

Continuous Testing

Nick W. Koning

Econometric Institute, Erasmus University Rotterdam, the Netherlands

October 22, 2024

Abstract

Testing has developed into the fundamental statistical framework for falsifying hypotheses. Unfortunately, tests are binary in nature: a test either rejects a hypothesis or not. Such binary decisions do not reflect the reality of many scientific studies, which often aim to present the evidence against a hypothesis and do not necessarily intend to establish a definitive conclusion.

We propose the continuous generalization of a test, which we use to measure the evidence against a hypothesis. Such a continuous test can be viewed as a continuous and non-randomized interpretation of the classical ‘randomized test’. This offers the benefits of a randomized test, without the downsides of external randomization. Another interpretation is as a literal measure, which measures the amount of binary tests that reject the hypothesis.

Our work unifies classical testing and the recently proposed e -values: e -values bounded to $[0, 1/\alpha]$ are continuously interpreted size α randomized tests. Taking α to 0 yields the regular e -value: a ‘level 0’ continuous test. Moreover, we generalize the traditional notion of power by using generalized means. This produces a framework that contains both classical Neyman-Pearson optimal testing and log-optimal e -values, as well as a continuum of other options. The traditional p -value appears as the reciprocal of generally invalid continuous test. In an illustration in a Gaussian location model, we find that optimal continuous tests are of a beautifully simple form.

Keywords: Hypothesis testing, evidence, e -values.

1 Introduction

In traditional inference, we start by formulating a hypothesis that we intend to falsify. We then specify a test, which we subsequently use to either reject the hypothesis or not. This framework of testing hypotheses is so deeply ingrained in statistics that it has grown to be synonymous with the process of falsifying a hypothesis.

We believe this is unfortunate, as the binary reject-or-not decision of a test does not reflect the reality of many scientific studies. Indeed, many studies are of an exploratory nature, and merely intend to present the evidence against

the hypothesis.

The key contribution of this paper is to generalize from binary tests to continuous tests. Specifically, instead of a binary reject (1) or non-reject (0), we permit our continuous test to take value in $[0, 1]$. At some pre-specified level α , we directly interpret the value of a continuous test as a measure of evidence against the hypothesis.

Continuous tests are deeply related to randomized tests. Randomized testing is a classical generalization of testing that allows external randomization to influence the rejection decision. However, there exists strong resistance to randomized testing. The primary concern is the unsettling notion that a scientific discovery could depend not only on the data, but also on a roll of the dice. Additionally, external randomization complicates replicability: two analysts performing an identical analysis on two identical sets of data may come to different conclusions. Lastly, the advantage of a randomized test is often seen as merely addressing technical issues like discreteness (e.g. in the Neyman-Pearson lemma) or computation (e.g. in Monte Carlo permutation tests).

One way to view our continuous test is as the continuous interpretation of the rejection probability of a randomized test. Conditional on the data, a randomized test recommends a rejection probability in $[0, 1]$, which is then combined with external randomization to randomly reject the hypothesis or not. Our continuous test is equivalent to directly interpreting this rejection probability as evidence against the hypothesis, instead of following it up by a random draw to determine a binary rejection. This yields the benefits of a randomized test, without the downsides of the external randomization.

Another interpretation of our continuous test is as a literal measure of the amount of tests that reject. A randomized test can be interpreted as randomly selecting a test using some distribution. If we interpret this distribution as a mathematical measure, then we can interpret the value of the continuous test as a measurement of the amount of tests that reject.

A second key idea is to facilitate the comparison of level α continuous tests across different levels α . We do this by rescaling a level α continuous test from taking value in $[0, 1]$ to taking value in $[0, 1/\alpha]$, without loss of generality. The original motivation for a randomized test to take value in

$[0, 1]$ is to indicate the rejection probability, but as we do not intend to randomize there is no need to stick to this $[0, 1]$ encoding. This rescaling also makes it easier to combine continuous tests, as this means the average of valid continuous tests and the product of independent valid continuous tests are still valid continuous tests, regardless of their levels. The level of the resulting combined continuous test is a combination of the levels of the individual continuous tests.

We also establish a connection to the e -value: a recently popularized measure of evidence (Howard et al., 2021; Vovk and Wang, 2021; Shafer, 2021; Grünwald et al., 2024; Ramdas et al., 2023). We find that the e -value appears as a level $\alpha \rightarrow 0$ continuous test. A level $\alpha > 0$ continuous test corresponds to an e -value whose domain is bounded to $[0, 1/\alpha]$. This caps the maximum amount of evidence that we can collect at an amount that corresponds to a rejection at level $\alpha > 0$. As a consequence, another interpretation of our work is that we connect the e -value to the traditional theory of testing hypotheses, and provide a foundation for its use as a measure of evidence. A different foundation for the e -value in the context of the (binary) testing of a hypothesis was recently given in Koning (2024); see also Grünwald (2024).

An important consideration is the power of a continuous test. We could stick to the traditional notion of power, by maximizing the expected value of a continuous test. This would maximize the probability of rejection, if we were to use it as a randomized test. Applying the Neyman-Pearson lemma, we find that the continuous test that maximizes this target effectively coincides with a traditional binary test. This reveals that it is necessary to consider a different power target if we truly intend to move away from binary testing. A preliminary solution has already been explored in the e -value literature: maximizing the expected logarithm of our continuous test under the alternative. For a level 0 continuous test (an e -value), Larsson et al. (2024) recently showed that this is always well-defined, and the maximizer can be interpreted as a generalization of a likelihood ratio between the alternative and the hypothesis. If we instead use a level $\alpha > 0$, this inflates the likelihood ratio by a constant, but simultaneously caps it at $1/\alpha$. This is useful if we want to use a continuous test but are satisfied with gathering an amount of evidence that corresponds to a rejection at the level α .

A third key idea is to maximize the generalized mean of the form $Z \mapsto [\mathbb{E}(Z^h)]^{1/h}$, which recovers the traditional notion of power for $h = 1$ and the expected logarithm for $h \rightarrow 0$. The resulting framework yields a generalization of both the traditional Neyman-Pearson optimal tests and log-optimal e -values, and it contains a continuum of other options. We discuss how both α and h can be interpreted as hyperparameters that tune how ‘risky’ the continuous test is, in different ways. Furthermore, we illustrate these in a Gaussian location model, where optimal generalized mean continuous tests are surprisingly simple.

Lastly, we also describe a connection to the p -value. In particular, we show how $1/p$ can be interpreted as a (gen-

erally invalid) continuous test or measure of evidence. We connect to a result from Koning (2024) which shows that for a special type of p -value, $1/p$ is a valid level 0 continuous test. Interestingly, such a p -value can be interpreted as a rejection at level p , under a generalized Type I error validity condition that is intended for data-dependent levels.

1.1 Related literature

Our work is connected to that of Shafer (2021), who formulates the evidence against a hypothesis as the (virtual) money won when making fair bets against the hypothesis. Indeed, our level 0 continuous test coincides with his notion of a betting score. Moreover, a level $\alpha > 0$ continuous test coincides with placing bets in a manner that ensures we never win more than $1/\alpha$ times our original investment, but in exchange increases the overall chances of making a profit. This is effectively a less risky bet, but also with less potential upside. The betting interpretation can be useful, as it allows us to tie the choice of a continuous test to our natural intuitions about games. On the other hand, an advantage of our perspective as a continuous test is that it sticks much more closely to the existing theory of testing, with which statisticians and many scientists are deeply familiar.

The idea to continuously interpret a randomized test also appears in the work of Geyer and Meeden (2005), under the name ‘fuzzy decision’. However, they mostly use it as a tool in the development of ‘fuzzy’ confidence intervals that are better behaved for discrete data. In addition, they stick to the $[0, 1]$ scale and as well as the traditional power target, so that they remain in a near-binary setting.

Our work also sheds light on recent work on converting an e -value into a randomized rejection decision (Ramdas and Manole, 2023). Indeed, our work reveals that an e -value bounded to $[0, 1/\alpha]$ is equivalent to a level α randomized test. The conversion used by Ramdas and Manole (2023) corresponds to rounding an e -value down to $1/\alpha$, which obviously bounds it to $[0, 1/\alpha]$. Moreover, this also shows that if rounding takes place, then some power is lost compared to starting off with a level α randomized test.

2 Background: testing hypotheses

2.1 Testing: abstractly

The traditional framework of hypothesis testing consists of three steps:

1. Specify the hypothesis H to be falsified,
2. Formulate an appropriate test τ ,
3. Conduct the test τ , which either rejects H or not.

In practice, we do not just use any test: we use a test with a certain confidence guarantee. In particular, it is traditional to use a test τ whose probability to reject the

hypothesis H when H is true is at most $\alpha > 0$. We say that such a test τ is valid for the hypothesis H at a so-called level of significance $\alpha > 0$.

2.2 The basic theory of testing

In statistics, a hypothesis H is formalized as a collection of probability distributions on an underlying sample space \mathcal{X} . This collection of distributions H can be interpreted as all the data generating processes that satisfy the hypothesis. A test τ is modelled as a function of the underlying data X that either rejects the hypothesis or not, $\tau : \mathcal{X} \rightarrow \{\text{do not reject } H, \text{ reject } H\}$. As is common, we usually suppress the dependence on the underlying data X , and write τ for $\tau(X)$, interpreting a test τ as a random variable.

Using these definitions, we can formally describe a test that is valid for a hypothesis H at a level α , as a test τ whose probability to reject H is at most α for every distribution \mathbb{P} in the hypothesis:

$$\sup_{\mathbb{P} \in H} \mathbb{P}(\tau = \text{reject } H) \leq \alpha.$$

The decision to reject H or not is often conveniently numerically coded as 1 (reject) and 0 (not reject). We can use this encoding to describe a valid test for H at α , as a test whose expectation is bounded by α for every distribution in the hypothesis:

$$\sup_{\mathbb{P} \in H} \mathbb{E}^{\mathbb{P}}[\tau] \leq \alpha, \quad (1)$$

since the expectation of a binary $\{0, 1\}$ random variable is the same as the probability that it equals 1.

Remark 1. *While convenient, we stress that the coding of a test to take value in $\{0, 1\}$ is arbitrary. One of our key ideas (see Section 5.1) will be to depart from this encoding.*

3 Background: randomized testing

3.1 Randomly selecting a test

The idea behind randomized testing is to let the decision to reject also depend on an external source of randomization.

Conceptually, perhaps the simplest way to think about this external randomization is that we do not select a single test, but rather select a distribution \mathbb{D} over tests that we subsequently use to randomly select a test. That is, the test $\tilde{\tau} : \mathcal{X} \rightarrow \{\text{do not reject } H, \text{ reject } H\}$ itself is a random variable drawn from some distribution \mathbb{D} , independently from the data. This randomized framework contains the non-randomized framework, as we could choose a degenerate distribution $\mathbb{D} = \delta_{\tau^*}$ that always selects the same test τ^* .

Just like a non-random test, a random test $\tilde{\tau}$ is said to be valid for H at level α if the probability that it rejects H if

it is true is bounded by α . This can be formulated as

$$\sup_{\mathbb{P} \in H} (\mathbb{P} \times \mathbb{D})(\tilde{\tau}(X) = \text{reject } H) \leq \alpha,$$

where $(\mathbb{P} \times \mathbb{D})$ is interpreted as the probability over both the data X and the random choice of test $\tilde{\tau}$. Equivalently, we can use the $\{0, 1\}$ encoding of non-rejection and rejection, and formulate this as

$$\sup_{\mathbb{P} \in H} \mathbb{E}^{\mathbb{P}}_X \mathbb{E}^{\mathbb{D}}_{\tilde{\tau}}[\tilde{\tau}(X)] \leq \alpha.$$

3.2 Conditional rejection probability

Out of mathematical convenience, the standard way to model randomized testing is to simply specify a rejection probability at each potential value of the data X . A subsequent random draw using this rejection probability then yields a binary rejection decision. This is equivalent to randomly selecting a test as in Section 3.1, but does not require one to explicitly formulate a distribution on a collection of tests.

In particular, we can view this as extending the codomain $\{0, 1\}$ of a binary encoded test to the entire unit interval $\tau : \mathcal{X} \rightarrow [0, 1]$. The value of τ then indicates the conditional rejection probability, given the data. A random test $\tilde{\tau}$ is obtained by drawing an independent uniform random variable $U \sim \text{Unif}[0, 1]$, and rejecting the hypothesis if U is smaller than τ : $\tilde{\tau} = \mathbb{I}\{U \leq \tau\}$. Clearly, if $\tau = 1$, this always leads to a rejection, so that this is indeed a generalization of the non-randomized framework.

As τ fully captures the information required to obtain a randomized decision, we will follow the convention to refer to it as a randomized test. This should not be confused with the random test $\tilde{\tau}$ from Section 3.1. Their relationship is that a randomized test τ can be interpreted as the probability to select a test that rejects the hypothesis, conditional on the data X :

$$\tau(X) = \mathbb{D}(\tilde{\tau}(X) = \text{reject } H). \quad (2)$$

The mathematical convenience of representing randomized testing through τ becomes clear when we observe that it is valid for H at level α if its expectation is bounded by α under the hypothesis H :

$$\sup_{\mathbb{P} \in H} (\mathbb{P} \times \mathbb{D})(\tilde{\tau}(X) = \text{reject } H) = \sup_{\mathbb{P} \in H} \mathbb{E}^{\mathbb{P}}[\tau] \leq \alpha,$$

which is the same condition as appeared in (1). Another property of this representation is that the average $(\tau_1 + \tau_2)/2$ of two level α valid randomized tests τ_1, τ_2 is also a level α valid randomized test. This extends to convex combinations and mixtures of randomized tests.

4 Continuous Testing

4.1 Continuous testing: abstractly

The intention of this paper is to replace the binary testing framework with a continuous framework in which we measure the evidence against a hypothesis:

1. Specify the hypothesis H to be falsified,
2. Formulate a continuous test,
3. Use it to measure the evidence against H .

4.2 From randomized to continuous test

The first key contribution of this paper is to propose an alternative perspective on randomized tests. In particular, we propose to directly interpret the value of a randomized test τ on $[0, 1]$ as evidence against the hypothesis. We explicitly propose to not follow this up by external randomization, and so do not come to a binary decision.

As this continuous interpretation does not involve randomization, we will henceforth refer to these tests as continuous tests and refer to non-randomized tests as binary tests, to avoid potential confusion. We stress that a continuous test generalizes a binary test, since a binary test is simply a continuous test taking value in the subset $\{0, 1\} \subset [0, 1]$.

An advantage of using continuous tests as a measure of evidence, is that we can couple their interpretation to our intuition about randomized testing: its value can be interpreted as a conditional probability of rejection. This also reveals that a continuous test is at least as informative as a random decision: if desired, we can still use external randomization to retrieve a decision on whether to reject the hypothesis. Moreover, if a continuous test equals 1, then we can directly interpret it as a rejection of the hypothesis. Finally, as with a randomized test, we say that a continuous test τ is valid at level α , if its expectation is bounded by α under the hypothesis, as in (1).

Remark 2. *In mathematical statistics, a randomized test $\tau : \mathcal{X} \rightarrow [0, 1]$ is sometimes simply called a ‘test’. However, to the best of our knowledge, the interpretation is always that its value merely prescribes a rejection probability, which should be followed by a decision made by external randomization. In our interpretation as a continuous test, we explicitly propose directly report it and to not randomize.*

4.3 A literal measure of evidence

Building on Section 3.1, we propose another interpretation of the continuous test. There, we started by specifying a distribution \mathbb{D} over tests that we subsequently use to randomly select a test.

Here, we observe that we can instead interpret \mathbb{D} as a measure over a collection of binary tests. We can then interpret the value of a continuous test as a measurement of

the amount of tests that reject the hypothesis H , as measured by \mathbb{D} :

$$\tau(X) = \mathbb{D}(\{\text{tests that reject } H\}).$$

This also nests the binary framework: if we choose the degenerate measure $\mathbb{D} = \delta_{\tau^*}$, then we only measure whether the binary test τ^* rejects, and disregard any other test.

This perspective provides a surprisingly literal interpretation of a continuous test τ as a measurement of the evidence against the hypothesis. Here, the body of ‘evidence’ takes on the identity of the collection of rejecting tests, which we measure with our measure of evidence \mathbb{D} .

We believe this is an apt representation of a measure of evidence: it makes intuitive sense to run a number of tests against a hypothesis, and then report the evidence as the proportion of tests that rejected, possibly weighted by the importance of each test.

For example, a teacher may want to falsify that a student has no understanding of the studied material. Then, it is typical to subject the student to a number of tests: questions, problems, assignments. After grading these tests, the teacher then typically reports the evidence against the hypothesis in the form of a grade that represents an average of the number of tests that were passed, weighted by points that express the difficulty of each test.

5 A level α measure of evidence

5.1 Rescaling tests by their level

A problem with continuous tests lies in their interpretation across different values of α . Indeed, it is not obvious whether $\tau_{.1} = .7$ is a stronger claim than $\tau_{.05} = .5$. For binary tests, this problem does not occur, since $\tau_{.1} = 1$ is clearly a weaker claim than $\tau_{.05} = 1$.

The second key idea is to solve this problem by recoding tests based on their level, in order to put them on the same scale. Recall that binary and continuous tests are usually conveniently, yet arbitrarily, coded to take value in $\{0, 1\}$ and $[0, 1]$. The main convenience here was that their value encodes the probability of rejection of the (possibly randomized) procedure. However, we are no longer interested in rejecting with a certain probability, which means that there is no real benefit to sticking to this coding.

Without loss of generality, we propose to incorporate the level into the coding, by encoding a level α binary test to take value in $\{0, 1/\alpha\}$ and a level α continuous test to take value in $[0, 1/\alpha]$. In particular, we recode level α tests τ_α by rescaling them by their level:

$$\varepsilon_\alpha = \tau_\alpha / \alpha,$$

where we use the notation ε_α for a level α continuous test on the recoded scale to avoid ambiguities.

The advantage of this recoding is that this places all tests on the same scale: on this scale, a level α continuous test

ε_α is valid for H at level α if $\mathbb{E}^H[\varepsilon_\alpha] \leq 1$, which is the same expression for each level α . This reveals that $\tau_{.1} = .7$ is a weaker claim than $\tau_{.05} = .5$, since $\varepsilon_{.1} = .7/.1 = 7$, whereas $\varepsilon_{.05} = .5/.05 = 10 > 7$.

Another advantage is that the recoding makes it easier to combine continuous tests across different levels. In particular, the average of valid level α_1 and α_2 continuous tests is a valid level $2/(\alpha_1^{-1} + \alpha_2^{-1})$ continuous test: the harmonic mean of α_1 and α_2 . This extends to any convex combination or mixture of valid tests. In addition, the product of independent valid level α_1 and α_2 continuous tests is a level $\alpha_1\alpha_2$ continuous test.

We can obtain a sense of this scale by connecting it to our intuition for traditional randomized binary testing: recall that if a continuous test ε_α equals $1/\alpha$, this corresponds to a rejection at level α . This means that the event $\varepsilon_{.05} = 20$ coincides with a rejection at the popular level $\alpha = .05$. Moreover, a value of $\varepsilon_\alpha < 1/\alpha$ can be interpreted as a rejection with probability $\alpha\varepsilon_\alpha$ at level α . So, $\varepsilon_{.05} = 10$ can be interpreted as a rejection with probability .5 at level .05.

Remark 3. For a level .10 continuous test, $\varepsilon_{.10} = 10$ means a rejection at level .10. Therefore, it may be tempting to also interpret $\varepsilon_{.05} = 10$ as a rejection at level $\alpha = 1/\varepsilon_{.05} = .10$.

This is possible, but requires some nuance, as this means we are using a data-dependent significance level α : the traditional validity guarantee is not defined for data-dependent levels. However, we can generalize the traditional validity guarantee $\sup_{\mathbb{P} \in H} \mathbb{P}(\text{reject } H \text{ at level } \alpha) \leq \alpha$ to

$$\sup_{\mathbb{P} \in H} \mathbb{E}_{\tilde{\alpha}}^{\mathbb{B}} \left[\frac{\mathbb{P}(\text{reject } H \text{ at level } \tilde{\alpha} \mid \tilde{\alpha})}{\tilde{\alpha}} \right] \leq 1,$$

for a data-dependent level $\tilde{\alpha}$ with some law \mathbb{B} . This can be interpreted as bounding the expected relative distortion between the rejection probability at the reported level $\tilde{\alpha}$ and the level $\tilde{\alpha}$ itself. It turns out that a rejection at level .10 if $\varepsilon_{.05} = 10$, is indeed valid under this guarantee.

This definition is taken from Koning (2024), where we extend the traditional binary framework of hypothesis testing to the data-dependent selection of the significance level; see also Grünwald (2024).

5.2 Bounded measures of evidence

The level of significance α can also be merged into the framework from Section 4.3, where we selected a probability measure \mathbb{D} to obtain a measurement of the amount of tests that reject the hypothesis. In particular, we can rescale the probability measure \mathbb{D} to a bounded measure $\mathbb{D}_\alpha := \mathbb{D}/\alpha$, which is then a valid measure of evidence for H if $\sup_{\mathbb{P} \in H} \mathbb{E}^{\mathbb{P}}[\mathbb{D}_\alpha(\text{tests that reject } H)] \leq 1$.

Due to the rescaling, \mathbb{D}_α takes value in $[0, 1/\alpha]$. This means it is no longer a probability measure, so that its measurement of the evidence $\mathbb{D}_\alpha(\{\text{tests that reject } H\})$ cannot be directly interpreted as the probability that we reject conditional on the data. However, this is unimportant, since we

have no desire to randomize and only intend to measure the amount of tests that reject.

6 Letting $\alpha \rightarrow 0$: the e -value

6.1 A level 0 continuous test

With level $\alpha > 0$ continuous tests taking value in $[0, 1/\alpha]$, it becomes tempting to lift this upper bound by letting $\alpha \rightarrow 0$. Doing so, we can speak of a level 0 continuous test ε_0 that takes value in $[0, \infty]$. Moreover, it is valid if $\sup_{\mathbb{P} \in H} \mathbb{E}^{\mathbb{P}}[\varepsilon_0] \leq 1$.

A key advantage is that level 0 continuous tests are even easier to combine: unlike level $\alpha > 0$ continuous tests, the level does not change when combining level 0 continuous tests. In particular, the average or any convex combination or mixture of valid level 0 continuous tests is still a valid level 0 continuous test. Moreover, the product of independent valid level 0 continuous tests is still a valid level 0 continuous test.

The connection of a level 0 continuous test to traditional binary testing requires some nuance. If $\varepsilon_0 = \infty$, we can interpret this as a rejection at level 0. If $\varepsilon_0 < \infty$, its interpretation as rejecting with probability $0\varepsilon_0$ falls apart, since this equals 0. However, the ideas from Remark 3 still apply, so that we can interpret the value of ε_0 as a rejection at level $1/\varepsilon_0$ under a generalized form of validity.

6.2 Unbounded measures of evidence

In the context of measuring the amount of rejected tests, letting $\alpha \rightarrow 0$ corresponds to allowing us to use an unbounded measure \mathbb{D}_0 . Such an unbounded measure takes value in $[0, \infty]$ and is a valid measure of evidence if $\sup_{\mathbb{P} \in H} \mathbb{E}^{\mathbb{P}}[\mathbb{D}_0(\text{hypotheses that reject } H)] \leq 1$.

6.3 Connection to e -values

Taking $\alpha \rightarrow 0$ also reveals a connection to the e -value. The e -value is a recently introduced ‘measure of evidence’ (Howard et al., 2021; Vovk and Wang, 2021; Shafer, 2021; Grünwald et al., 2024; Ramdas et al., 2023). An e -value for a hypothesis H is typically defined as some random variable on $[0, \infty]$ with expectation bounded by 1 under the hypothesis: $\sup_{\mathbb{P} \in H} \mathbb{E}^{\mathbb{P}}[e] \leq 1$.

Our work can be interpreted as providing a foundation for the e -value as a continuous measure of evidence against a hypothesis. Indeed, our results reveal that the e -value is simply a valid level 0 continuous test ε_0 . Moreover, the e -value coincides with using a valid unbounded measure of evidence \mathbb{D}_0 . To the best of our knowledge, these connections were not observed before: only the property that a valid level α binary test can be captured by an e -value taking value in $\{0, 1/\alpha\}$ is well-known.

Another interesting observation is that a level $\alpha > 0$ continuous test corresponds to an e -value whose domain is re-

stricted to $[0, 1/\alpha]$. In some sense, this can be interpreted as a level α e -value.

Simultaneously, this connection to e -values means that the literature on e -values constitutes a quickly growing source of level 0 continuous tests.

Remark 4. *A foundation for the e -value in the context of a binary hypothesis testing problem is provided in Koning (2024) and Grünwald (2024). The difference with the current work is that we do not restrict ourselves to the binary rejection of a hypothesis.*

6.4 From e -value to (randomized) test

It is common to convert e -values into non-random or random tests using the conversions $e \mapsto \mathbb{I}\{e \geq 1/\alpha\}$ and $e \mapsto \mathbb{I}\{e \geq U/\alpha\}$, where independently $U \sim \text{Unif}[0, 1]$. The validity of such tests is motivated through Markov’s inequality and the recently introduced Randomized Markov’s inequality (Ramdas and Manole, 2023).

The connection we establish between e -values and continuous tests make these conversions trivial. In particular, the conversion of an e -value (a level 0 continuous test) to a level α binary or continuous test can be interpreted as simply rounding down the e -value to the domains $\{0, 1/\alpha\}$ or $[0, 1/\alpha]$, as we capture in Proposition 1. This rounding throws away some power: it is generally better to start with a good level α continuous test ε_α , than to find a good level 0 continuous test (e -value) and discard information by rounding it down. We highlight this in Remark 7, in Section 7.

Proposition 1. *If e is a valid e -value for H , then*

- $\varepsilon_\alpha = e \wedge 1/\alpha$ is a valid level α continuous test,
- $\varepsilon_\alpha = \lfloor \alpha e \wedge 1 \rfloor / \alpha$ is a valid level α binary test.

Proof. The maps $e \mapsto e \wedge 1/\alpha$ and $e \mapsto \lfloor \alpha e \wedge 1 \rfloor / \alpha$ are non-increasing, so that the validity guarantee still holds, and restrict the e -value to the domains $[0, 1/\alpha]$ and $\{0, 1/\alpha\}$, respectively. \square

Remark 5 (Deterministic Markov’s Inequalities). *The proof of Proposition 1 is deeply related to the ‘Deterministic Markov’s Inequalities’ introduced in the first pre-print of Koning (2024). For a non-negative value X , and $U \sim \text{Unif}[0, 1]$, they are given by:*

$$\mathbb{I}\{\alpha X \geq 1\} = \lfloor \alpha X \wedge 1 \rfloor \leq \alpha X \wedge 1 = \mathbb{P}_U(\alpha X \geq U) \leq \alpha X.$$

While these inequalities may seem trivial, applying the expectation over X to all terms recovers Markov’s Inequality $\mathbb{P}_X[\alpha X \geq 1] \leq \alpha \mathbb{E}_X[X]$, the Randomized Markov’s Inequality of Ramdas and Manole (2023) $\mathbb{P}_{U,X}[\alpha X \geq U] \leq \alpha \mathbb{E}_X[X]$, and a strengthening of Markov’s Inequality $\mathbb{P}_X[\alpha X \geq 1] \leq \mathbb{E}_X[\alpha X \wedge 1]$ that works for possibly non-integrable non-negative random variables X . The latter is

related to the work of Wang and Ramdas (2024) who implicitly use it to derive a version of Ville’s Inequality for non-integrable non-negative (super)martingales and e -processes.

Lastly, the key idea in Koning (2024) is to observe that the inequalities can be made to hold with equality by dividing by α , and then taking the supremum over α :

$$\sup_{\alpha > 0} \frac{\mathbb{I}\{\alpha X \geq 1\}}{\alpha} = \sup_{\alpha > 0} X \wedge 1/\alpha = X.$$

Taking the expectation over X yields a ‘Markov’s Equality’.

7 Power

For a binary test, the probability that it recommends a rejection completely captures its distribution. This means that if we want to maximize the evidence against the hypothesis if it is false, then all we can do is maximize this rejection probability.

For continuous tests, this is not the case: they take value on an interval, which provides many degrees of freedom. Fundamentally, a consequence is that there does not exist one ‘correct’ generalization of power for a continuous test: the choice depends on the context. Intuitively speaking, this comes down to a risk-reward trade-off: do we want to collect some evidence against the hypothesis with high probability, or a lot of evidence against the hypothesis with low probability?

7.1 Log-power and likelihood ratios

An emerging ‘default’ choice in the literature on e -values is to maximize the expected logarithm under the alternative (Grünwald et al., 2024; Larsson et al., 2024). Specifically, suppose that if the hypothesis H is false then the alternative \mathcal{Q} is true. Suppose that this alternative contains a single distribution \mathcal{Q} : $\mathcal{Q} = \{\mathcal{Q}\}$. Then, we can consider the valid level 0 continuous test ε'_0 that maximizes

$$\mathbb{E}^{\mathcal{Q}}[\log \varepsilon_0],$$

over valid level 0 continuous tests ε_0 . In the context of the e -value, this object goes under a variety of names, but we prefer calling it the likelihood ratio, as it can be interpreted as a generalization of the likelihood ratio between \mathcal{Q} and the collection of distributions H (Larsson et al., 2024).

Like a likelihood ratio, this choice also satisfies an interesting property that its reciprocal is a valid level 0 continuous test against the alternative \mathcal{Q} (Koning, 2024):

$$\mathbb{E}^{\mathcal{Q}}[1/\varepsilon'_0] \leq 1.$$

This means that ε'_0 admits a two-sided interpretation, as evidence against the hypothesis H and its reciprocal as evidence against the alternative \mathcal{Q} . Larsson et al. (2024) show that this property in some sense characterizes the likelihood ratio.

For $\alpha > 0$, we have that ε_α takes value in $[0, 1/\alpha]$. As a consequence, the valid level α log-power maximizing continuous test ε'_α cannot generally equal the likelihood ratio, which has no natural upper bound. For a simple null hypothesis $H = \{\mathbb{P}\}$, we find that

$$\varepsilon'_\alpha = (b_\alpha \text{LR}) \wedge 1/\alpha,$$

where $b_\alpha \geq 1$ is some constant so that $\mathbb{E}^\mathbb{P}[\varepsilon'_\alpha] = 1$, and LR is the likelihood ratio between \mathbb{Q} and \mathbb{P} . That is, it equals the likelihood ratio but capped at $1/\alpha$ and scaled up by b_α so that it fully exploits the constraint $\mathbb{E}^\mathbb{P}[\varepsilon_\alpha] \leq 1$.

A derivation of this ‘capped and inflated’ likelihood ratio is given in Appendix A.

Remark 6. For a composite alternative \mathcal{Q} , we can resort to traditional tools to deal with composite alternatives: maximizing the expected logarithm against a mixture over \mathcal{Q} , against the infimum over \mathcal{Q} , or plugging-in an estimate $\hat{\mathbb{Q}}$ based on a separate sample; see also Ramdas et al. (2023).

Remark 7 (Level α continuous test vs rounding). The log-power maximizing level α continuous test allows us to clearly illustrate why rounding an e -value, as in Section 6.4, is inefficient. This continuous test equals $(b_\alpha \text{LR}) \wedge 1/\alpha$, for some $b_\alpha \geq 1$. If we instead round down the log-power maximizing level 0 continuous test (e -value), then we obtain $\text{LR} \wedge 1/\alpha$. This means that we lose the inflation of the likelihood ratio by the factor $b_\alpha \geq 1$.

7.2 Traditional power

In the context of binary randomized testing it is standard to instead maximize the rejection probability under the alternative. This is equivalent to choosing the valid level α continuous test ε_α^* that maximizes expected value under \mathbb{Q} :

$$\mathbb{E}^\mathbb{Q}[\varepsilon_\alpha],$$

over all valid level α continuous tests ε_α .

If H is a simple hypothesis $H = \{\mathbb{P}\}$, then we can apply the famous Neyman-Pearson lemma. For $\alpha > 0$, it tells us that there exists some critical value $c_\alpha \geq 0$, such that

$$\varepsilon_\alpha^* = \begin{cases} 1/\alpha & \text{if LR} > c_\alpha, \\ K & \text{if LR} = c_\alpha, \\ 0 & \text{if LR} < c_\alpha, \end{cases} \quad (3)$$

for some $0 \leq K \leq 1/\alpha$, where LR denotes the likelihood ratio between the alternative \mathbb{Q} and hypothesis \mathbb{P} , which always exists.

In practice, the probability that $\text{LR} = c_\alpha$ is typically negligible or even 0. As a result, the level α test ε_α^* that maximizes the power often basically collapses to a binary test: it takes value in $\{0, 1/\alpha\}$ with high probability. We believe this may be a large reason why the advantage of randomized tests has rarely been viewed as worth the cost of external randomization.

The near-binary behavior of ε_α^* also suggests that the traditional power target is problematic if our goal is to have a non-binary test. Indeed, it is not sufficient to simply use continuous tests: we must also shift to a different power target such as the expected logarithm as in Section 7.1. We suspect that this may be a reason why continuous testing was not discovered before: the continuous interpretation of a traditional power-maximizing randomized test rarely improves upon non-randomized tests.

Another interpretation is that the traditional binary testing literature has effectively unknowingly considered continuous testing all along, but simply never bothered to move away from the traditional power target $\mathbb{E}^\mathbb{Q}[\varepsilon_\alpha]$, so that only binary tests were required. Had this been a conscious decision, then the traditional binary testing literature can be viewed as preferring highly risky all-or-nothing continuous tests, which either gather $1/\alpha$ evidence, or none.

As $\alpha \rightarrow 0$, the threshold c_α becomes increasingly large, so that $\varepsilon_\alpha^* = 0$ except on the datapoint X^* where the likelihood ratio is maximized. On this datapoint, it equals the largest value it can take to remain valid: $1/\mathbb{P}(X^*)$. This is quite undesirable in practice, as this means ε_0^* may equal 0 with probability close to one, and some large value with the remaining near-zero probability. As a result, this target is not used in the e -value literature.

Remark 8. Interestingly, the Neyman-Pearson lemma does not hold if we restrict ourselves to binary tests, as is the topic of Problem 3.17 and 3.18 in Lehmann and Romano (2022). If it were not for this technicality in the Neyman-Pearson lemma, it would not surprise us if randomized tests were excluded from the theory of testing altogether. Indeed, the randomized component is skipped in many presentations of the lemma.

7.3 Generalized-mean Neyman-Pearson

The log-power target and traditional power target are both special cases of a so-called generalized mean target:

$$(\mathbb{E}^\mathbb{Q}[\varepsilon_\alpha^h])^{1/h}, \quad (4)$$

for $h \neq 0$ and $\exp\{\mathbb{E}^\mathbb{Q}[\log \varepsilon_\alpha]\}$ for $h = 0$, which is the limit of $(\mathbb{E}^\mathbb{Q}[\varepsilon_\alpha^h])^{1/h}$ as $h \rightarrow 0$. Indeed, for $h = 1$ this yields the standard expectation, and for $h = 0$ this yields (an isotonic transformation of) the log-power target. Together with $h = -1$, which yields the harmonic mean, these special cases are also known as the Pythagorean means.

The generalized means are positively homogenous:

$$(\mathbb{E}^\mathbb{Q}[(a\varepsilon_\alpha)^h])^{1/h} = a (\mathbb{E}^\mathbb{Q}[(\varepsilon_\alpha)^h])^{1/h},$$

for $a > 0$. As a consequence, our rescaling from $[0, 1]$ to $[0, 1/\alpha]$ only scales the value of the generalized mean and does not affect its optimization. It turns out that a converse is also true: the generalized means are the only positively homogenous means (see Theorem 84 in Hardy et al. (1934)).

For $h < 1$, the optimal h -generalized mean level α valid continuous test equals

$$\varepsilon_{\alpha,h}^* = b_{\alpha,h} \text{LR}^{1/(1-h)} \wedge 1/\alpha, \quad (5)$$

for some $b_{\alpha,h} \geq 1$. Moreover, for $h = 1$ the optimizer equals the Neyman-Pearson optimal continuous test (3). This means we can interpret this level α , h -generalized-mean optimal continuous testing framework as a generalization of both the traditional Neyman-Pearson lemma (for $\alpha > 0$ and $h = 1$) and the recently popularized log-optimal e -value (for $\alpha = 0$ and $h = 0$). The derivation is given in Appendix A.

Remark 9 (Maximizing expected average growth rate). A common motivation for the log-power target ($h = 0$) is that it maximizes the long-run growth rate when multiplying together e -values. In particular, for a collection of $n \geq 1$ i.i.d. continuous tests $\varepsilon^{(1)}, \dots, \varepsilon^{(n)}$, we have by the strong law of large numbers that their average growth rate (the geometric average) converges to the geometric expectation as $n \rightarrow \infty$,

$$\left(\prod_{i=1}^n \varepsilon^{(i)} \right)^{1/n} = \exp \left\{ \frac{1}{n} \sum_{i=1}^n \log \varepsilon^{(i)} \right\} \xrightarrow{n \rightarrow \infty} \exp \left\{ \mathbb{E}^{\mathbb{Q}}[\log \varepsilon^{(1)}] \right\}$$

This means that maximizing the log-power target, which coincides with maximizing the geometric expectation ($h = 0$), can be interpreted as maximizing the long run growth rate.

Interestingly, if we choose each component $\varepsilon^{(i)}$ to be an $h = 1/n$ -generalized-mean optimal continuous test, then this maximizes a short-run equivalent: the expected average growth rate for $\varepsilon^{(1)}, \dots, \varepsilon^{(n)}$,

$$\begin{aligned} \max_{\varepsilon^{(1)}} \left(\mathbb{E}^{\mathbb{Q}} \left[\left(\varepsilon^{(1)} \right)^{1/n} \right] \right)^n \\ &= \max_{\varepsilon^{(1)}, \dots, \varepsilon^{(n)}} \prod_{i=1}^n \mathbb{E}^{\mathbb{Q}} \left[\left(\varepsilon^{(i)} \right)^{1/n} \right] \\ &= \max_{\varepsilon^{(1)}, \dots, \varepsilon^{(n)}} \mathbb{E}^{\mathbb{Q}} \left[\left(\prod_{i=1}^n \varepsilon^{(i)} \right)^{1/n} \right] \\ &= \max_{\varepsilon^{(1)}, \dots, \varepsilon^{(n)}} \mathbb{E}^{\mathbb{Q}} \left[\exp \left\{ \frac{1}{n} \sum_{i=1}^n \log \varepsilon^{(i)} \right\} \right]. \end{aligned}$$

Here, the first equality follows from the fact that $\varepsilon^{(1)}, \dots, \varepsilon^{(n)}$ are identically distributed, and the second equality from their independence.

If we only intend to use a single continuous test, $n = 1$, maximizing this expected average growth rate corresponds to the Neyman-Pearson near-binary test ($h = 1$). In the other extreme, if we intend to merge infinitely many continuous tests, $n \rightarrow \infty$, then obtain the log-power target $h = 0$. This suggests that the commonly used log-power target may be overly conservative if we want to maximize the growth rate but only intend to combine n continuous tests.

Remark 10 (α and h as power-hyperparameters). We can also consider incorporating the level α into the power objective, and look for the level 0 continuous test (e -value) ε

that maximizes $(\mathbb{E}^{\mathbb{Q}}[(\varepsilon \wedge 1/\alpha)^h])^{1/h}$. This formulation reveals that α , like h , can be interpreted as a hyperparameter in our power-objective that tunes the ‘riskiness’ of the continuous test. Indeed, if we increase α , then the probability our continuous test equals $1/\alpha$ increases. At the same time, if it does equal $1/\alpha$ for a large α , then we have a weaker claim.

Similarly, the generalized mean parameter h also levels out the continuous test. This means that α and h can in some sense be viewed as substitutes, though they can also be used in conjunction. We illustrate this in Section 8.

Remark 11. An extension would be to only require that $\varepsilon \leq 1/\alpha$ where \mathbb{P} assigns positive mass. This is perhaps more appropriate, as this means we do not unnecessarily bound our evidence by $1/\alpha$ for events that have positive \mathbb{Q} probability but zero \mathbb{P} probability.

7.4 Composite case: exists, unique, FOC

We conclude the section with Theorem 1, which concerns the existence, uniqueness and characterization of a valid level α continuous test for an arbitrary composite hypothesis. This extends results of Larsson et al. (2024), who consider the setting where both $\alpha = 0$ and $h \leq 0$ (see Remark 13). Its proof can be found in Appendix C.

Theorem 1 (Composite hypothesis). Assume $\alpha \leq 1$ and $h \leq 1$. Suppose we have a possibly composite hypothesis H and a simple alternative \mathbb{Q} . If $\alpha > 0$ or $h \leq 0$, then a valid level α h -generalized mean optimal continuous test $\varepsilon_{\alpha,h}^*$:

- exists,
- is \mathbb{Q} -almost surely unique if $h < 1$,
- is characterized by the first-order condition:

$$\mathbb{E}^{\mathbb{Q}}[(\varepsilon_{\alpha,h}^*)^{h-1} \varepsilon] \leq \mathbb{E}^{\mathbb{Q}}[(\varepsilon_{\alpha,h}^*)^h],$$

for every level α valid continuous test ε .

Remark 12 (Comments on Theorem 1). The conditions that $\alpha > 0$ or $h \leq 0$ are to ensure the objective is bounded. In many situations it may be sufficient that $h < 1$ even if $\alpha = 0$, because the objective remains strictly concave, but we suspect that this is not sufficient in general.

For uniqueness, we additionally require that $h < 1$ even if $\alpha > 0$, to ensure the objective function is strictly concave. Indeed, if $h = 1$ and $\alpha > 0$, then the optimization problem is a (possibly infinite dimensional) linear program, which are known to require (mild) additional conditions for uniqueness.

For the composite setting, it remains an open question whether the optimizer is of the same form (5) as in the simple hypothesis setting, with the likelihood ratio replaced by the log-optimal solution. For a finite number of distributions, the derivation in Appendix A is straightforward to

generalize, since we can still construct a dominating measure. Unfortunately, it is not clear how this can be further generalized to the arbitrary composite setting.

Remark 13 (Power utility and generalized means). *The setting where both $\alpha = 0$ and $h \leq 0$ in this result was recently proved by Larsson et al. (2024). Our result extends this to also cover the setting where both $\alpha > 0$ and $h < 1$. Notably, their work excludes the link with the Neyman-Pearson setting, which is captured by $h = 1$ and $\alpha > 0$. In Appendix C, we expand on the relationship to their work.*

8 Illustration: Gaussian location

In this section, we illustrate our ideas in a simple Gaussian location model. In particular, suppose we hypothesize that our data X comes from the zero-mean Gaussian distribution $\mathcal{N}(0, \sigma^2)$ with known $\sigma > 0$, and test this against the alternative that it comes from a Gaussian distribution with mean μ : $\mathcal{N}(\mu, \sigma^2)$. In this setting, we find that the level 0, h -generalized mean optimal continuous test is of a surprisingly simple form:

$$\varepsilon_{0,h} = \frac{d\mathcal{N}(\frac{\mu}{1-h}, \sigma^2)}{d\mathcal{N}(0, \sigma^2)},$$

for $h < 1$. A derivation is provided in Appendix B.

For $h = 0$ this yields the standard likelihood ratio. For $h < 0$ and $h > 0$ it also yields a likelihood ratio, but against an alternative with a different mean than μ . For example, for $h = -1$, it equals the likelihood ratio against the alternative $\mathcal{N}(\mu/2, \sigma^2)$, and for $h = .5$ the likelihood ratio against $\mathcal{N}(2\mu, \sigma^2)$. This shows that using $h \neq 0$ is equivalent to using a likelihood ratio with mean that is misspecified by a factor $(1 - h)$.

For $\alpha > 0$, the optimum is of the form $b_\alpha \varepsilon_{0,h} \wedge 1/\alpha$, where $b_\alpha \geq 1$ does not seem to admit a clean analytical expression, but is easily computed numerically. If we let $h \rightarrow 1$, we know this must approach the Neyman-Pearson test: the one-sided Z -test. At the same time, taking $h \rightarrow 1$ we see that $\mu/(1 - h) \rightarrow \infty$. As a consequence, the one-sided Z test can in some sense be interpreted as a log-optimal valid level α test against the alternative ' $\mathcal{N}(\infty, \sigma^2)$ '.

In Figure 1 and Figure 2, we illustrate the h -generalized mean optimal continuous test for $\alpha = 0$ and $\alpha = 0.05$, respectively, where we numerically approximated b_α .

For Figure 1, where $\alpha = 0$, the key takeaway is that h controls the steepness of the continuous tests over the data. For small h , the continuous test grows gradually as the data becomes more extreme. For large h , the continuous test is either huge or almost zero, depending on whether X is above or below a certain value. As $h \rightarrow 1$, the continuous test effectively becomes a vertical line at ∞ . As $h \rightarrow -\infty$ the continuous test becomes constant in X and equal to 1.

For Figure 2, the use of $\alpha = .05$ inflates the continuous tests but caps them at 20, when compared to Figure 1. For

small values of h the inflation has nearly no impact, as the cap of 20 is only exceeded in places where $\mathcal{N}(0, 1)$ has almost no mass. Indeed, our numerical approximation of the inflation factor $b_{\alpha,h}$ equals 1 for $h = -2, -1, 0$. However, for large values of h the inflation can be substantial: for $h = 0.5, 0.9$, our numerical approximation of the inflation $b_{\alpha,h}$ equals 1.27 and 2.5×10^{15} , respectively. Even the $h = 1$ case can be pictured here, which is the one-sided Z -test that equals $1/20$ when X exceeds the $1 - \alpha$ quantile of $\mathcal{N}(0, \sigma^2)$, roughly 1.96.

Reflecting on these figures, we see that α and h can both be used to level out the continuous test, increasing the chances of obtaining some evidence at the expense of a large potential upside. However, they fulfill this role in different ways: one by inflating and capping, and the other by influencing the steepness.

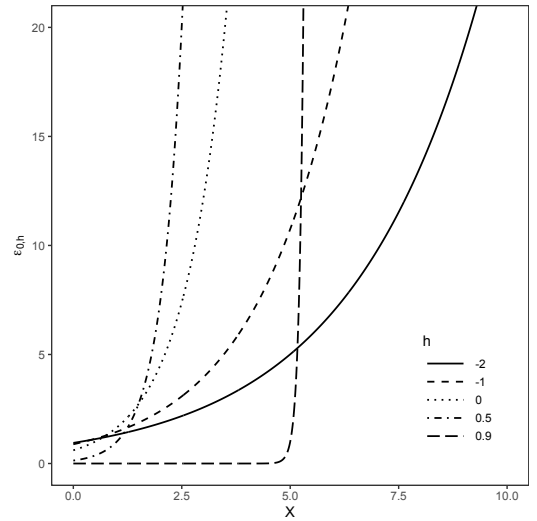


Figure 1: Optimal Gaussian h -generalized mean level $\alpha = 0$ continuous test $d\mathcal{N}(\mu/(1 - h), \sigma^2)/d\mathcal{N}(0, \sigma^2)(X)$ plotted over $X \in [0, 10]$ for $\mu = 1$, $\sigma = 1$ and various values of h . For $h = 0$ this equals the likelihood ratio between distributions with means 0 and μ . For larger h , the continuous tests steepen, and for smaller h the continuous tests flatten out. The $h = 1$ case is not plotted, as this effectively becomes a vertical line at ∞ as $h \rightarrow 1$.

9 What about p -values?

The p -value is traditionally also interpreted as a ‘measure of evidence’. In this section, we show how it connects to our framework of continuous testing and measuring evidence.

Let $\{\tau_\alpha\}_{\alpha>0}$ be a collection of level α binary tests that are sorted in α : if τ_{α^-} rejects H , then τ_{α^+} rejects H , for all $\alpha^- \leq \alpha^+$. Then, the p -value is traditionally defined as the smallest α for which we obtain a rejection:

$$p(X) = \inf\{\alpha : \tau_\alpha(X) = \text{reject } H\}.$$

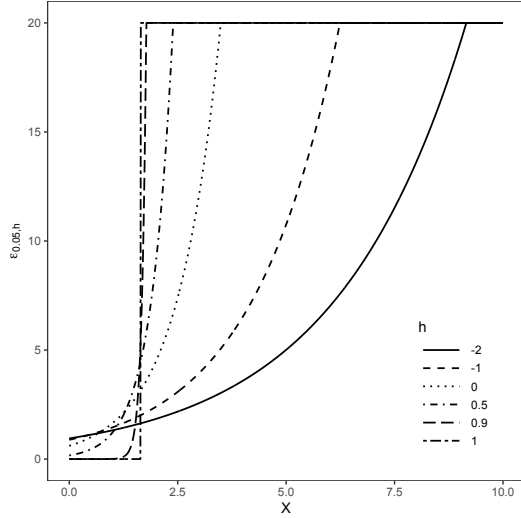


Figure 2: Optimal Gaussian $\alpha = 0.05$, h -generalized mean $b_\alpha d\mathcal{N}(\mu/(1-h), \sigma^2)/d\mathcal{N}(0, \sigma^2)(X) \wedge 1/\alpha$ plotted over $X \in [0, 10]$ for $\mu = 1$, $\sigma = 1$ and various values of h . Compared to Figure 1, the values are capped and inflated here. For small h this inflation is negligible, but for large values of h the capping has a substantial impact. The $h = 1$ case (the Neyman-Pearson optimal one-sided Z test) is also pictured here, which is $1/0.05$ if X exceeds the $1 - \alpha$ quantile of $\mathcal{N}(0, \sigma^2)$ (≈ 1.96). The $h = 0.9$ case is close to the $h = 1$ case, but slightly smoothed out.

We illustrate this in the left panel of Figure 3, where the p -value appears on the horizontal axis as the smallest α at which $\tau_\alpha(X) = 1$. Assuming the infimum is attained, this implies that τ_α rejects the hypothesis if and only if $p \leq \alpha$. A p -value is said to be valid if τ_α is valid for each $\alpha > 0$. Even if a p -value is valid, a rejection at level p is generally not, as p is a data-dependent significance level.

We observe that the p -value can also be interpreted as measuring the amount of tests among $\{\tau_\alpha\}_{\alpha>0}$ that do not reject the hypothesis:

$$p(X) = \lambda(\{\alpha : \tau_\alpha(X) = \text{not reject } H\}),$$

where λ is the Lebesgue measure. We also illustrate this in the left panel of Figure 3, where the p -value equals the area between τ_α and 1.

To instead view the p -value as measuring the number of tests that reject the hypothesis (as opposed to not reject), we can shift to its reciprocal. In particular, we can interpret its reciprocal as measuring the amount of rejecting tests on the $1/\alpha$ scale:

$$1/p(X) = \lambda(\{\gamma : \tau_{1/\gamma}(X) = \text{reject } H\}).$$

This is illustrated in the right panel of Figure 3.

Expressed in terms of a measure of evidence, a valid p -value satisfies the condition

$$\sup_{\mathbb{P} \in H} \mathbb{P}(\lambda(\{\gamma : \tau_{1/\gamma}(X) = \text{reject } H\}) \geq 1/\alpha) \leq \alpha, \quad (6)$$

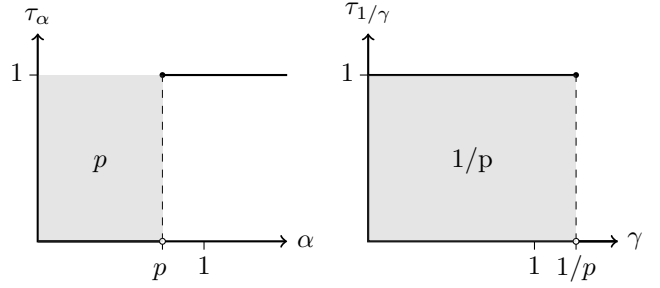


Figure 3: A realization of $\alpha \mapsto \tau_\alpha$ plotted over α (left) and plotted with the horizontal axis inverted as $\gamma \mapsto \tau_{1/\gamma}$ over γ (right). Observe that in the left plot, the p -value coincides with the surface between 1 and the $\alpha \mapsto \tau_\alpha$. In the right plot, $1/p$ coincides with the surface under $\gamma \mapsto \tau_{1/\gamma}$.

for all $\alpha > 0$. This is weaker than the condition required for this to be a valid unbounded (level 0) measure of evidence, in the sense of Section 6.2. Indeed, (6) is equivalent to

$$\sup_{\alpha>0} \sup_{\mathbb{P} \in H} \mathbb{E}^\mathbb{P} [\mathbb{I}\{\lambda(\{\gamma : \tau_{1/\gamma}(X) = \text{reject } H\}) \geq 1/\alpha\} / \alpha] \leq 1,$$

but for it to be a valid unbounded measure of evidence, we would require

$$\begin{aligned} \sup_{\mathbb{P} \in H} \mathbb{E}^\mathbb{P} \left[\sup_{\alpha>0} \mathbb{I}\{\lambda(\{\gamma : \tau_{1/\gamma}(X) = \text{reject } H\}) \geq 1/\alpha\} / \alpha \right] \\ = \sup_{\mathbb{P} \in H} \mathbb{E}^\mathbb{P} [\lambda(\{\gamma : \tau_{1/\gamma}(X) = \text{reject } H\})] \leq 1, \end{aligned} \quad (7)$$

which is a stronger condition, since the supremum is inside the expectation, and so can depend on the data X . In fact, for an exactly valid p -value, $p \sim \text{Unif}[0, 1]$, we have that

$$\sup_{\mathbb{P} \in H} \mathbb{E}^\mathbb{P} [\lambda(\{\gamma : \tau_{1/\gamma}(X) = \text{reject } H\})] = \infty;$$

see Example 5 in Koning (2024).

To reflect on this discussion, the (reciprocal of) a traditional p -value can be interpreted as a measure of evidence in the sense of Section 6.2, but it only satisfies a weaker validity condition. Moreover, if we have a p -value that satisfies $\sup_{\mathbb{P} \in H} \mathbb{E}^\mathbb{P}[1/p] \leq 1$, then $1/p$ is a valid unbounded measure of evidence in the sense of Section 6.2. Equivalently, it is a level 0 continuous test and an e -value. This is deeply related to findings in Koning (2024), where we name such p -values ‘post-hoc p -values’, as they do permit a type of ‘post-hoc’ interpretation as a rejection at level p , which is due to the supremum inside the expectation in (7).

10 Acknowledgements

I thank Alberto Quaini, Olga Kuryatnikova and Ruben van Beesten for stimulating conversations about stochastic optimization. Moreover, I thank the participants of the CWI

e-readers seminar for useful discussions, and Muriel Pérez-Ortiz in particular for pointing out that the generalized means are the only positively homogenous means. In addition, I thank Nikos Ignatiadis for pointing me towards the work of Geyer and Meeden (2005). Finally, I thank Sam van Meer for suggesting the $h = 1/n$ choice to maximize the expected average growth rate.

References

- Charles J Geyer and Glen D Meeden. Fuzzy and randomized confidence intervals and p-values. Statistical Science, pages 358–366, 2005.
- Peter Grünwald. Beyond neyman-pearson. arXiv preprint arXiv:2205.00901, 2024.
- Peter Grünwald, Rianne de Heide, and Wouter Koolen. Safe Testing. Journal of the Royal Statistical Society Series B: Statistical Methodology, page qkae011, 03 2024. ISSN 1369-7412. doi: 10.1093/jrssi/b/qkae011.
- GH Hardy, JE. Littlewood, and G Pólya. Inequalities. Cambridge University Press, 1934.
- Steven R. Howard, Aaditya Ramdas, Jon McAuliffe, and Jasjeet Sekhon. Time-uniform, nonparametric, nonasymptotic confidence sequences. The Annals of Statistics, 49(2):1055 – 1080, 2021. doi: 10.1214/20-AOS1991.
- Nick W Koning. Post-hoc hypothesis testing. arXiv preprint arXiv:2312.08040, 2024.
- Martin Larsson, Aaditya Ramdas, and Johannes Ruf. The numeraire e-variable. arXiv preprint arXiv:2402.18810, 2024.
- EL Lehmann and Joseph P Romano. Testing Statistical Hypotheses. Springer Nature, 2022.
- Aaditya Ramdas and Tudor Manole. Randomized and exchangeable improvements of markov’s, chebyshev’s and chernoff’s inequalities. arXiv preprint arXiv:2304.02611, 2023.
- Aaditya Ramdas, Peter Grünwald, Vladimir Vovk, and Glenn Shafer. Game-theoretic statistics and safe anytime-valid inference. arXiv preprint arXiv:2210.01948, 2023.
- Glenn Shafer. Testing by betting: A strategy for statistical and scientific communication. Journal of the Royal Statistical Society Series A: Statistics in Society, 184(2): 407–431, 2021.
- Vladimir Vovk and Ruodu Wang. E-values: Calibration, combination and applications. The Annals of Statistics, 49(3):1736–1754, 2021.

Hongjian Wang and Aaditya Ramdas. The extended ville’s inequality for nonintegrable nonnegative supermartingales, 2024. URL <https://arxiv.org/abs/2304.01163>.

A Proof simple hypothesis

Let (Ω, \mathcal{F}) be the underlying measurable space on which ε is a random variable, and on which \mathbb{P} and \mathbb{Q} are probability measures. Let $\mathbb{H} = (\mathbb{P} + \mathbb{Q})/2$, so that both \mathbb{P} and \mathbb{Q} are absolutely continuous with respect to \mathbb{H} . As a consequence, both \mathbb{Q} and \mathbb{P} admit a density w.r.t. \mathbb{H} , which we denote by q and p , respectively. By construction, these densities are non-negative and finite, and integrate to 1 w.r.t. \mathbb{H} .

As our objective, we consider maximizing the generalized expectation for $h < 1$:

$$\mathbb{G}_h[\varepsilon] = \begin{cases} (\mathbb{E}^{\mathbb{Q}}[(\varepsilon)^h])^{1/h}, & \text{if } h \neq 0, \\ \exp\{\mathbb{E}^{\mathbb{Q}}[\log \varepsilon]\}, & \text{if } h = 0. \end{cases}$$

This is equivalent to maximizing the \mathbb{Q} expectation of the so-called power utility function, which is defined as

$$U_h(\varepsilon) = \begin{cases} (\varepsilon^h - 1)/h, & \text{if } h \neq 0, \\ \log(\varepsilon), & \text{if } h = 0, \end{cases}$$

For $h < 1$ this power utility function is strictly concave, continuous and strictly increasing with $U_h(0) = 0$ and $U_h(\infty) = \infty$. For $h < 0$ it is bounded from above by 0. Moreover, it has derivative

$$U'_h(\varepsilon) = \varepsilon^{h-1},$$

which is strictly decreasing and continuous with $U'_h(0) = \infty$ and $U'_h(\infty) = 0$. The derivation also goes through for other objective functions with these properties.

The problem we consider is

$$\begin{aligned} & \sup_{\varepsilon} \int q(\omega) U_h(\varepsilon(\omega)) d\mathbb{H}(\omega), \\ & \text{subject to} \\ & \int p(\omega) \varepsilon(\omega) d\mathbb{H}(\omega) \leq 1, \\ & 0 \leq \varepsilon(\omega) \leq 1/\alpha, \forall \omega \in \Omega. \end{aligned}$$

If we permit $\alpha = \infty$, then the solution is trivially $\varepsilon(\omega) = 0$ for all $\omega \in \Omega$. We therefore restrict ourselves to $\alpha < \infty$ in the remainder. Lastly, as the objective is constant if $q(\omega) = 0$, any solution will be unique up to \mathbb{Q} -null sets. We will clearly state when we make such choices along the way.

Our strategy will be to formulate a continuum of relaxations of this problem, which are much easier to solve but yield an upper bound that may not satisfy the constraints. Then, we show that at least one of the relaxed problems does yield a feasible solution, and since it is an upper

bound it is necessarily also optimal for the original problem.

Bounding the problem

For the problem to be well-specified, it should be bounded. If $\alpha > 0$, this is automatically guaranteed, since

$$\mathbb{E}^{\mathbb{Q}}[(\varepsilon)^h] \leq \mathbb{E}^{\mathbb{Q}}[(1/\alpha)^h] = (1/\alpha)^h < \infty.$$

Moreover, if $\alpha = 0$ and $h < 0$ this is also guaranteed, since $U_h(\varepsilon) \leq 0$.

However, for $\alpha = 0$ and $0 \leq h < 1$ it does not seem the problem is bounded in general. One approach to proceed for particular distributions \mathbb{P} and \mathbb{Q} is to cut the problem up into four cases depending on whether $q(\omega) = 0$ or $p(\omega) = 0$. Here, we find that the optimizer is obvious unless both are positive. Indeed, if both are zero, then any choice of $\varepsilon(\omega)$ is optimal. Moreover, if only $p(\omega) > 0$ we can choose $\varepsilon(\omega) = 0$, and if only $q(\omega) > 0$, we can choose $\varepsilon(\omega) = \infty$. The solution to the remaining case can be found by restricting the maximization problem to $S = \{\omega : p(\omega) > 0, q(\omega) > 0\}$:

$$\begin{aligned} & \sup_{\varepsilon} \int_S q(\omega) U_h(\varepsilon(\omega)) d\mathbb{H}(\omega), \\ & \text{subject to} \\ & \int_S p(\omega) \varepsilon(\omega) d\mathbb{H}(\omega) \leq 1, \\ & 0 \leq \varepsilon(\omega) \leq 1/\alpha, \forall \omega \in S. \end{aligned}$$

Remark 14. Larsson et al. (2024) circumvent the unbound-
edness problem for the $\alpha = 0$, $h = 0$ setting by writing
the optimality condition as $\mathbb{E}^{\mathbb{Q}} \log(\varepsilon/\varepsilon^*) \leq 0$ for all level 0
valid continuous tests ε . This may be well specified even if
 $\mathbb{E}^{\mathbb{Q}} \log(\varepsilon^*)$ is infinite. It is unclear whether such an idea can
be extended to $0 < h < 1$.

Remark 15. If the problem is bounded for a simple hy-
pothesis $\{\mathbb{P}\}$ with $\mathbb{P} \in H$, then the composite optimization
problem is also bounded because it is more restrictive.

Relaxing the problem

Assuming the problem is bounded, it can be reformulated as

$$\begin{aligned} & \sup_{0 \leq \varepsilon \leq 1/\alpha} \int_{\Omega} q(\omega) U_h(\varepsilon(\omega)) d\mathbb{H}(\omega) \\ & - \infty \times \left(\int_{\Omega} p(\omega) \varepsilon(\omega) d\mathbb{H}(\omega) - 1 \right)^+, \end{aligned} \quad (8)$$

where we use $x \mapsto \infty \times (x - 1)^+$ to denote the map that equals ∞ if $x > 1$ and 0, otherwise.

The first step is to relax this problem by replacing this map by something smaller:

$$\lambda \times (x - 1) \leq \lambda \times (x - 1)^+ \leq \infty \times (x - 1)^+, 0 \leq \lambda < \infty,$$

which yields the ‘Lagrangian relaxation’ problem that is an upper bound on (8) for every λ :

$$\begin{aligned} & \sup_{0 \leq \varepsilon \leq 1/\alpha} \int_{\Omega} q(\omega) U_h(\varepsilon(\omega)) d\mathbb{H}(\omega) - \lambda \left(\int_{\Omega} p(\omega) \varepsilon(\omega) d\mathbb{H}(\omega) - 1 \right) \\ & = \sup_{0 \leq \varepsilon \leq 1/\alpha} \int_{\Omega} q(\omega) U_h(\varepsilon(\omega)) - \lambda (p(\omega) \varepsilon(\omega) - 1) d\mathbb{H}(\omega), \end{aligned} \quad (9)$$

where the equality follows from the fact that \mathbb{H} is a probability measure.

Next, we rewrite the problem by observing that the supremum and integral can be swapped here:

$$\int_{\Omega} \sup_{0 \leq \varepsilon(\omega) \leq 1/\alpha} q(\omega) U_h(\varepsilon(\omega)) - \lambda (p(\omega) \varepsilon(\omega) - 1) d\mathbb{H}(\omega). \quad (10)$$

To see that this is allowed, first observe that this certainly yields an upper bound on the Lagrangian relaxation, as the supremum can now depend on ω . Moreover, the upper bound is tight here because there are no cross- ω constraints in the optimization: this means the optimization can be performed separately for each ω , by the monotonicity of integrals.

Solving the inner maximization problem

To solve the relaxed problem, we continue by solving the deterministic inner optimization problem in (10):

$$\sup_{0 \leq \varepsilon(\omega) \leq 1/\alpha} q(\omega) U_h(\varepsilon(\omega)) - \lambda (p(\omega) \varepsilon(\omega) - 1),$$

for each value of the parameter $\lambda \geq 0$. Here, we can simply treat $\varepsilon(\omega)$, $q(\omega)$ and $p(\omega)$ as numbers.

Let us start with the simple case that $\lambda = 0$, for which the second term vanishes. Then, if $q(\omega) > 0$, the optimizing choice is $\varepsilon(\omega) = 1/\alpha$ as $U_h(\cdot)$ is strictly increasing. If $q(\omega) = 0$, any solution is optimal, so we leave the value unspecified $\varepsilon(\omega) \in [0, 1/\alpha]$ on such a \mathbb{Q} null-set. Combining these cases, the optimizer $\varepsilon^\lambda(\omega)$ at $\lambda = 0$ is

$$\varepsilon^0(\omega) = \begin{cases} 1/\alpha, & \text{if } q(\omega) > 0, \\ [0, 1/\alpha], & \text{if } q(\omega) = 0, \end{cases} \quad (11)$$

Next, let us consider $\lambda > 0$. We can split this into four cases, depending on whether $p(\omega)$ and $q(\omega)$ are zero or not:

- Case $p(\omega) = 0$ & $q(\omega) > 0$. In this case, the optimum is to choose $\varepsilon(\omega) = 1/\alpha$, since the second term in the optimization does not depend on $\varepsilon(\omega)$.
- Case $p(\omega) > 0$ & $q(\omega) = 0$. Here, the optimum is to choose $\varepsilon(\omega) = 0$, since the first term vanishes.
- Case $p(\omega) = 0$ & $q(\omega) = 0$. In this case, the maximization does not depend on $\varepsilon(\omega)$, so any value in $[0, 1/\alpha]$ is acceptable.

- Case $p(\omega) > 0$ & $q(\omega) > 0$. This is the only non-trivial case, which we work out below.

In this final case, the problem is concave and continuous in $\varepsilon(\omega)$ over the convex set $[0, 1/\alpha]$ which admits a feasible point in its interior since $\alpha < \infty$. This means that Slater's condition is satisfied, so the KKT conditions are both necessary and sufficient for the optimal solution.

This means we can setup the Lagrangian for this problem:

$$\mathcal{L}(\varepsilon(\omega), \nu(\omega)) = q(\omega)U_h(\varepsilon(\omega)) - \lambda(p(\omega)\varepsilon(\omega) - 1) - \nu(\omega)(\varepsilon(\omega) - 1/\alpha),$$

with $\nu(\omega) \geq 0$. The stationarity condition is given by

$$\frac{\partial \mathcal{L}}{\partial \varepsilon(\omega)} = q(\omega)U'_h(\varepsilon) - \lambda p(\omega) - \nu(\omega) = 0.$$

The complementary slackness condition is:

$$\nu(\omega)(\varepsilon(\omega) - 1/\alpha) = 0.$$

Next, we analyze the stationarity condition based on the value of $\nu(\omega)$:

- Case $\nu(\omega) = 0$. By the stationarity condition, we have $U'_h(\varepsilon(\omega)) = \lambda p(\omega)/q(\omega)$, which does not violate the complementary slackness condition if $\nu(\omega) = 0$.
- Case $\nu(\omega) > 0$. By the complementary slackness condition, we have $\varepsilon(\omega) = 1/\alpha$. Moreover, by the stationarity condition, this happens when $q(\omega)U'_h(1/\alpha) - \lambda p(\omega) > 0$, and so $U'_h(1/\alpha) > \lambda p(\omega)/q(\omega)$.

Combining these two cases, we find that the optimal solution satisfies

$$U'_h(\varepsilon^\lambda(\omega)) = \frac{\lambda p(\omega)}{q(\omega)} \vee U'_h(1/\alpha). \quad (12)$$

As the derivative is strictly decreasing and continuous it is invertible with inverse $(U'_h)^{-1}$, so that we obtain

$$\varepsilon^\lambda(\omega) = (U'_h)^{-1} \left(\frac{\lambda p(\omega)}{q(\omega)} \right) \wedge 1/\alpha. \quad (13)$$

Summarizing the four cases regarding the signs of $p(\omega)$ and $q(\omega)$, we have that the optimizer for $\lambda > 0$ is

$$\varepsilon^\lambda(\omega) = \begin{cases} (U'_h)^{-1} \left(\frac{\lambda p(\omega)}{q(\omega)} \right) \wedge 1/\alpha, & \text{if } q(\omega) > 0, p(\omega) > 0, \\ 1/\alpha, & \text{if } q(\omega) > 0, p(\omega) = 0, \\ 0, & \text{if } q(\omega) = 0, p(\omega) > 0, \\ [0, 1/\alpha], & \text{if } q(\omega) = 0, p(\omega) = 0. \end{cases}$$

Combining with the $\lambda = 0$ case, we can compactly write the optimizer as

$$\varepsilon^\lambda(\omega) = (U'_h)^{-1} \left(\lambda \frac{p(\omega)}{q(\omega)} \right) \wedge 1/\alpha,$$

where we consider $0/0$ to be some arbitrary value in $[0, \infty]$.

Recovering the solution to the original problem

It now remains to show how we can obtain a solution to the original problem from the solutions of the relaxed problems, of which we have one for each value $\lambda \geq 0$.

We will show that there exists some $\lambda^* \geq 0$ such that the original problem and the relaxed problem coincide. This happens when both $\lambda(\int_{\Omega} p(\omega)\varepsilon^\lambda(\omega)d\mathbb{H}(\omega) - 1) = 0$, so that the second term in the relaxation vanishes, and $\int_{\Omega} p(\omega)\varepsilon^\lambda(\omega)d\mathbb{H}(\omega) \leq 1$, so that the second term in the original problem vanishes.

Let's study different cases, starting with $\lambda^* = 0$, so that the term in the relaxed problem vanishes. For $\lambda^* = 0$, an optimizer is $\varepsilon^0(\omega) = 1/\alpha$ for all ω . As a consequence,

$$\int_{\Omega} p(\omega)\varepsilon^{\lambda^*}(\omega)d\mathbb{H}(\omega) = \int_{\Omega} p(\omega)1/\alpha d\mathbb{H}(\omega) = 1/\alpha,$$

which satisfies the constraint if and only if $\alpha \geq 1$. This means that ε^0 is an optimal solution to the original problem if $\alpha \geq 1$.

Now, let us consider the case that $\lambda^* > 0$, so that the problems coincide when $\int_{\Omega} p(\omega)\varepsilon^{\lambda^*}(\omega)d\mathbb{H}(\omega) = 1$. We must show that such a λ^* exists, which we will do by using the intermediate value theorem.

We can split the integral up into four integrals depending on the signs of $p(\omega)$ and $q(\omega)$, of which only one is non-zero: the one for which $p(\omega) > 0$ and $q(\omega) > 0$. That is,

$$\begin{aligned} & \int_{\Omega} p(\omega)\varepsilon^{\lambda^*}(\omega)d\mathbb{H}(\omega) \\ &= \int_{\{\omega: p(\omega) > 0\}} p(\omega) \left((U'_h)^{-1} \left(\frac{\lambda^* p(\omega)}{q(\omega)} \right) \wedge 1/\alpha \right) d\mathbb{H}(\omega) \\ &=: M(\lambda^*). \end{aligned}$$

The function $\lambda \mapsto M(\lambda)$ is continuous in $\lambda > 0$, as $(U'_h)^{-1}$ is continuous. Moreover, since U'_h is strictly decreasing, so is $(U'_h)^{-1}$. Therefore, the entire integrand is non-increasing in λ . This means we can apply the monotone convergence theorem to establish that $\lim_{\lambda \rightarrow 0} M(\lambda) = 1/\alpha$ and $\lim_{\lambda \rightarrow \infty} M(\lambda) = 0$, since $(U'_h)^{-1}$ has limits 0 and ∞ as its input goes to ∞ or 0, respectively. Hence, for $\alpha < 1$ the continuity ensures that there always exists a λ^* for which $M(\lambda^*) = 1$.

Combining the cases that $\alpha < 1$ and $\alpha \geq 1$, we have that there always exists a $\lambda^* \geq 0$ for which the relaxed problem coincides with the original problem, so that ε^{λ^*} is optimal for the original problem as well.

Arguing that $b_{\alpha,0} \geq 1$

As we will compare across values of α , let us write $\lambda_{\alpha,h}^*$ for the optimizing λ^* for α and h .

Suppose first that $\alpha = 0$ and $h = 0$. The optimizer equals

what we call the likelihood ratio

$$\text{LR}(\omega) := \varepsilon^{\lambda_0^*}(\omega) = \begin{cases} [0, \infty] & \text{if } q(\omega) = 0, p(\omega) = 0, \\ \infty, & \text{if } q(\omega) > 0, p(\omega) = 0, \\ 0, & \text{if } q(\omega) = 0, p(\omega) > 0, \\ q(\omega)/(\lambda_0^* p(\omega)), & \text{if } q(\omega) > 0, p(\omega) > 0, \end{cases}$$

where λ_0^* is some constant so that under \mathbb{P} : $\int_{\Omega} p(\omega) \varepsilon^{\lambda_0^*}(\omega) d\mathbb{H}(\omega) = 1$. This is equivalent to

$$\begin{aligned} \int_{\{\omega: p(\omega), q(\omega) > 0\}} p(\omega) \left(\frac{q(\omega)}{p(\omega)} \right) d\mathbb{H}(\omega) \\ = \int_{\{\omega: p(\omega), q(\omega) > 0\}} q(\omega) d\mathbb{H}(\omega) \\ = \lambda_0^*. \end{aligned}$$

Since q is a density and $\{\omega : p(\omega), q(\omega) > 0\} \subseteq \Omega$, the middle term is at most 1, and so $\lambda_0^* \leq 1$.

Next, let us consider $\alpha > 0$ and $h = 0$. For $\alpha > 0$, the constraint that $\int_{\Omega} p(\omega) \varepsilon(\omega) d\mathbb{H}(\omega) \leq 1$ is less restrictive, so that a weaker penalty is required to enforce it $\lambda_{\alpha}^* \leq \lambda_0^*$. The optimizer equals

$$\begin{aligned} \varepsilon^{\lambda_{\alpha}^*}(\omega) &= \frac{q(\omega)}{\lambda_{\alpha}^* p(\omega)} \wedge 1/\alpha \\ &= b_{\alpha,0} \frac{q(\omega)}{\lambda_0^* p(\omega)} \wedge 1/\alpha \\ &= b_{\alpha,0} \text{LR} \wedge 1/\alpha \end{aligned}$$

for some constant $b_{\alpha,h} = \lambda_0^*/\lambda_{\alpha}^*$.

B Derivation Gaussian h -mean

In this section, we show that the Gaussian h -generalized mean optimal level 0 continuous test equals

$$\varepsilon_{0,h} = \frac{d\mathcal{N}(\frac{\mu}{1-h}, \sigma^2)}{d\mathcal{N}(0, \sigma^2)},$$

Let us use the notation $\kappa = \frac{1}{1-h}$.

The generalized mean is of the form

$$b\text{LR}^{\kappa}(x),$$

for some κ -dependent constant $b \geq 1$. In the Gaussian $\mathcal{N}(\mu, \sigma^2)$ versus $\mathcal{N}(\mu, \sigma^2)$ case, this equals

$$\begin{aligned} b \left[\frac{\frac{1}{\sqrt{2\pi\sigma^2}} \exp\left(-\frac{(x-\mu)^2}{2\sigma^2}\right)}{\frac{1}{\sqrt{2\pi\sigma^2}} \exp\left(-\frac{x^2}{2\sigma^2}\right)} \right]^{\kappa} &= b \left[\exp\left(\frac{2x\mu - \mu^2}{2\sigma^2}\right) \right]^{\kappa} \\ &= b \exp\left(\frac{2\kappa x\mu - \kappa\mu^2}{2\sigma^2}\right). \end{aligned}$$

Next, we compute b , which is a κ -dependent constant that ensures $b\text{LR}^{\kappa}$ equals 1 in expectation under $\mathcal{N}(0, \sigma^2)$. That

is,

$$\begin{aligned} 1 &= \frac{1}{\sqrt{2\pi\sigma^2}} \int_{\mathbb{R}} b\text{LR}^{\kappa} \exp\left(-\frac{x^2}{2\sigma^2}\right) dx \\ &= \frac{1}{\sqrt{2\pi\sigma^2}} \int_{\mathbb{R}} b \exp\left(\frac{2\kappa x\mu - \kappa\mu^2}{2\sigma^2}\right) \exp\left(-\frac{x^2}{2\sigma^2}\right) dx \\ &= \frac{1}{\sqrt{2\pi\sigma^2}} \int_{\mathbb{R}} b \exp\left(\frac{-x^2 + 2\kappa x\mu - \kappa\mu^2}{2\sigma^2}\right) dx \\ &= \frac{1}{\sqrt{2\pi\sigma^2}} \int_{\mathbb{R}} b \exp\left(-\frac{(x - \kappa\mu)^2 - \kappa\mu^2(\kappa - 1)}{2\sigma^2}\right) dx \\ &= b \exp\left(-\frac{\kappa\mu^2(\kappa - 1)}{2\sigma^2}\right) \frac{1}{\sqrt{2\pi\sigma^2}} \int_{\mathbb{R}} \exp\left(-\frac{(x - \kappa\mu)^2}{2\sigma^2}\right) dx \\ &= b \exp\left(-\frac{\kappa\mu^2(\kappa - 1)}{2\sigma^2}\right), \end{aligned}$$

where the final step follows the fact that a Gaussian density integrates to 1. As a result,

$$b = \exp\left(\frac{\kappa\mu^2(\kappa - 1)}{2\sigma^2}\right).$$

Putting everything together, this means

$$\begin{aligned} b\text{LR}^{\kappa}(x) &= \exp\left(-\frac{\kappa\mu^2(\kappa - 1)}{2\sigma^2}\right) \exp\left(\frac{2\kappa x\mu - \kappa\mu^2}{2\sigma^2}\right) \\ &= \exp\left(-\frac{\kappa^2\mu^2 - \kappa\mu^2 - 2\kappa x\mu + \kappa\mu^2}{2\sigma^2}\right) \\ &= \exp\left(\frac{2\kappa x\mu - \kappa^2\mu^2}{2\sigma^2}\right), \end{aligned}$$

which equals the likelihood between $\mathcal{N}(\kappa\mu, \sigma^2)$ and $\mathcal{N}(0, \sigma^2)$.

C Composite hypothesis

For the situation where we have a composite hypothesis H , consisting of multiple distributions, the direct construction from Appendix A no longer works. The problem is that it relies crucially on the existence of a dominating measure \mathbb{H} , which may not exist in the composite setting.

Luckily, Larsson et al. (2024) have recently introduced tools to help us model such composite settings, and they applied these tools to derive log-optimal and some h -generalized mean optimal level 0 continuous tests (e -values). In particular, they explored the setting where both $\alpha = 0$ and $h \leq 0$. We expand their work to the setting where both $\alpha > 0$ and $h \leq 1$, which also allows us to capture the Neyman-Pearson lemma.

One difference is that Larsson et al. (2024) also promise that the optimal continuous test is \mathbb{Q} -almost surely positive, which we seem to lose due to the inclusion of $h = 1$ for which the generalized mean is concave but not strictly so. This is already visible in case of a simple hypothesis, where the Neyman-Pearson lemma yields a ‘near-binary’ test which

is zero with positive \mathbb{Q} -probability for any sufficiently challenging alternative \mathbb{Q} .

If we do assume that we have a \mathbb{Q} -almost surely positive and unique continuous test, then we can define a reverse information projection or reverse Rényi projection (h -RIPr) analogously to Larsson et al. (2024) by using the first-order condition. Interestingly this h -RIPr projects onto a ‘effective null hypothesis’ that incorporates the level α , which we characterize in Appendix C.2.

We suspect the $0 < h \leq 1$ range does is not considered by Larsson et al. (2024), because for $\alpha = 0$ this causes the optimization problem to be unbounded. By choosing $\alpha > 0$, we guarantee the optimal continuous test is bounded by $1/\alpha$, so that the optimization problem is well-defined even when $h > 0$.

C.1 Proof of Theorem 1

The $\alpha = 0$ and $h \leq 0$ settings are proven by Larsson et al. (2024) in their Section 6 ($h < 0$) and their Section 2 ($h = 0$).

We divide the proofs in several steps to improve readability.

Transforming the target

Similar to Appendix A, we use the fact that the optimizer is unaffected by strictly isotonic transformations of the objective to can replace the generalized mean target with

$$\mathbb{E}^{\mathbb{Q}}[U_h(\varepsilon)],$$

where $U_h : [0, 1/\alpha] \rightarrow \mathbb{R}$ is defined as

$$U_h(y) = \begin{cases} \frac{y^h - 1}{h}, & \text{if } h \neq 0, \\ \log(y), & \text{if } h = 0. \end{cases}$$

The $h = 0$ case appears as the limit of $y \mapsto \frac{y^h - 1}{h}$ as $h \rightarrow 0$. The function U_h is continuous, strictly increasing and differentiable with derivative

$$U'_h(y) = y^{h-1}.$$

Existence of optimizer

The assumption that $\alpha \leq 1$ is to ensure that the constant 1 is a valid level α continuous test, and $h \leq 1$ ensures that U_h is concave.

We show that the proof strategy of Lemma 2.8 in Larsson et al. (2024) for the existence of continuous tests on $[0, \infty]$ goes through for continuous tests on $[0, 1/\alpha]$ (and for $h \leq 1$). To apply it to our setting, we can temporarily extend the domain of our utility function U_h , in a way that there is no benefit to considering $(1/\alpha, \infty]$. In particular, we can define it to be constant there: $U_h(y) = U_h(1/\alpha)$ for $y > 1/\alpha$. This extended U_h is continuous, concave and non-decreasing. Moreover, it is bounded by $U_h(1/\alpha) < \infty$ as $\alpha > 0$. We lose differentiability, but an inspection of the proof of Lemma 2.8 in Larsson et al. (2024) shows that the existence of an optimizer does not rely on differentiability (this is only

used for the first-order conditions). As a consequence, an optimizer $\varepsilon_{\alpha, h}^*$ exists for this extended version of U_h .

It remains to show that there exists an optimizer that does not take value outside of $[0, 1/\alpha]$. This is easy to argue, because U_h is equal to $1/\alpha$ on $[1/\alpha, \infty]$, so that any optimizer $\varepsilon_{\alpha, h}^*$ that does exploit this range has an objective value equal to $\varepsilon_{\alpha, h}^* \wedge 1/\alpha$, which is an optimizer on the bounded domain. This proves the existence of an h -mean optimal level α continuous test $\varepsilon_{\alpha, h}^*$.

The first-order condition

For the first-order condition, we can return to the unextended version of U_h on $[0, 1/\alpha]$, which is differentiable. If $\alpha > 0$, we have

$$\mathbb{E}^{\mathbb{Q}}[U'_h(\varepsilon_{\alpha, h}^*)\varepsilon_{\alpha, h}^*] = \mathbb{E}^{\mathbb{Q}}[(\varepsilon_{\alpha, h}^*)^h] \leq \mathbb{E}^{\mathbb{Q}}[(1/\alpha)^h] = (1/\alpha)^h < \infty. \quad (14)$$

As this condition holds, the final part of the proof of Lemma 2.8 in Larsson et al. (2024) can be used to show we have the following first order condition:

$$\mathbb{E}^{\mathbb{Q}}[(\varepsilon_{\alpha, h}^*)^{h-1}\varepsilon] \leq \mathbb{E}^{\mathbb{Q}}[(\varepsilon_{\alpha, h}^*)^h], \quad (15)$$

for every level $\alpha > 0$ valid continuous test ε .

Uniqueness

We first consider the $h < 1$ and $0 < \alpha \leq 1$ setting. As $h < 1$, the function U_h is strictly concave. Moreover, as $0 < \alpha \leq 1$ the problem is bounded by (14) and admits a feasible solution: $\varepsilon \equiv 1$. As the collection of level α valid continuous tests is convex, the optimizer is \mathbb{Q} -almost surely unique. Indeed, if we had two optimizers that were not \mathbb{Q} -almost surely equal, this would give rise to a convex combination that is still a level α valid continuous test and has a strictly higher objective value.

C.2 Duality between tests and hypotheses

One of the key tools of Larsson et al. (2024) is a duality between level 0 continuous tests (e -values) and hypotheses. We modify this duality to incorporate the level α .

Let (Ω, \mathcal{F}) be our underlying probability space. Let F_α denote the measurable $[0, 1/\alpha]$ -valued functions: the collection of all level α continuous tests. Moreover, let M_+ the collection of unsigned measures on this space. Our hypothesis H is a collection of probability measures, and so is a subset of M_+ .

Given a hypothesis H , we define its level α polar H_α° as the collection of level α continuous tests that are valid for H :

$$H_\alpha^\circ = \{X \in F_\alpha : \mathbb{E}^{\mathbb{P}} X \leq 1, \forall \mathbb{P} \in H\}.$$

Next, we define the bipolar $H_\alpha^{\circ\circ}$ as the collection of unsigned measures for which every continuous test in H_α° is valid:

$$H_\alpha^{\circ\circ} = \{\mathbb{P} \in H_\alpha^\circ : \mathbb{E}^{\mathbb{P}} X \leq 1, \forall X \in H_\alpha^\circ\}.$$

Larsson et al. (2024) also refer to an object like $H_\alpha^{\circ\circ}$ as the effective null hypothesis.

If a level α valid h -generalized mean optimal continuous test $\varepsilon_{\alpha,h}^*$ is \mathbb{Q} -almost surely positive and unique, then we can define its level α h -RIPr $\mathbb{P}_{\alpha,h}$ through

$$\frac{d\mathbb{P}_{\alpha,h}}{d\mathbb{Q}} = \frac{(\varepsilon_{\alpha,h}^*)^{h-1}}{\mathbb{E}^{\mathbb{Q}}[(\varepsilon_{\alpha,h}^*)^h]},$$

analogously to the $\alpha = 0$, $h \leq 0$ setting considered by Larsson et al. (2024). The first-order condition in Theorem 1 implies that $\mathbb{P}_{\alpha,h}$ is in the level α effective null hypothesis $H_\alpha^{\circ\circ}$.

Remark 16. *We have that $F_{\alpha^+} \subseteq F_{\alpha^-}$ for $\alpha^- \leq \alpha^+$. As a consequence, the collection of level α valid continuous tests shrinks as α increases $H_{\alpha^+} \subseteq H_{\alpha^-}$, and so the effective hypothesis expands when α increases $H_{\alpha^+}^{\circ\circ} \supseteq H_{\alpha^-}^{\circ\circ}$.*