

Application Specific Compression of Deep Learning Models

Rohit Raj Rai
rohitraj@iitg.ac.in

Indian Institute of Technology
Guwahati, India

Angana Borah
anganab@umich.edu

University of Michigan Ann Arbor
United States of America

Amit Awekar
awekar@iitg.ac.in

Indian Institute of Technology
Guwahati, India

Abstract

Large Deep Learning models are compressed and deployed for specific applications. However, current Deep Learning model compression methods do not utilize the information about the target application. As a result, the compressed models are application agnostic. Our goal is to customize the model compression process to create a compressed model that will perform better for the target application. Our method, Application Specific Compression (ASC), identifies and prunes components of the large Deep Learning model that are redundant specifically for the given target application. The intuition of our work is to prune the parts of the network that do not contribute significantly to updating the data representation for the given application. We have experimented with the BERT family of models for three applications: Extractive QA, Natural Language Inference, and Paraphrase Identification. We observe that customized compressed models created using ASC method perform better than existing model compression methods and off-the-shelf compressed models.

CCS Concepts

• **Computing methodologies** → **Natural language processing.**

Keywords

Model Compression

ACM Reference Format:

Rohit Raj Rai, Angana Borah, and Amit Awekar. 2018. Application Specific Compression of Deep Learning Models. In *Proceedings of Make sure to enter the correct conference title from your rights confirmation email (Conference acronym 'XX)*. ACM, New York, NY, USA, 5 pages. <https://doi.org/XXXXXXX.XXXXXXX>

1 Introduction

Consider a Deep Learning model such as BERT and a target application such as Paraphrase Identification. It is difficult to deploy BERT on devices with a tiny amount of memory or severe power consumption restrictions. One way out is to compress it to reduce its size and energy consumption. However, we are interested in designing a model compression process that will compress BERT specifically to improve the performance of the compressed model

Permission to make digital or hard copies of all or part of this work for personal or classroom use is granted without fee provided that copies are not made or distributed for profit or commercial advantage and that copies bear this notice and the full citation on the first page. Copyrights for components of this work owned by others than the author(s) must be honored. Abstracting with credit is permitted. To copy otherwise, or republish, to post on servers or to redistribute to lists, requires prior specific permission and/or a fee. Request permissions from permissions@acm.org.
Conference acronym 'XX, June 03–05, 2018, Woodstock, NY

© 2018 Copyright held by the owner/author(s). Publication rights licensed to ACM.
ACM ISBN 978-1-4503-XXXX-X/18/06
<https://doi.org/XXXXXXX.XXXXXXX>

Model Name	Layers	Parameters (Million)	Embedding Dimension	Size (MB)
BERT-large	24	340	1024	1340
BERT-base	12	110	768	440
Distil BERT	6	66	768	268
BERT medium	8	41.7	512	167
BERT mini	4	11.3	256	45.1
Tiny BERT	2	4.4	128	17.7

Table 1: BERT family models used in our experiments

for the paraphrase identification task. In general, how can we optimize the Deep Learning model compression process with a specific target application?

Existing model compression methods lack the capability to optimize the compressed model for a target application. All the existing model compression methods, such as pruning, quantization, and parameter sharing, are application agnostic. They do not consider the downstream task while compressing a model. Part of a large Deep Learning model that is redundant for one application can turn out to be important for other applications. Therefore, our intuition is that an application specific compression method can create a better compressed model than existing methods.

We model the target application in terms of its training dataset. Our method, Application Specific Compression (ASC), analyzes changes in data representation as data flows through the given Deep Learning model from the input layer to the output. If a part of the current model does not significantly alter the representation of training data, then we consider it as redundant for the target application. We measure the cosine similarity between the embedding vectors to compute the degree of change in data representation. The higher the cosine similarity, the lower the change in data representation. ASC requires only a single forward pass over the training data to identify the redundant parts of the model.

We perform experiments using the encoder-only family of models (BERT and its compressed versions) that are publicly available. Using the BERT family of models, we perform three tasks. The first task is Extractive Question Answering using the SQuAD2.0 dataset. For this task, we use exact match and F-1 score as evaluation measures. The second task is Natural Language Inference on the SNLI dataset. The third task is Paraphrase Identification using the Quora Question Pair dataset. For the last two tasks, we use accuracy as the evaluation measure. A summary of the BERT family of models is given in Table 1. We show that our method ASC produces the best quality compressed models for all three tasks as compared to all the baselines. Our primary research contribution is to bring into consideration the target application while compressing a model. For complete reproducibility, all our code, data, models, and additional experimental results are publicly available on the Web¹.

¹<https://github.com/rohitrai11/Application-Specific-Compression-of-Deep-Learning-Models>

2 Related Work

Model compression is an active field of research. The popular model compression techniques are pruning, quantization, knowledge distillation, parameter sharing, early exit, and token skipping. A general overview of these techniques can be found in [6].

In *pruning*, unimportant or redundant weight connections in a trained network are removed. There are different ways of pruning deep neural networks, such as pruning weights [13], neurons [17], attention heads [18] and layers [14] in transformer networks.

Quantization involves compressing the models by reducing the number of bits needed to store the weights. The goal of quantization is to make the model lightweight without a significant reduction in its performance. BinaryBERT [1] is a highly compressed model (24x smaller) obtained after the binarization of BERT parameters. I-BERT [9] performs an end-to-end integer-only BERT inference without the need for any floating-point calculation.

Knowledge Distillation [7] is a process in which knowledge is condensed from a large or complex deep neural model to a simplified one. The simplified model should be able to achieve accuracy or performance similar to that of the complex model. DistilBERT [16] is one of the most well-known compressed BERT models obtained by this technique. It is about 40% smaller than BERT and retains 97% of BERT's language understanding capabilities. TinyBERT [8] is another well-known compressed BERT model that is obtained via a two-stage learning framework of knowledge distillation.

Parameter Sharing method performs model compression by identifying weights that can be allocated the same weight value. This method has been employed in character-aware Language Models [11] in which character embeddings are learned to generate the word embeddings. Parameter sharing method has also been employed to multiple transformer architectures [10].

Early Exit [19] speeds up the model's inference by taking decisions at each layer, and if the condition is fulfilled, the model exits from that layer. In this way, the input does not need to go through all the layers of the model. *Token Skipping* [4] also escalates model inference without any size reduction. The model parameters are skipped/dropped between each layer based on their importance.

In the recent past, some compression methods have been specifically aimed at large language models (LLMs). Most of them are based on the intuition that many layers in the LLMs are redundant. Gromov et al. [5] remove a fixed number of layers from the model. In contrast, *ASC* decides the number of layers to be pruned based on the target application. Men et al. [12] remove a contiguous block of layers from the model. However, *ASC* does not impose any such restriction while removing layers. Yang et al. [21] remove layers only from the rear end of the model in an iterative manner. Whereas *ASC* can remove layers from any part of the model in one go. Xu et al. [20] have proposed a new method named Blockwise Parameter-Efficient Sparsity Allocation (BESA). It involves pruning blocks of weights in self-attention and feed-forward networks by constructing a network pruning mask for each block. Cao et al. [3] compress LLMs by sharing weights among attention weight matrices having high cosine similarity. The last two works by Xu et al. and Cao et al. are orthogonal to our *ASC* approach of layer pruning. Both these methods can be augmented with any other model compression method that prunes layers.

3 Experimental Set-up

We have performed experiments with the BERT family of models. We have considered three target tasks: Extractive Question Answering (EQA), Natural Language Inference (NLI), and Paraphrase Identification (PI). We have used the following datasets to conduct our experiments.

- **SQuAD** for EQA: Stanford Question Answering Dataset (SQuAD) [15] is a reading comprehension dataset. It consists of questions from a set of Wikipedia articles, where the answer to every question denotes a segment of text, or span, from the corresponding reading passage, or there may be no answer to a given question. We have used the SQuAD2.0 dataset for our experiments. It combines the 100,000 questions in SQuAD1.1 with over 50,000 unanswerable questions. The dataset is available freely on the web ².
- **SNLI** for NLI: The SNLI (Stanford Natural Language Inference) [2] dataset is a large-scale dataset used for training and evaluating natural language understanding models, specifically for the task of natural language inference (NLI). It consists of 570k human-written English sentence pairs, each having one of the three labels: entailment, contradiction, and neutral.
- **QQP** for PI: The Quora Question Pair dataset contains pairs of questions where each pair is labelled. The task is to determine whether the two questions in a pair convey the same meaning. The dataset consists of over 400k samples of training instances. For our experiments, we used 10 % of the training set as validation, and the other 10 % of the remaining training set was used as the test partition. The dataset was released as a part of a Kaggle competition ³.

We performed all our experiments using an NVIDIA A100-SXM4 GPU with 40 GB of graphics memory. For all three tasks, we first fine-tune various models on the train partition of the dataset and report the model's performance on the test set. The number of required training epochs for each task is 3 (EQA), 5 (NLI), and 10 (PI). All models used are publicly available in the Hugging Face library. We have compared against the following four baselines:

- **Baseline-1:** Large pre-trained models (BERT-large and BERT-base)
- **Baseline-2:** Existing model compression methods (Pruning [22] and 8 bit Quantization ⁴)
- **Baseline-3:** Off-the-shelf compressed models (Distil-BERT, BERT-medium, and Tiny BERT)
- **Baseline-4:** Compressed model with random layers removed from the model

4 Our Work

Our method is a two-step process. First, we compute the similarity for all pairs of layers in the uncompressed model (Algorithm 1). Second, using the similarity matrix and a threshold value, we identify and prune the redundant layers in the given model (Algorithm 2). The similarity values are in the range of -1 to 1. In the case of

²<https://rajpurkar.github.io/SQuAD-explorer/>

³<https://www.kaggle.com/datasets/quora/question-pairs-dataset>

⁴<https://pytorch.org/docs/stable/quantization.html>

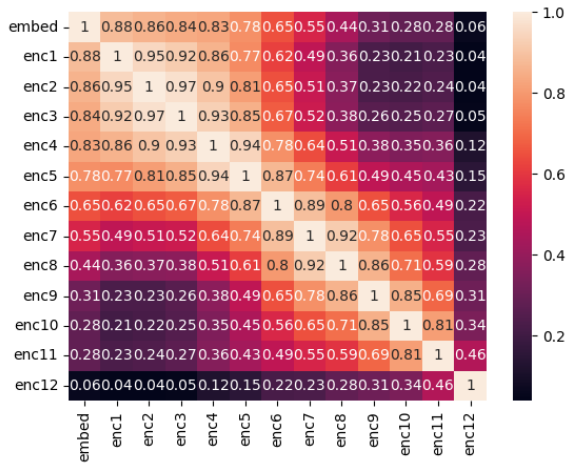


Figure 1: Similarity Matrix for EQA task

the BERT-base, the similarity matrix will be 13X13 (one embedding layer and twelve encoder layers) with similarity values for $\binom{13}{2}$ pairs of layers. The similarity matrix is symmetric, with all diagonal elements equal to 1.

Please refer to Algorithm 1. We start with the uncompressed model that is fine-tuned for the target application. It is the best-performing model that we have for the given task. We want to compress it by removing layers that do not contribute to altering the data representation. We compute the similarity using a single forward pass over the training dataset. We go through each data point and pass it through the model (the loop from lines 5 to 16). For each token in the current data point, we note the embedding vector generated by each layer (the loop from lines 6 to 15). The similarity between any two layers is the cosine similarity between the embeddings generated by those two layers (the loop from lines 9 to 14). The final similarity value is the average across all tokens in the dataset. That is why we have N in the denominator on line 11.

Please refer to Algorithm 2. Consider two layers i and j with $i < j$. If the similarity score for this pair is high, then it indicates that when data flows from layer i to layer j , data representation does not change significantly. In other words, we can consider all layers from $i + 1$ to j as redundant for the target application (line 10). We can directly connect layer i with layer $j + 1$. For each layer i in the model, we find the farthest layer j such that their similarity is above the specified threshold $threshold$ (the loop from lines 3 to 13). Please note that we start with the highest value of j and go on reducing it in the loop from lines 4 to 11. If we cannot find any such j for the given value of i , then we move to the next layer. After we have identified all redundant layers, we remove them from the model (lines 14 and 15). Again, we fine-tuned the compressed model for the target application (line 16).

5 Results and Discussion

Please refer to Figure 1. It shows the similarity matrix for the EQA task using the SQuAD2.0 dataset over the fine-tuned BERT-base model. We can observe that similarity scores for initial layers are

Algorithm 1 Similarity Matrix Creation Using Forward Pass

```

1: Input: Uncompressed Deep Learning model fine-tuned for the
   task (fine-tuned BERT-base for our experiments), Application
   specific training dataset
2: Output: Similarity Matrix
   ▶ Perform a single forward pass of the training dataset
   through the fine-tuned uncompressed model to compute the
   similarity matrix across all layers of the model.
3: Initialize the similarity matrix  $Sim$  with all zeros. (13X13 matrix
   in our experiments for the BERT-base)
4:  $N$  is the total number of token in the training dataset.
5: for each data point of the training dataset do
6:   for each token of the current data point do
7:     Let current token be  $Tok$ 
8:     Record output embedding vector of each layers (13 lay-
       ers in our experiments:  $O_1(Tok), O_2(Tok), \dots, O_{12}(Tok)$ ).
       ▶ Following two nested loops update the similarity matrix
       using the current token
9:     for  $i=1$  to Number of layers in the model do
10:      for  $j=i$  to Number of layers in the model do
11:         $Sim[i][j] += (Cosine(O_i(Tok), O_j(Tok)))/N$ 
12:         $Sim[j][i] = Sim[i][j]$ 
13:      end for
14:    end for
15:  end for
16: end for

```

Algorithm 2 Application Specific Compression Using Similarity Matrix

```

1: Input: Similarity Matrix  $Sim$  and a similarity threshold value
    $threshold$ 
2: Output: Fine-tuned compressed model
   ▶ Identify the redundant layers using the similarity matrix
3: for  $i=1$  to Number of layers in the model do
4:   for  $j=$ Number of layers in the model to  $i$  do
5:     if  $Sim[i][j] \geq threshold$  then
6:       Break
7:     end if
8:   end for
9:   if  $j > i$  then
10:    Mark layers from  $i + 1$  to  $j$  as redundant layers.
11:   end if
12:    $i=j+1$ 
13: end for
14: Prune all layers that are marked as redundant.
15: Adjust layer-wise connections after pruning.
16: Fine-tune the compressed model for the target task

```

comparatively higher than for later layers. Initial layers generally capture more general and surface-level features of the input text, such as basic syntactic information and word-level similarities. In contrast, deeper layers capture more abstract and task-specific features. The similarity between the outputs of consecutive layers is high. This happens because word representations are refined

Model		EQA				NLI	PI
		Has Answers		No Answers			
		Exact Match	F1 score	Exact Match	F1 score	Accuracy	Accuracy
Baseline-1	BERT-large	76.31579	83.43005	78.04878	78.04878	90.52	91.06
	BERT-base	73.49865	80.31598	71.92599	71.92599	90.1	90.86
Baseline-2	Pruned BERT	66.4305	72.52775	69.26829	69.26829	88.62	90.28
	Quantized BERT	55.85358	63.00107	79.44491	79.44491	87.53	89.72
Baseline-3	Distil-BERT	66.10999	72.84249	61.49706	61.49706	87.9	89.91
	BERT-medium	67.05466	73.52532	65.13036	65.13036	88.18	89.9
	BERT-mini	44.58502	51.38589	64.03701	64.03701	85.13	88.41
	Tiny BERT	14.7942	17.71541	83.1455	83.1455	79.9	84.19
Baseline-4	Random 6 layers removed	60.9143	69.37958	55.08831	55.08831	88.45	89.4
ASC	Threshold = 90%	67.66194	75.01801	69.67199	69.67199	90.05	90.76
	Threshold = 85%	65.23279	72.72148	68.51135	68.51135	89.12	90.04
	Threshold = 80%	55.60054	64.0874	62.20353	62.20353	88.01	89.42

Table 2: Performance comparison of model compression methods for three tasks

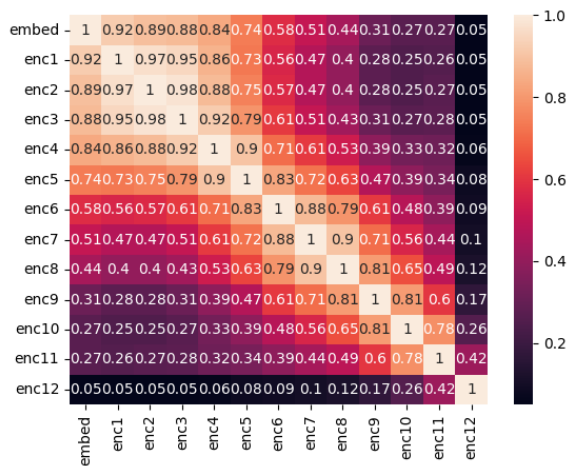


Figure 2: Heat map for NLI task

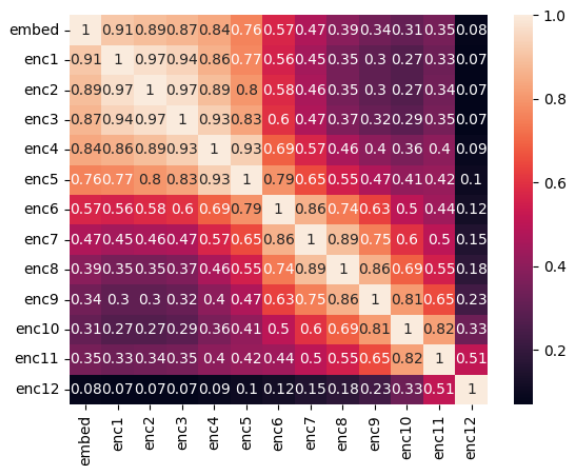


Figure 3: Heat map for PI task

incrementally by learning from the previous layer. We can observe a similar pattern for NLI (Figure 2) and PI (Figure3) tasks.

We use these similarity matrices to determine redundant layers for each task. We have experimented with three similarity threshold values: 0.9, 0.85, and 0.8. Using the three thresholds, we have created three compressed models using our method ASC. For the EQA task, when the threshold is 80%, we are able to delete seven encoder layers: 1,2,3,4,6,8 and 10. On increasing the threshold to 85%, we are able to delete only five encoder layers: 1,2,4,6 and 8. Finally, when the threshold is set to 90%, we are able to delete only four encoder layers: 2,3,5 and 8. For the NLI task, when the threshold is 80%, we are able to delete seven encoder layers: 1,2,3,4,6,8 and 10. For the 85% threshold, we can prune five encoder layers: 1,2,4,5 and 7. And for the 90% threshold, we delete only three encoder layers: 1,3, and 5.

Please refer to Table 2. It shows the performance comparison of ASC with various baselines. The performance of both uncompressed models in Baseline-1 is highest for all three tasks. It is expected because these models have larger sizes than compressed models. It will not be possible for any compressed model to perform better than the original uncompressed model. However, ASC with a 90% similarity threshold is able to beat all compressed model baselines. Performance gaps between ASC (90% threshold) and BERT-base are quite narrow. It indicates that ASC is good at identifying redundant parts of the uncompressed model.

6 Conclusion and Future Work

We introduced Application Specific Compression method for compressing Deep Learning models with a specific target application. Our method effectively identifies redundant parts of the model by performing a single forward pass using the training dataset for the target application. Our method performs better than all baseline compressed models. Currently, we identify redundant parts of the network in a single shot. Our ASC method can be further improved by introducing an iterative version of application specific pruning.

References

- [1] Haoli Bai, Wei Zhang, Lu Hou, Lifeng Shang, Jin Jin, Xin Jiang, Qun Liu, Michael Lyu, and Irwin King. 2021. BinaryBERT: Pushing the Limit of BERT Quantization. In *Proceedings of the 59th Annual Meeting of the Association for Computational Linguistics and the 11th International Joint Conference on Natural Language Processing (Volume 1: Long Papers)*, Chengqing Zong, Fei Xia, Wenjie Li, and Roberto Navigli (Eds.). Association for Computational Linguistics, Online, 4334–4348. <https://doi.org/10.18653/v1/2021.acl-long.334>
- [2] Samuel Bowman, Gabor Angeli, Christopher Potts, and Christopher D Manning. 2015. A large annotated corpus for learning natural language inference. In *Proceedings of the 2015 Conference on Empirical Methods in Natural Language Processing*. 632–642.
- [3] Zouying Cao, Yifei Yang, and Hai Zhao. 2024. Head-wise Shareable Attention for Large Language Models. *arXiv preprint arXiv:2402.11819* (2024).
- [4] Saurabh Goyal, Anamitra Roy Choudhury, Saurabh Raj, Venkatesan Chakravarthy, Yogish Sabharwal, and Ashish Verma. 2020. PoWER-BERT: Accelerating BERT Inference via Progressive Word-vector Elimination. In *Proceedings of the 37th International Conference on Machine Learning (Proceedings of Machine Learning Research, Vol. 119)*, Hal Daumé III and Aarti Singh (Eds.). PMLR, 3690–3699. <https://proceedings.mlr.press/v119/goyal20a.html>
- [5] Andrey Gromov, Kushal Tirumala, Hassan Shapourian, Paolo Glorioso, and Daniel A Roberts. 2024. The unreasonable ineffectiveness of the deeper layers. *arXiv preprint arXiv:2403.17887* (2024).
- [6] Manish Gupta and Puneet Agrawal. 2022. Compression of Deep Learning Models for Text: A Survey. *ACM Trans. Knowl. Discov. Data* 16, 4, Article 61 (jan 2022), 55 pages. <https://doi.org/10.1145/3487045>
- [7] Geoffrey Hinton, Oriol Vinyals, and Jeff Dean. 2015. Distilling the knowledge in a neural network. *arXiv preprint arXiv:1503.02531* (2015).
- [8] Xiaoqi Jiao, Yichun Yin, Lifeng Shang, Xin Jiang, Xiao Chen, Linlin Li, Fang Wang, and Qun Liu. 2019. Tinybert: Distilling bert for natural language understanding. *arXiv preprint arXiv:1909.10351* (2019).
- [9] Sehoon Kim, Amir Gholami, Zhewei Yao, Michael W. Mahoney, and Kurt Keutzer. 2021. I-BERT: Integer-only BERT Quantization. In *Proceedings of the 38th International Conference on Machine Learning (Proceedings of Machine Learning Research, Vol. 139)*, Marina Meila and Tong Zhang (Eds.). PMLR, 5506–5518. <https://proceedings.mlr.press/v139/kim21d.html>
- [10] Zhenzhong Lan, Mingda Chen, Sebastian Goodman, Kevin Gimpel, Piyush Sharma, and Radu Soricut. 2020. ALBERT: A Lite BERT for Self-supervised Learning of Language Representations. (2020).
- [11] Wang Ling, Chris Dyer, Alan W Black, Isabel Trancoso, Ramón Fernandez, Silvio Amir, Luis Marujo, and Tiago Luis. 2015. Finding Function in Form: Compositional Character Models for Open Vocabulary Word Representation. In *Proceedings of the 2015 Conference on Empirical Methods in Natural Language Processing*. 1520–1530.
- [12] Xin Men, Mingyu Xu, Qingyu Zhang, Bingning Wang, Hongyu Lin, Yaojie Lu, Xianpei Han, and Weipeng Chen. 2024. Shortgpt: Layers in large language models are more redundant than you expect. *arXiv preprint arXiv:2403.03853* (2024).
- [13] Sharan Narang, Greg Diamos, Shubho Sengupta, and Erich Elsen. 2017. Exploring Sparsity in Recurrent Neural Networks. In *5th International Conference on Learning Representations, ICLR 2017, Toulon, France, April 24-26, 2017, Conference Track Proceedings*. OpenReview.net. <https://openreview.net/forum?id=BylSPv9gx>
- [14] David Peer, Sebastian Stabinger, Stefan Engl, and Antonio Rodríguez-Sánchez. 2022. Greedy-layer pruning: Speeding up transformer models for natural language processing. *Pattern Recognition Letters* 157 (2022), 76–82. <https://doi.org/10.1016/j.patrec.2022.03.023>
- [15] Pranav Rajpurkar, Jian Zhang, Konstantin Lopyrev, and Percy Liang. 2016. Squad: 100,000+ questions for machine comprehension of text. (2016).
- [16] Victor Sanh, Lysandre Debut, Julien Chaumond, and Thomas Wolf. 2019. DistilBERT, a distilled version of BERT: smaller, faster, cheaper and lighter. *arXiv preprint arXiv:1910.01108* (2019).
- [17] Suraj Srinivas and R Venkatesh Babu. 2015. Data-free parameter pruning for deep neural networks. *arXiv preprint arXiv:1507.06149* (2015).
- [18] Elena Voita, David Talbot, Fedor Moiseev, Rico Sennrich, and Ivan Titov. 2019. Analyzing Multi-Head Self-Attention: Specialized Heads Do the Heavy Lifting, the Rest Can Be Pruned. In *Proceedings of the 57th Annual Meeting of the Association for Computational Linguistics*, Anna Korhonen, David Traum, and Lluís Màrquez (Eds.). Association for Computational Linguistics, Florence, Italy, 5797–5808. <https://doi.org/10.18653/v1/P19-1580>
- [19] Ji Xin, Raphael Tang, Jaejun Lee, Yaoliang Yu, and Jimmy Lin. 2020. DeeBERT: Dynamic Early Exiting for Accelerating BERT Inference. In *Proceedings of the 58th Annual Meeting of the Association for Computational Linguistics*, Dan Jurafsky, Joyce Chai, Natalie Schluter, and Joel Tetreault (Eds.). Association for Computational Linguistics, Online, 2246–2251. <https://doi.org/10.18653/v1/2020.acl-main.204>
- [20] Peng Xu, Wenqi Shao, Mengzhao Chen, Shitao Tang, Kaipeng Zhang, Peng Gao, Fengwei An, Yu Qiao, and Ping Luo. 2024. BESA: Pruning Large Language Models with Blockwise Parameter-Efficient Sparsity Allocation. *arXiv preprint arXiv:2402.16880* (2024).
- [21] Yifei Yang, Zouying Cao, and Hai Zhao. 2024. LaCo: Large Language Model Pruning via Layer Collapse. *arXiv preprint arXiv:2402.11187* (2024).
- [22] Ofir Zafrir, Ariel Larey, Guy Boudoukh, Haihao Shen, and Moshe Wasserblat. 2021. Prune once for all: Sparse pre-trained language models. *arXiv preprint arXiv:2111.05754* (2021).