

READOC: A Unified Benchmark for Realistic Document Structured Extraction

Zichao Li^{1,2}, Aizier Abulaiti^{1,2}, Yaojie Lu¹, Xuanang Chen¹,
Jia Zheng¹, Hongyu Lin¹, Xianpei Han¹, Le Sun¹,

¹Chinese Information Processing Laboratory, Institute of Software, Chinese Academy of Sciences, Beijing, China

²University of Chinese Academy of Sciences, Beijing, China

{lizichao2022, aizier2022, luyaojie, chenxuanang, zhengjia, hongyu, xianpei, sunle}@iscas.ac.cn

Abstract

Document Structured Extraction (DSE) aims to extract structured content from raw documents. Despite the emergence of numerous DSE systems, their unified evaluation remains inadequate, significantly hindering the field’s advancement. This problem is largely attributed to existing benchmark paradigms, which exhibit fragmented and localized characteristics. To address these limitations and offer a thorough evaluation of DSE systems, we introduce a novel benchmark named READOC, which defines DSE as a realistic task of converting unstructured PDFs into semantically rich Markdown. The READOC dataset is derived from 2,233 diverse and real-world documents from arXiv and GitHub. In addition, we develop a DSE Evaluation S³uite comprising Standardization, Segmentation and Scoring modules, to conduct a unified evaluation of state-of-the-art DSE approaches. By evaluating a range of pipeline tools, expert visual models, and general VLMs, we identify the gap between current work and the unified, realistic DSE objective for the first time. We aspire that READOC will catalyze future research in DSE, fostering more comprehensive and practical solutions.¹

Introduction

The wealth of knowledge preserved in documents is immeasurable. Document Structured Extraction (DSE), which involves converting raw documents into machine-readable structured text (Tkaczyk et al. 2015; Zhong, Tang, and Yepes 2019; Shen et al. 2022; Lo et al. 2023), is increasingly crucial in real-world scenarios. It facilitates building extensive knowledge bases (Wang et al. 2020), constructing high-quality corpora (Jain et al. 2020), and plays a pivotal role in RAG (Gao et al. 2023) applications for large language models (Touvron et al. 2023; Achiam et al. 2023).

Recent progress in DocAI (Appalaraju et al. 2021; Huang et al. 2022; Ye et al. 2023; Hu et al. 2024) has led to the creation of numerous DSE systems (Breezedeus 2022; Paruchuri and Lampa 2023; Blecher et al. 2023). However, the absence of unified evaluation in real-world scenarios has left uncertainty about their performance levels and hindered their further development. This issue is largely due to the limitations of prevailing benchmark paradigms, which exhibit **fragmented** and **unrealistic** characteristics. Firstly, as

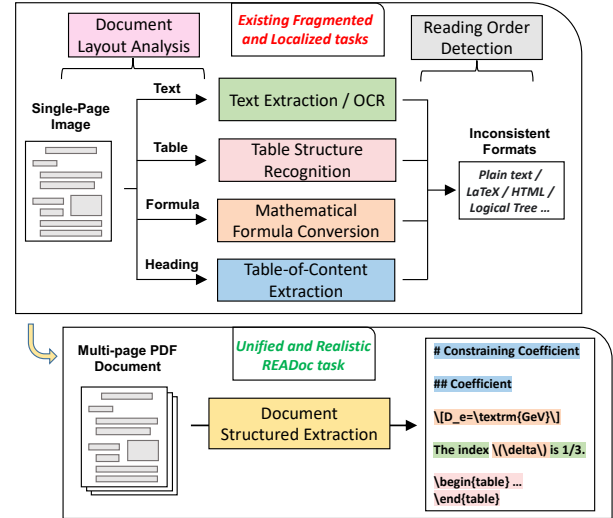


Figure 1: A comparison between fragmented and localized DSE task views and the READOC benchmark paradigm.

depicted in Figure 1, **existing benchmarks typically fragment DSE into distinct subtasks**, including document layout analysis (Zhong, Tang, and Yepes 2019), optical character recognition (Karatzas et al. 2015), table-of-contents extraction (Hu et al. 2022), reading order detection (Wang et al. 2021), table recognition (Smock, Pesala, and Abraham 2022) and formula conversion (Deng et al. 2017). Due to the narrow focus, diverse data sources, and inconsistent input-output formats, these benchmarks lack a unified view to comprehensively evaluate the overall performance of DSE systems. Secondly, **current research often unrealistically targets only localized regions**. For example, document layout analysis identifies layout blocks within a single document page, and table recognition converts table blocks into structured formats. This localized evaluation paradigm overlooks the complexity of real-world documents, which are often multi-page with scattered hierarchical headings, requiring long-range dependencies to construct a global structure. Benchmarks that assess only individual pages or isolated blocks fail to provide a realistic evaluation of DSE systems.

To address these issues, we introduce READOC, a uni-

¹We will soon release our benchmark and source code.

Benchmark	Coverage						Task Paradigm	
	Layout Analysis	Character Recognition	Table Recognition	Formula Conversion	ToC. Extraction	Order Detection	INPUT	OUTPUT
PubLayNet	✓	✗	✗	✗	✗	✗	Page image	Layout blocks
DocBank	✓	✗	✗	✗	✗	✗	Page image & text	Layout blocks
Robust Reading	✗	✓	✗	✗	✗	✗	Text image	Plain text
PubTabNet	✗	✗	✓	✗	✗	✗	Table image	HTML table
TabLeX	✗	✗	✓	✗	✗	✗	Table image	LaTeX table
Im2Latex-100K	✗	✗	✗	✓	✗	✗	Formula image	LaTeX formula
ReadingBank	✗	✗	✗	✗	✗	✓	Unsorted tokens	Sorted tokens
HRDoc	✓	✗	✗	✗	✓	✗	Doc images & text	Logical tree
READOC	✓	✓	✓	✓	✓	✓	Realistic PDF doc	Markdown text

Table 1: A comparison between READOC and existing DSE benchmarks, including PubLayNet (Zhong, Tang, and Yepes 2019), DocBank (Li et al. 2020), Robust Reading (Karatzas et al. 2015), PubTabNet (Zhong, ShafieiBavani, and Jimeno Yepes 2020), TabLeX (Desai, Kayal, and Singh 2021), Im2Latex-100K (Deng et al. 2017), ReadingBank (Wang et al. 2021), and HRDoc (Ma et al. 2023).

fied benchmark designed to quantify the disparity between existing work and the goal of REAListic DOCUMENT Structured Extraction. The realistic nature of READOC lies in its formulation of DSE as an end-to-end task that converts complete real-world, multi-page PDF documents into structured Markdown text. Specifically, we automatically construct 2,233 PDF-Markdown pairs from arXiv and GitHub, covering diverse types, years, and topics, effectively reflecting the complexity and generalization of real-world scenarios. Based on the data schema, we develop a DSE evaluation S³uite that encompasses three modules: Standardization, Segmentation, and Scoring. The S³uite enables a unified evaluation of DSE systems from various sources and comprehensively assesses the diverse capabilities required for DSE throughout the end-to-end process. We evaluate a wide range of DSE systems, including cutting-edge pipeline tools (Paruchuri and Lampa 2023), image-to-Markdown expert models (Blecher et al. 2023), and state-of-the-art large Vision-Language Models (Achiam et al. 2023).

Our contributions are three-fold: 1) READOC is the first benchmark to frame DSE as a PDF-to-Markdown paradigm, which is realistic, end-to-end, and incorporates diverse data. 2) An evaluation S³uite is proposed to support the unified assessment of various DSE systems and to quantify multiple capabilities required for DSE. 3) We present the gap between current research and realistic DSE, emphasizing the importance of exploring new modeling paradigms.

Related Work

Task Views and Benchmarks

DSE is a crucial task. However, existing benchmarks often focus on discrete subtasks: document layout analysis identifies layout blocks within a document page; optical character recognition converts text within images into machine-readable formats; table structure recognition transforms table images into structured representations; mathematical formula conversion converts formula images into semantic

formats; table-of-contents (ToC) extraction constructs a hierarchical tree composed of headings; reading order detection sorts elements in a page based on human reading habits. We present relevant benchmarks in Table 1. Nonetheless, the heterogeneity of benchmarks across various purposes complicates the unified evaluation of DSE systems.

Recently, some researches have conceptualized DSE as a single-page image-to-markup language task (Blecher et al. 2023; Lee et al. 2023). However, there is a lack of corresponding benchmarks. Moreover, the single-page viewpoint still fails to capture the characteristics of multi-page, lengthy documents encountered in realistic scenarios.

Methods for Document Structured Extraction

Due to the intricacies of textual, graphical, and layout information within documents (Xu et al. 2020), a universally accepted method for DSE has yet to emerge. A common simplistic strategy, applicable only to digital-born PDFs, involves leveraging external parsing engines (PyMuPDF 2024) to extract text and metadata from PDF bytecode. With the rise of deep learning techniques, Numerous systems (Li et al. 2022; Paruchuri and Lampa 2023; Contributors 2024) have integrated a series of submodels into a pipeline, with each submodel dedicated to a specific subtask of DSE. Recent advancements have shifted towards end-to-end DSE methodologies, with some works leveraging Transformer (Vaswani et al. 2017) expert models to convert document page images directly into structured formats such as HTML (Lee et al. 2023) or Markdown (Blecher et al. 2023).

Recently, large Vision-Language Models have garnered widespread attention (Achiam et al. 2023; Liu et al. 2024c), with document understanding (Feng et al. 2023; Hu et al. 2024) being a key focus of their capabilities. Efforts to enhance VLMs’ document understanding capability have focused on methods like tailored training tasks (Ye et al. 2023) and resolution adaptation (Li et al. 2024), leading to notable improvements. VLMs obtain impressive results on various

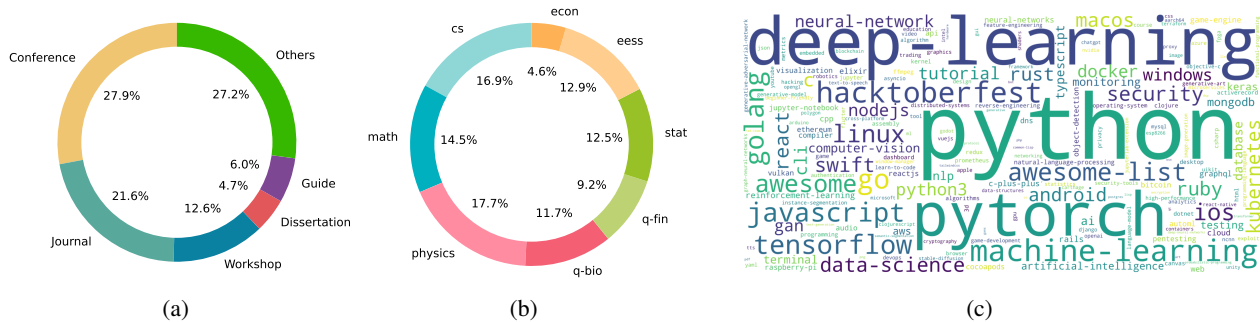


Figure 2: Visualization of data distribution in READOC. (a) Document types of READOC-arXiv. (b) Document disciplines of READOC-arXiv. (c) Document topics of READOC-GitHub. Other statistical visualizations can be found in *Supplementary*.

Statistics	READOC-arXiv	READOC-GitHub
Documents	1,009	1,224
Avg. / Med. Pages	11.67 / 10	6.54 / 6
Avg. / Med. Depth	3.10 / 4	3.11 / 3
Avg. / Med. Length	10,209.50 / 9,250	1,978.10 / 1,521
Year Span	1996 - 2024	2008 - 2024
Types / Disciplines	6 / 8	-
Topics	-	2,805

Table 2: The statistics of READOC. Here, Avg. and Med. are abbreviations for *Average* and *Medium* value, respectively.

DSE subtasks, such as OCR (Liu et al. 2024d), table recognition (Zhao et al. 2024), and formula conversion (Xia et al. 2024). Additionally, some research has explored converting page images into structured text using VLMs (Lv et al. 2023; Wei et al. 2024; Liu et al. 2024a). However, the lack of a unified benchmark leaves uncertainty about the gap between VLMs’ current capabilities and realistic DSE needs.

Task Definition

We establish a realistic task paradigm that covers the end-to-end process of practical DSE. Specifically, we employ raw PDF documents as the input, as PDF is the most common unstructured document format, essential for storing and transmitting knowledge. At the same time, understanding PDFs presents challenges as they disperse content across multiple pages and contain a wealth of multimodal information. On the other hand, we utilize Markdown text as the output, which can represent document structural elements such as headings and lists with light-weight markup. We adopt a variant of Markdown (Blecher et al. 2023), which also supports \LaTeX syntax for tables and formulas. As the target format, Markdown documents can be chunked and indexed as flat text or directly ingested by LLMs.

In summary, READOC uniformly defines DSE as a task that takes a complete PDF file as input and generates structured text in Markdown format, which is well-defined, practical, and challenging for DSE systems. Examples of task inputs and outputs are provided in *Supplementary*.

Benchmark Construction

READOC is a unified DSE benchmark derived from real-world documents. We select heterogeneous documents from arXiv preprints² and GitHub READMEs³, which are then automatically processed to construct PDF-Markdown pairs. READOC consists of 2,233 documents: 1,009 in the READOC-arXiv subset and 1,224 in the READOC-GitHub subset. Each subset offers unique challenges: READOC-arXiv features complex academic structures such as formulas and tables, with diverse multi-column layout templates. However, its heading styles are simple, often following easily recognizable patterns like “1.1 Introduction.” In contrast, READOC-GitHub includes only basic elements like paragraphs and headings, and presents a uniform single-column layout style. However, building its ToC structure is challenging due to varied and often unmarked heading styles. Each subset exhibits significant diversity in types, topics, eras, and so on, establishing READOC as a robust benchmark. We describe more construction details in *Supplementary*.

Document Collection and Processing

READOC-arXiv. For the arXiv preprints, the collection process involves using type keywords such as “Conference” and “Journal” to select papers and filtering for English language. Preprints without \LaTeX files or with unclear main \LaTeX files are excluded. The selected documents are first converted from \LaTeX to HTML using LaTeXXML⁴, followed by a conversion from HTML to Markdown using a modified version of the Nougat (Blecher et al. 2023) process. Only documents that complete this process without any errors and maintain correct table syntax after conversion are included.

READOC-GitHub. The GitHub README files are originally in Markdown format, and we collect and filter them based on specific criteria: they must have obtained than 500 stars, be written in English, exclude HTML syntax, etc. To maintain the simplicity of this subset, we exclude files that contain tables and formulas. After initial preprocessing, the

²<https://arxiv.org/>

³<https://github.com/>

⁴<https://github.com/bruceMiller/LaTeXML>

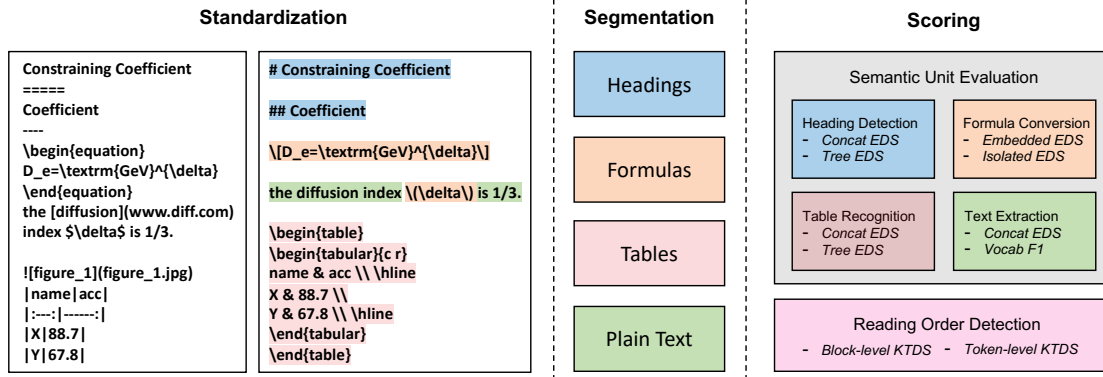


Figure 3: The three sequential modules of the READOC Evaluation S³uite: Standardization, Segmentation and Scoring.

Markdown files are converted to PDFs using Pandoc⁵ as the conversion engine and Eisvogel⁶ as the template. Only documents that successfully complete this entire workflow without execution errors or warnings are retained.

Dataset Statistics

We present the basic statistics of READOC in Table 2, showcase the diversity of READOC in Figure 2, and provide additional statistics in *Supplementary*. Overall, our benchmark is divided into two subsets. READOC-arXiv consists of 1,009 documents, with an average of 11.67 pages, 10,209.50 tokens, and 3.10 heading levels. These documents cover a timeline from 1996 to 2024, ensuring ample diversity across 6 types and 8 disciplines. READOC-GitHub comprises 1,224 documents, with an average of 6.54 pages, 1,978.11 tokens, and 3.11 heading levels. These documents are sourced from projects spanning the years 2008 to 2024, encompassing a rich tapestry of 2,805 topics.

Evaluation S³uite

Considering the potential confusion that various models may have with our Markdown syntax and the multifaceted nature of the capabilities required for DSE tasks, we propose an Evaluation S³uite, consisting of three sequential modules: Standardization, Segmentation, and Scoring, as shown in Figure 3. The S³uite ensures that READOC can automatically perform a unified evaluation of the end-to-end DSE task, yielding reliable and effective assessment results. More implementation details are in *Supplementary*.

Standardization

The first module of the S³uite standardizes the output Markdown text to align with the ground truth Markdown format. This alignment is essential for mitigating the impact on evaluation accuracy caused by variations in the format and syntax of texts generated by different DSE systems. The standardization includes aligning the boundaries of formulas, such as $\$, \begin{equation}$, and $\{$; unifying different

⁵<https://github.com/jgm/pandoc>

⁶<https://github.com/Wandmalfarbe/pandoc-latex-template>

Markdown heading styles; aligning Markdown table formats with \LaTeX table formats for evaluation consistency; removing images and eliminating the link syntax, etc. This module ensures that the focus remains on the core DSE capabilities, rather than being clouded by formatting disunity.

Segmentation

The second module of the S³uite divides the standardized Markdown text into distinct semantic units. To facilitate READOC in highlighting various specialized DSE capabilities of the models within a single document, we divide both the output and the ground truth Markdown text into four units: Headings of different levels, Formulas in both embedded and isolated forms, Tables, and residual Plain Text encompassing basic text and simple formatting such as bold, italic, and lists.

Scoring

The third module of the S³uite comprises two submodules:

The **Semantic Unit Evaluation** submodule implicitly assesses the models' layout analysis ability of identifying semantic units and explicitly measures four specialized capabilities: 1) **Text Extraction** refers to extracting plain text through PDF bytecode parsing or visual methods (e.g., OCR tools, VLMs). We measure edit distance similarity (EDS) after concatenating plain text units and the F1 score of the plain text vocabulary. 2) **Heading Detection** involves detecting headings and constructing a hierarchical ToC tree. We measure EDS after concatenating all headings and construct ToC trees to calculate tree edit distance similarity (TEDS). 3) **Formula Conversion** involves transforming mathematical formulas into \LaTeX format. We measure EDS by concatenating all embedded formulas, as well as all isolated formulas. 4) **Table Recognition** involves identifying tables' structures. We evaluate EDS after concatenating all tables. Then, we convert tables into structural trees, use a maximum bipartite matching algorithm to find the optimal mapping between tables and calculate TEDS for the matched tables.

The **Reading Order Detection** submodule determines whether the model extracts document elements in the correct order. We first segment each document into blocks based on semantic unit boundaries and line breaks, create two ordered

Methods	Semantic Unit Evaluation								Reading Order		Average
	Text		Heading		Formula		Table		Block	Token	
	Concat	Vocab	Concat	Tree	Embed	Isolate	Concat	Tree			
Baselines											
PyMuPDF4LLM	66.66	74.27	27.86	20.77	0.07	0.02	23.27	15.83	87.70	89.09	40.55
Tesseract OCR	78.85	76.51	1.26	0.30	0.12	0.00	0.00	0.00	96.70	97.59	35.13
Pipeline Tools											
MinerU	84.15	84.76	62.89	39.15	62.97	71.02	0.00	0.00	98.64	97.72	60.17
Pix2Text	85.85	83.72	63.23	34.53	43.18	37.45	54.08	47.35	97.68	96.78	64.39
Marker	83.58	81.36	68.78	54.82	5.07	56.26	47.12	43.35	98.08	97.26	63.57
Expert Visual Models											
Nougat-small	87.35	92.00	86.40	87.88	76.52	79.39	55.63	52.35	97.97	98.36	81.38
Nougat-base	88.03	92.29	86.60	88.50	76.19	79.47	54.40	52.30	97.98	98.41	81.42
Vision-Language Models											
DeepSeek-VL-7B-Chat	31.89	39.96	23.66	12.53	17.01	16.94	22.96	16.47	88.76	66.75	33.69
MiniCPM-Llama3-V2.5	58.91	70.87	26.33	7.68	16.70	17.90	27.89	24.91	95.26	93.02	43.95
LLaVa-1.6-Vicuna-13B	27.51	37.09	8.92	6.27	17.80	11.68	23.78	16.23	76.63	51.68	27.76
InternVL-Chat-V1.5	53.06	68.44	25.03	13.57	33.13	24.37	40.44	34.35	94.61	91.31	47.83
GPT-4o-mini	79.44	84.37	31.77	18.65	42.23	41.67	47.81	39.85	97.69	96.35	57.98

Table 3: Evaluation of various Document Structured Extraction systems on READOC-arXiv.

lists from these blocks, and calculate Kendall’s Tau Distance Similarity (KTDS) between the lists. Additionally, we divide each document into sequential tokens, construct lists based on the positions of co-occurring tokens at their first appearance, and compute KTDS between the token-level lists.

Experiments

Compared Methods

Baselines. We employ two simple and widely applicable methods as baselines. The first is PyMuPDF4LLM (PyMuPDF 2024), a PDF bytecode parsing engine that converts digital-born PDFs into Markdown using embedded text and metadata. The second is Tesseract (Smith 2007), an OCR tool for text extraction and basic page segmentation.

Pipeline Tools. We evaluate three pipeline tools that support PDF-to-Markdown functionality, which integrate complex engineering with PDF parsing engines and advanced deep learning submodels. The pipeline tools we evaluate include: Marker (Paruchuri and Lampa 2023), MinerU (Contributors 2024), and Pix2Text (Breezedeus 2022).

Expert Visual Models. We evaluate Nougat-small and Nougat-base (Blecher et al. 2023), which are specialized transformer models trained on arXiv academic documents under the single-page image-to-Markdown paradigm, with parameter sizes of 250M and 350M, respectively.

Vision-Language Models. We evaluate VLMs using the same single-page image-to-Markdown paradigm as expert models. For efficiency, we select open-source models with fewer than 30 billion parameters and lightweight proprietary models. Only VLMs with basic instruction-following and

preliminary Markdown understanding are retained. The retained VLMs include: the open-source models DeepSeek-VL-7B-Chat (Lu et al. 2024), MiniCPM-Llama3-V2.5 (Hu et al. 2023), LLaVa-1.6-Vicuna-13B (Liu et al. 2024b), InternVL-Chat-V1.5 (Chen et al. 2024), and the proprietary model GPT-4o-mini (Achiam et al. 2023). More implementation details are included in *Supplementary*.

Experimental Results

Results for READOC-arXiv and READOC-GitHub are presented in Table 3 and 4, respectively. We draw insights from both DSE system categories and specialized capabilities.

From the point of DSE system categories, we observe that: 1) **Pipeline tools are often plagued by complex engineering challenges.** MinerU falls short in recognizing tables, and Marker struggles with detecting embedded formulas, issues that are overlooked within the complex pipeline designs. Besides, Pix2Text encounters program crashes and fails to process certain PDFs (3 files on READOC-arXiv and 4 on READOC-GitHub), posing a significant usability issue. 2) **Expert models struggle with generalization and scalability issues.** Nougat performs well on READOC-arXiv but declines markedly on READOC-GitHub (i.e., from 81.42 to 74.12), which features simpler layouts and fewer semantic units, indicating poor transfer learning ability. Moreover, scaling up from Nougat-small to Nougat-base does not boost performance (+0.04 on READOC-arXiv, -0.74 on READOC-GitHub). 3) **VLMs generally underperform in complex academic documents.** The best-performing open-source model, InternVL-Chat-V1.5, scores 47.83 on READOC-arXiv, while the proprietary model GPT-4o-mini scores 57.98, both of which are lower than the pipeline tools.

From the perspective of specialized capabilities, we ob-

Methods	Semantic Unit Evaluation				Reading Order		Avg.
	Text		Heading		Block	Token	
	Concat	Vocab	Concat	Tree			
Baselines							
PyMuPDF4LLM	85.21	77.27	12.13	11.05	98.61	98.43	63.78
Tesseract OCR	82.06	82.32	6.65	4.25	98.48	99.01	62.13
Pipeline Tools							
MinerU	84.74	79.17	68.48	47.66	99.51	98.77	79.72
Pix2Text	78.99	78.51	60.53	39.42	97.94	97.38	75.46
Marker	86.16	86.70	68.41	46.14	98.47	98.73	80.77
Expert Visual Models							
Nougat-small	76.04	77.11	62.81	38.73	98.33	96.12	74.86
Nougat-base	75.26	76.79	62.39	37.01	97.65	95.62	74.12
Vision-Language Models							
DeepSeek-VL-7B-Chat	34.85	41.97	38.69	20.15	96.47	84.55	52.78
MiniCPM-Llama3-V2.5	71.61	78.88	39.66	22.99	97.91	97.97	68.17
LLaVa-1.6-Vicuna-13B	37.03	52.88	27.49	16.13	95.65	90.45	53.27
InternVL-Chat-V1.5	72.59	78.27	56.85	32.70	98.39	97.69	72.75
GPT-4o-mini	85.06	89.41	62.65	42.04	98.81	99.05	79.50

Table 4: Evaluation of various DSE systems on READOC-GitHub.

serve that: 1) **Building hierarchical ToC trees from a global perspective remains a significant challenge**, as existing systems predominantly focus on single-page images. Pipeline tools lack modules to assess heading depth, leading to substantial drops in Tree EDS compared to Concat EDS (e.g., the average decrease on READOC-arXiv is 22.00). Expert models can exhibit strong ToC construction for specific documents, which is more a superficial imitation rather than a semantic understanding of the logical structure. On READOC-arXiv, Nougat-base scores 88.50 in TEDS, while on READOC-GitHub, it drops to 37.01. 2) **Understanding localized structured data such as tables and formulas is relatively difficult**. VLMs perform poorly on these tasks. Even the expert model Nougat-base, trained on arXiv documents, has shown only modest performance, with average metrics of 65.56 on these two tasks. 3) **Reading Order Detection is a relatively easy capability to acquire**. The baseline tool Tesseract, which uses heuristics for page segmentation, scores 96.70 and 98.48 in token-level KTDS on READOC-arXiv and READOC-GitHub, respectively.

Fine-grained Analysis

Impact of Document Length and Depth. Figure 4 displays the results of three representative DSE systems on READOC-GitHub. Pipeline tools and expert models exhibit similar performance trends, remaining stable with variations in document length but declining sharply as document depth increases. In contrast, VLMs demonstrate stability with changes in document depth, while their performance decreases as document length increases. This indicates that different DSE systems exhibit distinct shortcomings in realistic scenarios, which have not been previously revealed.

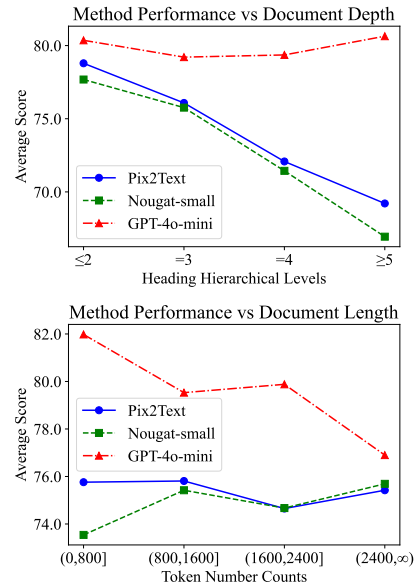


Figure 4: Relationship between DSE systems' performance and the depth or length of documents in READOC-GitHub.

Methods	Semantic Unit Evaluation (Avg.)		
	Single-col.	Multi-col.	Drop ↓
MinerU	52.75	48.34	4.41
Pix2Text	56.93	55.34	1.59
Marker	56.70	53.39	3.31
Nougat-small	80.51	74.09	6.42
Nougat-base	80.48	74.16	6.32
InternVL-Chat-V1.5	39.96	32.83	7.13
GPT-4o-mini	49.23	47.08	2.15

Table 5: Relationship between DSE systems' semantic unit evaluation and the layout of documents in READOC-arXiv.

Impact of Document Layout. Using pdfplumber (Singer-Vine and The pdfplumber contributors 2024) and heuristic rules, we classify documents in READOC-arXiv into single-column and multi-column categories, representing different layout complexities. Table 5 illustrates the average semantic unit evaluation scores of DSE systems across the two document types. All systems show performance degradation on complex multi-column documents, highlighting that our semantic unit evaluation implicitly measures the layout analysis capability. Among the systems, GPT-4o-mini exhibits the best layout analysis capability, while InternVL-Chat-V1.5 shows the most significant performance decline, reflecting substantial differences in performance levels among VLMs.

Exploration of the Multi-Page Paradigm. Previous researches focus on processing single pages and perform poorly in constructing global ToC trees. To explore how DSE systems might utilize global information, we investi-

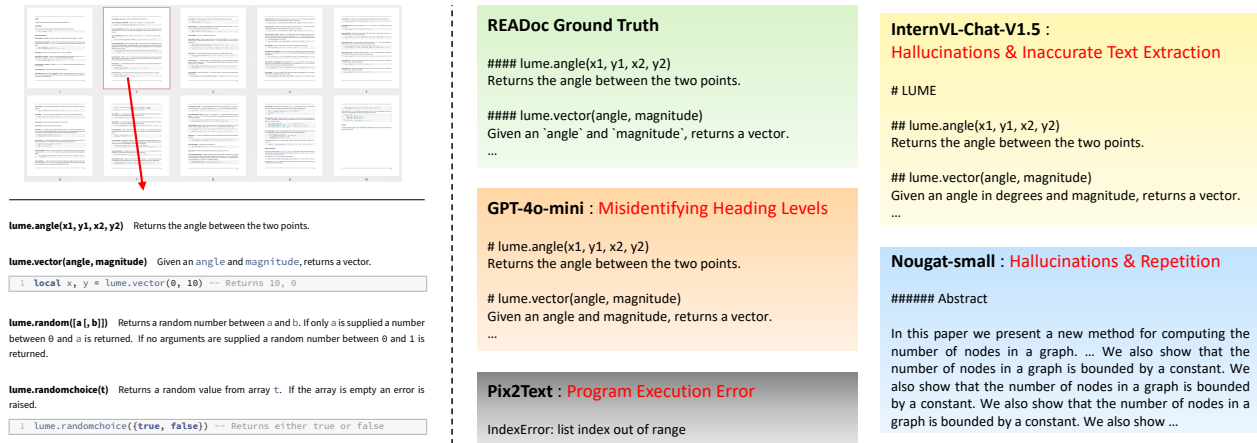


Figure 5: A case study from READoc-GitHub. More cases are in *Supplementary*.

Methods	Modeling Paradigm	Semantic Unit Evaluation								Reading Order		Average
		Text		Heading		Formula		Table		Block	Token	
		Concat	Vocab	Concat	Tree	Embed	Isolate	Concat	Tree			
GPT-4o-mini	Single Page	77.95	83.10	40.63	23.82	39.03	40.05	54.55	44.70	97.79	96.61	59.82
	Multiple Pages	70.28	78.66	62.71	51.87	33.22	33.62	43.50	34.09	98.87	96.31	60.31

Table 6: Comparison of page-level modeling paradigms, for documents within 5 pages of READOC-arXiv.

Methods	Modeling Paradigm	Heading	
		Concat	Tree
Pix2Text	Single Page	63.38	38.89
Nougat-small	Single Page	64.87	39.53
GPT-4o-mini	Single Page	69.78	45.12
	Multiple Pages	83.71	68.11

Table 7: Comparison of page-level modeling paradigms, for documents within 5 pages of READOC-GitHub.

gate a paradigm where multiple pages are processed simultaneously. Specifically, we employ GPT-4o-mini to receive all page images of the document at once and convert them into Markdown text. We conduct experiments on documents with up to 5 pages, as shown in Tables 6 and 7. While this method significantly enhances global ToC construction compared to the single-page paradigm, processing multiple pages simultaneously reduces local fine-grained capabilities, such as table and formula conversion, indicating that DSE modeling for multi-page documents still needs further development.

Considerations of Efficiency. DSE focuses on practical efficiency, which may involve real-time RAG calls or large-scale corpus construction. We sample 50 documents from READOC-arXiv and measure the throughput of DSE systems, as shown in Table 8. Despite significant advancements in GPU memory and computational power, VLMs remains considerably lower efficiency compared to pipeline tools and expert Transformer models, indicating the need for future

Methods	Time Cost (s) per Document	NVIDIA GPU Devices
Marker	27.74	1× Titan RTX (24GB)
Nougat-small	51.34	
Nougat-base	101.07	
Pix2Text	188.10	
MinerU	214.94	
MiniCPM-Llama3-V2.5	392.37	1× A100 (80GB)
InternVL-Chat-V1.5	1,182.02	2× A100 (80GB)

Table 8: Comparison of Efficiency of DSE systems.

improvements in not only performance but also efficiency.

Case Study

Figure 5 compares results from four representative systems. We observe that: 1) GPT-4o-mini misclassifies heading levels, revealing the limitations of single-page paradigms that fail to globally perceive the document’s logical structure. 2) InternVL-Chat-V1.5 exhibits hallucinations and inaccurate text extraction, illustrating the differences in DSE capabilities between open-source and proprietary VLMs. 3) Nougat-small fabricates content completely unrelated to the original document, reflecting the poor generalization ability of expert models. 4) Pix2Text triggers an execution error, demonstrating the complexity in developing pipeline tools.

Conclusion

This paper proposes READOC, a novel benchmark that frames document structured extraction as a realistic, end-to-end task, i.e., transforming unstructured PDFs into semantically rich Markdown text. Based on an evaluation S³uite, We conduct a unified evaluation of state-of-the-art approaches, including pipeline tools, expert models and general VLMs. Our experimental results reveal critical gaps in current researches when applied to realistic scenarios and underscore the importance of exploring new research paradigms.

References

- Achiam, J.; Adler, S.; Agarwal, S.; Ahmad, L.; Akkaya, I.; Aleman, F. L.; Almeida, D.; Altschmidt, J.; Altman, S.; Anadkat, S.; et al. 2023. Gpt-4 technical report. *arXiv preprint arXiv:2303.08774*.
- Appalaraju, S.; Jasani, B.; Kota, B. U.; Xie, Y.; and Manmatha, R. 2021. Docformer: End-to-end transformer for document understanding. In *Proceedings of the IEEE/CVF international conference on computer vision*, 993–1003.
- Blecher, L.; Cucurull, G.; Scialom, T.; and Stojnic, R. 2023. Nougat: Neural optical understanding for academic documents. *arXiv preprint arXiv:2308.13418*.
- Breezedeus. 2022. Pix2Text (P2T). <https://github.com/breezedeus/pix2text>. Accessed: 2024-07-18.
- Chen, Z.; Wang, W.; Tian, H.; Ye, S.; Gao, Z.; Cui, E.; Tong, W.; Hu, K.; Luo, J.; Ma, Z.; et al. 2024. How far are we to gpt-4v? closing the gap to commercial multimodal models with open-source suites. *arXiv preprint arXiv:2404.16821*.
- Contributors, M. 2024. MinerU: A One-stop, Open-source, High-quality Data Extraction Tool. <https://github.com/opendatalab/MinerU>. Accessed: 2024-08-02.
- Deng, Y.; Kanervisto, A.; Ling, J.; and Rush, A. M. 2017. Image-to-markup generation with coarse-to-fine attention. In *International Conference on Machine Learning*, 980–989. PMLR.
- Desai, H.; Kayal, P.; and Singh, M. 2021. TabLeX: a benchmark dataset for structure and content information extraction from scientific tables. In *Document Analysis and Recognition-ICDAR 2021: 16th International Conference, Lausanne, Switzerland, September 5–10, 2021, Proceedings, Part II 16*, 554–569. Springer.
- Feng, H.; Liu, Q.; Liu, H.; Zhou, W.; Li, H.; and Huang, C. 2023. Docpedia: Unleashing the power of large multimodal model in the frequency domain for versatile document understanding. *arXiv preprint arXiv:2311.11810*.
- Gao, Y.; Xiong, Y.; Gao, X.; Jia, K.; Pan, J.; Bi, Y.; Dai, Y.; Sun, J.; and Wang, H. 2023. Retrieval-augmented generation for large language models: A survey. *arXiv preprint arXiv:2312.10997*.
- Hu, A.; Xu, H.; Ye, J.; Yan, M.; Zhang, L.; Zhang, B.; Li, C.; Zhang, J.; Jin, Q.; Huang, F.; et al. 2024. mplug-docowl 1.5: Unified structure learning for ocr-free document understanding. *arXiv preprint arXiv:2403.12895*.
- Hu, J.; Yao, Y.; Wang, C.; Wang, S.; Pan, Y.; Chen, Q.; Yu, T.; Wu, H.; Zhao, Y.; Zhang, H.; Han, X.; Lin, Y.; Xue, J.; Li, D.; Liu, Z.; and Sun, M. 2023. Large Multilingual Models Pivot Zero-Shot Multimodal Learning across Languages. *arXiv preprint arXiv:2308.12038*.
- Hu, P.; Zhang, Z.; Zhang, J.; Du, J.; and Wu, J. 2022. Multimodal tree decoder for table of contents extraction in document images. In *2022 26th international conference on pattern recognition (ICPR)*, 1756–1762. IEEE.
- Huang, Y.; Lv, T.; Cui, L.; Lu, Y.; and Wei, F. 2022. Layoutlmv3: Pre-training for document ai with unified text and image masking. In *Proceedings of the 30th ACM International Conference on Multimedia*, 4083–4091.
- Jain, S.; van Zuylen, M.; Hajishirzi, H.; and Beltagy, I. 2020. SciREX: A Challenge Dataset for Document-Level Information Extraction. In *Proceedings of the 58th Annual Meeting of the Association for Computational Linguistics*, 7506–7516.
- Karatzas, D.; Gomez-Bigorda, L.; Nicolaou, A.; Ghosh, S.; Bagdanov, A.; Iwamura, M.; Matas, J.; Neumann, L.; Chandrasekhar, V. R.; Lu, S.; et al. 2015. ICDAR 2015 competition on robust reading. In *2015 13th international conference on document analysis and recognition (ICDAR)*, 1156–1160. IEEE.
- Lee, K.; Joshi, M.; Turc, I. R.; Hu, H.; Liu, F.; Eisenschlos, J. M.; Khandelwal, U.; Shaw, P.; Chang, M.-W.; and Toutanova, K. 2023. Pix2struct: Screenshot parsing as pre-training for visual language understanding. In *International Conference on Machine Learning*, 18893–18912. PMLR.
- Li, C.; Guo, R.; Zhou, J.; An, M.; Du, Y.; Zhu, L.; Liu, Y.; Hu, X.; and Yu, D. 2022. Pp-structurev2: A stronger document analysis system. *arXiv preprint arXiv:2210.05391*.
- Li, M.; Xu, Y.; Cui, L.; Huang, S.; Wei, F.; Li, Z.; and Zhou, M. 2020. DocBank: A Benchmark Dataset for Document Layout Analysis. In *Proceedings of the 28th International Conference on Computational Linguistics*, 949–960.
- Li, Z.; Yang, B.; Liu, Q.; Ma, Z.; Zhang, S.; Yang, J.; Sun, Y.; Liu, Y.; and Bai, X. 2024. Monkey: Image resolution and text label are important things for large multi-modal models. In *Proceedings of the IEEE/CVF Conference on Computer Vision and Pattern Recognition*, 26763–26773.
- Liu, C.; Wei, H.; Chen, J.; Kong, L.; Ge, Z.; Zhu, Z.; Zhao, L.; Sun, J.; Han, C.; and Zhang, X. 2024a. Focus Anywhere for Fine-grained Multi-page Document Understanding. *arXiv preprint arXiv:2405.14295*.
- Liu, H.; Li, C.; Li, Y.; Li, B.; Zhang, Y.; Shen, S.; and Lee, Y. J. 2024b. Llava-next: Improved reasoning, ocr, and world knowledge.
- Liu, H.; Li, C.; Wu, Q.; and Lee, Y. J. 2024c. Visual instruction tuning. *Advances in neural information processing systems*, 36.
- Liu, Y.; Yang, B.; Liu, Q.; Li, Z.; Ma, Z.; Zhang, S.; and Bai, X. 2024d. Textmonkey: An ocr-free large multimodal model for understanding document. *arXiv preprint arXiv:2403.04473*.
- Lo, K.; Shen, Z.; Newman, B.; Chang, J. Z.; Authur, R.; Bransom, E.; Candra, S.; Chandrasekhar, Y.; Huff, R.; Kuehl, B.; et al. 2023. PaperMage: A Unified Toolkit for

- Processing, Representing, and Manipulating Visually-Rich Scientific Documents. In *Proceedings of the 2023 Conference on Empirical Methods in Natural Language Processing: System Demonstrations*, 495–507.
- Lu, H.; Liu, W.; Zhang, B.; Wang, B.; Dong, K.; Liu, B.; Sun, J.; Ren, T.; Li, Z.; Sun, Y.; et al. 2024. Deepseek-vl: towards real-world vision-language understanding. *arXiv preprint arXiv:2403.05525*.
- Lv, T.; Huang, Y.; Chen, J.; Cui, L.; Ma, S.; Chang, Y.; Huang, S.; Wang, W.; Dong, L.; Luo, W.; et al. 2023. Kosmos-2.5: A multimodal literate model. *arXiv preprint arXiv:2309.11419*.
- Ma, J.; Du, J.; Hu, P.; Zhang, Z.; Zhang, J.; Zhu, H.; and Liu, C. 2023. Hrdoc: Dataset and baseline method toward hierarchical reconstruction of document structures. In *Proceedings of the AAAI Conference on Artificial Intelligence*, volume 37, 1870–1877.
- Paruchuri, V.; and Lampa, S. 2023. Marker: Convert PDF to markdown quickly with high accuracy. <https://github.com/VikParuchuri/marker>. Accessed: 2024-06-22.
- PyMuPDF. 2024. PyMuPDF4LLM. <https://github.com/pymupdf/RAG>. Accessed: 2024-07-26.
- Shen, Z.; Lo, K.; Wang, L. L.; Kuehl, B.; Weld, D. S.; and Downey, D. 2022. VILA: Improving structured content extraction from scientific PDFs using visual layout groups. *Transactions of the Association for Computational Linguistics*, 10: 376–392.
- Singer-Vine, J.; and The pdfplumber contributors. 2024. pdfplumber. Accessed: 2024-08-05.
- Smith, R. 2007. An Overview of the Tesseract OCR Engine. In *ICDAR '07: Proceedings of the Ninth International Conference on Document Analysis and Recognition*, 629–633. Washington, DC, USA: IEEE Computer Society. ISBN 0-7695-2822-8.
- Smock, B.; Pesala, R.; and Abraham, R. 2022. PubTables-1M: Towards comprehensive table extraction from unstructured documents. In *Proceedings of the IEEE/CVF Conference on Computer Vision and Pattern Recognition*, 4634–4642.
- Tkaczyk, D.; Szostek, P.; Fedoryszak, M.; Dendek, P. J.; and Bolikowski, Ł. 2015. CERMINE: automatic extraction of structured metadata from scientific literature. *International Journal on Document Analysis and Recognition (IJ DAR)*, 18: 317–335.
- Touvron, H.; Lavril, T.; Izacard, G.; Martinet, X.; Lachaux, M.-A.; Lacroix, T.; Rozière, B.; Goyal, N.; Hambro, E.; Azhar, F.; et al. 2023. Llama: Open and efficient foundation language models. *arXiv preprint arXiv:2302.13971*.
- Vaswani, A.; Shazeer, N.; Parmar, N.; Uszkoreit, J.; Jones, L.; Gomez, A. N.; Kaiser, Ł.; and Polosukhin, I. 2017. Attention is all you need. *Advances in neural information processing systems*, 30.
- Wang, L. L.; Lo, K.; Chandrasekhar, Y.; Reas, R.; Yang, J.; Burdick, D.; Eide, D.; Funk, K.; Katsis, Y.; Kinney, R.; et al. 2020. CORD-19: The COVID-19 Open Research Dataset. In *Annual Meeting of the Association for Computational Linguistics*.
- Wang, Z.; Xu, Y.; Cui, L.; Shang, J.; and Wei, F. 2021. LayoutReader: Pre-training of Text and Layout for Reading Order Detection. In *Proceedings of the 2021 Conference on Empirical Methods in Natural Language Processing*, 4735–4744.
- Wei, H.; Kong, L.; Chen, J.; Zhao, L.; Ge, Z.; Yu, E.; Sun, J.; Han, C.; and Zhang, X. 2024. Small language model meets with reinforced vision vocabulary. *arXiv preprint arXiv:2401.12503*.
- Xia, R.; Mao, S.; Yan, X.; Zhou, H.; Zhang, B.; Peng, H.; Pi, J.; Fu, D.; Wu, W.; Ye, H.; et al. 2024. DocGenome: An Open Large-scale Scientific Document Benchmark for Training and Testing Multi-modal Large Language Models. *arXiv preprint arXiv:2406.11633*.
- Xu, Y.; Li, M.; Cui, L.; Huang, S.; Wei, F.; and Zhou, M. 2020. Layoutlm: Pre-training of text and layout for document image understanding. In *Proceedings of the 26th ACM SIGKDD international conference on knowledge discovery & data mining*, 1192–1200.
- Ye, J.; Hu, A.; Xu, H.; Ye, Q.; Yan, M.; Xu, G.; Li, C.; Tian, J.; Qian, Q.; Zhang, J.; et al. 2023. UReader: Universal OCR-free Visually-situated Language Understanding with Multimodal Large Language Model. In *Findings of the Association for Computational Linguistics: EMNLP 2023*, 2841–2858.
- Zhao, W.; Feng, H.; Liu, Q.; Tang, J.; Wei, S.; Wu, B.; Liao, L.; Ye, Y.; Liu, H.; Li, H.; et al. 2024. TabPedia: Towards Comprehensive Visual Table Understanding with Concept Synergy. *arXiv preprint arXiv:2406.01326*.
- Zhong, X.; ShafieiBavani, E.; and Jimeno Yepes, A. 2020. Image-based table recognition: data, model, and evaluation. In *European conference on computer vision*, 564–580. Springer.
- Zhong, X.; Tang, J.; and Yepes, A. J. 2019. Publaynet: largest dataset ever for document layout analysis. In *2019 International conference on document analysis and recognition (ICDAR)*, 1015–1022. IEEE.

Supplementary Materials

A Task Example

This section provides an example of input and output for the Document Structured Extraction (DSE) task as defined by READOC. As illustrated in Figure 6, DSE systems are required to process a multi-page, real-world PDF document as input and produce a structured Markdown text as output.

B Details of Dataset

B.1 Construction Details

Type Keywords of READOC-arXiv. As demonstrated in the main body of the paper, we ensure data diversity in READOC across types, disciplines, topics, and so on. Specifically, the category types in READOC-arXiv requires additional control through custom keywords, as illustrated in Table 9. We treat the comments of each arXiv preprint as retrieval targets, determining whether they contain the keywords to map them to specific document types.



<https://arxiv.org/pdf/2001.03908>

Structured Markdown Text

```
# Self-Driving like a Human driver instead of a Robocar: Personalized comfortable driving experience for autonomous vehicles

I. Bae, J. Moon, J. Jung, H. Suk, T. Kim, H. Park, J. Cha, J. Kim, D. Kim and Shiho Kim
Seamless Transportation Lab (STL)
Yonsei University, Incheon, 21983, Korea
shiho@yonsei.ac.kr

...

## 2 Modeling Occupant's Preference Metric

Through the review of the previous studies which is related with the comfort criterion of passengers and drivers, we designed the Occupant's Preference Metric (OPM) defining a preferred lateral and longitudinal acceleration region with maximum allowable jerk. It is employed the five significant parameters which are directly related with a vehicle motions as follow,


$$OPM = \sqrt{\left( \frac{a_{+x}}{a_{-x}} \right)^2 + \left( \frac{a_y}{z_x} \right)^2 + \left( \frac{z_x}{z_y} \right)^2}$$


where the  $a_{+x}$  is the occupant discomfort threshold of the longitudinal acceleration,  $a_{-x}$  is the longitudinal deceleration threshold,  $z_x$  is the lateral acceleration threshold,  $z_y$  and  $z_x$  is the maximum allowable longitudinal and lateral jerks.

...

\begin{table}
\begin{tabular}{l l}
\hline
Parameters & Notation & Value \\
\hline
Vehicle mass &  $m$  & 1740kg \\
Vehicle yaw moment &  $I_z$  & 3000kg·m2 \\
Front-c.g. distance &  $L_f$  & 1.4m \\
Rear-c.g. distance &  $L_r$  & 1.65m \\
Cornering stiffness of front tires &  $C_{af}$  & 81000N/° \\
Cornering stiffness of rear tires &  $C_{ar}$  & 81000N/° \\
\hline
\end{tabular}
\end{table}

Table 1: Vehicular parameters used in the simulation.

...
```

Figure 6: Input-Output example of READOC task.

Document Type	Keywords
Workshop	<i>Workshop</i>
Conference	<i>Conference</i>
Journal	<i>Journal</i>
Dissertation	<i>Thesis, Dissertation</i>
Guide	<i>Handbook, Manual, Guide, Tutorial, Technical Note</i>
Others	-

Table 9: Document type keywords of READOC-arXiv.

Modification of Nougat process. As described in the main body of the paper, we modify Nougat’s source code (Blecher et al. 2023) to convert arXiv documents in HTML format into Markdown text. Specifically, our modifications include: 1) improved support for converting the `tableofcontents` command; 2) recognition and conversion of nested lists; 3) support for identifying and converting subtables and subfigures; and 4) removal of line breaks within headings in the Markdown format.

B.2 Additional Data Statistics

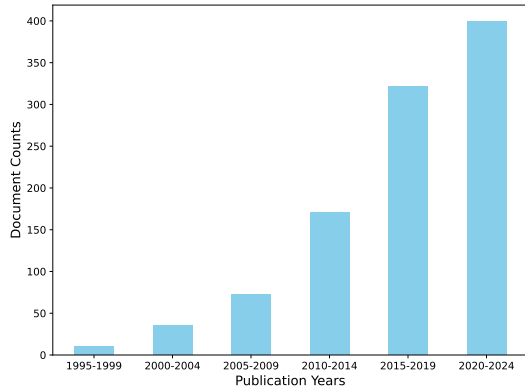
In addition to the diversity in types, disciplines, and topics demonstrated in the main body of the paper, we provide supplementary statistical information here. This includes the distribution of the READOC dataset by year, as shown in Figure 7, and the distribution by page count, depth, and length, as illustrated in Figure 8 and Figure 9.

C Details of Evaluation Suite

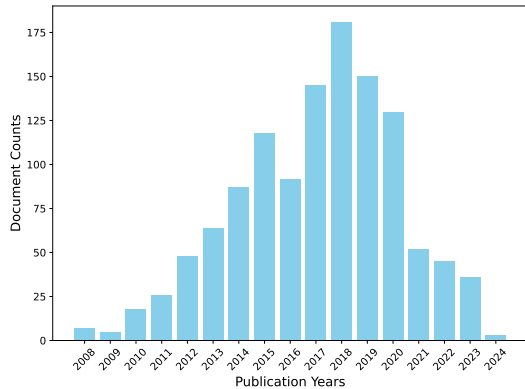
C.1 Standardization Details

We standardized the Markdown text output from various tools and models according to a set of specific rules:

- **Alignment of different formula boundaries.** For isolated formulas, we standardize the starting boundary by converting `$$`, `\begin{equation}`, `\begin{gather}`, `\begin{multline}`, `\begin{equation}`, to `\[`, with a similar format for the ending boundary. For embedded formulas, we convert the starting boundary `$` to `\(`, with a similar format for the ending boundary.
- **Heading formatting.** We standardize document headings by converting them to text lines beginning with consecutive “#” symbols, where the number of “#” indicates the heading level.



(a)



(b)

Figure 7: Visualization of year distribution in READOC. (a) Document publication years of READOC-arXiv. (b) Document publication years of READOC-GitHub.

- **Removal of certain elements.** External URLs are removed from the link format and image references are also removed.
- **Table formatting.** We standardize tables by converting Markdown-compliant tables to LaTeX format. The reason for using LaTeX as the standardized table format is that, compared to native Markdown, it can represent more complex features such as multi-row and multi-column layouts.

C.2 Segmentation Details

The segmentation module primarily based on a series of regular expressions written in Python, as illustrated in Figure 10.

C.3 Scoring Details

This section mainly discusses the metric calculations involved in the scoring module. Specifically, we focus on the following three similarity measures:

1) **Edit Distance Similarity (EDS):** The edit distance $ED(A, B)$ is defined as the minimum number of single-

character edits (insertions, deletions, or substitutions) required to change string A into string B . The edit distance similarity is calculated using the formula:

$$EDS(A, B) = 1 - \frac{ED(A, B)}{\max(|A|, |B|)}$$

where $|A|$ and $|B|$ are the lengths of strings A and B , respectively.

2) **Tree Edit Distance Similarity (TEDS):** The tree edit distance $TED(T_1, T_2)$ is the minimum number of operations needed to transform one tree T_1 into another tree T_2 . The operations typically include insertion, deletion, and re-labeling of nodes. The tree edit distance similarity is computed as follows:

$$TEDS(T_1, T_2) = 1 - \frac{TED(T_1, T_2)}{\max(|T_1|, |T_2|)}$$

where $|T_1|$ and $|T_2|$ represent the sizes of trees T_1 and T_2 , respectively.

3) **Kendall’s Tau Distance Similarity (KTDS):** The Kendall’s Tau distance measures the ordinal association between two rankings. The number of discordant pairs K_d is defined as the number of pairs where x_i and x_j are in different orders. The Kendall’s Tau distance similarity is given by the formula:

$$KTDS(X, Y) = 1 - \frac{2 \cdot K_d}{n(n-1)}$$

where n is the total number of items.

D Details of Experiments

D.1 Implementation of VLMs

This section primarily supplements the evaluation process of Vision-Language Models. Specifically, we adopt a one-page image-to-Markdown approach, concatenating the Markdown text generated for each page. The prompts we use are illustrated in Figure 11, and we uniformly apply the generation parameters for all VLMs as shown in Table 10.

Parameter	Value
top_p	0.8
top_k	100
temperature	0.7
do_sample	True
repetition_penalty	1.05

Table 10: Generation parameters of Vision-Language Models.

D.2 Additional Case Study

We provide two additional case analyses, as shown in Figures 12 and 13. It is evident that none of the DSE systems demonstrated satisfactory performance, as they exhibited various types of errors, including Missing Content, Misidentifying Headings, Inaccurate Text Extraction, Confused Reading Order, Hallucinations, and Repetitions.

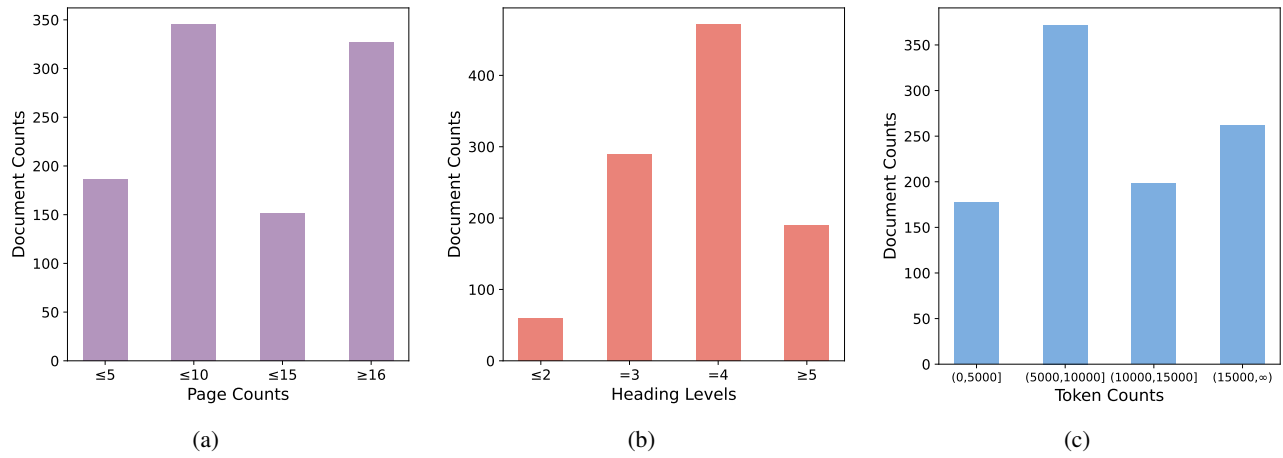


Figure 8: Visualization of year distribution in READOC-arXiv. (a) Document page counts of READOC-arXiv. (b) Document depth (heading levels) of READOC-arXiv. (c) Document Length (token counts) of READOC-arXiv.

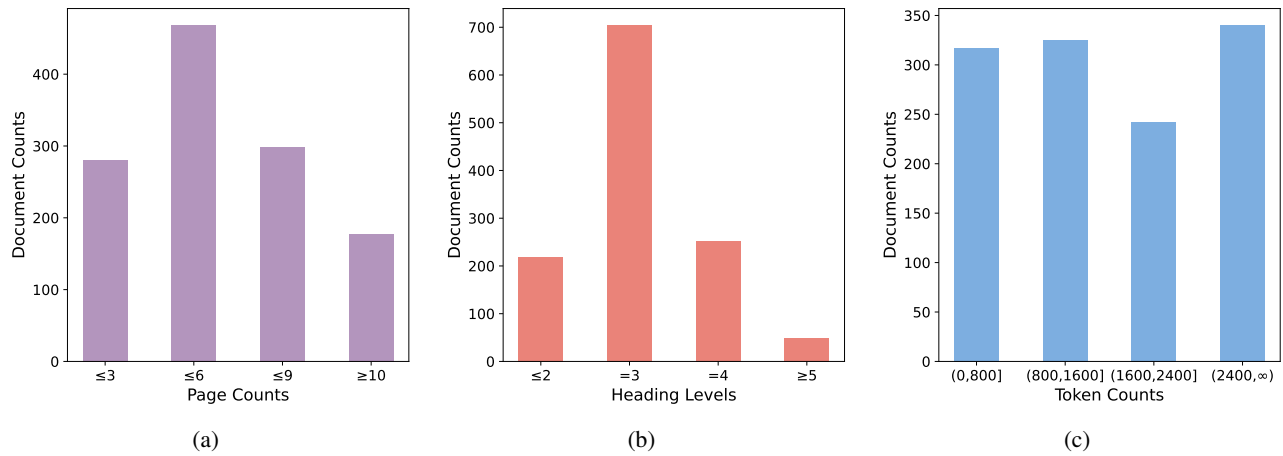


Figure 9: Visualization of year distribution in READOC-GitHub. (a) Document page counts of READOC-GitHub. (b) Document depth (heading levels) of READOC-GitHub. (c) Document Length (token counts) of READOC-GitHub.

Headings

```
re.compile(r'^({1,6})+(.)', re.MULTILINE)
```

Embedded Formulas

```
re.compile(r"\\(((.*?)(?!\\))\\)")
```

Isolated Formulas

```
re.compile(r"\\(((.+?)(?!\\))\\)", re.S)
```

Tables

```
re.compile(r"(\n\\begin\\{table\\}((?:?!\\begin\\{table\\}.)*?)\\end\\{table\\})", re.S)
```

Plain Text

(The remaining part is treated as plain text)

Figure 10: Segmentation module's regular expressions.

Prompt for READoc-arXiv

This image displays a document page, convert the page content into Markdown format. Use continuous # to denote headings at each level. Display tables following markdown or latex format. Use \$ or \(\) to surround inline math, and use \$\$ or \[] to surround isolated math block. Don't explain, directly output the Markdown-format content.

Prompt for READoc-GitHub

This image displays a document page, convert the page content into Markdown format. Use continuous # to denote headings at each level. If it's a blank page, don't output anything. Otherwise, directly output the Markdown-format content without explanation.

Figure 11: Prompts of Vision-Language Models.

