

# Sparse Rewards Can Self-Train Dialogue Agents


Barrett Martin Lattimer, Varun Gangal, Ryan McDonald, Yi Yang


ASAPP

{blattimer, vgangal, rmcDonald, yyang}@asapp.com

## Abstract

Recent advancements in state-of-the-art (SOTA) Large Language Model (LLM) agents, especially in multi-turn dialogue tasks, have been primarily driven by supervised fine-tuning and high-quality human feedback. However, as base LLM models continue to improve, acquiring meaningful human feedback has become increasingly challenging and costly. In certain domains, base LLM agents may eventually exceed human capabilities, making traditional feedback-driven methods impractical. In this paper, we introduce a novel self-improvement paradigm that empowers LLM agents to autonomously enhance their performance without external human feedback. Our method, Juxtaposed Outcomes for Simulation Harvesting (JOSH), is a self-alignment algorithm that leverages a sparse reward simulation environment to extract ideal behaviors and further train the LLM on its own outputs. We present ToolWOZ, a sparse reward tool-calling simulation environment derived from MultiWOZ. We demonstrate that models trained with JOSH, both small and frontier, significantly improve tool-based interactions while preserving general model capabilities across diverse benchmarks. Our code and data are publicly available on GitHub.

 <https://github.com/asappresearch/josh-llm-simulation-training>

 <https://github.com/asappresearch/josh-llm-simulation-training/data/llama3-josh-toolwoz-for-KT0.zip>

## 1 Introduction

Large Language Models (LLMs) (Bommasani et al., 2021; Brown et al., 2020; Achiam et al., 2023) have shown a well-marked ability to follow instructions under various tasks. These advancements are often attributed to post-training fine-tuning based on human preferences. This includes multi-turn tool calling tasks where an LLM-based agent must solve a task by interacting with

both a user and a set of tools (or APIs) (Farn and Shin, 2023; Yao et al., 2024a). Further task-specific alignment for tool-calling tasks can take the form of preference judgments. But these can be expensive to obtain. Furthermore, there is usually a more ‘crisp’ notion of success for such tasks. Specifically, was the right tool(s) or API(s) called with the right set of arguments? Ideally, alignment should be optimized towards these sparse rewards.

In this paper, we propose a self-alignment process JOSH (Juxtaposed Outcomes for Simulation Harvesting) that can be used to considerably improve a model’s performance on a multi-turn tool calling by optimizing for tool/API completion using simulated rollouts of reward-conditioned conversations. We show that this method is general and can be applied to weak/small or frontier LLMs, though gains are significantly larger for the former. We also present a new tool calling benchmark, ToolWOZ, refashioning MultiWoz2.0 (Zang et al., 2020) to train and evaluate multi-turn tool calling effectively.

JOSH utilizes a beam search inspired simulation approach, employing sparse rewards (in this paper corresponding to successful tool calls) to guide turn-by-turn generation and synthesize preference-annotated examples. JOSH allows an agent to generate multiple responses at each conversation turn, exploring various pathways through a conversation until a sparse reward is encountered along some path. Upon reaching a reward, other beam candidates are pruned and further expansion proceeds only from that point. Once a pathway achieves all possible rewards, the constructed tree is backtracked, logging unsuccessful paths as negative alignment samples and successful paths as positive ones. This process constructs alignment preference data solely from the model itself, and when used to align that same model, we show it enhances model performance without degrading general capabilities.

Tool use is a highly sought-after skill in LLMs (Mialon et al., 2023; Schick et al., 2024); however, there is a large disparity in tool-using capabilities across different model sizes, especially when involving them in multi-turn reasoning (Gao et al., 2024). Furthermore, existing benchmarks either lack a real-world multi-turn setup (Ruan et al., 2024) or intentionally keep the agent’s dialogue disjoint from underlying databases and focus more on tool selection (Huang et al., 2023). To demonstrate JOSH’s capability to improve a model used in an agentic system through self-alignment, we introduce a new dataset ToolWOZ. Derived from the task-oriented dialogue (TOD) benchmark MultiWOZ, ToolWOZ is a multi-turn tool-based simulation environment where an agent model is assessed on its tool-calling capabilities by calling goal APIs through collaboration with a user simulator. After self-alignment using JOSH on the ToolWOZ training set, a meta-llama3-8B-instruct (Meta-Llama, 2024) model exhibits a 74% increase in Success Rate. Additionally, after JOSH self-alignment on  $\tau$ -bench (Yao et al., 2024a) GPT-4o sees an 8% increase in successful conversations, achieving state-of-the-art results.

To show that JOSH does not degrade general model performance, we evaluate a trained meta-llama3-8B-instruct model across three public benchmarks: MT-Bench (Zheng et al., 2024),  $\tau$ -bench (Yao et al., 2024a), and the LMSYS-Chatbot Arena Human Preference Predictions challenge (Lin Chiang, 2024; Zheng et al., 2024). Our results confirm that the JOSH aligned model does not regress relative to its base model, despite its new specialized alignment.

## 2 JOSH: Juxtaposed Outcomes for Simulation Harvesting

In this section, we detail the two components of JOSH, our method for generating synthetic preference-annotated training data to enhance tool-driven multi-turn dialogue. We use the terms “tool” and “API” interchangeably.

First, we describe our approach for generating conversations using an agent-simulator system. This involves a turn-level beam search strategy combined with tool/API-calling reward pruning. Unlike traditional token-level beam search, our method maintains multiple active multi-turn conversations over sequences of agent turns.

Next, we explain how to create preference-

---

### Algorithm 1 Beam Search Simulation

---

```

1:  $U \leftarrow$  User Simulator
2:  $A \leftarrow$  Agent
3:  $G \leftarrow$  Goal Set
4:  $AR \leftarrow 0$ 
5:  $root \leftarrow$  Node( $actions = []$ )
6:  $leaves \leftarrow [root]$ 
7: while  $depth \leq max\_depth$  and  $G \neq \emptyset$  do
8:   // Generate User Responses
9:    $U(leaves)$ 
10:  // Expand Tree
11:  if  $len(leaves) * branching\_factor \leq max\_beam$  then
12:     $expand(leaves)$ 
13:  end if
14:  // Generate Agent Responses
15:   $A(leaves)$ 
16:  // Check for rewards
17:  for  $leaf \in leaves$  do
18:    // If a goal was reached in leaf
19:    if  $\exists g \in G \mid g \in leaf[\"actions\"]$  then
20:      // Set leaf as the new root
21:       $leaves = [leaf]$ 
22:       $G.remove(g)$ 
23:       $AR = AR + \frac{1}{len(Goal\ Set)}$ 
24:    BREAK
25:  end for
26: end for
27:  $i \leftarrow i + 1$ 
28: end while

```

---

annotated training instances from these generated conversations. This involves extracting both supervised fine-tuning (SFT) data and preference fine-tuning (PFT) data. The SFT data is derived from the optimal path through the conversation tree, while the PFT data includes pairwise comparisons of good and bad agent turns, facilitating more nuanced model training.

### 2.1 Beam Search Simulation

We begin by having the agent  $A$  (defined in Section 4.1) interact with a user simulator  $U$  (defined in Section 4.2). A set of goals  $G = \{g_1, g_2, \dots, g_k\}$  is defined where achieving a goal will award the agent  $A$  a sparse reward of value  $\frac{1}{len(Goal\ Set)}$  to its return. Our return uses the Average Reward formulation (Sutton and Barto, 2018) hence we denote it as  $AR$  and refer to it as "Average Reward". We begin with  $AR = 0$ . Goals in  $G$  can be achieved when  $A$  interacts with  $U$  in a desired manner. In this paper, rewards are granted when the agent successfully makes a predefined correct tool or API call during a conversation. Figure 1 illustrates an example where the goal set  $G$  is composed of multiple correct API calls made within a simulated conversation.

The beam search simulation, in which agent  $A$  and user simulator  $U$  interact, is detailed in Algorithm 1. The algorithm begins by constructing a tree: the user simulator  $U$  initiates the conversation, and agent  $A$  generates  $branching\_factor$  agent responses with a high temperature to encourage

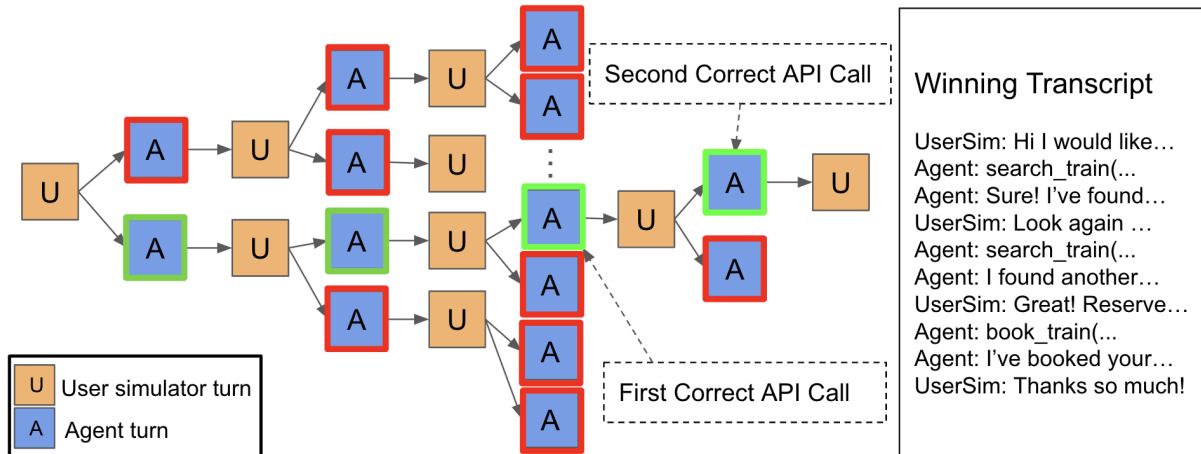


Figure 1: Illustration of JOSH, a tool calling simulation-based beam search experience generation algorithm. A correct path through the conversation can be mapped out (shown in green) by backtracking from sparse rewards achieved by the agent. In this scenario, the sparse rewards are represented by "correct" API calls called by the agent. From backtracking through the tree an "ideal" path through the conversation is found and training data can be extracted.

variability. Each agent turn  $A(l)$  represents a full response, during which the agent may make API calls to gather information or take actions before replying to the user.

Following each agent turn,  $U$  responds individually, after which  $A$  generates another set of *branching\_factor* turns for each response from  $U$ . This continues until an agent turn achieves a goal  $g$ . In the case of Figure 1, the goal is the "First Correct API Call." The agent turn that achieves this goal becomes the new root,  $g$  is removed from the goal set  $G$ , the Average Reward is increased by  $\frac{1}{\text{len}(\text{Goal Set})}$ , and the process repeats. If another turn simultaneously achieves the goal  $g$ , it is considered partial credit: it does not follow the ideal path but is not considered a negative example either. When the number of branches reaches the *max\_beam* size, only one agent response is generated. This process continues until all the goals in the goal set  $G$  are achieved or a maximum number of turns is reached.

In this paper, we branch at the turn level rather than the agent action level, allowing the tree to grow exponentially with the number of turns rather than individual actions. Expanding at the agent action level can quickly exhaust the beam size and demand significantly more resources. By branching at the turn level, we increase the speed of JOSH while reducing costs, as the tree grows more gradually while still yielding useful preference data. However, JOSH is flexible and can accommodate non-turn-based expansion as needed.

## 2.2 Preference Data Extraction

Once Algorithm 1 terminates, we have a tree that resembles Figure 1, from which we can extract training data for both Supervised Fine-Tuning (SFT) and Preference Fine-Tuning (PFT).

For SFT, training data is created by backtracking up the tree from the final successful turn to the initial user-simulated utterance. We refer to this as the "ideal path," illustrated by following the green agent turns up the tree in Figure 1, starting from the "Second Correct API Call." This ideal path corresponds to the best agent turns generated to maximize the number of rewards achieved. This data can subsequently be used to train models, guiding them to produce responses that are likely to yield higher rewards. This approach is similar to offline RL with Decision Transformers, where an optimal path is found by conditioning on the reward (Chen et al., 2021).

For PFT, we use the same tree but additionally take advantage of suboptimal model outputs. We create pairwise data by backtracking through the tree in the same manner as for SFT data extraction. At each user turn along the ideal path, we create a (good, bad) agent turn pair. The "good" agent turn is on the ideal path (green in Figure 1), and the "bad" is the alternative agent turn from that user utterance. If the alternative agent turn also leads to a reward but is ultimately not part of the ideal path, it is not used as a negative example. This paper focuses on using pairwise turns, so agent turns that do not stem from a user turn on the ideal path are not included in the training data.

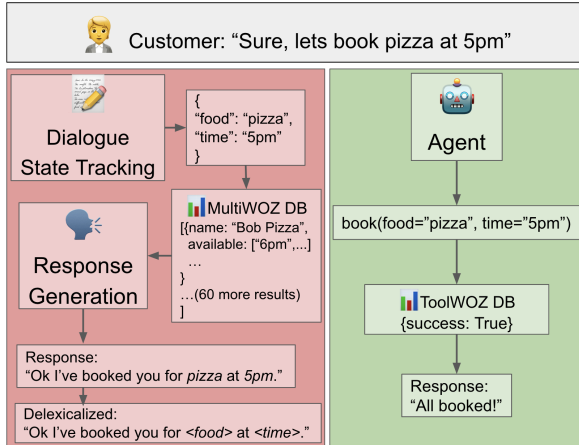


Figure 2: MultiWOZ+DST (left) vs. ToolWOZ+Agent (right) paradigms for Task Oriented Dialogue interactions.

Traditional preference tuning approaches, such as DPO, require pairwise model generations. However, since Algorithm 1 creates pairwise turns where the paired turns can contain different numbers of model generations (e.g., an API call and an agent response), we focus on a more flexible training approach, KTO (Ethayarajh et al., 2024). KTO works by assigning “upvotes” to good examples and “downvotes” to bad examples. Thus, we can still extract pairwise data at the turn level by labeling all agent generations within good turns along the ideal path as upvotes and the alternative turns as downvotes, without needing model generations to necessarily share the same context. For easy reference, we suffix SFT and KTO preference-tuned models by -SFT and -KTO, respectively.

### 3 ToolWOZ

In this section, we introduce ToolWOZ, a dataset designed to train and benchmark an agent’s capabilities in using API tools within a dialogue setting. ToolWOZ features an agent with access to various API tools that allow it to interact with a real database, engaging in dialogue with a user simulator. Each conversation in the dataset is grounded in seed goals, which correspond to specific goal API calls. The dataset incorporates adversarial serving, meaning APIs will return incorrect values unless the arguments are sufficiently close to the goal API arguments. As illustrated in Figure 2, ToolWOZ significantly simplifies the analysis of task-oriented dialogue systems compared to earlier DST systems and the MultiWOZ database.

#### 3.1 MultiWOZ

ToolWOZ is derived from the MultiWOZ dataset, an extensive framework created in the late 2010s to assess models’ dialogue state tracking (DST) capabilities across multiple domains (Budzianowski et al., 2018). In MultiWOZ, two humans interact: one plays the role of a travel agent and the other a customer with specific goals. The travel agent, who has access to a database, assists the customer in achieving their goals. Key values communicated between the agent and the user are recorded as “slot values,” which are later used to evaluate DST models. MultiWOZ contains over 10,000 annotated dialogues spanning eight domains. The benchmark was subsequently revised twice to reduce noise in state annotation, resulting in versions 2.1 (Eric et al., 2019) and 2.2 (Zang et al., 2020), which included improvements in slot annotation.

Benchmarking a task-oriented dialogue system on MultiWOZ, as seen in red in Figure 2, involves feeding recorded lines from the human user to a TOD model in place of the human travel agent. During this interaction, a response generation model is encouraged to communicate slot values to the “user” while the DST model keeps track of a belief state, which is used to interact with the database to fill in the slot values. Each recorded conversation has associated goal slot values recorded from the real human-human interaction. The interactions take place over eight domains, four of which have associated databases: restaurant, hotel, train, and attraction. All four databases have “find” and “book” intents except for attraction, which only has “find”.

The DST model’s performance is evaluated mainly through two metrics: Inform rate and Success rate. Inform rate is empirically calculated to evaluate if the agent provided any relevant information requested by the user, while Success rate measures whether all of the user’s requests were properly addressed. For each domain  $d \in D$ , Inform rate can be calculated as follows:

$$\mathbf{1}(db_d(b_g) \cap db_d(b_{TOD}) > 0), \quad (1)$$

where  $db_d$  is the database for some domain  $d$ ,  $b_g$  is the goal belief state, and  $b_{TOD}$  is the final belief state tracked by the TOD system. Success rate is quantified as:

$$\mathbf{1}(req_g \subseteq req_a), \quad (2)$$

where  $req_g$  is the goal requestable slots, and  $req_a$  are the slots generated in the conversation.



However, as noted in (Wu et al., 2023a), Inform and Success rates are extremely unreliable measures of model quality. They demonstrated that one can achieve state-of-the-art Inform and Success rates on MultiWOZ by simply always responding to the customer with all possible slot values: “[value\_name] [value\_phone] [value\_address] [value\_postcode] [value\_reference] [value\_id]”. This is particularly concerning because it illustrates how Inform and Success rates neither measure the quality nor the exact correctness of information communicated to a user.

Additionally, we find that 80% of database queries with the goal slot values return more than one result. However, in the source conversations used to simulate the user, only one of these results is selected arbitrarily. As a result, if the slot values from the database query results are directly used, there is a high likelihood of a mismatch between the entity the model references and the entity the user is referring to, even if the model accurately identifies the user’s requirements. This issue is compounded by the fact that user utterances are processed sequentially from the transcript without considering the context. Consequently, even when a belief state aligns perfectly with the goal slot values, the user may still arbitrarily refer to a different entity entirely.

Moreover, many conversations in MultiWOZ are framed to elicit a database call failure, but we find that 50% of the time these failure cases actually yield successful database results. Finally, when booking a hotel, restaurant, or train, the user is always encouraged to ask for a reference number; however, there is no associated database to obtain these numbers, so the dialogue model is encouraged to fabricate one.

Thus, there are three glaring problems with the previously described MultiWOZ setup: the gameability of Inform and Success rates, the disjoint nature of dialogue and databases, and the lack of flexibility of the user. We address each of these issues by transforming MultiWOZ into ToolWOZ.

### 3.2 Creating ToolWOZ

ToolWOZ is a benchmark and dataset for evaluating API-grounded multi-turn dialogue TOD systems. In this setup, a TOD model operates as a travel agent, interacting over four different domains with a user simulator to evaluate the TOD model’s ability to make tool calls effectively. This can be visualized in green in Figure 2. As shown in Table 1,

Split	# of Data Points
Train	6251
Val	793
Test	805
(Official) Test	450
single-domain dialogues	2439
multi-domain dialogues	5410

Table 1: ToolWOZ dataset split sizes. This paper uses the first 450 conversation in the ToolWOZ test set as the official test set.

ToolWOZ stands out as a large and domain-diverse multi-turn dialogue benchmark grounded in APIs with 7,849 total scenarios.

ToolWOZ addresses three primary weaknesses identified in the MultiWOZ dataset (detailed in §3.1). The key enhancements include: transitioning from separate Inform and Success rate metrics to a more precise correct API call metric, integrating dialogue and database interactions via an intelligent database-serving algorithm, and a highly repeatable flexible user simulator.

Collectively, these advancements make ToolWOZ a robust and comprehensive framework for evaluating and benchmarking TOD systems.

**Forming APIs** To create ToolWOZ, we developed APIs for the find (which we refer to as search) and book intents within each of the four MultiWOZ domains that have databases: restaurant, hotel, train, and attraction. Notably, the attraction domain does not include a booking intent. This process yielded the following set of possible APIs: {search\_restaurant, book\_restaurant, search\_hotel, book\_hotel, search\_train, book\_train, and search\_attraction}. The arguments for each API correspond to the possible slot values for each domain’s intent, and all arguments are optional. For full API definitions, refer to the Appendix B. Every MultiWOZ conversation has a goal slot value dictionary for every relevant domain and intent. Because API arguments map directly to slot values, we convert each of these goal states into a list of goal API calls per conversation. A goal API  $g(x)$  is considered completed if an agent called function  $f(y)$  where  $x \subseteq y$  or  $g(x)$  and  $f(y)$  return only one result from the database, which is the same. Thus, for each conversation, we can quantify its success by the percentage of goal APIs that were called by the agent.

Using this method, we achieve a much cleaner, less gameable representation of correctness rather

than Success rate, as we no longer rely solely on slot value output. Additionally, Inform rate can be represented through this metric as well because the results of each API are tied to the user simulator’s goals, which it is trying to accomplish sequentially. Thus, if the agent does not communicate the results of the APIs to the user simulator, the conversation will stall, and further goals/correct APIs will likely not be achieved.

**Seamless database integration** To solve the problem of MultiWOZ database inconsistency as outlined in §3.1, ToolWOZ intelligently serves and cleans database results for every seed conversation. Using the goal arguments for each conversation, the ToolWOZ search API only serves the goal result if the API arguments are sufficiently close to the goal arguments. Additionally, databases are cleaned for every conversation such that any queries that are supposed to fail for a conversation will return no results. Each book API also uses the goal arguments in a conversation to return a reference number only if a booking is successful. The search, book, and cleaning algorithms can all be found in Appendix A.

**Simulating Users** Every MultiWOZ conversation also has a list of user goals. We use the user goals to create a goal-oriented user simulator that tries to accomplish the listed goals in order while conversing with the TOD agent. See Section 4.2.

## 4 Experiments

In this section, we detail the experimental setup and results of our study. We evaluate various models and different techniques such as Function Calling (FC) and ACT/ReACT, on the ToolWOZ and  $\tau$ -bench datasets. Additionally, we assess the impact of different user simulators on the performance and stability of the models.

### 4.1 Agents

We benchmarked gpt-4o-mini, gpt-3.5, and meta-llama-3-8B (AI@Meta, 2024) on ToolWOZ, and gpt-4o on  $\tau$ -bench (Yao et al., 2024a). For gpt models, we explored both Function Calling (FC) and ACT/ReACT (Yao et al., 2022) techniques, while for meta-llama-3-8B, we used ReACT for all experiments. The prompt used for ReACT models on ToolWOZ is detailed in Appendix Table C.

Using goal API calls as sparse rewards, we generated JOSH rollouts on ToolWOZ across 926 con-

versations in the ToolWOZ training set for meta-llama-3-8B, gpt-4o-mini, and gpt-3.5. For gpt-4o on  $\tau$ -bench, we generated JOSH rollouts for all 500 conversations in the Retail domain training set.

On both ToolWOZ and  $\tau$ -bench, the JOSH rollout process involved a max beam size of 8 and a branching factor of 2. For meta-llama-3-8B, sampling parameters were set at temperature 1.5, top\_k=50, and top\_p=0.75 to foster diverse generation. For gpt versions, the temperature was set to 1.0. The average cost of running JOSH on a meta-llama-3-8B agent was approximately \$0.11 per ToolWOZ conversation, amounting to roughly \$102 for all 926 conversations. For training all models, we retained only those conversations whose JOSH rollouts achieved 100% success in the ideal path without errors. For meta-llama-3-8B on ToolWOZ, this resulted in a final filtered training set of 631 conversations.

From these successful JOSH rollouts, we extracted KTO and SFT data as described in section 2.2. For training META-LLAMA-3-8B SFT, the model was trained for 3 epochs with a learning rate of 2e-5. For META-LLAMA-3-8B-KTO, the model was trained for 1 epoch with a learning rate of 5e-7 and a beta of 0.1. The meta-llama-3-8B models were trained using Lora and 4-bit quantization. We fine-tuned gpt-4o for 3 epochs, with a batch size of 1, and an LR multiplier of 2.

Similar to ToolWOZ,  $\tau$ -bench is a recently introduced tool-based multi-turn dialogue LLM benchmark.  $\tau$ -bench uses final database states to measure the binary success of a conversation and relies on synthetically created users across two domains, Retail and Airline.

### 4.2 User Simulators

We experimented with two types of user simulators based on gpt-4o: goal-based and guide, to assess their impact on the performance and repeatability of evaluating agents on the ToolWOZ test set. We ran user simulators against OpenAI’s Assistant gpt-3.5-1106 as the agent, set to a temperature of zero.

The goal-based user simulator has instructions to strictly follow each conversation’s user goals in sequence, without access to the real human transcript. Conversely, the guide user simulator has access to the human-human transcript from MultiWOZ and suggests quotes from that transcript. Detailed prompts for both user simulators are available in Appendix C.

### 4.3 Metrics

**Agents** We use Average Reward and 100% API Success Rate as the two key elements of evaluation to compare models over ToolWOZ. We report both metrics using the goal-based user simulator.

**User Simulators** We compare the stability of the ToolWOZ Average Reward metric between two user simulator implementations. We do this by running both simulators three times over the ToolWOZ validation set. The Average Reward metric is calculated after each conversation is finished. We use the standard deviation between the Average Reward over the three runs to quantify the stability of the score as a function of the number of conversations. We smooth the results using a LOWESS smoothing (Cleveland, 1979).

**General Benchmarks** We assess the META-LLAMA-8B-JOSH-KTO, META-LLAMA3-8B-JOSH-SFT, and meta-llama3-8B models on two general benchmarks, MT-Bench and the LMSYS - Chatbot Arena Human Preference Predictions challenge. On both datasets, we evaluate models trained on JOSH rollouts from ToolWOZ.

MT-Bench is a multi-turn open-ended question benchmark for evaluating chatbots’ general knowledge. The LMSYS Chatbot Arena Human Preferences challenge measures general preference ranking capabilities of models. We use the first 1500 data points in this challenge as a benchmark for our models.

### 4.4 Results

We outline the results of training three models on JOSH rollouts from their respective base models: a smaller META-LLAMA-3-8B model, GPT-4O-MINI, and the larger GPT-4O model. We show that each JOSH trained model variant outperforms their respective baseline variant achieving state-of-the-art performance on both ToolWOZ and  $\tau$ -bench. Specifically, we show how training on JOSH rollouts makes GPT-4O-FC-JOSH-SFT surpass the vanilla GPT-4O-FC on the  $\tau$ -bench Retail datasets. Similarly, GPT-4O-MINI-JOSH-SFT outperforms the vanilla variant on GPT-4O-MINI on ToolWOZ. It is worth noting that JOSH self-alignment can augment gpt-4o ability on tool benchmarks, in spite of gpt-4o already having state-of-the-art ability, being ranked within top 3 on the LM-Sys Chatbot Arena Leaderboard (Chiang et al., 2024) and top 2 on both HELM (Bommasani et al., 2023) and

5-shot MMLU (Hendrycks et al., 2021).

Agent	Avg Reward	100% Success Rate
meta-llama-3-8B	0.63	0.34
meta-llama-3-8B-JOSH-SFT	0.74	0.50
meta-llama-3-8B-JOSH-KTO	<b>0.79</b>	<b>0.59</b>
gpt-3.5-ReACT	0.66	0.44
gpt-4o-mini-ReACT	0.67	0.48
gpt-4o-mini-ReACT-JOSH-SFT	<b>0.85</b>	<b>0.72</b>
gpt-3.5-FC	0.76	0.58
gpt-4o-mini-FC	0.88	0.76
gpt-4o-mini-FC-JOSH-SFT	<b>0.89</b>	<b>0.78</b>

Table 2: ToolWOZ test set results. Those with -JOSH in the model name were trained on JOSH rollouts using their base model on the first 926 conversations in the ToolWOZ training dataset.

On ToolWOZ, the META-LLAMA-3-8B-JOSH-KTO model saw a 74% increase in 100% Success Rate and a 25% increase in Average Reward compared to the baseline meta-llama-3-8B model, as shown in Table 2. This jump is noticeably even higher than the META-LLAMA-3-8B-JOSH-SFT model. The META-LLAMA-3-8B-JOSH-KTO model even outperforms both GPT-3.5-REACT and GPT-3.5-FC.

We see likewise see a large performance jump from the baseline GPT-4O-MINI-REACT model to it’s JOSH-SFT trained variant, with a 50% increase in 100% Success Rate and a 27% increase in Average Reward. We also observe that the GPT-4O-MINI-FC-JOSH-SFT model outperforms its baseline to achieve state-of-the-art results on ToolWOZ. We note that as GPT-4O-MINI-FC performs well on ToolWOZ, the headroom for improvement shrinks and thus performance gains from JOSH is smaller than for other baseline models.

Agent	$\tau$ -bench Retail
gpt-4o-ACT	33.91
gpt-4o-ACT-JOSH-SFT	<b>42.68</b>
gpt-4o-ReACT	43.47
gpt-4o-ReACT-JOSH-SFT	<b>47.83</b>
gpt-4o-FC	61.73
gpt-4o-FC-JOSH-SFT	<b>67.00</b>

Table 3: gpt-4o trained on JOSH rollouts on  $\tau$ -bench Retail. GPT-4O-FC was the previous state-of-the-art on the  $\tau$ -bench Retail test set (Yao et al., 2024a).

gpt-4o tells a similar story on the  $\tau$ -bench Retail test set. Over three different prompting options, ACT, ReACT, and FC, gpt-4o sees significant performance jumps when training on JOSH

rollouts. Notably, gpt-4o-FC-JOSH-SFT has an 8% increase over the previous state-of-the-art model GPT-4O-FC. This significant jump in performance for each model can be seen after only being trained on JOSH rollouts from their respective baselines on the 500 conversations in the  $\tau$ -bench Retail training dataset.

## 5 Analysis

### 5.1 User Simulators

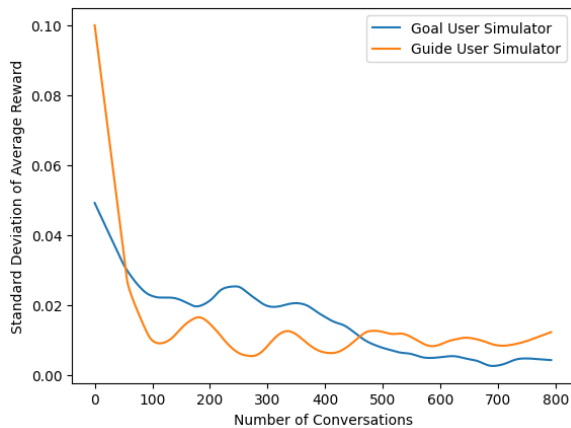


Figure 3: Smoothed standard deviation between average reward per conversation on ToolWOZ.

We now measure the stability of using the Average Reward metric with user simulators to evaluate agents. For both types of simulators run in Figure 3, we can see a sharp decrease in standard deviation of the average reward especially within the first 100 simulations. The Guide based simulator starts with a standard deviation of 10 percentage points, which drops down to about 1 percentage points after roughly 100 simulations. Especially after 400 simulations we see the standard deviation of the Goal based simulator decrease even further to below 1 percentage point. Hence, we reduce the size of the ToolWOZ test set to 450 examples and use the Goal based simulator to keep the simulation based noise at a minimum. This figure shows us ToolWOZ Average Reward stabilizes, especially after  $\approx 450$  conversations for both simulator types.

Agent	(Guide) Avg Reward	(Guide) 100% Success Rate
meta-llama-3-8B	0.50	0.26
meta-llama-3-8B-JOSH-SFT	0.55	0.33
meta-llama-3-8B-JOSH-KTO	<b>0.59</b>	<b>0.38</b>

Table 4: Models trained against goal user simulator on ToolWOZ run against the guide user simulator on the ToolWoz test set.

To ensure training on JOSH rollouts is not overfitting to a specific type of user simulator, we also ran meta-llama-3-8B trained on JOSH rollouts from the goal user simulator against the "guide" simulator as described in §4.2. Table 4 shows a performance increase for both JOSH trained models still exists over the baseline meta-llama-3-8B model. Note due to the difference in behavior of the guide user simulator and the goal based simulator, the distribution of scores in Table 4 is different from that in Table 2, however the ranking of the trained models still holds.

### 5.2 Error Rate

Training on JOSH rollouts additionally led to a large reduction in errors when running the ToolWOZ test set as shown in Figure 4. The JOSH-KTO trained model saw a 96% decrease in incorrectly formatted APIs and a 50% reduction in bad API use (e.g. using nonexistent arguments, using nonexistent apis, ...). The JOSH-SFT model also sees a large drop in error rates in both categories, but similar to the reward measurements it does not perform as well as JOSH-KTO.

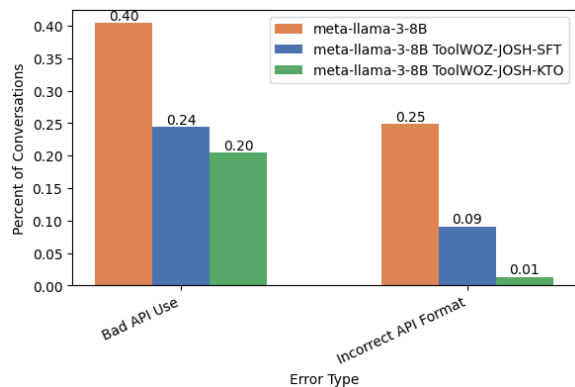


Figure 4: Percentage of conversations with types of API Errors on the ToolWOZ Test Set. "Bad API Use" corresponds to the agent attempting to use nonexistent APIs or API Arguments, "Incorrect API Format" means the format to call a ToolWOZ API was not followed.

### 5.3 External Benchmark Results

We finally evaluate the performance of meta-llama-3-8B models which are tuned on JOSH rollouts of ToolWOZ on three external benchmarks. We explore each of these benchmarks to illustrate the generalizability of models trained on JOSH rollouts.

**$\tau$ -bench** We ran baseline and ToolWOZ JOSH rollouts of meta-llama-3-8B on  $\tau$ -bench to com-



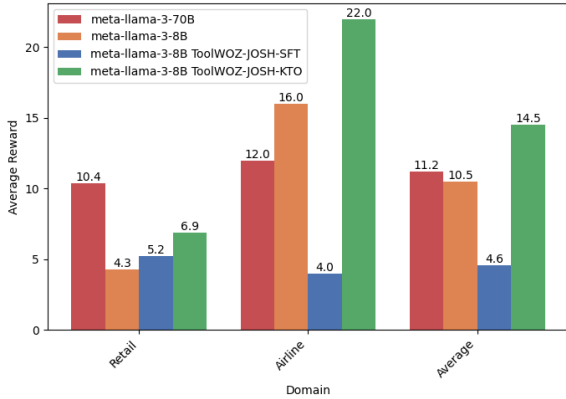


Figure 5:  $\tau$ -bench test set results. JOSH models were all trained on ToolWOZ rollouts only and no data from  $\tau$ -bench. Note the Average Reward on  $\tau$ -bench is the percentage of conversations that were completed in entirely successful fashion.

pare tool calling abilities of the different models. As seen in Figure 5, TOOLWOZ-JOSH-KTO outperforms meta-llama3-70B and meta-llama3-8B models on average over the two  $\tau$ -bench domains. Particularly, the TOOLWOZ-JOSH-KTO model performs significantly better than all other models in the Airline domain, which relies heavily on knowledge of domain policy to successfully complete the conversation. Noticeably TOOLWOZ-JOSH-SFT heavily underperforms in the Airline domain, this is due to its lack of ability to adhere to new formats of function calls, thus erroring out at parsing time in almost all Airline conversations. This highlights the advantage TOOLWOZ-JOSH-KTO has over TOOLWOZ-JOSH-SFT, KTO learns tool calling skills generalizably while SFT is more prone to overfit to a certain type of tool calling format.

Model	MT-Bench	LMSYS
meta-llama-3-8B	7.91	0.444
meta-llama-3-8B-JOSH-SFT	7.81	0.452
meta-llama-3-8B-JOSH-KTO	<b>7.92</b>	<b>0.461</b>

Table 5: MT-Bench and LMSYS benchmark performance. JOSH rollouts were done on ToolWOZ.

**MT-Bench & LMSYS** We also benchmark baseline, meta-llama-3-8B-JOSH-SFT, and meta-llama-3-8B-JOSH-KTO on MT-Bench to measure their multi-domain, multi-turn ability and LMSYS to measure the preference ranking ability. We find in Table 5 that training meta-llama-3-8B on JOSH rollouts from ToolWOZ does not degrade model quality on either benchmark, and instead the mod-

els stay stable across both of these tasks. Through this we show that while JOSH rollouts on ToolWOZ do come from the base model itself, training on these rollouts does not degrade broader model performance on other tasks. This means models tuned on JOSH data can still be used on standard LLM tasks with minimal performance degradation.

## 6 Related Work

Notably, simulation environments with sparse rewards were used by DeepMind in their *AlphaGo* (Silver et al., 2016) and *AlphaGo Zero* (Silver et al., 2017) works, enabling the two models to achieve superhuman performance in the game of Go. In the *AlphaGo* works, Monte Carlo Tree Search (MCTS) in a self-play simulation environment is used to intelligently explore the space of next possible moves and long term strategy. Similarly, JOSH treats dialogue as a multi-turn game where it explores possible directions and while using sparse rewards to identify ideal paths through a conversation. JOSH rollouts can then be used to train any LLM for multi-turn tool calling tasks.

AgentQ (Putta et al., 2024) – a contemporaneous work to this study — is a webagent training and inference process, has similar motivations of self learning using preference data however it has some key differences from JOSH. AgentQ uses MCTS, a self-critique mechanism, and online searching of different pathways, while JOSH is a standalone data extraction algorithm that solely relies on arbitrary sparse rewards. Additionally, AgentQ uses a test time inference strategy while JOSH purely extracts training data for finetuning models, a form of offline RL. JOSH focuses on tool calling multi-turn dialogue while AgentQ is in the domain of navigating web agents. Finally, JOSH training utilizes 100% successful paths to mitigate overfitting on intermediate rewards, while the AgentQ approach requires long horizon exploration to gather preference data.

Other works also explore training LLM agents based on rewards. Approaches such as STaR (Zelikman et al., 2022), Quiet-STaR (Zelikman et al., 2024), and Iterative Reasoning Preference Optimization (Pang et al., 2024) use downstream rewards based on reasoning to train or preference tune models for increased performance at test time. However, these approaches are focused on single turn output performance rather than reasoning in a multi-turn dialogue setting. Some approaches use

rewards to train policies to help TOD systems (Hu et al., 2023; Wu et al., 2023b) or extensive test-time search (Snell et al., 2024) while JOSH simply produces data to finetune models rather than make test time changes. In this way JOSH is conceptually similar to Decision Transformers (DTs) (Chen et al., 2021). DTs is a form of offline RL that generates optimal sequences for fine-tuning by conditioning on the rewards, whereas JOSH uses these rewards to select optimal simulation rollouts.

Other approaches use search trees to improve the reasoning of models. Namely Tree of Thought (ToT) (Yao et al., 2024b) and Chain of Preference Optimizaiton (CPO) (Zhang et al., 2024) focus on optimizing the performance of chain of thought (COT) (Wei et al., 2022) reasoning. CPO extracts preference data from a search tree exploring COT reasoning, however it uses an LLM to issue rewards at each sentence and is only applicable to single turn reasoning. On the contrary, JOSH uses sparse rewards in a simulaiton environment to solve reasoning problems in the multi-step dialogue domain.

The preference tuning paradigm was first proposed as an easier to replicate direct supervised learning alternative to well-entrenched "RLHF" paradigm (Ziegler et al., 2019) of first learning a reward model from preferences and then learning a policy using RL-based approaches such as PPO or REINFORCE. Heralded by the first DPO (Rafailov et al., 2024), many variants e.g. RS-DPO (Khaki et al., 2024) and ORPO (Hong et al., 2024) have emerged. Though early approaches required pairwise data with a contrasting good-bad response pair for a prompt, the KTO formulation (Ethayarajh et al., 2024) enabled learning from unpaired preferences. Since the preference data we collect is unpaired, we centrally use KTO in this work.

## 7 Conclusions

In this work, we devise JOSH, a self-alignment approach which uses sparse rewards to enable agentic models of all sizes to train themselves. We show that training on JOSH rollouts significantly increases performance on benchmarks assessing multi-turn dialogue and tool-calling ability while maintaining or improving general model performance. We show JOSH is general and can be applied to small medium and large models and provide considerable gains in performance. Notably, we illustrate how frontier models can outperform themselves with JOSH to achieve state-of-the-art results

on multiple tool-calling benchmarks. Additionally, we present ToolWOZ, a multi-turn, tool-calling simulation dataset with sparse rewards to train and evaluate agent LLMs.

## 8 Limitations

This work presented a mechanism and framework for synthesizing labelled experience and learning from them through a preference tuning mechanism.

Depending on the downstream task-based dialogic use case where this kind of data synthesis + learning process is materialized, certain vulnerabilities or limitations or arguably malicious usecases may emerge, though that is true of any learning process and was not explicitly intended or evident nor explicitly studied in the benchmarked settings.

This work focuses on the use case of improving tool using task oriented dialogue agents, however in theory JOSH could be applied to any multi-turn dialogue domain that has sparse rewards. It should be explored how JOSH can benefit other domains and it's potential benefits to solving other multi-turn dialogue based problems.

## Acknowledgements

## References

- Josh Achiam, Steven Adler, Sandhini Agarwal, Lama Ahmad, Ilge Akkaya, Florencia Leoni Aleman, Diogo Almeida, Janko Altenschmidt, Sam Altman, Shyamal Anadkat, et al. 2023. Gpt-4 technical report. *arXiv preprint arXiv:2303.08774*.
- AI@Meta. 2024. [Llama 3 model card](#). *Meta AI Tech Reports*.
- Rudolf Beran. 2008. An introduction to the bootstrap. In *The Science of Bradley Efron*, pages 288–294. Springer.
- Rishi Bommasani, Drew A Hudson, Ehsan Adeli, Russ Altman, Simran Arora, Sydney von Arx, Michael S Bernstein, Jeannette Bohg, Antoine Bosselut, Emma Brunskill, et al. 2021. On the opportunities and risks of foundation models. *arXiv preprint arXiv:2108.07258*.
- Rishi Bommasani, Percy Liang, and Tony Lee. 2023. Holistic evaluation of language models. *Annals of the New York Academy of Sciences*, 1525(1):140–146.
- Tom Brown, Benjamin Mann, Nick Ryder, Melanie Subbiah, Jared D Kaplan, Prafulla Dhariwal, Arvind Neelakantan, Pranav Shyam, Girish Sastry, Amanda Askell, et al. 2020. Language models are few-shot learners. *Advances in neural information processing systems*, 33:1877–1901.
- Paweł Budzianowski, Tsung-Hsien Wen, Bo-Hsiang Tseng, Inigo Casanueva, Stefan Ultes, Osman Ramadan, and Milica Gašić. 2018. Multiwoz—a large-scale multi-domain wizard-of-oz dataset for task-oriented dialogue modelling. *arXiv preprint arXiv:1810.00278*.
- Lili Chen, Kevin Lu, Aravind Rajeswaran, Kimin Lee, Aditya Grover, Misha Laskin, Pieter Abbeel, Aravind Srinivas, and Igor Mordatch. 2021. Decision transformer: Reinforcement learning via sequence modeling. *Advances in neural information processing systems*, 34:15084–15097.
- Wei-Lin Chiang, Lianmin Zheng, Ying Sheng, Anastasios Nikolas Angelopoulos, Tianle Li, Dacheng Li, Hao Zhang, Banghua Zhu, Michael Jordan, Joseph E Gonzalez, et al. 2024. Chatbot arena: An open platform for evaluating llms by human preference. *arXiv preprint arXiv:2403.04132*.
- William S Cleveland. 1979. Robust locally weighted regression and smoothing scatterplots. *Journal of the American statistical association*, 74(368):829–836.
- Mihail Eric, Rahul Goel, Shachi Paul, Abhishek Sethi, Sanchit Agarwal, Shuyag Gao, and Dilek Hakkani-Tur. 2019. Multiwoz 2.1: Multi-domain dialogue state corrections and state tracking baselines. *arXiv preprint arXiv:1907.01669*.
- Kawin Ethayarajh, Winnie Xu, Niklas Muennighoff, Dan Jurafsky, and Douwe Kiela. 2024. Kto: Model alignment as prospect theoretic optimization. *arXiv preprint arXiv:2402.01306*.
- Nicholas Farn and Richard Shin. 2023. Tooltalk: Evaluating tool-usage in a conversational setting. *arXiv preprint arXiv:2311.10775*.
- Silin Gao, Jane Dwivedi-Yu, Ping Yu, Xiaoqing Ellen Tan, Ramakanth Pasunuru, Olga Golovneva, Koustuv Sinha, Asli Celikyilmaz, Antoine Bosselut, and Tianlu Wang. 2024. Efficient tool use with chain-of-abstraction reasoning. *arXiv preprint arXiv:2401.17464*.
- Dan Hendrycks, Collin Burns, Steven Basart, Andy Zou, Mantas Mazeika, Dawn Song, and Jacob Steinhardt. 2021. Measuring massive multitask language understanding. *Proceedings of the International Conference on Learning Representations (ICLR)*.
- Jiwoo Hong, Noah Lee, and James Thorne. 2024. Reference-free monolithic preference optimization with odds ratio. *arXiv preprint arXiv:2403.07691*.
- Zhiyuan Hu, Yue Feng, Yang Deng, Zekun Li, See-Kiong Ng, Anh Tuan Luu, and Bryan Hooi. 2023. Enhancing large language model induced task-oriented dialogue systems through look-forward motivated goals. *arXiv preprint arXiv:2309.08949*.
- Yue Huang, Jiawen Shi, Yuan Li, Chenrui Fan, Siyuan Wu, Qihui Zhang, Yixin Liu, Pan Zhou, Yao Wan, Neil Zhenqiang Gong, et al. 2023. Metatool benchmark for large language models: Deciding whether to use tools and which to use. In *The Twelfth International Conference on Learning Representations*.
- Saeed Khaki, JinJin Li, Lan Ma, Liu Yang, and Prathap Ramachandra. 2024. Rs-dpo: A hybrid rejection sampling and direct preference optimization method for

- alignment of large language models. *arXiv preprint arXiv:2402.10038*.
- Wei lin Chiang. 2024. *Lmsys - chatbot arena human preference predictions*.
- Meta-Llama. 2024. Introducing llama3-8b. <https://ai.meta.com/blog/meta-llama-3/>. Accessed: April 2024.
- Grégoire Mialon, Roberto Dessì, Maria Lomeli, Christoforos Nalmpantis, Ram Pasunuru, Roberta Raileanu, Baptiste Rozière, Timo Schick, Jane Dwivedi-Yu, Asli Celikyilmaz, et al. 2023. Augmented language models: a survey. *arXiv preprint arXiv:2302.07842*.
- Richard Yuanzhe Pang, Weizhe Yuan, Kyunghyun Cho, He He, Sainbayar Sukhbaatar, and Jason Weston. 2024. Iterative reasoning preference optimization. *arXiv preprint arXiv:2404.19733*.
- Pranav Putta, Edmund Mills, Naman Garg, Sumeet Motwani, Chelsea Finn, Divyansh Garg, and Rafael Rafailov. 2024. Agent q: Advanced reasoning and learning for autonomous ai agents. *arXiv preprint arXiv:2408.07199*.
- Rafael Rafailov, Archit Sharma, Eric Mitchell, Christopher D Manning, Stefano Ermon, and Chelsea Finn. 2024. Direct preference optimization: Your language model is secretly a reward model. *Advances in Neural Information Processing Systems*, 36.
- Yangjun Ruan, Honghua Dong, Andrew Wang, Silviu Pitis, Yongchao Zhou, Jimmy Ba, Yann Dubois, Chris J Maddison, and Tatsunori Hashimoto. 2024. Identifying the risks of lm agents with an llm-emulated sandbox. In *The Twelfth International Conference on Learning Representations*.
- Timo Schick, Jane Dwivedi-Yu, Roberto Dessì, Roberta Raileanu, Maria Lomeli, Eric Hambro, Luke Zettlemoyer, Nicola Cancedda, and Thomas Scialom. 2024. Toolformer: Language models can teach themselves to use tools. *Advances in Neural Information Processing Systems*, 36.
- David Silver, Aja Huang, Chris J Maddison, Arthur Guez, Laurent Sifre, George Van Den Driessche, Julian Schrittwieser, Ioannis Antonoglou, Veda Panneershelvam, Marc Lanctot, et al. 2016. Mastering the game of go with deep neural networks and tree search. *nature*, 529(7587):484–489.
- David Silver, Julian Schrittwieser, Karen Simonyan, Ioannis Antonoglou, Aja Huang, Arthur Guez, Thomas Hubert, Lucas Baker, Matthew Lai, Adrian Bolton, et al. 2017. Mastering the game of go without human knowledge. *nature*, 550(7676):354–359.
- Charlie Snell, Jaehoon Lee, Kelvin Xu, and Aviral Kumar. 2024. Scaling llm test-time compute optimally can be more effective than scaling model parameters. *arXiv preprint arXiv:2408.03314*.
- Richard S Sutton and Andrew G Barto. 2018. *Reinforcement learning: An introduction*. MIT press.
- Jason Wei, Xuezhi Wang, Dale Schuurmans, Maarten Bosma, Fei Xia, Ed Chi, Quoc V Le, Denny Zhou, et al. 2022. Chain-of-thought prompting elicits reasoning in large language models. *Advances in neural information processing systems*, 35:24824–24837.
- Qingyang Wu, Deema Alnuhait, Derek Chen, and Zhou Yu. 2023a. Using textual interface to align external knowledge for end-to-end task-oriented dialogue systems. *arXiv preprint arXiv:2305.13710*.
- Qingyang Wu, James Gung, Raphael Shu, and Yi Zhang. 2023b. Diacttod: Learning generalizable latent dialogue acts for controllable task-oriented dialogue systems. *arXiv preprint arXiv:2308.00878*.
- Shunyu Yao, Noah Shinn, Pedram Razavi, and Karthik Narasimhan. 2024a.  $\tau$ -bench: A benchmark for tool-agent-user interaction in real-world domains. *arXiv preprint arXiv:2406.12045*.
- Shunyu Yao, Dian Yu, Jeffrey Zhao, Izhak Shafran, Tom Griffiths, Yuan Cao, and Karthik Narasimhan. 2024b. Tree of thoughts: Deliberate problem solving with large language models. *Advances in Neural Information Processing Systems*, 36.
- Shunyu Yao, Jeffrey Zhao, Dian Yu, Nan Du, Izhak Shafran, Karthik Narasimhan, and Yuan Cao. 2022. React: Synergizing reasoning and acting in language models. *arXiv preprint arXiv:2210.03629*.
- Xiaoxue Zang, Abhinav Rastogi, Srinivas Sunkara, Raghav Gupta, Jianguo Zhang, and Jindong Chen. 2020. Multiwoz 2.2: A dialogue dataset with additional annotation corrections and state tracking baselines. *arXiv preprint arXiv:2007.12720*.
- Eric Zelikman, Georges Harik, Yijia Shao, Varuna Jayasiri, Nick Haber, and Noah D Goodman. 2024. Quiet-star: Language models can teach themselves to think before speaking. *arXiv preprint arXiv:2403.09629*.
- Eric Zelikman, Yuhuai Wu, Jesse Mu, and Noah Goodman. 2022. Star: Bootstrapping reasoning with reasoning. *Advances in Neural Information Processing Systems*, 35:15476–15488.
- Xuan Zhang, Chao Du, Tianyu Pang, Qian Liu, Wei Gao, and Min Lin. 2024. Chain of preference optimization: Improving chain-of-thought reasoning in llms. *arXiv preprint arXiv:2406.09136*.
- Lianmin Zheng, Wei-Lin Chiang, Ying Sheng, Siyuan Zhuang, Zhanghao Wu, Yonghao Zhuang, Zi Lin, Zhuohan Li, Dacheng Li, Eric Xing, et al. 2024. Judging llm-as-a-judge with mt-bench and chatbot arena. *Advances in Neural Information Processing Systems*, 36.
- Daniel M Ziegler, Nisan Stiennon, Jeffrey Wu, Tom B Brown, Alec Radford, Dario Amodei, Paul Christiano, and Geoffrey Irving. 2019. Fine-tuning language models from human preferences. *arXiv preprint arXiv:1909.08593*.



## A Algorithms

---

### Algorithm 2 Searching Algorithm

---

```
1: args ← API Arguments
2: d ← Domain
3: g ← Goals
4: goal_parameters ← g[d]["search"]["parameters"]
5: db_results ← List of served database results
6: correct_answer ← None
7: wrong_answer ← None
8: booking_id ← None
9: // If there is a goal booking call
10: if "book" ∈ g[d] then
11:   booking_id ← g[d]["book"]["unique_id"]
12: end if
13: for result ∈ db_results do
14:   if "book" ∈ g[d] and result["unique_id"] == booking_id
15:     then
16:       correct_answer ← result
17:     end if
18:   if goal_parameters ⊈ result then
19:     wrong_answer ← result
20:   end if
21: end for
22: if goal_parameters ⊆ api_args then
23:   if booking_id then
24:     if correct_answer then
25:       return correct_answer
26:     else
27:       if wrong_answer then
28:         return wrong_answer
29:       else
30:         return []
31:       end if
32:     end if
33:   else if args ⊆ goal_parameters then
34:     if wrong_answer then
35:       return wrong_answer
36:     else if booking_id and correct_answer then
37:       return correct_answer
38:     end if
39:   end if
40: return db_results[0]
```

---

---

### Algorithm 3 Booking Algorithm

---

```
1: args ← API Arguments
2: d ← Domain
3: g ← Goals
4: // If there is a goal booking call
5: if "book" ∈ g[d] then
6:   if g[d]["book"]["unique_id"] == args["unique_id"] then
7:     r_values ← g[d]["book"]["return"]
8:     return {"success" : True, "return" : r_values}
9:   else
10:    return {"success" : False, "return" : None}
11:   end if
12: else
13:   return {"success" : False, "return" : None}
14: end if
```

---

## B ToolWOZ API Specs

## C ReACT Prompt

Table 6: API Specifications for ToolWOZ

API Functions (Part I)

```
[
  {
    "type": "function",
    "function": {
      "name": "book_restaurant",
      "description": "Allows you to book a restaurant",
      "parameters": {
        "type": "object",
        "required": [],
        "properties": {
          "time": {
            "type": "string",
            "description": "Time the restaurant reservation is at e.g. 13:00"
          },
          "day": {
            "type": "string",
            "description": "Day of the week the restaurant reservation is on e.g. thursday"
          },
          "people": {
            "type": "string",
            "description": "Number of people in the restaurant reservation e.g. 3"
          },
          "name": {
            "type": "string",
            "description": "Name of the restaurant e.g. the river bar steakhouse and grill"
          }
        }
      }
    }
  },
  {
    "type": "function",
    "function": {
      "name": "search_restaurant",
      "description": "Allows you to search a restaurant",
      "parameters": {
        "type": "object",
        "required": [],
        "properties": {
          "food": {
            "type": "string",
            "description": "Type of food served at the restaurant e.g. modern european"
          },
          "pricerange": {
            "type": "string",
            "description": "Price range the restaurant is in e.g. cheap",
            "enum": ["cheap", "expensive", "moderate"]
          },
          "name": {
            "type": "string",
            "description": "Name of the restaurant e.g. jinling noodle bar"
          },
          "area": {
            "type": "string",
            "description": "Area the restaurant is located in e.g. centre"
          }
        }
      }
    }
  }
],
]
```

Table 7: API Specifications for ToolWOZ

API Functions (Part II)

```
[
  {
    "type": "function",
    "function": {
      "name": "search_hotel",
      "description": "Allows you to search a hotel",
      "parameters": {
        "type": "object",
        "required": [],
        "properties": {
          "name": {
            "type": "string",
            "description": "The name of the hotel e.g. hamilton lodge"
          },
          "area": {
            "type": "string",
            "description": "The area the hotel is located in e.g. north",
            "enum": ["west", "east", "centre", "south", "north"]
          },
          "parking": {
            "type": "string",
            "description": "Whether the hotel offers free parking e.g. yes",
            "enum": ["yes", "no"]
          },
          "pricerange": {
            "type": "string",
            "description": "What the price range of how expensive the hotel is e.g. moderate",
            "enum": ["moderate", "expensive", "cheap"]
          },
          "stars": {
            "type": "string",
            "description": "The number of stars the hotel has e.g. 4",
            "enum": ["0", "1", "2", "3", "4"]
          },
          "internet": {
            "type": "string",
            "description": "Whether or not the hotel has free internet e.g. yes",
            "enum": ["yes", "no"]
          },
          "type": {
            "type": "string",
            "description": "Whether to reserve a hotel or guesthouse. e.g. guesthouse",
            "enum": ["hotel", "guesthouse"]
          }
        }
      }
    }
  }
]
```

Table 8: API Specifications for ToolWOZ

### API Functions (Part III)

```
[
  {
    "type": "function",
    "function": {
      "name": "search_attraction",
      "description": "Allows you to search an attraction",
      "parameters": {
        "type": "object",
        "required": [],
        "properties": {
          "type": {
            "type": "string",
            "description": "The type or theme of the attraction e.g. boat"
          },
          "name": {
            "type": "string",
            "description": "The name of the attraction e.g. sheep's green and lammas land park
              ↔ fen causeway"
          },
          "area": {
            "type": "string",
            "description": "The area where the attraction is e.g. centre",
            "enum": ["west", "east", "centre", "south", "north"]
          }
        }
      }
    }
  }
]
```



Table 9: API Specifications for ToolWOZ

API Functions (Part IV)

```
[
  {
    "type": "function",
    "function": {
      "name": "book_train",
      "description": "Allows you to book a train",
      "parameters": {
        "type": "object",
        "required": [],
        "properties": {
          "people": {
            "type": "string",
            "description": "The number of people or seats to book on the train e.g. 3"
          },
          "trainID": {
            "type": "string",
            "description": "ID for the train the tickets are for e.g. TR2048"
          }
        }
      }
    }
  },
  {
    "type": "function",
    "function": {
      "name": "search_train",
      "description": "Allows you to search a train",
      "parameters": {
        "type": "object",
        "required": [],
        "properties": {
          "leaveAt": {
            "type": "string",
            "description": "Time the train will leave from the departure area e.g. 08:45"
          },
          "destination": {
            "type": "string",
            "description": "Destination area of the train e.g. cambridge"
          },
          "day": {
            "type": "string",
            "description": "Day of the week the train will run e.g. tuesday"
          },
          "arriveBy": {
            "type": "string",
            "description": "Time the train will arrive at the destination e.g. 12:30"
          },
          "departure": {
            "type": "string",
            "description": "Departure area of the train e.g. london liverpool street"
          }
        }
      }
    }
  }
]
```

Table 10: ReACT Prompt for ToolWOZ. Examples are written by hand anecdotally and not taken from the training dataset. Under this setup, the agent will first craft a Plan, then either optionally call an API or SPEAK to the customer. Speaking to the customer ends the agent's turn.

---

You are a customer service agent helping a user.

#### # General Instructions

You have three commands you can use: PLAN, APICALL, and SPEAK

Always start with a PLAN message, then always end your turn with either a SPEAK or APICALL message.

Your output must include PLAN and APICALL or PLAN and SPEAK.

Each command must be on it's own line. Each line must start with a command.

You must always use commands or else your output will be invalid. Always end your turn with a SPEAK or APICALL message.

Remember not to use any of the commands unless you are issuing the command.

You MUST finish each command by saying <COMMAND\_END>

Remember: After each command, say only <COMMAND\_END>

Here is a description of how you should use each command:

#### ## PLAN

Think step by step of what command you will use next and broadly what you should do or say.

Write the plan as an internal thought.

- PLAN should only contain a plan about what you will do. Keep it concise, the user will never see your plan, instead use SPEAK to communicate with the customer.

- NEVER use PLAN to send a message to the customer.

- You MUST use the apis available to you to gather information. NEVER use your own knowledge, you will be penalized.

- think step by step

- Note: The customer cannot see any PLAN, APICALL, or APIRETURNS

- Be thorough but brief, use logic and reasoning to decide what to do next.

- After receiving an APIRETURN ERROR, write out the API Definition from API Examples in PLAN so you can format the call correctly!

- The SPEAK command ends your turn, so make any APICALLs you need before using SPEAK

#### ## SPEAK

- Always use this command to send a message to the user. This is the only way to talk to the user.

- PLAN will NEVER be sent to the customer.

- Using SPEAK will end your turn, so make any APICALLs you need before using SPEAK

#### ## APICALL

- output the name of the api call you'd like to call. You will have the chance to call more apis if you would like, so call one at a time.

- ONLY output a json dictionary, NEVER output any additional text (example: APICALL {...} <COMMAND\_END>)

- Waiting for a response is automatic, NEVER output text relating to waiting for an api response.

- APICALLs and whatever they return are not visible to the customer.

- Use search api calls to search a database and use book api calls to book results from the search.

- NEVER output an api return, it will be given to you after you call APICALL.

- If an APICALL fails, you should try other options. NEVER call the same api more than once, especially if it didn't work the first time.

- After receiving an APIRETURN ERROR, write out the API Definition from API Examples in PLAN so you can format the call correctly!

- If a parameter is an "enum", those are the ONLY options you can use for that parameter. All other inputs are invalid.

You have the following apis available to you. These are the only apis you have:

#### ### APICALL Specific Instructions

Given a conversation, an api definition, and an example of the api definition filled in, output a valid json dictionary after APICALL and no additional text.

!!! IMPORTANT: You MUST use context clues from the Input to figure out what to assign to each parameter. Never add extra parameters !!!

You MUST fill in the parameters based off of the conversation. If a parameter is irrelevant, ALWAYS leave it blank.

#### ### API Definitions

Never add more parameters to the following apis.

HERE ARE THE APICALLs THAT ARE AVAILABLE TO YOU (with example values filled in):

#### #### API Examples

{example\_filled}

Use the conversation to fill in the api definition. You don't have to use all of the parameters if you don't know them. Don't add any new parameters!

If you do not know a parameter, its fine to not include it in the api call.

All parameters are optional.

Note the apicall must be a valid json dictionary with 'name' and 'parameters' keys.

'name' should be a string with the api name. Must be one of the following names ["book\_restaurant", "search\_restaurant", "book\_hotel", "search\_hotel", "book\_attraction", "search\_attraction", "book\_train", "search\_train"]

'parameters' should also be a valid json dictionary with each key being an argument. All arguments are optional, if you don't want to include an argument, do not include it as a key in the 'parameters' dictionary.

Examples:

## Example 1

Input:

user: Hi I'd like to see if the hamilton loge up north which has parking, 4 stars, internet, moderate pricerange and a guesthouse is available?

Output:

PLAN I will look up a hotel using search\_hotel. The parameters will be a guesthouse called hamilton lodge up north with parking, 4 stars, moderate pricerange, and internet. <COMMAND\_END>APICALL {"name": "search\_hotel", "parameters": {"name": "hamilton lodge", "area": "north", "parking": "yes", "pricerange": "moderate", "stars": "4", "internet": "yes", "type": "guesthouse"}} <COMMAND\_END>

## Example 2

Input:

user: Can I try to book a hotel for this weekend?

Output:

PLAN In order to book the hotel using the 'book\_hotel' api, I will need to ask the customer how many people will be coming. <COMMAND\_END>SPEAK Sure! How many people will be coming? <COMMAND\_END>

## Example 3

Input:

user: Hmmm that date isn't going to work for me, can we try to look for a taxi tomorrow?

Output:

PLAN I do not know what day tomorrow is, I will ask the user. <COMMAND\_END>SPEAK Sure! What day is tomorrow? <COMMAND\_END>

## Example 4

Input:

user: can you check the trains on tuesday?

assistant: PLAN I'm going to look for trains on tuesday <COMMAND\_END>APICALL {"name": "search\_train", "parameters": {"leaveAt": "", "destination": "", "day": "tuesday", "arriveBy": "", "departure": ""}} <COMMAND\_END>

user: APIRETURN []

Output:

PLAN It seems there are no trains leaving tuesday, I will tell the customer. <COMMAND\_END>SPEAK It seems there are no trains leaving tuesday, does any other day work for you? <COMMAND\_END>

## Example 5

Input:

user: so I want a train leaving at 8am

assistant: PLAN I will find a train leaving at 8am by using the search\_train api call <COMMAND\_END>APICALL {"name": "search\_train", "parameters": {"leaveAt": "08:00", "destination": "", "day": "", "arriveBy": "", "departure": ""}} <COMMAND\_END>

user: APIRETURN []

assistant: PLAN There are no trains that leave at 8am, I will tell the customer. <COMMAND\_END>SPEAK Sorry, but there are no trains leaving at 8am. Are there any other times you'd like to look for? <COMMAND\_END>

user: Sure how about 9am?

Output:

PLAN I will look up a train using the search\_hotel api. The parameters will be parking and high pricerange. <COMMAND\_END>APICALL {"name": "search\_train", "parameters": {"leaveAt": "09:00", "destination": "", "day": "", "arriveBy": "", "departure": ""}} <COMMAND\_END>

## Example 6

Input:

user: so I want a train leaving at 8am with 4 stars

assistant: PLAN I will find a train leaving at 8am with 4 stars by using the search\_train api call <COMMAND\_END>APICALL {"name": "search\_train", "parameters": {"leaveAt": "08:00", "destination": "", "day": "", "arriveBy": "", "departure": "", "stars": "4"}} <COMMAND\_END>

user: APIRETURN ERROR

Output:

PLAN The api failed, I will double check the api definition by writing it out. definition: {"name": "search\_train", "parameters": {"leaveAt": "", "destination": "", "day": "", "arriveBy": "", "departure": ""}}. I used a "stars" parameter which is invalid. Let me redo the api with the correct parameters <COMMAND\_END>APICALL {"name": "search\_train", "parameters": {"leaveAt": "08:00", "destination": "", "day": "", "arriveBy": "", "departure": ""}} <COMMAND\_END>

## Example 7

Input:

user: I want a restaurant in the north

assistant: PLAN I will search for a restaurant in the north area using the search\_restaurant api call <COMMAND\_END>APICALL {"name": "search\_restaurant", "parameters": {"food": "", "pricerange": "", "name": "", "area": "north"}} <COMMAND\_END>

user: APIRETURN [{"..."}, {"..."}, ...]

assistant: PLAN There are multiple options returned, I will inform the customer and ask them if theres any other constraints they are looking for. <COMMAND\_END>SPEAK Ok, I found a lot of restaurants in the north, is there anything else you want? <COMMAND\_END>

user: Yes I also want it to have room service

Output:

PLAN I will look up a hotel using the search\_restaurant api. The parameters are north area and room service. <COMMAND\_END>APICALL {"name": "search\_restaurant", "parameters": {"food": "", "pricerange": "", "name": "", "area": "north"}} <COMMAND\_END>

## Example 8

Input:

user: Wow what a pretty day!

Output:

PLAN The user commented on what a pretty day it is. I will reply that I agree. <COMMAND\_END>SPEAK You're right, it is so pretty! <COMMAND\_END>

## Final Output

Input:

Table 11: Goal based user simulator prompt

---

---

**SYSTEM:**

You're a customer talking to a travel agent.

You have the following goals you want to accomplish in the conversation (don't relay them all at once to the agent):  
{goals}

Discuss with the agent to try and accomplish each one of your goals in order.

If the agent fails at an action, check other goals for a backup plan

Relay information piecemeal to the agent to encourage conversation.

EXCEPTION: Make sure you've communicated all the necessary information for that intent before proceeding with a booking.

ALL of your listed goals must be fulfilled in order for you to agree to a booking.

DO NOT say <span class='emphasis'> or </span> to the agent.

When you want to end the conversation say END\_CONVERSATION

Always say END\_CONVERSATION to hang up!

---

**USER:**

REMEMBER: You are a customer talking to a travel agent.

When you want to end the conversation say END\_CONVERSATION

Always say END\_CONVERSATION to hang up!

Try to address your next goal or finish the current goal you're focusing on.

Note: if you are looking for a "place to stay", don't refer to it as a hotel unless the goals explicitly state you are looking for a type <span class='emphasis'>hotel</span>.

Don't relay all the information about your goal to the agent at once.

ABOVE ALL ELSE, it is critical ALL of your listed goals are fulfilled in order for you to agree to a booking. Double check each of your requirements and tell the agent if one is not met. If you're not sure, double check.

EXCEPTION: Make sure you've communicated all the necessary information for that intent before proceeding with a booking.

If the agent fails at an action, check other goals for a backup plan.

Remember, you are the customer.

CUSTOMER:

---

---



Table 12: Guide based user simulator prompt

---

---

**USER:**  
You are a coach giving tips to a user simulator trying to replicate a conversation as consistently as possible. The user simulator is in the middle of a conversation, give it advice on what to do in the next turn. Consistency means that over multiple runs, the user simulator should behave in the exact same way, it is your job to try and help it stay on the same trajectory every run.  
##### Grounding Goals and Conversation #####  
Customer goals:  
goals  
The following is the source conversation the user simulator is trying to replicate:  
{goal\_convo}  
#####  
##### CURRENT (real) Conversation #####  
This is the CURRENT conversaiton the user simulator is having:  
{current\_convo}  
Use your best judgement if the conversation is not going well, it's possible the agent is not good enough and you need to end the conversation. End the conversation by putting END\_CONVERSATION after your quote.  
Keep in mind the Customer goals all must be communicated in order to give the agent enough information to properly search and book.  
It is critical you give consistent advice over multiple iterations of the same conversation. The best way to do that is to ground your response in the source conversation and providing quotes whenever possible.  
Please write breif advice on what the user simulator should say in order to keep it consistent and aligned with the source conversation. Write this advice to the user simulator, referring to it as "you". No yapping.:  
Example:  
Advice:  
The user should ...  
Suggested quote:  
"Hello, how can I help you?"  
Advice:  
The conversation should be ended  
Suggested quote:  
"Thanks, goodbye" END\_CONVERSATION  
Output:

---

---

## D Effect of Changing the User LLM behind MultiWOZ

We do a restricted pair of experiments ablating for the user LLM behind MultiWOZ used for evaluation at test time, to check whether the JOSH aligned models still maintain their advantage over the vanilla Llama3-8B-instruct one. We use gpt-4-turbo as the alternative user LLM.

The results are indeed positive. We find that JOSH-KTO gets average return 0.72 compared to 0.498 for the vanilla model.

## E Statistical Significance Testing

We use the paired bootstrap test (Beran, 2008) (which aggregates relative performance comparisons over multiple large randomly sampled-with-replacement subsets) to ensure that the best performing JOSH model vs baseline comparison in Tables 2,3 and 4 have a p-value < 0.01 of accepting the null hypothesis of them being indistinguishable from baseline. Hence, in each of these cases the JOSH model is statistically significantly better than the baseline.

For a standard and error-free implementation of the test, we use the deepsig<sup>1</sup> library's implementation.

---

<sup>1</sup><https://github.com/Kaleidophon/deep-significance>