

PVAC: Package Version Activity Categorizer, Leveraging Semantic Versioning in a Heterogeneous System

Shane K. Panter · Lucas S. Hindman ·
Nasir U. Eisty

Received: Nov 6, 2024 / Accepted: date

Abstract Context: Modern open-source software ecosystems, such as those managed by GNU/Linux distributions, are composed of numerous packages developed independently by diverse communities. These ecosystems employ package management tools to facilitate software installation and dependency resolution. However, these tools lack robust mechanisms for systematically evaluating the development activity and versioning dynamics within their heterogeneous software environments. **Objective:** This research aims to introduce a systematic method and a prototype tool for assessing version activity within heterogeneous package manager ecosystems, enabling quantitative analysis of software package updates. **Method:** We developed a **P**ackage **V**ersion **A**ctivity **C**ategorizer (PVAC) that consists of three components. The Version Categorizer (VC), which categorizes diverse semantic version numbers, a Version Number Delta (VND) component, which calculates a numeric score representing the aggregated semantic version changes across packages at the ecosystem level, and finally, an Activity Categorizer (AC) that categorizes the activity of individual packages within that ecosystem. PVAC utilizes tailored regular expressions to parse semantic versioning details (epoch, major, minor, and patch versions) from diverse package version strings, enabling consistent categorization and quantitative scoring of version changes. **Results:** PVAC was empirically evaluated using a dataset of 22,535 packages drawn from recent releases of Debian and Ubuntu GNU/Linux distributions. Our findings demonstrate PVAC's effectiveness for accurately categorizing versioning schemes and quantitatively measuring version activity across releases. We provide empirical evidence confirming that semantic versioning, including adapted variations,

S. K. Panter [0009-0009-1852-3655], L. S. Hindman [0009-0004-8949-9342]
Computer Science, Boise State University, USA
E-mail: {shanepanter, lukehindman}@boisestate.edu

N. U. Eisty [0000-0001-5228-4664]
EECS, University of Tennessee Knoxville, USA
E-mail: neisty@utk.edu

is predominantly employed across these ecosystems. **Conclusions:** PVAC represents an effective solution for systematically assessing and monitoring the software package version activity within heterogeneous ecosystems. By providing clear metrics for software activity at both the ecosystem and individual package levels, PVAC helps software maintainers and researchers precisely identify packages that require updates or security remediation, thereby reducing potential security risks, technical debt, and technical lag.

Keywords open-source software (OSS) · Package managers · Development Activity · Community Health Analytics in Open Source Software (CHAOSS) · Semantic Versioning, semver

1 Introduction

Modern software is built on a foundation of many software packages. Package managers provided as part of the operating system are heterogeneous, in contrast to a homogeneous system such as the Node Package Manager (NPM)¹. A fundamental distinction between the two lies in their handling of software diversity: homogeneous package managers are comprised of software packages that conform to a standardized versioning scheme, are authored in the same language, and typically use the same build system (Pinckney et al., 2023). This uniformity simplifies dependency resolution, update tracking, and version compatibility management. In contrast, heterogeneous package managers (Nussbaum and Zacchiroli, 2010), such as Debian’s Advanced Packaging Tool² (apt), manage software from diverse sources, each potentially following distinct programming languages, build systems, and versioning strategies. This inherent diversity poses challenges in uniformly assessing software activity at the ecosystem level, necessitating more sophisticated tools and methodologies for systematic evaluation.

In this paper, we present the Package Version Activity Categorizer (PVAC), a method and a prototype tool that leverages semantic versioning information to systematically assess ecosystem activity within a heterogeneous package manager system. At its core, PVAC can categorize a diverse set of version numbers with the Version Categorizer (VC) component, calculate a single number to measure the technical lag of the ecosystem with the Version Number Delta (VND) component, and drill down to individual packages using the Activity Categorizer (AC) component for fine-grained analysis. By categorizing the semantic version number with the AC component and quantifying version activity with the VND and AC components, PVAC can provide clear and consistent assessments of a software ecosystem that includes all the software required to run a complete system, not just packages that are directly linked to an application. This systematic measurement helps maintainers identify potentially outdated or insecure packages that require detailed security analysis

¹ <https://www.npmjs.com/>

² <https://www.debian.org/doc/manuals/debian-faq/pkgtools.en.html>

or updates, thereby reducing security vulnerabilities and technical lag in software ecosystems.

Systems built upon the foundation of a distribution such as Debian provide flexibility and have been used for smartphones, servers, and desktops. However, issues like the HeartBleed bug in OpenSSL (CVE-2014-0160) (RedHat, 2014), ShellShock in BASH (CVE-2014-6271) (GNU/Linux, 2014), and more recently the out-of-bounds memory access in GLIBC `qsort()` (CVE-2023-6246) (RedHat, 2024) all occur in packages that are necessary for a system to run, but may not be directly linked to an application, thus obscuring potential vulnerabilities in the software supply chain. Tools and methods capable of systematically evaluating the entire software ecosystem are essential for identifying issues to reduce technical lag (Gonzalez-Barahona et al., 2017) and improve the security and stability of a system.

The main contributions of this paper are as follows:

- We demonstrate that it is possible to categorize semantic version information in a heterogeneous software system.
- We present a novel method to measure the technical lag of a software ecosystem.
- We demonstrate the ability to view the activity of individual packages for fine-grained analysis.
- We have constructed and shared a dataset that the research community can use for future work and extensions.

The remainder of this paper is organized as follows: Section 2 provides the information to frame the research questions. Section 3 describes our research questions and is the paper’s primary focus. We then follow with a related work discussion in Section 4. Section 5 describes our methodology, while Section 6 presents the results. Section 7 presents our discussion of the results, and we explore the threats to validity in Section 8. Finally, Section 9 concludes the paper and discusses future work.

2 Background and Motivation

In the early days of software engineering, there was no well-defined concept regarding external dependencies and dependency management; companies would implement entire systems from scratch³. As software development matured and open-source software (OSS) became more prevalent (Miller et al., 2023; Goggins et al., 2021; Guizani et al., 2023), it became clear that reusing code was a more efficient way to develop software. Thus, package managers emerged as a method to manage these reusable components with minimal effort. Package managers are ubiquitous in modern software development and come in homogeneous and heterogeneous flavors. Our goal is to assess the activity of software managed by heterogeneous systems using only the semantic versioning information.

³ The invention of Unix. <https://www.bell-labs.com/institute/blog/invention-unix/>

An early example of a heterogeneous package manager is from the Debian project, which introduced the `apt` package manager (Nguyen and Holt, 2012) in 1998. `apt` was designed to simplify software maintenance within Debian-based distributions by automating the maintenance process. Unlike homogeneous package managers, such as `npm`, which are typically built around a single programming language, directly linked to a final application, and updated independently, heterogeneous package managers such as `apt` provide critical packages such as `libc`⁴, language runtimes such as `Node.js`⁵, and system utilities such as `bash` that are necessary for the system to run and are installed outside of a homogeneous package manager. Practitioners must take into account the activity of the entire ecosystem, even if a direct link is not apparent, to reduce security vulnerabilities and technical lag (Gonzalez-Barahona et al., 2017).

The following sections provide the necessary background to understand our work. We first discuss semantic versioning in Section 2.1 as it is the core focus of PVAC. We then provide an overview of the health of OSS in Section 2.2 to highlight efforts in the community on software health, Section 2.3 provides a brief overview of package managers and finally, Section 2.4 discusses technical lag.

2.1 Semantic Versioning

Semantic versioning (Preston-Werner, 2024), commonly known as `semver`, is a powerful method helping developers understand the impact of upgrading a package. It is a method that conveys the nature of modifications of a software package in the version number itself. The core principle of semantic versioning is to communicate the impact of changes on compatibility and functionality to users and developers. By examining the semantic version information of the packages, we can assess the system as a whole. If we look at the package manager as an ecosystem⁶, we can leverage the semantic versioning information to assist practitioners in assessing entire ecosystems, not just individual packages.

In software development, there is a common term called “Dependency Hell”⁷. This term refers to a problematic situation arising when a software package has complex or nested dependencies, where each dependency may depend on further packages, some of which may not be apparent. Such intricate dependency chains can lead to software failing to run due to unmet dependencies, making identifying, resolving, and installing the correct dependencies particularly challenging or, in some cases, virtually impossible. While the “Dependency Hell” problem has not been completely solved, methods such as semantic versioning

⁴ <https://www.gnu.org/software/libc/>

⁵ <https://nodejs.org/en>

⁶ <https://chaoss.community/kbtopic/ecosystem/>

⁷ This is a humorous homage to the term `DLL Hell` which originated in early Microsoft systems.

have been created to help mitigate the problem. The core principles of semantic versioning are as follows:

- **Epoch** - An optional leading integer in version strings indicating a significant, non-backward-compatible update. The epoch number precedes semantic version fields (major, minor, patch) and signals substantial changes beyond typical semantic versioning increments.
- **Major** - This number is incremented when developers make breaking changes to the Application Programming Interface (API)
- **Minor** - This number is incremented when adding functionality in a backward-compatible manner
- **Patch** - The patch version number is incremented when making backward-compatible bug fixes.

For example, consider a package that has a version of 3.1.0 when it is incorporated into a project. A consumer of this package could safely specify a dependency greater than or equal to 3.1.0 but less than 4.0.0. When bug fixes are applied, the developers increment the patch version to 3.1.1, indicating that it is still compatible. If new backwards-compatible features are added, the minor version may be incremented to 3.2.1. Only when a substantial modification renders the library incompatible with preceding versions would the major version number be incremented to 4.0.0, indicating a breaking change. This system allows developers to quickly assess the impact of upgrading a package based on the version number alone (Preston-Werner, 2024).

2.2 Health of OSS

The Linux Foundation has significant motivation to ensure that OSS stays healthy and has founded a working group referred to as Community Health Analytics in Open Source Software (CHAOSS)⁸ in 2017. CHAOSS is dedicated to creating metrics, methodologies, and software to help stakeholders understand and evaluate the health of software projects. CHAOSS defines metrics across various dimensions to provide a comprehensive view of a project. A project can select the metrics that best capture the required facets to communicate the status and health of the project. Not all metrics are relevant to every project, and the CHAOSS project encourages selecting metrics most applicable to a specific project or organization.

Given our goal of assessing the activity of packages installed with heterogeneous package managers, we are particularly interested in the ecosystem family⁹ of metrics, which provides a set of metrics to evaluate the health of the entire system rather than a single individual project. For example, the Libyears metric is based on a paper (Cox et al., 2015) that laid the foundations for our research. The Libyears metric focused only on Java systems that manage

⁸ <https://chaoss.community/about-chaoss/>

⁹ <https://chaoss.community/kbtopic/ecosystem/>

their dependencies through Maven¹⁰ and primarily focused on the release dates of the package, not the semantic version number. Our goal is to extend this concept to heterogeneous package managers with no unified semantic versioning scheme, which presents a unique challenge to solve.

2.3 Package Managers

Package managers are tools that install, remove, upgrade, and configure packages in an automated manner. These tools do not have to be specific to a particular language, such as `npm`. They can be used independently to install source code, executables, libraries, or plain text. Package managers can be straightforward and only install software, or they can be very complex and manage dependencies and versions automatically. We are interested in package managers installing software from diverse projects and sources for this paper.

For a package manager such as `apt`, maintaining software packages involves several roles working together across different layers of the software supply chain. At the top are upstream developers, who create and evolve the source code of a software project. Distribution package maintainers adapt the upstream source for inclusion in a specific distribution, like Debian or Ubuntu. Finally, distribution maintainers coordinate the integration of all packages into a cohesive, stable release (Nguyen and Holt, 2012).

While package managers excel at installing software and managing dependencies, they do not inherently provide mechanisms to evaluate the overall version activity within the software ecosystem. One significant consequence of insufficient evaluation and updating of package versions is known in the literature as technical lag (Gonzalez-Barahona et al., 2017), which represents how outdated or behind the packages within a system are relative to the latest available versions. Thus, a methodology and tool support for managing dependencies is essential for developers to ensure their software is up-to-date and secure.

2.4 Technical Lag

Gonzalez-Barahona et al. (2017) coined the term technical lag to describe the difference between the version of a package used by a project and the latest version of the package; it is a theoretical model that measures how outdated a software system or its dependencies are. The package users must first define the “gold standard” to measure technical lag. What qualifies as a “gold standard” is different for every system. Once you have the standard, you must define distance metrics or lag functions to compute the lag. Lag typically arises due to the complexity and resource costs associated with regularly updating dependencies, even though timely updates are critical for software quality, security, and reliability (Stringer et al., 2020).

¹⁰ <https://maven.apache.org/>

However, assessing and managing technical lag is considerably more challenging at the ecosystem level due to the diverse independent versioning schemes, as with operating system distributions. The variability and complexity of versioning schemes can obscure the system’s activity, making it difficult to track the current state systematically. Consequently, maintainers and developers lack effective mechanisms for clearly identifying stale or inactive packages, directly amplifying risks associated with technical lag.

3 Research Questions

This section describes the research questions that drive the study. Our work aims to detect activity within a heterogeneous package manager system at both the ecosystem level and individual package level by leveraging the information of each package in the context of the system as a whole. Many studies have been conducted on activity within homogeneous package manager systems (Cox et al., 2015; Dann et al., 2023; Decan and Mens, 2021; Dietrich et al., 2019), but to our knowledge, no study has been conducted on semantic versioning activity in heterogeneous systems. Therefore, we propose the following research questions (RQs):

RQ1: How well does PVAC categorize versioning schemes in a heterogeneous system, and to what extent is semantic versioning followed?

Categorizing versioning schemes refers to systematically identifying and categorizing package version numbering conventions. Each software package may employ varying versioning schemes, from strictly following semantic versioning, adhering to slightly modified semantic structures (e.g., including epochs), or employing custom distribution native formats. PVAC was explicitly designed to recognize and categorize these diverse versioning formats automatically.

RQ2: How well does the Version Number Delta (VND) component detect activity in an ecosystem compared to established methods?

To track the activity of packages, it is helpful to be able to assign a score to the system as a whole. A single score can be communicated and integrated into a continuous integration and deployment (CI/CD) pipeline. PVAC introduces a method to determine a single score using only the semantic versioning information. In this research question, we determine the optimum VND weights through empirical analysis and compare the results to a more traditional approach using the release date.

RQ3: How well does PVAC categorize the activity of an individual package within a heterogeneous system?

In addition to a total system view, we look at individual packages to determine the activity level. This allows the user to identify potential problematic software for a deeper analysis.

4 Related Work

Our analysis of the related work found three related threads of research: the health of OSS, semantic versioning, and technical lag. We will discuss each of these threads in Sections 4.1, 4.2, and 4.3.

While the existing literature thoroughly explores package management in homogeneous ecosystems such as `npm`, our study specifically addresses unique challenges posed by heterogeneous ecosystems like Debian’s `apt`, which integrates diverse versioning schemes and multiple upstream projects. This distinction is crucial as it highlights the need for a tailored approach to assess and categorize package activity across a varied landscape of software projects.

4.1 Health of OSS

Metrics to communicate and keep OSS projects healthy are an open research topic that has been studied by many researchers (Tan and Zhou, 2019; Linåker et al., 2022; Dijkers et al., 2018; Goggins et al., 2021; Guizani et al., 2023). These efforts will continue to grow due mainly to government requirements for creating secure and reliable software. Linåker et al. (2022) conducted a snowball literature review of publications on the health of OSS projects and found 107 health characteristics divided among 15 themes that can be used to characterize the health of OSS projects. They also confirmed the importance of not analyzing the OSS project in isolation. We must consider its dependencies and ties to other projects to get a complete view of its health.

Package freshness is an essential aspect of the health of an OSS project. Freshness relates to how up-to-date the software is, with stale software being more likely to have security vulnerabilities (Cox et al., 2015). Legay et al. (2020, 2021) studied the freshness of GNU/Linux users to determine their perception of package freshness in various distributions. They found that users perceive distributions such as Debian and CentOS as stable, meaning they take several months to get new versions. In contrast, distributions such as Arch and OpenSUSE Tumbleweed are perceived as fresh, meaning that the software is updated as soon as it is available.

Finally, if a project is not healthy, it may be abandoned. Researchers have studied the abandonment (Avelino et al., 2019) of OSS projects to determine how to prevent it, how to deal with it when it occurs (Miller et al., 2023), and how to predict it (Li et al., 2022). Metrics such as the Truck Factor and the OSS Abandonment Risk Assessment (OSSARA) (Li et al., 2022) model have been defined and used for OSS projects to determine how many developers would need to leave a project before it would fail.

4.2 Semantic Versioning

Semantic versioning has been studied in the context of package managers and dependencies (Dietrich et al., 2019; Decan and Mens, 2021) to understand

how well projects follow semantic versioning and how to improve the adoption of semantic versioning. Since semantic versioning is just a policy, and there is no enforcement mechanism, there have been some high-profile cases of breaking changes introduced in minor and patch versions violating the semantic versioning policy (Jayasuriya et al., 2025).

In addition to researching how well projects follow the semantic version policy, research into how to detect breaking changes in package managers (Kong et al., 2024) has been conducted, and the reasons why projects do not follow the semantic versioning policy have been studied. Jayasuriya et al. (2023) found that almost half of the detected clients impacting breaking changes violate the semantic versioning scheme by introducing breaking changes in non-major updates.

4.3 Technical Lag

Technical lag represents a significant concern in software development and maintenance, occurring when software systems or their dependencies are not promptly updated to their most recent or stable versions. This phenomenon typically emerges from the trade-offs development teams must manage, balancing the immediate cost and risk of updating against the longer-term consequences of using outdated software, such as increased vulnerability to security threats, reduced compatibility, and potential system instability (Stringer et al., 2020; Gonzalez-Barahona, 2020).

Previous research highlights the widespread occurrence and impact of technical lag, notably within homogeneous package ecosystems such as `npm`, Maven, and PyPI (Decan et al., 2018; Decan and Mens, 2021; Lam et al., 2020; Zerouali et al., 2018, 2019, 2021). These studies underscore that technical lag can lead to severe security vulnerabilities, as outdated software packages may lack critical patches or updates necessary for mitigating newly discovered exploits. Moreover, compatibility issues caused by technical lag can escalate integration difficulties, forcing developers into costly refactoring or adaptation efforts to ensure compatibility with more recent versions or other software dependencies.

Recent advancements include automated solutions to detect and minimize technical lag through dependency management tools, version alerts, and automated patching mechanisms (Dann et al., 2023). However, these tools predominantly cater to homogeneous environments and rely on clear semantic versioning and consistent package management practices. In heterogeneous environments, the diversity in versioning schemes and update frequencies demands a more sophisticated, adaptable approach, which is precisely what our research aims to address.

4.4 Summary of Related Work

Prior studies primarily explored software ecosystem health, semantic versioning, and technical lag within homogeneous software systems. Our research extends these findings by developing methods and a prototype tool for heterogeneous package managers. This explicit focus on heterogeneity addresses a previously overlooked challenge, enhancing practical applicability and theoretical understanding of software ecosystems' dynamics.

5 Methodology

In this section, we present our methodology and dataset construction. The high level architecture is depicted in Fig. 1 and is composed of three main components: the *Version Categorizer* which is described in Section 5.1 and evaluated in Section 6.1, the *Version Number Delta* component which is described in Section 5.2 and evaluated in Section 6.2, and the *Activity Categorizer* which is described in Section 5.3 and evaluated in Section 6.3. Finally, we describe our dataset and how it was constructed in Section 5.4.

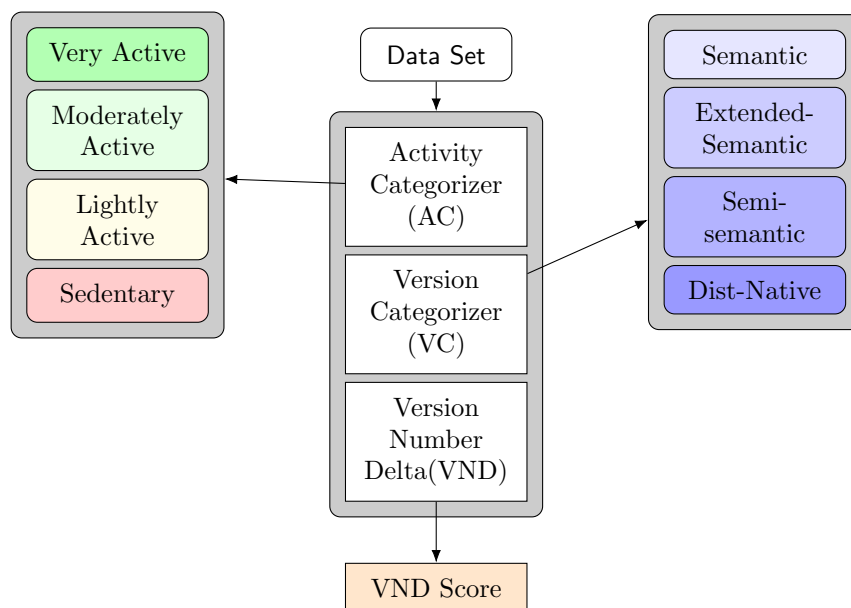


Fig. 1 High-level architecture of PVAC. The architecture consists of three main components shown in the center: the Activity Categorizer (AC), the Version Categorizer (VC), and the Version Number Delta (VND). The left side shows the possible activity levels for the packages in the dataset. The right side shows the possible version categories for the packages in the dataset.

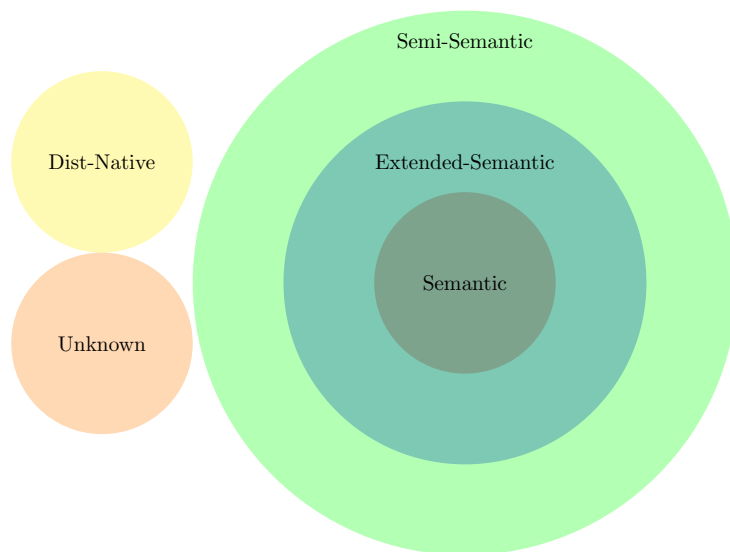


Fig. 2 Euler diagram showing the version categories and their relation. The Semantic category is the most common for packages that follow the official semantic versioning specification. The Extended-Semantic category is used for packages that prepend an epoch value to the version string. The Semi-Semantic category allows leading zeros and makes the patch field optional. The Dist-Native category is used for packages that are specific to a distribution. The Unknown category is used for packages with version strings that do not match any known category.

5.1 Version Categorizer (VC)

The Version Categorizer component categorizes the version strings of each package in a heterogeneous package management system. The contribution of the Version Categorizer is the ability to categorize version strings from various versioning schemes into one of four categories: Semantic, Extended-Semantic, Semi-Semantic, and Dist-Native. The Semantic class is a well-known standard (Preston-Werner, 2024) that is widely used in the software industry. The Extended-Semantic and Semi-Semantic categories are additions that are described in Sections 5.1.1 and 5.1.2. They are supersets of the official semantic version standard. The Dist-Native is described in Section 5.1.3 and is used for version strings specific to a distribution. Unknown is used for version strings that do not conform to the other categories and need new regular expressions or custom code to categorize them. We visually show the relationship between the categories as an Euler diagram in Fig. 2.

The Version Categorizer uses a carefully validated set of regular expressions, which were iteratively developed by analyzing and manually labeling a random sample of packages from our dataset. PVAC takes advantage of several common patterns that can easily be combined into a single regular expression to reduce the total number of expressions necessary. Listing 1 shows a sample of the

regular expressions used to categorize the version strings, and Section 7.3 explores alternative approaches that could be used.

```

# Official Semantic
{"pattern":re.compile(r"^(?P<major>0|[1-9]\d*)\.(?P<minor
↳ >0|[1-9]\d*)\.(?P<patch>0|[1-9]\d*)(?:-(?P<
↳ prerelease>(?:0|[1-9]\d*|\d*[a-zA-Z-][0-9a-zA-Z
↳ -]*)?(?:\.(?:0|[1-9]\d*|\d*[a-zA-Z-][0-9a-zA-Z-]*)
↳ *))*?(?:\+(?P<buildmetadata>[0-9a-zA-Z-]+(?:\.[0-9a-
↳ zA-Z-]+)*))?$"), "class_group":"Semantic"},
# ExtendedSemantic: Match epoch prepended to version
↳ string based upon official apt versioning policy
{"pattern":re.compile(r"^(?P<epoch>0|[1-9]\d*):)?(?P<
↳ major>0|[1-9]\d*)\.(?P<minor>0|[1-9]\d*)\.(?P<
↳ patch>0|[1-9]\d*)(?:-(?P<prerelease>(?:0|[1-9]\d*|\
↳ d*[a-zA-Z-][0-9a-zA-Z-]*)?(?:\.(?:0|[1-9]\d*|\d*[a-
↳ zA-Z-][0-9a-zA-Z-]*)*))?(?:\+(?P<buildmetadata
↳ >[0-9a-zA-Z-]+(?:\.[0-9a-zA-Z-]+)*))?$"), "
↳ class_group":"ExtSemantic"},
# SemiSemantic: Allow version numbers to start with 0;
↳ Make the patch field optional and separated by
↳ either a . or a lower-case p
{"pattern":re.compile(r"^(?P<epoch>0|[1-9]\d*):)?(?P<
↳ major>[0-9]\d*)\.(?P<minor>[0-9]\d*)(\.|p|pl)(?P<
↳ patch>[0-9]\d*))?(?:-(?P<prerelease>(?:[0-9]\d*|\d
↳ *[a-zA-Z-][0-9a-zA-Z-]*)?(?:\.(?:[0-9]\d*|\d*[a-zA-
↳ Z-][0-9a-zA-Z-]*)*))?(?:\+(?P<buildmetadata>[0-9a-
↳ zA-Z-]+(?:\.[0-9a-zA-Z-]+)*))?$"), "class_group":"
↳ SemiSemantic"}

```

Listing 1 Example regular expressions that will categorize a package that uses semantic versioning in a heterogeneous package system like apt.

5.1.1 Extended-Semantic Category

The Debian policy documentation defines the requirements for distributions that use the apt package management system. This policy describes an optional **epoch** value that can be prepended and an optional **debian revision** that can be appended, encapsulating the original upstream version information. According to the Debian versioning policy, “[Epoch] is a single (generally small) unsigned integer. It may be omitted, in which case zero is assumed. When comparing two version numbers, first the epoch of each is compared, then the upstream_version if epoch is equal, and then debian_revision if upstream_version is also equal.” (Jackson and Schwarz, 2024)

The Extended-Semantic category checks for the prepended epoch value at the head of an otherwise semantic version string. Based upon the Debian

versioning policy, the Semantic category would also be considered Extended-Semantic, with the epoch value of 0 omitted. The categorizer always applies the most specific category, so if a version string matches both the Semantic and Extended-Semantic regular expressions, it will be categorized as Semantic.

5.1.2 *Semi-Semantic Category*

The Semi-Semantic category removes additional constraints to categorize as many packages as possible without manual intervention. We define the Semi-Semantic category as follows:

1. Allow version numbers with leading zeros, such as 001.
2. Make the patch field optional. Packages without patch fields are assigned a patch value of 0.
3. Recognize patch fields separated from the minor field by either a ‘.’ or a lowercase ‘p’ or ‘pl’.

5.1.3 *Dist-Native Category*

The Dist-Native category is used for packages specific to a distribution and don't have an upstream source. In the case of the Debian distribution, the mentor's FAQ¹¹ describes the two types of packages in a Debian system and their derivatives: native and non-native. PVAC categorizes native packages as Dist-Native, while non-native packages are categorized as Semantic, Extended-Semantic, or Semi-Semantic. For example, the package `bedtools` (Table 4) has been modified to conform to Debian policies.

The majority of packages in the Debian distribution are non-native, meaning 3rd parties maintain them and may be used by a variety of Linux distributions. Keeping packages labeled as Dist-Native provides an interesting view of distribution-maintained packages vs external packages.

5.2 Version Number Delta (VND)

The CHAOSS project defines Libyears as “[w]hat is the age of the project's dependencies compared to the current stable releases”.¹² Cox et al. (2015) introduced this metric for evaluating OSS packages and described several methods of calculating the final score. One method describes using the semantic version number described in Section 2.1 to create a tuple that could then be used to calculate a version delta, while another method uses the release date. The authors only evaluated packages based on the release date and stated that there is no meaningful way to aggregate all the version numbers together due to the extreme variability between projects and how they assign version numbers.

¹¹ <https://wiki.debian.org/DebianMentorsFaq>

¹² <https://chaoss.community/kb/metric-libyears/>

To overcome the limitations of the version number delta identified by Cox et al. (2015), we defined formula 1 for PVAC that uses a weighted semantic versioning scheme to calculate the Version Number Delta (VND), a single score quantifying overall package version activity, between two versions of a package in a heterogeneous package management system. When combined with the Version Categorizer as described in 5.1, we derive a single numeric score enabling software maintainers and release managers to track ecosystem activity and prioritize critical dependency updates.

$$\Delta = \sum_{i=1}^n ((major2_i * Q) + (minor2_i * R) + (patch2_i * S)) - ((major1_i * Q) + (minor1_i * R) + (patch1_i * S)) \quad (1)$$

In semantic versioning, the major version signals changes that break API backward-compatibility, the minor version signifies new functionality in a backward-compatible way, and the patch version typically addresses backward-compatible bug fixes (Preston-Werner, 2024). Intuitively, developers often treat major version increments as a costlier, riskier change requiring more integration resources. Meanwhile, minor and patch increments, though less risky, are vital because they can introduce feature improvements, performance changes, or fix newly discovered security flaws.

To reflect this hierarchy, VND weights these components differently, where Q , R , and S quantify the relative “cost” or “impact” of increments in the major, minor, and patch fields, respectively. Although the semantic versioning specification conceptually assigns a higher importance to the major field, the minor and patch fields can still carry significant meaning for evolving software ecosystems. For instance, a fast-paced project might release new features (minor increments) every few weeks, whereas a “stable” project might rarely update its major version but produce numerous critical security patches. Consequently, weighting must balance the theoretical hierarchy of version fields against practical observations of how the ecosystem evolves.

We conducted a sensitivity analysis using a Total-Order Index (STST) to determine empirically sound weights. In particular, we randomly sampled triplets (Q, R, S) and measured how changes in each weight influenced the final VND score relative to established methods, such as using the release date. Our analysis (detailed in Section 6.2) found that major, minor, and patch changes each contributed a non-trivial impact to overall software activity. However, major increments remained slightly more significant in the optimal weighting.

5.3 Activity Categorizer (AC)

The AC component identifies individual packages that have not seen any updates between releases, allowing practitioners to quickly identify specific packages that require immediate updates or vulnerability assessments. While the VND component gives a global view of ecosystem activity, the AC provides

the ability to drill down and see activity at the package level. The AC component takes the version strings for the same package across two different releases to determine the package's activity level.

```
def pvac(pkg_R1, pkg_R2):

    sem_R1 = lookup_sem_class(pkg_R1)
    sem_R2 = lookup_sem_class(pkg_R2)

    if sem_R1['epoch'] != sem_R2['epoch']:
        return None

    activity_level = "Sedentary"

    if sem_R1['major'] != sem_R2['major']:
        activity_level = "Very_Active"
    elif sem_R1['minor'] != sem_R2['minor']:
        activity_level = "Moderately_Active"
    elif sem_R1['patch'] != sem_R2['patch']:
        activity_level = "Lightly_Active"

    return activity_level
```

Listing 2 Pseudocode implementation of the Activity Categorizer.

Table 1 Activity level categories and their respective descriptions.

Activity Level	Description
Very Active	Differences found in major version
Moderately Active	Matching major version, but a difference was found in the minor version
Lightly Active	Matching major and minor versions, but a difference was found in the patch version
Sedentary	Matching major, minor, and patch versions

Based on the Debian versioning policy, it is only valid to compare versions with the same epoch. If the upstream major version differs between the two versions, the AC component categorizes the package as **Very Active** over the period between the two releases. If the upstream major version is the same, but the minor version has changed, AC categorizes the package as **Moderately Active** over the evaluation period. If the upstream major and minor versions are identical, but the patch level has changed, AC categorizes the package as **Lightly Active**. Finally, if both releases' upstream major, minor, and patch versions are identical, the package is categorized as **Sedentary**. Table 1 provides a more concise description of the AC Categories, and Listing 2 shows a pseudocode implementation of the AC component.

5.4 Data Set Construction

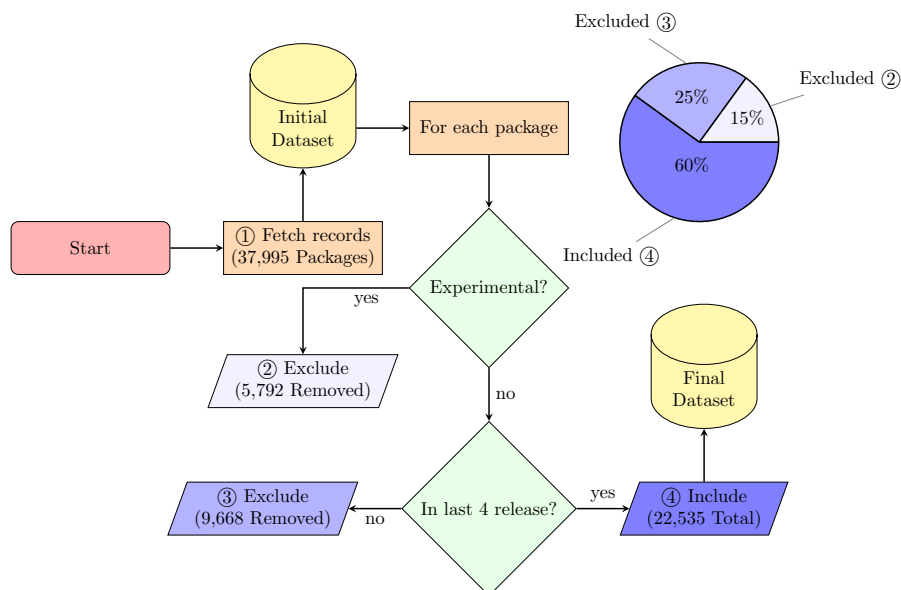


Fig. 3 Methodology for constructing the dataset using the Ultimate Debian Database (UDD). The annotated figure shows the process of extracting the necessary information. The pie graph in the upper right visualizes the number of excluded and included packages from the original dataset. Section 5.4.1 describes items ①, ②, ③, and ④ in detail.

Table 2 Distribution of the number of packages across all releases of the apt package manager system. The table shows the number of packages for each release, the total number of packages, and the mapping between Debian and Ubuntu release names.

Release	Ubuntu	Debian	Count
10	18.04 LTS	buster	5,657
11	20.04 LTS	bullseye	5,748
12	22.04 LTS	bookworm	6,070
13	24.04 LTS	trixie	5,060
Total			22,535

5.4.1 Dataset Construction Overview

As of 2025, distrowatch.com¹³ lists 125 out of 273 distributions, basing their package management system on apt. This gives apt-based systems a market

¹³ <https://distrowatch.com/search.php>

Table 3 A selected sample of the constructed dataset. The table shows the UDD release number, distribution (Ubuntu and Debian), package name, version, and date. The raw database is stored in a CSV file and is used as input to PVAC.

Release	Ubuntu	Debian	Package	Version	Date
13	24.04 LTS	trixie	r-cran-spp	1.16.0-2	2020-09-23
11	20.04 LTS	bullseye	gnome-firmware	3.36.0-1	2020-12-01
10	18.04 LTS	buster	grap	1.45-1	2016-11-22
12	22.04 LTS	bookworm	kasumi	2.5-11	2022-12-04
10	18.04 LTS	buster	nullmailer	1:2.2-3	2018-12-24
13	24.04 LTS	trixie	switcheroo-control	2.6-3	2024-05-29
13	24.04 LTS	trixie	dnstracer	1.9-8	2023-12-08
13	24.04 LTS	trixie	libnxt	0.5.2-1	2025-02-25
12	22.04 LTS	bookworm	devhelp	43.0-3	2022-12-19
10	18.04 LTS	buster	loki	2.4.7.4-8	2018-10-12

share of 45.8%. Therefore, for our automated dataset construction, we chose to focus our evaluation on distributions based on the apt package manager system, which yields the most significant insights for our analysis and covers many popular Linux distributions, such as Debian and Ubuntu. Section 7.2 details the minor modifications necessary to adapt PVAC to other ecosystems, such as Fedora or Arch.

We constructed the dataset through a systematic extraction and filtering process, leveraging the Ultimate Debian Database (UDD)¹⁴, a comprehensive and publicly available database for Debian package information. Fig. 3 visually illustrates the step-by-step dataset construction process, described in detail below. The dataset construction involved multiple explicit stages, ensuring clarity and reproducibility.

① **Fetch records**

We initially queried UDD to obtain all available packages, focusing primarily on relevant fields such as the package name, version number, release information, and upload date. We restricted our query to only return packages available for the AMD64 architecture, widely used in desktop and server environments, ensuring applicability to common production scenarios. The raw dataset initially contained 37,995 entries before filtering.

② **Exclude Experimental**

We excluded any packages labeled “experimental” according to Debian guidelines to ensure our dataset contains only stable packages. Experimental packages were identified through explicit tags provided by UDD. This filtering reduced our dataset by 5,792 packages.

③ **Exclude not In the Last Four Releases**

We limited the dataset to packages consistently present in the last four major Debian releases (and corresponding Ubuntu LTS releases). An additional 9,668 packages were removed.

④ **Include in Final Dataset**

¹⁴ <https://wiki.debian.org/UltimateDebianDatabase/>

The final dataset contained 22,535 packages. 15% of the packages excluded were experimental, 25% of the packages were not included in the last four releases, leaving us with 60% of the original dataset to work with.

Table 2 presents the distribution of the final dataset across four consecutive releases. These specific release pairs were selected due to their stable and widely used status, ensuring the dataset’s relevance for the practical analysis of software ecosystems. Table 3 provides a randomly selected subset of ten packages from the final dataset to illustrate its structure and content. The diversity of version formats shown in this sample underscores the heterogeneous nature of the dataset, reinforcing the necessity for our proposed approach.

The packages in the dataset are a diverse mix of software categories written in various programming languages, representing the heterogeneous nature of all the software used to construct a complete working system. The dataset contains packages representing software from developer tools, user interfaces, and system utilities. Fig. 4 visually shows the relative distribution of packages across the different software categories. The ‘utils’ category has the most packages, followed by ‘science’ and ‘net’. For clarity, software categories with fewer than 300 packages are grouped into the ‘Other’ category.

6 Results

Having described our methodology and dataset, we will now use both to answer the research questions in Section 3.

6.1 RQ1: How well does PVAC categorize versioning schemes in a heterogeneous system, and to what extent is semantic versioning followed?

We evaluated PVAC’s ability to categorize all 22,535 packages. Table 5 shows that PVAC had a True Positive (TP) rate of 21,027, a False Positive (FP) rate of 1,335, a True Negative (TN) rate of 71, and a False Negative (FN) rate of 102. This gives PVAC a precision of 93.87% and a recall of 99.52%. This validates the effectiveness of the Version Categorizer component. Additionally, as shown in Fig. 5, packages within the apt package manager dataset overwhelmingly follow the standard semantic versioning scheme.

Table 4 shows a sample of the results of running PVAC on the apt package manager dataset. The table shows the package, version, categories, and extracted numbers from the semantic version.

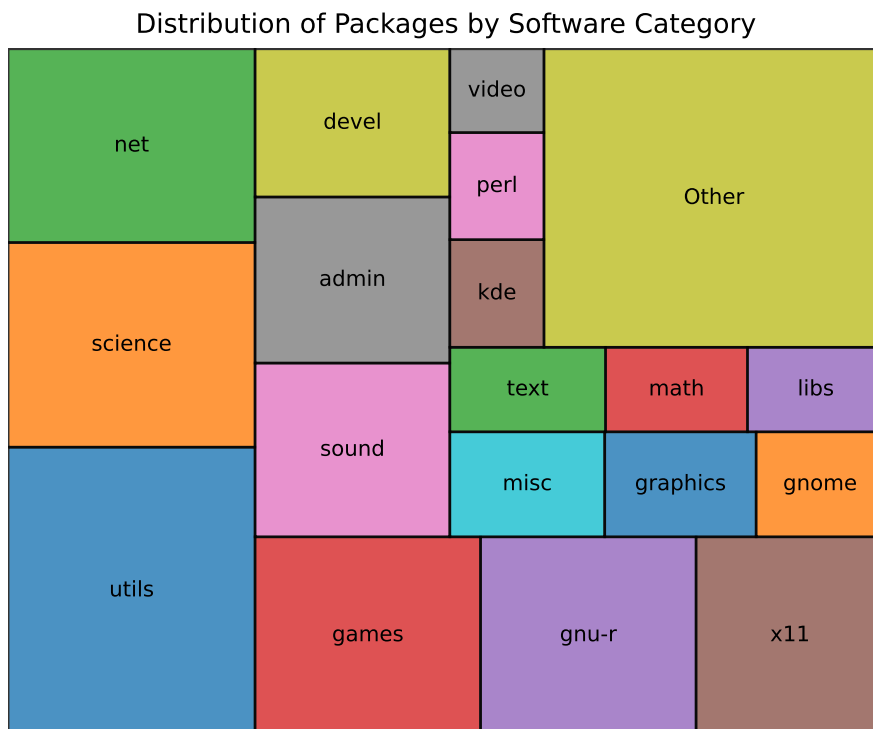


Fig. 4 Distribution of the number of packages across the different software categories of the dataset constructed from UDD. The figure shows all categories with over 300 packages; the remaining categories are grouped into the “Other” category.

Table 4 Randomly selected sample of results after running the Version Categorizer on the apt package manager dataset. The table shows the package, version, categories, and extracted numbers from the semantic version.

Release	Package	Version	Semantic	Major	Minor	Patch
11	bedtools	2.30.0+dfsg-1	Dist-Native	2	30	0
11	authbind	2.1.2	Semantic	2	1	2
13	rebar	2.6.4-4	Semantic	2	6	4
10	cervisia	4:17.08.3-1	Semi-Semantic	17	8	3
11	semodule-utils	3.1-1	Semi-Semantic	3	1	0
12	libdata-peek-perl	0.52-1	Semi-Semantic	0	52	0
11	r-cran-relsurv	2.2-3-2	Semi-Semantic	2	2	0
12	dhis-client	5.5-6	Semi-Semantic	5	5	0
13	ksmbd-tools	3.5.2-3	Semantic	3	5	2
12	pilercr	1.06+dfsg-5	Dist-Native	1	6	0
12	wob	0.14.2-1	Semantic	0	14	2
11	hexalate	1.1.6-1	Semantic	1	1	6
12	kexi	1:3.2.0-3	Extended-Semantic	3	2	0
12	agedu	20211129.8cd63c5-1	Unknown	0	0	0

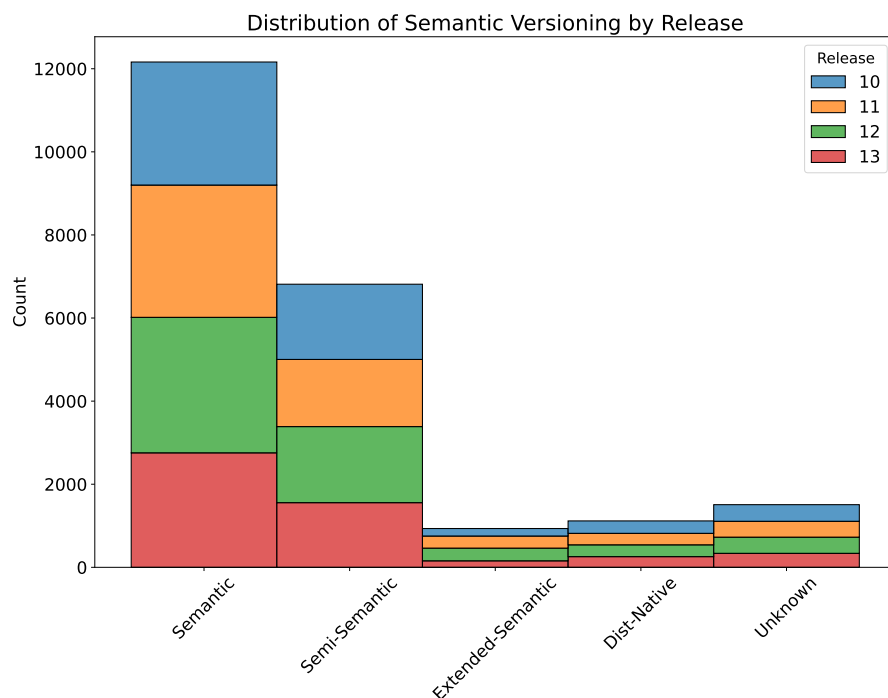


Fig. 5 Distribution of categorized package versions across four semantic categories, highlighting the prevalence of Semantic and Semi-Semantic versioning in Debian-based package ecosystems. Each column shows the total number of packages from each release across the four categories.

Table 5 Confusion matrix of the Version Categorizer results after running on our dataset. The table shows the True Positive (TP), False Positive (FP), True Negative (TN), and False Negative (FN) rates.

	Predicted Positive (PP)	Predicted Negative (PN)
Positive (P)	21,027 (TP)	102 (FN)
Negative (N)	1,335 (FP)	71 (TN)

Answer to RQ1

For systems based on the apt package manager, we found that PVAC successfully categorized 21,027 out of 22,535 packages in our dataset. The distribution of the packages across the four categories is shown in Fig. 5. Additionally, we found that most of the packages in the dataset follow the Semantic and Semi-Semantic versioning scheme. Thus, semantic versioning is the primary versioning strategy observed in our dataset.

6.2 RQ2: How well does the Version Number Delta (VND) component detect activity in an ecosystem compared to established methods?

First, we determined the weights Q , R , and S for formula 1 by running a sensitivity analysis using a Total-Order Index (ST) with Table 6 showing the optimal weights that were derived. We found that each component of the semantic version number showed equal significance, with the major version number only slightly higher than the minor and patch. While the major version is typically the most important component due to the breaking changes that are introduced, the minor and patch versions are also shown to be highly important, as they can introduce new features and bug fixes.

To validate the VND component and weights, we compared the VND Score to the Libyears metric described by Cox et al. (2015). Fig. 6 shows that as we compare the latest release with older and older releases, we correctly detect activity in the system as packages get farther and farther out of date. This shows that the VND component is consistent with an existing metric and can detect activity within the system. Thus, we have validated our VND metric and released it to the community to measure the activity of a heterogeneous package management system using only semantic version information.

Table 6 Sensitivity analysis results of the VND component using the Total-Order Index (ST) and Total-Order Index Confidence. The table shows the resulting weights for the major (Q), minor (R), and patch (S) that were defined in equation 1.

Parameter	Total-Order Index (ST)	Total-Order Index Confidence (ST.conf)
major	0.3373	0.0212
minor	0.3306	0.0201
patch	0.3321	0.0223

Answer to RQ2

The VND component of PVAC successfully calculated a single score representing the activity of a heterogeneous package management system. We show that PVAC performs exceptionally well at surfacing ecosystem activity within our dataset compared to existing metrics. Additionally, PVAC can automatically determine the optimal weights for the major, minor, and patch components, allowing it to adapt to future changes in the system over time.

6.3 RQ3: How well does PVAC categorize the activity of an individual package within a heterogeneous system?

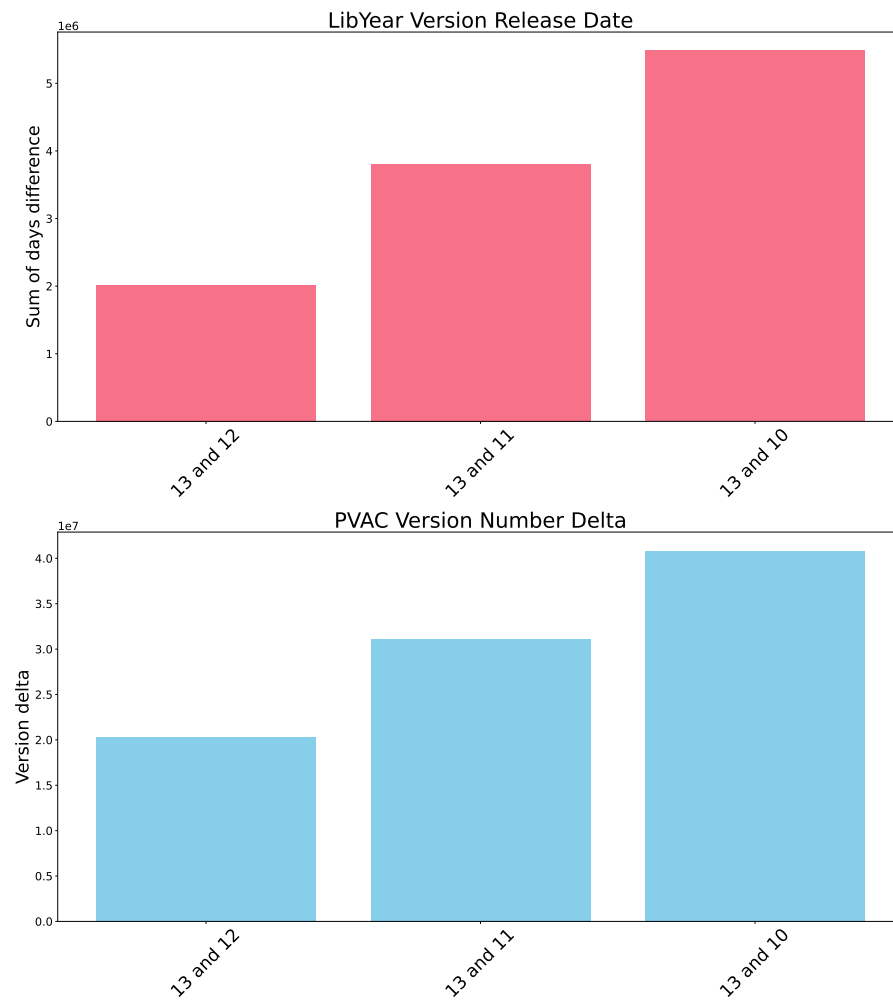


Fig. 6 Results of evaluating the VND Score compared to the Libyears metric using the release date of the package. The graph shows both the VND Score and the Libyears metric as we go back in time, and shows that the VND component is consistent with the Libyears metric.

To evaluate the effectiveness of the Activity Categorizer component, we did a pairwise comparison of packages between major releases in the dataset. It should go without saying that any new package that was introduced would be excluded from this analysis, as it would not have a previous release against which to compare. Fig. 7 shows the distribution of the packages across the four categories, with the numbers shown in Table 7. Table 8 shows a sample of the results of the pairwise comparison between release 12 and release 13 of the apt dataset.

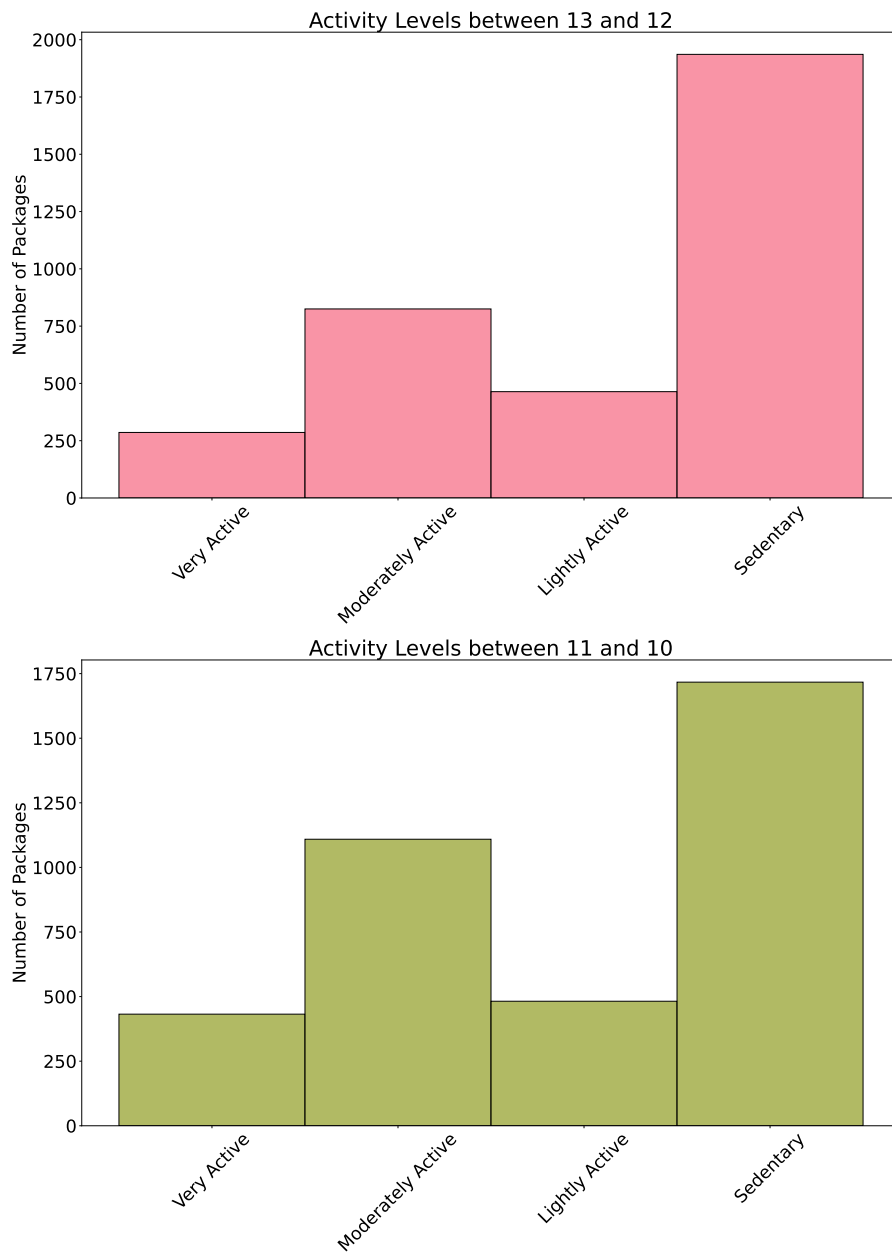


Fig. 7 Results of running the Activity Categorizer against each sequential pairwise release of the apt dataset. The histogram shows the distribution of the packages across the four categories and shows that the majority of the packages are categorized as Sedentary between releases.

Table 7 Results of running the Activity Categorizer on the apt package manager dataset, comparing the activity between releases. The table shows only packages that were common between the release pairs and were successfully categorized.

Activity	Very Active	Moderately Active	Lightly Active	Sedentary	Total
13 and 12	281	807	452	1,911	3,451
11 and 10	419	1,092	461	1,692	3,664

Table 8 A selected sample of results after running the Activity Categorizer on the apt package manager dataset showing a pairwise comparison of releases and their respective domains.

Package	Version 13	Version 12	Activity	Domain
lomiri-history-service	0.6-2	0.4-2	Moderately Active	libs
pipewalker	1.1-1	0.9.5-2	Very Active	games
bruteforce-luks	1.4.0-4	1.4.0-4	Sedentary	utils
musl	1.2.5-1.1	1.2.3-1	Lightly Active	libs
xinput	1.6.4-1	1.6.3-1	Lightly Active	x11
mapsembler2	2.2.4+dfsg1-4	2.2.4+dfsg1-4	Sedentary	science
dos2unix	7.5.2-1	7.4.3-1	Moderately Active	text
r-cran-tfmpvalue	0.0.9-1	0.0.9-1	Sedentary	gnu-r
tk8.6	8.6.15-1	8.6.13-2	Lightly Active	interpreters
simrisc	16.02.00-1	15.00.00-1	Very Active	science
gnome-flashback	3.54.0-1	3.46.0-1	Moderately Active	gnome
ghc	9.6.6-3	9.0.2-4	Moderately Active	haskell
gnome-music	47.0-1	42.1-1	Very Active	gnome
squeekboard	1.42.1-2	1.21.0-1	Moderately Active	x11
openjfx	11.0.11+1-3.2	11.0.11+1-3	Sedentary	java

6.4 Distinguishing Stability and Staleness

While the Activity Categorizer can categorize the activity of individual packages, it can not provide reasons for the lack of activity. For example, a package management system may prioritize stability and only update packages when necessary. Our research into the apt package manager system shows that the majority of the packages are categorized as Sedentary between releases, which is consistent with Debian’s policy of prioritizing stability (Hertzog and Mas, 2012) over bleeding-edge releases.

In practice, a Sedentary classification can arise for at least two distinct reasons:

- Stable Packages - Some packages are intentionally stable or feature-complete. For instance, in our dataset, the package `bruteforce-luks` (Table 8) remained at the same version between releases 12 and 13 with no incremental changes. A closer inspection of its GitHub repository¹⁵ shows bug fixes as recently as 2024 and active interaction with user-reported issues and bugs. Thus, it is likely feature-complete and is still actively maintained. Such

¹⁵ <https://github.com/glv2/bruteforce-luks>

packages typically still see sporadic updates (e.g., security patches), but the release cadence remains low.

- Stale or Abandoned Packages - In other cases, remaining on the same version number may indicate a lack of active maintenance. For instance, `mapsembler2` (Table 8) was also unchanged between releases 12 and 13. However, investigating its public homepage¹⁶ revealed that it is no longer maintained, with the last update in 2014. An orphaned or stale package may accrue unaddressed technical debt, fail to fix security vulnerabilities, or no longer respond to community needs.

In a production context, such as continuous integration pipelines, projects using Sedentary dependencies might impose additional checks: for instance, regularly scraping repository details or issue-tracker data to see if a package marked Sedentary receives the minimal updates needed to remain safe. If not, engineers can proactively migrate away from that dependency or allocate resources to maintain it.

Answer to RQ3

We evaluated the effectiveness of the Activity Categorizer component and found that it could categorize the activity of individual packages in a heterogeneous package management system by comparing packages that are common between release pairs. Our research shows that most packages were categorized as Sedentary in the apt package manager dataset, which is consistent with existing research (Legay et al., 2020).

7 Discussion

Software is complex and is built on a foundation of many software packages, many of which may not be directly linked to the final application being developed. It is essential to look at every piece of software required to make a system function, even if a direct link to the final application is not apparent. In this paper, we have presented a way to tackle this problem by categorizing the semantic versioning information and then using that information to derive activity at both the ecosystem and package levels.

7.1 Research Questions

Each research question surfaced interesting findings. In **RQ1** (Section 6.1), we found that the majority of packages in our dataset follow semantic versioning. Additionally, we found that with only minor modifications to the official semantic standard, our tool could categorize 21,027 out of 22,535 packages in our dataset. Our findings closely align with (Dietrich et al., 2019), highlighting

¹⁶ <https://colibread.inria.fr/software/mapsembler2/>

that heterogeneous software ecosystems widely adopt semantic and flexible versioning practices. Our research extends these insights by introducing finer-grained categorization beyond the traditional semantic versioning scheme.

In **RQ2** (Section 6.2), we found that the VND component is a useful metric for assessing the activity of the entire ecosystem. We found that the Version Number Delta can be used to generate a single number that can be used to keep a pulse on the activity of an ecosystem, and we validated our findings against established metrics.

For **RQ3** (Section 6.3), we used the AC component to label the activity of individual packages in our dataset. We found that most packages derived from the Debian package manager are Sedentary, meaning the version number does not change often. This finding provides empirical evidence to support existing research (Nguyen and Holt, 2012; Legay et al., 2021, 2020). As noted in Section 6.4, the Sedentary label is not necessarily a bad thing as it could mean a package is feature-complete but still maintained as is the case with the `bruteforce-luks` package, or it could indicate a package has been abandoned and will never see any future updates as evidenced by the `mapsembler2` package (Table 8). PVAC can not distinguish between these two cases; it is up to the user to determine the current state of the package.

It is important to note that PVAC strongly depends on time. Our research was conducted using discrete releases from the apt package manager. This means a package labeled Sedentary may have been updated since our last data collection. This is a limitation of our research, not of the tool itself. For example, if PVAC were to be used in a CI/CD pipeline, the data would be collected in real-time, and the results would be more accurate. This would help distinguish between packages that are truly sedentary and packages that are just between updates.

The Activity Categorizer provides empirical evidence to consumers of a package management system that packages are either actively updated or not. Our large-scale study confirms other researchers' results regarding the stability of apt-based systems (Legay et al., 2020, 2021). If a company wants to adopt a package management system that prioritizes stability over the latest features, then the Activity Categorizer can provide the necessary information to make that decision. Additionally, we found that the semantic versioning standard's major, minor, and patch portions encode equally important information about the entire system, with the major version being only slightly more important than the minor and patch versions.

7.2 Extending PVAC

Although we focused on apt-based systems, PVAC is extensible to other Linux distributions or package managers (e.g., Fedora, Arch, or others). These ecosystems differ primarily in how they label or store version metadata, but PVAC's core logic remains the same:

Data Collection - Fedora and other RPM-based distributions store metadata in repositories that can be queried through commands like `dnf` or `Koji`. Arch Linux similarly provides tar archives in its package repositories. By extracting each package's name, version, release date (or build date), and architecture, we could produce a CSV with the minimal fields required by PVAC.

Version Categorization - The regular expressions from Section 5.1 can be adapted to each packaging system's version conventions. For instance, Fedora's RPM versions can contain an Epoch (similar to Debian's) and a Release field that includes distribution-specific increments. We would create an Extended-Semantic or Dist-Native variant to handle those distribution-tailored fields.

Version Number Delta - Once we parse out the major, minor, patch (and optional epoch) from each version label, the VND formula applies exactly as in apt-based systems.

Activity Categorizer - As long as the same package can be identified across multiple releases, we can label it using Very Active, Moderately Active, Lightly Active, or Sedentary in precisely the same manner.

In short, adapting PVAC to Fedora, Arch, or other ecosystems requires only a small amount of custom code to retrieve and parse version strings from that ecosystem's repositories. The underlying categorization logic and VND weighting remain unchanged.

7.3 Comparison with Alternative Approaches

A natural question is whether a rule-based system such as ours might be replaced or substantially improved by a machine learning (ML) classifier. Below, we briefly discuss how such methods compare and why we selected a hybrid of regular expressions and weight-based scoring for version activity analysis:

ML for Version String Parsing - An ML model could theoretically learn to distinguish semantic version strings from ad hoc formats. However, the multi-token format of version strings often follows well-defined patterns (e.g., Major.Minor.Patch, possibly with appended tags). This makes standard regular expressions surprisingly robust at near-zero cost; an ML model would need a manually labeled dataset and would likely be overkill to parse a pattern that is already heavily standardized.

ML for Package Activity - Another perspective is to predict whether a package is "active" by training on features like upstream commit velocity, distribution release cycles, or developer community signals (e.g., number of open PRs). However, these approaches require extensive metadata beyond the raw version strings (e.g., repository commits, contributor profiles), which are not always standardized or easy to extract across different distributions and would require ongoing maintenance. Our objective here is narrower: track version number changes as an easily measurable proxy of activity.

Justification for a Rule-Based and Weighted Approach - In many large-scale OS package ecosystems, version strings are explicitly documented (e.g., Debian Policy Manual, Fedora Packaging Guidelines). A rule-based approach capitalizes on this inherent structure, offering interpretable results. By contrast, an ML classifier might yield high accuracy for known distributions but lack interpretability, hamper user trust, and require frequent retraining as new versioning schemes arise.

Thus, while machine learning classifiers can provide complementary insights, we conclude that a lightweight, distribution-centric, and rule-based system is the most direct, transparent approach for measuring version activity across heterogeneous package managers. Future work could explore blending additional signals such as commits, issue trackers, or community metrics for a more nuanced assessment.

7.4 Practical Implications and Recommendations

When building a complete project for release or deployment, a company could use our methods and associated tools in a continuous integration and deployment (CI/CD) pipeline such as GitHub Actions¹⁷. Software release managers can define acceptable Version Number Delta thresholds to determine the necessary level of acceptance testing before deployment. If the Version Number Delta is high, there is a high likelihood that the dependencies have been updated significantly, and the project should undergo thorough testing. Conversely, if the Version Number Delta is low, the dependencies have changed minimally since the last release, indicating the project can be safely deployed with reduced testing. Integrating PVAC into CI/CD pipelines allows teams to streamline testing processes, minimizing the resources required for deployment, which is especially valuable in modern DevOps environments where software deployments happen frequently and cloud resources incur per-minute charges.

An example set of recommendations for practitioners and researchers is as follows:

- Automatically run PVAC when dependencies are updated or at scheduled intervals.
- Set alert thresholds for VND scores to trigger manual review if the score exceeds acceptable limits.
- Periodically use Activity Categorizer outputs to assess and proactively replace Sedentary packages that may pose security risks due to inactivity.

Finally, we recommend further integrating PVAC's outputs with existing security and maintenance dashboards to streamline developer decisions on dependency management.

¹⁷ <https://github.com/features/actions>

8 Threats to Validity

In this section, we discuss threats to validity relevant to our study, categorized into external and internal threats.

8.1 External Validity

We constructed our dataset from the Ultimate Debian Database (UDD), relying on its data accuracy and comprehensiveness. Despite the database’s stated goal of “faithful gathering,” previous research has identified potential omissions or inaccuracies in UDD data (Nussbaum and Zacchiroli, 2010; Davies et al., 2010). Additionally, although we systematically filtered experimental and unstable packages to ensure our dataset represented stable releases, it is possible that some misclassifications remained, potentially influencing the generalizability of our findings. It is important to note that due to our reliance on UDD, PVAC has not been validated on other distributions. We detailed the steps to extend PVAC to other distributions in Section 7.2; more work is required to validate PVAC as a general-purpose solution.

When randomly sampling our dataset for manual verification, we found changes in the upstream versioning format between releases, and there was neither documentation nor justification for the change. The epoch value was not set, leading to incorrect version comparisons. This impacted the Version Number Delta analysis in Section 6.2 because the differences between the varying versioning schemes were sometimes invalid.

When writing our script to construct the dataset automatically, we found a wide variety of ways that projects versioned their software. Some projects that we examined did have a documented method for incrementing the version number, while other projects versioned the numbers based on the “feeling” of the lead developer, while still others had no documented process on how their packages were versioned at all.

8.2 Internal Validity

Our method relies heavily on regular expressions to categorize package versioning schemes. Although we carefully constructed and manually validated these regular expressions on random samples of our dataset, there remains a risk that version strings with uncommon or undocumented formats could have been incorrectly categorized or missed entirely. Future improvements could include crowd-sourced or community-based validation to increase coverage and accuracy further. Such misclassifications could lead to inaccuracies in evaluating version activity, impacting the validity of our results. Additionally, we carefully annotated our regular expressions on a small sample size to calculate the TP, FP, TN, and FN rates; it is possible that our sample size was not large enough to capture all the possible cases.

PVAC may occasionally suffer from incorrect categorization of packages in the Dist-Native category due to overlaps with other categories, such as Semantic, Extended-Semantic, and Semi-Semantic. Because packages labeled as Dist-Native are specific to a distribution and lack a clear upstream source, their versioning can sometimes mimic or closely resemble other established semantic patterns. This resemblance can lead to potential misclassifications, reducing the accuracy of distinguishing truly native distribution packages from those employing adapted semantic conventions. Consequently, careful consideration and possibly additional refinement of the classification criteria may be necessary to mitigate these overlaps and ensure accurate categorization.

The empirical approach to determining weights for the VND component is based on a sensitivity analysis using a Total-Order Index (ST). While our analysis provided robust empirical support for selecting weights, variations in software development practices or ecosystem dynamics might necessitate periodic recalibration. Continuous monitoring and adaptation of these weights could enhance the accuracy and reliability of the VND formula.

The AC component relies on pairwise comparisons between releases. It cannot distinguish between packages that are feature-complete but still maintained, and those that are genuinely abandoned or stale without additional analysis. Thus, the AC component should be supplemented by qualitative assessments to make informed decisions regarding package maintenance and stability.

Lastly, mapping releases between Debian and Ubuntu was based on publicly available documentation and release schedules. Ubuntu is synchronized¹⁸ to Debian every 6 months, with 80% of the packages being brought over unmodified from Debian¹⁹. In some cases, packages in Ubuntu may be modified to fix policy differences between the two projects, fix bugs, or introduce newer versions of packages. These modifications could introduce potential inaccuracies in our mapping, affecting the accuracy of our analysis.

9 Conclusion and Future Work

In conclusion, our research underscores the significance of monitoring the activity of heterogeneous package manager systems. Leveraging PVAC provides valuable insights into the open-source communities' maturity, resilience, and responsiveness. Our methods and tools can significantly enhance the understanding and monitoring of ecosystem activity, providing actionable insights for researchers and practitioners aiming to maintain secure, reliable, and up-to-date software systems. Future work should validate PVAC across additional ecosystems and extend its functionality to predict potential dependency abandonment without manual intervention.

As a result of this research, we have identified several areas for future work. Our finding that the semantic versioning's major, minor, and patch portions all hold relatively equal importance in the system as a whole suggests that

¹⁸ <https://ubuntu.com/about/release-cycle>

¹⁹ <https://wiki.ubuntu.com/Ubuntu/ForDebianDevelopers>

further research could be done to support this finding. Additionally, given that semantic versioning is relatively new, it would be interesting to see if the adoption of semantic versioning has improved the problem of “Dependency Hell” as it was initially intended, or just added another layer of complexity to an already complex process. Finally, we believe that the construction of an automated tool to increment the semantic versioning of a package would be a valuable contribution to the community, as it currently requires human intervention to determine the next version number.

Data Availability Statement

We made our dataset available at:

<https://doi.org/10.6084/m9.figshare.28691561>

AI Usage

The authors declare that this paper was not written by any AI or machine learning models.

Compliance with Ethical Standards

Conflict of Interest: None

Funding: None

Ethical approval: Not Applicable

Informed consent: Not Applicable

Clinical trial number: Not Applicable

Author Contributions: All authors contributed to the conception and design of the study. All authors contributed to the manuscript. All authors read and approved the final manuscript.

References

Avelino G, Constantinou E, Valente MT, Serebrenik A (2019) On the abandonment and survival of open source projects: An empirical investigation. In: 2019 ACM/IEEE International Symposium on Empirical Software Engineering and Measurement (ESEM), IEEE, Porto de Galinhas, Recife, Brazil, pp 1–12, DOI 10.1109/ESEM.2019.8870181

- Cox J, Bouwers E, Eekelen MV, Visser J (2015) Measuring Dependency Freshness in Software Systems. In: 2015 IEEE/ACM 37th IEEE International Conference on Software Engineering, IEEE, Florence, Italy, pp 109–118, DOI 10.1109/ICSE.2015.140
- Dann A, Hermann B, Bodden E (2023) UPCY: Safely Updating Outdated Dependencies. In: 2023 IEEE/ACM 45th International Conference on Software Engineering (ICSE), pp 233–244, DOI 10.1109/ICSE48619.2023.00031
- Davies J, Zhang H, Nussbaum L, German DM (2010) Perspectives on bugs in the Debian bug tracking system. In: 2010 7th IEEE Working Conference on Mining Software Repositories (MSR 2010), pp 86–89, DOI 10.1109/MSR.2010.5463288
- Decan A, Mens T (2021) What Do Package Dependencies Tell Us About Semantic Versioning? IEEE Transactions on Software Engineering 47(6):1226–1240, DOI 10.1109/TSE.2019.2918315
- Decan A, Mens T, Constantinou E (2018) On the evolution of technical lag in the npm package dependency network. In: 2018 IEEE International Conference on Software Maintenance and Evolution (ICSME), IEEE, pp 404–414
- Dietrich J, Pearce D, Stringer J, Tahir A, Blincoe K (2019) Dependency Versioning in the Wild. In: 2019 IEEE/ACM 16th International Conference on Mining Software Repositories (MSR), pp 349–359, DOI 10.1109/MSR.2019.00061
- Dijkers J, Sincic R, Wasankhasit N, Jansen S (2018) Exploring the effect of software ecosystem health on the financial performance of the open source companies. In: Proceedings of the 1st International Workshop on Software Health, Association for Computing Machinery, New York, NY, USA, SoHeal '18, pp 48–55, DOI 10.1145/3194124.3194126
- GNU/Linux D (2014) CVE-2014-6271 GNU Bourne-Again Shell (Bash) ‘Shellshock’ Vulnerability. <https://nvd.nist.gov/vuln/detail/cve-2014-6271>
- Goggins S, Lombard K, Germonprez M (2021) Open Source Community Health: Analytical Metrics and Their Corresponding Narratives. In: 2021 IEEE/ACM 4th International Workshop on Software Health in Projects, Ecosystems and Communities (SoHeal), pp 25–33, DOI 10.1109/SoHeal52568.2021.00010
- Gonzalez-Barahona JM (2020) Characterizing outdateness with technical lag: An exploratory study. In: Proceedings of the IEEE/ACM 42nd International Conference on Software Engineering Workshops, Association for Computing Machinery, New York, NY, USA, ICSEW'20, pp 735–741, DOI 10.1145/3387940.3392202
- Gonzalez-Barahona JM, Sherwood P, Robles G, Izquierdo D (2017) Technical Lag in Software Compilations: Measuring How Outdated a Software Deployment Is. In: Balaguer F, Di Cosmo R, Garrido A, Kon F, Robles G, Zacchiroli S (eds) Open Source Systems: Towards Robust Practices, vol 496, Springer International Publishing, Cham, pp 182–192, DOI 10.1007/978-3-319-57735-7_17
- Guizani M, Castro-Guzman AA, Sarma A, Steinmacher I (2023) Rules of Engagement: Why and How Companies Participate in OSS. In: Proceedings of the 45th International Conference on Software Engineering, IEEE Press,

- Melbourne, Victoria, Australia, ICSE '23, pp 2617–2629, DOI 10.1109/ICSE48619.2023.00218
- Hertzog R, Mas R (2012) *The Debian Administrator's Handbook*. Freexian
- Jackson I, Schwarz C (2024) *Debian Policy Manual*. <https://www.debian.org/doc/debian-policy/ch-controlfields.html#version>
- Jayasuriya D, Terragni V, Dietrich J, Ou S, Blincoe K (2023) Understanding Breaking Changes in the Wild. In: *Proceedings of the 32nd ACM SIGSOFT International Symposium on Software Testing and Analysis*, Association for Computing Machinery, New York, NY, USA, ISSTA 2023, pp 1433–1444, DOI 10.1145/3597926.3598147
- Jayasuriya D, Ou S, Hegde S, Terragni V, Dietrich J, Blincoe K (2025) An extended study of syntactic breaking changes in the wild. *Empirical Software Engineering* 30(2):42, DOI 10.1007/s10664-024-10563-4
- Kong D, Liu J, Bao L, Lo D (2024) Towards Better Comprehension of Breaking Changes in the NPM Ecosystem. *ACM Trans Softw Eng Methodol* DOI 10.1145/3702991
- Lam P, Dietrich J, Pearce DJ (2020) Putting the semantics into semantic versioning. In: *Proceedings of the 2020 ACM SIGPLAN International Symposium on New Ideas, New Paradigms, and Reflections on Programming and Software*, Association for Computing Machinery, New York, NY, USA, Onward! 2020, pp 157–179, DOI 10.1145/3426428.3426922
- Legay D, Decan A, Mens T (2020) On Package Freshness in Linux Distributions. In: *2020 IEEE International Conference on Software Maintenance and Evolution (ICSME)*, pp 682–686, DOI 10.1109/ICSME46990.2020.00072
- Legay D, Decan A, Mens T (2021) A Quantitative Assessment of Package Freshness in Linux Distributions. In: *2021 IEEE/ACM 4th International Workshop on Software Health in Projects, Ecosystems and Communities (SoHeal)*, pp 9–16, DOI 10.1109/SoHeal52568.2021.00008
- Li X, Moreschini S, Pecorelli F, Taibi D (2022) OSSARA: Abandonment Risk Assessment for Embedded Open Source Components. *IEEE Software* 39(4):48–53, DOI 10.1109/MS.2022.3163011
- Linåker J, Papatheocharous E, Olsson T (2022) How to characterize the health of an Open Source Software project? A snowball literature review of an emerging practice. In: *Proceedings of the 18th International Symposium on Open Collaboration*, Association for Computing Machinery, New York, NY, USA, OpenSym '22, pp 1–12, DOI 10.1145/3555051.3555067
- Miller C, Kästner C, Vasilescu B (2023) “We Feel Like We’re Winging It:” A Study on Navigating Open-Source Dependency Abandonment. In: *Proceedings of the 31st ACM Joint European Software Engineering Conference and Symposium on the Foundations of Software Engineering*, Association for Computing Machinery, New York, NY, USA, ESEC/FSE 2023, pp 1281–1293, DOI 10.1145/3611643.3616293
- Nguyen R, Holt R (2012) Life and death of software packages: An evolutionary study of Debian. In: *Proceedings of the 2012 Conference of the Center for Advanced Studies on Collaborative Research*, IBM Corp., USA, CASCON '12, pp 192–204

- Nussbaum L, Zacchiroli S (2010) The Ultimate Debian Database: Consolidating bazaar metadata for Quality Assurance and data mining. In: 2010 7th IEEE Working Conference on Mining Software Repositories (MSR 2010), pp 52–61, DOI 10.1109/MSR.2010.5463277
- Pinckney D, Cassano F, Guha A, Bell J (2023) A Large Scale Analysis of Semantic Versioning in NPM. In: 2023 IEEE/ACM 20th International Conference on Mining Software Repositories (MSR), pp 485–497, DOI 10.1109/MSR59073.2023.00073
- Preston-Werner T (2024) Semantic Versioning 2.0.0. <https://semver.org/>
- RedHat (2014) CVE-2014-0160 OpenSSL 'Heartbleed' vulnerability. <https://nvd.nist.gov/vuln/detail/cve-2014-0160>
- RedHat (2024) CVE-2023-6246 glibc: Heap-based buffer overflow. <https://nvd.nist.gov/vuln/detail/CVE-2023-6246>
- Stringer J, Tahir A, Blincoe K, Dietrich J (2020) Technical Lag of Dependencies in Major Package Managers. In: 2020 27th Asia-Pacific Software Engineering Conference (APSEC), pp 228–237, DOI 10.1109/APSEC51365.2020.00031
- Tan X, Zhou M (2019) How to Communicate when Submitting Patches: An Empirical Study of the Linux Kernel. *Proc ACM Hum-Comput Interact* 3(CSCW):108:1–108:26, DOI 10.1145/3359210
- Zerouali A, Constantinou E, Mens T, Robles G, González-Barahona J (2018) An Empirical Analysis of Technical Lag in npm Package Dependencies. In: Capilla R, Gallina B, Cetina C (eds) *New Opportunities for Software Reuse*, vol 10826, Springer International Publishing, Cham, pp 95–110, DOI 10.1007/978-3-319-90421-4_6
- Zerouali A, Mens T, Gonzalez-Barahona J, Decan A, Constantinou E, Robles G (2019) A formal framework for measuring technical lag in component repositories — and its application to npm. *Journal of Software: Evolution and Process* 31(8):e2157, DOI 10.1002/smr.2157
- Zerouali A, Mens T, Decan A, Gonzalez-Barahona J, Robles G (2021) A multi-dimensional analysis of technical lag in Debian-based Docker images. *Empirical Software Engineering* 26(2):19, DOI 10.1007/s10664-020-09908-6

Biography and Photo



Shane K. Panter brings over a decade of industry experience to his role as a Clinical Assistant Professor in the Computer Science Department at Boise State University. His professional background includes extensive work in manufacturing, where he developed and supported large-scale Enterprise Resource Planning (ERP) and Material Requirements Planning (MRP) systems. At Hewlett-Packard, Shane contributed to firmware development, working in kernel and user space to optimize energy efficiency for enterprise laser jet printers. His current research interests focus on empirical software engineering and cybersecurity, particularly within kernel and user space environments. He can be reached at shanepanter@boisestate.edu.



Lucas S. Hindman is a Clinical Assistant Professor of Computer Science at Boise State University. His research focuses on neuromorphic computing, high-performance computing, storage systems, and software-defined radio. He holds B.S. and M.S. degrees in Computer Science and is currently pursuing a Ph.D. in Computing with an emphasis in Computer Science at Boise State University, where his doctoral work centers on spiking neural networks. He can be reached at lukehindman@boisestate.edu.



Nasir U. Eisty is an Assistant Professor of Computer Science at the University of Tennessee Knoxville. His research interests lie in the areas of Empirical Software Engineering, AI for Software Engineering, Scientific and Research Software Engineering, and Software Security. He received his Ph.D. degree in Computer Science from the University of Alabama. Contact him at neisty@utk.edu