

EFFECTIVE INTEGRABILITY OF LINS NETO'S FAMILY OF FOLIATIONS

BY LUÍS GUSTAVO MENDES AND LILIANA PUCHURI

ABSTRACT. A. Lins Neto presented in [LN02] a 1-dimensional family of degree four foliations on the complex projective plane $\mathcal{F}_{t \in \overline{\mathbb{C}}}$ with non-degenerate singularities of fixed analytic type, whose set of parameters t for which \mathcal{F}_t is an elliptic pencil is dense and countable. In [Mc01] and [Gu02], M. McQuillan and A. Guillot showed that the family lifts to linear foliations on the abelian surface $E \times E$, where $E = \mathbb{C}/\Gamma$, $\Gamma = \langle 1, \tau \rangle$ and τ is a primitive 3rd root of unity, the parameters for which \mathcal{F}_t are elliptic pencils being $t \in \mathbb{Q}(\tau) \cup \infty$. In [Pu13], the second author gave a closed formula for the degree of the elliptic curves of \mathcal{F}_t a function of $t \in \mathbb{Q}(\tau)$. In this work we determine degree, positions and multiplicities of singularities of the elliptic curves of \mathcal{F}_t , for any given $t \in \mathbb{Z}(\tau)$ in algorithmical way implemented in *Python*. And also we obtain the explicit expressions for the generators of the elliptic pencils, using the *Singular* software. Our constructions depend on the effect of quadratic Cremona maps on the family of foliations \mathcal{F}_t .

1. INTRODUCTION AND RESULTS

An important consequence of the 1-parameter family of degree four foliations \mathcal{F}_t on the projective plane found in [LN02] by A. Lins Neto was to show that the local analytic types of singularities do not give enough information on the existence of global first integrals neither on the degrees of possible invariant algebraic curves. This was a negative answer to a problem studied by H. Poincaré in two papers published in *Rendiconti del Circolo Matematico di Palermo* ([HP91], [HP97]).

Just for a dense and countable set of parameters $D \subset \overline{\mathbb{C}}$ the foliations $\mathcal{F}_{t \in D}$ have global first integrals. In fact, the foliations $\mathcal{F}_{t \in D}$ are elliptic pencils, whose generic elements have unbounded degrees as t varies in D .

As remarked in [Mc01] and [Gu02] by M. McQuillan and A. Guillot, the Lins Neto's family of degree four foliations \mathcal{F}_t of \mathbb{P}^2 lifts to a family of linear foliations on the abelian surface $E \times E$, where $E = \mathbb{C}/\Gamma$, $\Gamma = \langle 1, \tau \rangle$ and τ is the primitive 3rd root of unity. And the parameters t corresponding to elliptic pencils were described as $t \in \mathbb{Q}(\tau) \cup \infty$.

In [Pu13], there is a closed formula for the degree of the generic element of the elliptic pencil \mathcal{F}_t in terms of the arithmetic of $t \in \mathbb{Q}(\tau)$.

The question we consider here is, for $t = m + n\tau \in \mathbb{Z}(\tau)$, to determine in algorithmical way the degree, positions and multiplicities of singularities of the generic elements of the elliptic pencil $\mathcal{F}_{m+n\tau}$, and even to give the expression of the generators of such elliptic pencil.

Our main result is:

Theorem 1. *Let $t = m + n\tau \in \mathbb{Z}(\tau)$, where $\tau := e^{\frac{2\pi I}{3}}$. Starting with the elliptic pencils of cubics*

$$\begin{cases} \mathcal{F}_1 : c_1 \cdot (y-x)(z-x)(y-z) + c_2 \cdot (y-\tau x)(z-\tau^2 x)(z-\tau y) = 0 \\ \mathcal{F}_\infty : c_1 \cdot (y-x)(y-\tau x)(y-\tau^2 x) + c_2 \cdot (y-z)(y-\tau z)(y-\tau^2 z) = 0, \quad (c_1 : c_2) \in \overline{\mathbb{C}}, \end{cases}$$

and transforming them by a number of successive applications of the quadratic Cremona maps Q_i , $i \in \{1, \tau, \tau^2, \infty\}$,

$$\begin{cases} Q_1(x : y : z) = (y^2 - xz : x^2 - yz : z^2 - xy) \\ Q_\tau(x : y : z) = (\tau y^2 - xz, \tau x^2 - yz : z^2 - \tau^2 xy) \\ Q_{\tau^2}(x : y : z) = (\tau^2 y^2 - xz, \tau^2 x^2 - yz : z^2 - \tau xy) \\ Q_\infty(x : y : z) = (yz : xz : xy) \end{cases}$$

in an algorithmically determined order, we obtain the degree, position and multiplicities of the generic element of the elliptic pencil $\mathcal{F}_{m+n\tau}$, as well the expression of its generator curves, that is, the first integral of the foliation.

For example, the generic element of the elliptic pencil $\mathcal{F}_{-40+160\tau}$ has degree 100806 and its singular set is given by three ordinary 33841-uple points, three ordinary 33241-uple points, three ordinary 33721-points and three ordinary 3-uple points. The pencil $\mathcal{F}_{-40+160\tau}$ is the strict transform after 241 applications of the quadratic maps Q_i maps to the pencil of cubics \mathcal{F}_∞ .

Another example, the generic element of the elliptic pencil $\mathcal{F}_{180-110\tau}$ has degree 64302 and its singular set is given by three ordinary 21277-uple points, three ordinary 21567-uple points and three ordinary 21457-points. The pencil $\mathcal{F}_{180-110\tau}$ is the strict transform after 312 applications of the quadratics Q_i maps to the pencil of cubics \mathcal{F}_1 .

Section 8 gives more examples and present the algorithm of Theorem 1 implemented in *Python*, with which the reader can carry out an indefinite number of examples and experiments. For getting the expression of generator curves, i.e. first integrals, the implementation is done in *Singular* software.

Question: At the end of Section 9 we explain that our method of realization of the elliptic pencils \mathcal{F}_t extends to an infinite number of parameters of the form $t = p + q\tau \in \mathbb{Q}(\tau)$. But the question that remains is how to reach in algorithmical way the elliptic pencils corresponding to all parameters $t \in \mathbb{Q}(\tau)$.

In a second work [MP24] we give applications of our method to the study of negative curves on rational surfaces.

Acknowledgments: The first author thanks the participants of the online Seminar *Painlevé - Stockholm - CNRS* for an invitation to speak on Painlevé 's results on pencils of curves, which gave rise to the the question studied here. Special thanks to Adolfo Guillot, for a letter on the lift of the foliations to abelian surfaces and on degrees of the first integrals. He also thanks Vitalino Cesca Filho for help on the *Singular* software. We both thank Orestes Bueno for improving the quality of figures.

CONTENTS

1. Introduction and results	1
2. Background material on foliations	3
3. The dual Hesse arrangement	4
4. Effect of quadratic maps Q_i on on the dual Hesse arrangement	5
5. Lins Neto's foliations \mathcal{F}_t transformed by Q_i	8

6. Elliptic pencils resulting of applications of Q_i	10
7. Proof of Theorem 1	13
8. Examples and Algorithms in Python and Singular	15
9. On the trivolution $\tau \cdot t$ and involutions $\frac{t+2}{t-1}$ and $-t$	19
References	21

2. BACKGROUND MATERIAL ON FOLIATIONS

A singular holomorphic foliation \mathcal{F} of a smooth projective surface M can be given by a finite open covering $\{U_i\}$ and local differential equations

$$\omega_i(x_i, y_i) = a_i(x_i, y_i)dx_i + b_i(x_i, y_i)dy_i = 0, \quad a_i, b_i \in \mathcal{O}(U_i), \text{ with } \gcd(a_i, b_i) = 1,$$

such that along $U_i \cap U_j \neq \emptyset$ it holds $\omega_i = g_{ij}\omega_j$ for $g_{ij} \in \mathcal{O}^*(U_i \cap U_j)$. The conditions $\gcd(a_i, b_i) = 1$ assure that the singular set of the foliation $\text{Sing}(\mathcal{F}) \cap U_i = \{\omega_i(p) = 0\}$ is finite.

We pass from a local 1-form $\omega(x, y) = a(x, y)dx + b(x, y)dy$ to its dual vector field $v = b(x, y)\frac{\partial}{\partial x} - a(x, y)\frac{\partial}{\partial y}$. And define a singularity p of the foliation as being of *reduced type* if v has non-trivial linear part, with at least one non-zero eigenvalue λ_1 and $\frac{\lambda_2}{\lambda_1} \notin \mathbb{Q}^+$; and of *reduced nondegenerate type* if it is reduced and both eigenvalues are not zero. For instance, in this paper we shall deal with reduced nondegenerate singularities of type $\omega = 3ydx + xdy + h.o.t = 0$, which have local holomorphic first integrals of type $x^3y = c$.

After a finite number of blowing ups, any singularity of the foliation is replaced by a number of reduced singularities along the exceptional divisor (Seidenberg's reduction of singularities). In this paper, only reduced nondegenerate points appear after a reduction of singularities.

By *dicritical* we mean a singularity of foliation whose blow up σ produces a non-invariant exceptional line $E = \sigma^{-1}(p)$. For instance, a *radial point* $\omega = ydx - xdy + h.o.t. = 0$ is a non-reduced singularity whose blow up gives rise to a foliation (with isolated singularities) completely transversal to the exceptional line. Radial points have local meromorphic first integrals of type $\frac{x}{y} = c$.

Let $\nu(p) \geq 0$ be the order of the first non-trivial jet of a 1-form $\omega = a(x, y)dx + b(x, y)dy$ defining the foliation \mathcal{F} around p by $\omega = 0$. Define $l(p, \mathcal{F}) := \nu(p)$ if p is not dicritical or $l(p, \mathcal{F}) := \nu(p) + 1$ if p is dicritical. For example, reduced singular points have $\nu(p, \mathcal{F}) = l(p, \mathcal{F}) = 1$; radial point has $\nu(p, \mathcal{F}) = 1$ and $l(\mathcal{F}, p) = 2$. In this work we also deal with non-reduced points of local type $\omega = d(xy(x - y)) = 0$, for which $\nu(p, \mathcal{F}) = l(p, \mathcal{F}) = 2$.

The *multiplicity* (or *Milnor number*) $\mu(p, \mathcal{F})$ of a singularity p of a foliation $\mathcal{F} : \omega = a(x, y)dx + b(x, y)dy = 0$ is the multiplicity of intersection of the curves $a(x, y) = 0$ and $b(x, y) = 0$ at p .

The *degree* $\deg(\mathcal{F})$ of a foliation on the complex projective plane is the number of tangencies of \mathcal{F} and a generic projective line.

We recall:

Proposition 2. (*Darboux's formula for foliations of the plane*) For \mathcal{F} be a singular holomorphic foliation of \mathbb{P}^2 (with finite singular set),

$$\deg^2(\mathcal{F}) + \deg(\mathcal{F}) + 1 = \sum_{p \in \text{sing}(\mathcal{F})} \mu(p, \mathcal{F})$$

The general foliations we shall encounter in this work have degree four, twelve radial points and nine points of type $\omega = 3ydx + xdy + h.o.t = 0$.

Next result shall be exemplified in Section 6: it determines the degree *as a foliation* of a pencil of plane curves and is associated to G. Darboux (Bull. Sc. Math. 1876). It shows that the presence of multiple components in curves of the pencil lowers the degree of the pencil *as a foliation*:

Proposition 3. (*Darboux' formula for pencils*) Let

$$c_1 \cdot F(x : y : z) + c_2 \cdot G(x : y : z) = 0, \quad (c_1 : c_2) \in \overline{\mathbb{C}}$$

be a pencil of curves, whose generic element is an irreducible curve of degree $\deg(C) = \deg(F) = \deg(G)$. Let $C_s = \sum_k \alpha_{s,k} \cdot C_{s,k}$ be a decomposition in irreducible factors of special elements C_s , i.e. C_s is an element of the pencil having some isolated singularity or some multiple component (i.e. $\alpha_{s,k} \geq 2$). Then the degree as foliation of this pencil of curves is

$$\deg(\mathcal{F}) = 2 \cdot \deg(C) - 2 - \sum_{s,k} (\alpha_{s,k} - 1) \cdot \deg(C_{s,k})$$

where the sum runs over all special elements.

For instance: a generic pencil of cubics has, as a foliation, $\deg(\mathcal{F}) = 2 \cdot 3 - 2 = 4$. But the pencil $c_1 \cdot xyz + c_2 \cdot z^3 = 0$ has, as a foliation, degree $2 \cdot 3 - 2 - 2 = 1$, thanks to the 3-uple line $z = 0$.

3. THE DUAL HESSE ARRANGEMENT

The *dual Hesse arrangement* of projective lines and points on the complex projective plane is composed by a set of nine lines \mathcal{L}_9 intersecting at twelve points \mathcal{P}_{12} . Each one of the twelve points is a triple point of the set of lines and on each line there are four of the twelve points. In the research field of arrangements these incidences are usually denoted by $(12_3, 9_4)$.

The lines \mathcal{L}_9 can be given in homogeneous coordinates $(x : y : z)$ by

$$(\star) \begin{cases} l_1 := y - x = 0; & l_2 := y - \tau \cdot x = 0; & l_3 := y - \tau^2 \cdot x = 0 \\ m_1 := z - x = 0; & m_2 := z - \tau \cdot x = 0; & m_3 := z - \tau^2 \cdot x = 0 \\ n_1 := z - y = 0; & n_2 := z - \tau \cdot y = 0; & n_3 := z - \tau^2 \cdot y = 0; \end{cases}$$

where $\tau = e^{\frac{2\pi I}{3}}$, and an equation for all the set \mathcal{L}_9 is

$$(x^3 - z^3) \cdot (y^3 - z^3) \cdot (x^3 - y^3) = 0$$

The twelve points \mathcal{P}_{12} can be decomposed in four sets of three points

$$\mathcal{P}_{12} = \mathcal{P}_3(1) \cup \mathcal{P}_3(\tau) \cup \mathcal{P}_3(\tau^2) \cup \mathcal{P}_3(\infty)$$

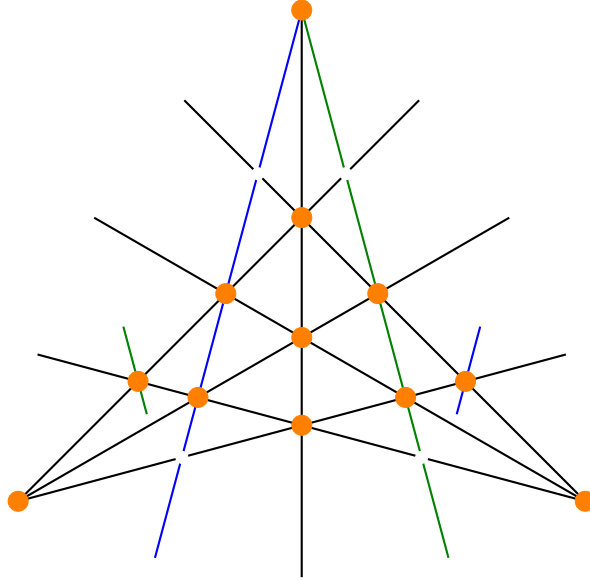


FIGURE 1. In this real figure of the dual Hesse arrangement two lines (blue and green) are poorly represented as not connected. There are no double intersections, just triple intersections of lines at orange points.

as follows:

$$(\star\star) \begin{cases} \mathcal{P}_3(1) : (1 : 1 : 1) = l_1 \cap m_1 \cap n_1, & (1 : \tau : \tau^2) = l_2 \cap m_3 \cap n_2, & (1 : \tau^2 : \tau) = l_3 \cap m_2 \cap n_3 \\ \mathcal{P}_3(\tau) : (1 : \tau : 1) = l_2 \cap m_1 \cap n_3, & (1 : 1 : \tau) = l_1 \cap m_2 \cap n_2, & (\tau : 1 : 1) = l_3 \cap m_3 \cap n_1 \\ \mathcal{P}_3(\tau^2) : (1 : 1 : \tau^2) = l_1 \cap m_3 \cap n_3, & (\tau^2 : 1 : 1) = l_2 \cap m_2 \cap n_1 & (1 : \tau^2 : 1) = l_3 \cap m_1 \cap n_2 \\ \mathcal{P}_3(\infty) : (0 : 0 : 1) = l_1 \cap l_2 \cap l_3, & (0 : 1 : 0) = m_1 \cap m_2 \cap m_3, & (1 : 0 : 0) = n_1 \cap n_2 \cap n_3 \end{cases}$$

The dual Hesse arrangement is projectively rigid (cf. [LN02] Prop. 1 or [MD19] Th. 1): that is, the incidences $(12_3, 9_4)$ determine the dual Hesse arrangement up to automorphism of the complex projective plane.

Any attempt to illustrate the dual Hesse arrangement on the *real* plane has some deficiency: either some lines shall be represented as curved or broken or not-connected, or some points of the arrangement will be missing. Our illustration for it is Figure 1.

4. EFFECT OF QUADRATIC MAPS Q_i ON ON THE DUAL HESSE ARRANGEMENT

A quadratic Cremona map $Q : \mathbb{P}^2 \dashrightarrow \mathbb{P}^2$ with three non-collinear indetermination points amounts to the blow up of the three points p_1, p_2, p_3 and the contraction of the three lines joining the points. These are involutive Cremona maps, so we can identify the set of indetermination points of Q with the set of indeterminations of $Q^{-1} = Q$.

The strict transforms of lines by the quadratic map Q may be: an irreducible conic, if the line does not pass by any indetermination point; a line, if the line passes by exactly one indetermination point; or a point, if the line joins two indetermination points and therefore is contracted by Q .

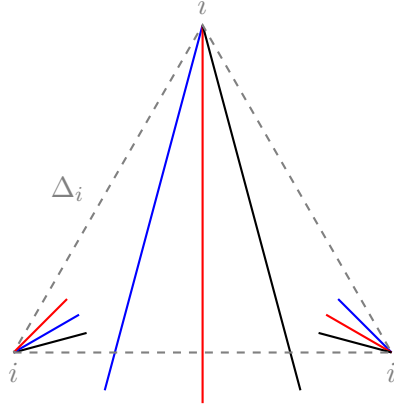


FIGURE 2. A set of points $\mathcal{P}_3(i)$ simply denoted by i , a triangle Δ_i in dotted lines, and portions of lines of \mathcal{L}_9 in red, blue, black colors.

Since each set $\mathcal{P}_3(i)$ in the decomposition

$$\mathcal{P}_{12} = \mathcal{P}_3(1) \cup \mathcal{P}_3(\tau) \cup \mathcal{P}_3(\tau^2) \cup \mathcal{P}_3(\infty)$$

is composed by three non-collinear points, then each one may be the indetermination set of a quadratic Cremona map; in homogenous coordinates:

$$(\star\star\star) \begin{cases} Q_1(x : y : z) = (y^2 - xz : x^2 - yz : z^2 - xy) \\ Q_\tau(x : y : z) = (\tau y^2 - xz, \tau x^2 - yz : z^2 - \tau^2 xy) \\ Q_{\tau^2}(x : y : z) = (\tau^2 y^2 - xz, \tau^2 x^2 - yz : z^2 - \tau xy) \\ Q_\infty(x : y : z) = (yz : xz : xy) \end{cases}$$

We assert that each Q_i ($i = 1, \tau, \tau^2, \infty$) preserves the dual Hesse arrangement:

Proposition 4. *The strict transform by each Q_i , $i = 1, \tau, \tau^2, \infty$, of the set of lines \mathcal{L}_9 of the dual Hesse arrangement is the same set of lines \mathcal{L}_9 . moreover, the effects of each Q_i on the sets of three points $\mathcal{P}_3(i)$ are the following:*

$$\begin{cases} Q_1(\mathcal{P}_3(1)) = \mathcal{P}_3(1), & Q_1(\mathcal{P}_3(\tau)) = \mathcal{P}_3(\tau^2), & Q_1(\mathcal{P}_3(\infty)) = \mathcal{P}_3(\infty) \\ Q_\tau(\mathcal{P}_3(1)) = \mathcal{P}_3(\tau^2), & Q_\tau(\mathcal{P}_3(\tau)) = \mathcal{P}_3(\tau), & Q_\tau(\mathcal{P}_3(\infty)) = \mathcal{P}_3(\infty) \\ Q_{\tau^2}(\mathcal{P}_3(1)) = \mathcal{P}_3(\tau), & Q_{\tau^2}(\mathcal{P}_3(\tau^2)) = \mathcal{P}_3(\tau^2), & Q_{\tau^2}(\mathcal{P}_3(\infty)) = \mathcal{P}_3(\infty) \\ Q_\infty(\mathcal{P}_3(\tau)) = \mathcal{P}_3(\tau^2), & Q_\infty(\mathcal{P}_3(1)) = \mathcal{P}_3(1), & Q_\infty(\mathcal{P}_3(\infty)) = \mathcal{P}_3(\infty) \end{cases}$$

Remark: although the effects of Q_1 and Q_∞ coincide in the four sets $\mathcal{P}_3(i)$, they do not coincide point to point.

Proof:

The effect of each quadratic map is to blow up the set $\mathcal{P}_3(i)$ and to contract the lines of the triangle Δ_i connecting the points of $\mathcal{P}(i)$: remark that no line of such triangles belongs to the dual Hesse arrangement. Each line $l_{i,j}$ of Δ_i intersect six lines of \mathcal{L}_9 at two vertices of Δ_i and therefore intersects the remaining three lines of \mathcal{L}_9 out of these vertices. Figure 2 illustrates a system $\mathcal{P}_3(i)$ and Δ_i .

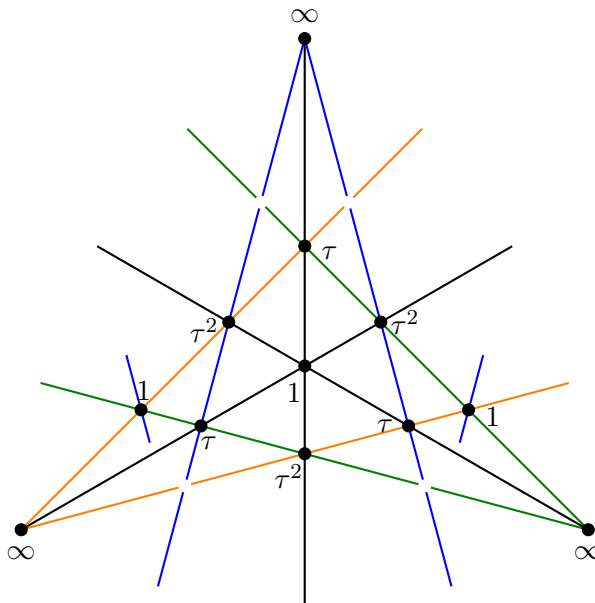


FIGURE 3. Effect of Q_∞ on lines and points of the dual Hesse arrangement. Points of $\mathcal{P}_3(i)$ are denoted i . Black lines are invariant; at the center the fixed point $(1 : 1 : 1)$. Lines of the same color are switched by Q_∞

Each line of \mathcal{L}_9 pass by exactly one indetermination point of the quadratic Q_i , hence its strict transform is again a line. And the contraction of each $l_{i,j}$ of Δ_i brings together three strict transforms of lines of the arrangement.

These facts imply that the lines, their triple point intersections and the incidence relations $(12_3, 9_4)$ of the arrangement are preserved. The projective rigidity of the dual Hesse arrangement assures that it is preserved by each Q_i (in the sense of struct transform).

In coordinates, for $\mathcal{L}_9 : (y^3 - z^3)(y^3 - x^3)(x^3 - z^3) = 0$

$$\begin{cases} Q_1^*(\mathcal{L}_9) = (x + y + z)^3(x + \tau y + \tau^2 z)^3(x + \tau^2 y + \tau z)^3 \cdot \mathcal{L}_9 \\ Q_\tau^*(\mathcal{L}_9) = (x + \tau y + \tau z)^3(x + y + \tau^2 z)^3(x + \tau^2 y + z)^3 \cdot \mathcal{L}_9 \\ Q_{\tau^2}^*(\mathcal{L}_9) = (x + \tau y + z)^3(x + \tau^2 y + \tau^2 z)^3(x + y + \tau z)^3 \cdot \mathcal{L}_9 \end{cases}$$

Each set $\mathcal{P}_3(i)$ is invariant by each involutive Q_i . And the effect on the other sets of three points can be confirmed by means of the effect of each Q_i on lines passing by each point of the set, as described in $(\star\star)$. \square

Example 5. Let us exemplify in the case Q_∞ the fact that

$$Q_\infty(\mathcal{P}_3(\tau)) = \mathcal{P}_3(\tau^2)$$

(and reciprocally, since it is an involution).

As $Q_\infty(x : y : z) = (yz : xz : xy)$, in affine coordinates (x, y) it is given by $Q_\infty(x, y) = (\frac{1}{x}, \frac{1}{y})$ and we conclude that $(1, 1)$ is a fixed point, that the line $y = x$ is invariant, that the line $y = \tau x$ is sent to $y = \tau^2 x$, since $\tau^{-1} = \tau^2$, and vice-versa. That is, in the notation of (\star) , l_1 is invariant by Q_∞ , l_2 is sent to l_3 (and reciprocally).

Examining in the other two affine coordinates, we conclude that m_1 is invariant, m_2 goes to m_3 ; that n_1 is invariant, n_2 goes to n_3 .

The effect of Q_∞ is described in Figure 3.

In general, the strict transform by a quadratic Cremona map Q with indeterminations p_1, p_2, p_3 of a curve C of degree $\deg(C)$ is a curve \overline{C} of degree

$$\deg(\overline{C}) = 2 \deg(C) - m(p_j, C) - m(p_k, C) - m(p_l, C)$$

with points of multiplicities

$$m(p_j, \overline{C}) = \deg(C) - m_{p_k}(C) - m_{p_l}(C), \quad j \neq k \neq l$$

In the case of Q_i , for $i = 1, \tau, \tau^2, \infty$, we can encode its effect on curves as follows (recall that, thanks to Proposition 4, there are shifts in positions)

Proposition 6. *Let C be a curve of degree d , having the same multiplicity $m_1, m_\tau, m_{\tau^2}, m_\infty$ at the three points of the $\mathcal{P}_3(1), \mathcal{P}_3(\tau), \mathcal{P}_3(\tau^2), \mathcal{P}_3(\infty)$, respectively. These data represented by the list*

$$[d, m_1, m_\tau, m_{\tau^2}, m_\infty]$$

Using the same convention, the strict transform \overline{C}_i of C by each quadratic map Q_i has degree and multiplicities:

$$\begin{cases} [2d - 3m_1, d - 2m_1, m_{\tau^2}, m_\tau, m_\infty], & \text{if } i = 1 \\ [2d - 3m_\tau, m_{\tau^2}, d - 2m_\tau, m_1, m_\infty], & \text{if } i = \tau \\ [2d - 3m_{\tau^2}, m_\tau, m_1, d - 2m_{\tau^2}, m_\infty], & \text{if } i = \tau^2 \\ [2d - 3m_\infty, m_1, m_{\tau^2}, m_\tau, d - 2m_\infty], & \text{if } i = \infty \end{cases}$$

5. LINS NETO'S FOLIATIONS \mathcal{F}_t TRANSFORMED BY Q_i

Now we use the background concepts of Section 2, for instance, the notions of *degree* of a foliation $\deg(\mathcal{F})$ and the different multiplicities $\mu(p, \mathcal{F})$ and $l(p, \mathcal{F})$.

The degree as a divisor of the *tangency set* of a pair of degree d foliations in the plane is $2d + 1$. This can be checked by contracting polynomial 1-form and polynomial vector field representing the pair of foliations.

In particular, the degree of the tangency set of a pair of degree 4 foliations is 9. For this reason the set of lines \mathcal{L}_9 of the dual Hesse arrangement can be invariant by a pair of degree four foliations and by the 1-dimensional linear family of foliations generated by the pair. This is the case, and Lins Neto's family of foliations

$$\mathcal{F}_t : \quad \Omega + t \cdot \Xi = 0, \quad \text{for } t \in \overline{\mathbb{C}} \quad \text{and}$$

$$\begin{cases} \Omega := z(y-z)(z^2 + y^2 + yz)ydx - z(x-z)(x^2 + zx + z^2)xdy + xy(x-y)(x^2 + xy + y^2)dz \\ \Xi := -(y-z)(z^2 + y^2 + yz)x^2dx + (x-z)(x^2 + zx + z^2)y^2dy - z^2(x-y)(x^2 + xy + y^2)dz \end{cases}$$

is tangent to \mathcal{L}_9 .

In [LN02], it is proved that, except for $\mathcal{F}_\infty, \mathcal{F}_1, \mathcal{F}_\tau, \mathcal{F}_{\tau^2}$, the singularities of \mathcal{F}_t are 21 distinct points: twelve fixed radial points at the set \mathcal{P}_{12} ; and nine movable reduced nondegenerate points

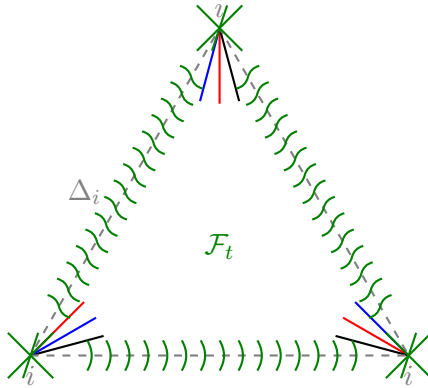


FIGURE 4. In green the foliation \mathcal{F}_t and three radial points at vertices of Δ_i . In red, blue, black local branches of \mathcal{L}_9 on the radial points

$p_1(\mathcal{F}_t), \dots, p_9(\mathcal{F}_t)$ with local first integrals of type $x^3y = c$, one at each line of \mathcal{L}_9 out of the four points of \mathcal{P}_{12} over the line.

The effect on a foliation \mathcal{F} of \mathbb{P}^2 of a quadratic Cremona map Q with three non-collinear indeterminations points p_j, p_k, p_l is the following (cf. [MP05], Lemma 1). The strict transformed foliation $\overline{\mathcal{F}}$ of \mathcal{F} under Q (i.e. with finite singular set) has degree

$$(1) \quad \deg(\overline{\mathcal{F}}) = 2 \cdot \deg(\mathcal{F}) + 2 - l(p_j, \mathcal{F}) - l(p_k, \mathcal{F}) - l(p_l, \mathcal{F})$$

and multiplicities

$$(2) \quad l(p_k, \overline{\mathcal{F}}) = \deg(\mathcal{F}) + 2 - l(p_j, \mathcal{F}) - l(p_l, \mathcal{F})$$

For all $t \in \overline{\mathbb{C}}$ the non-reduced singular points of the family \mathcal{F}_t are either radial points or points of local form $d(xy(x-y)) = 0$: in both cases, $l(p, \mathcal{F}) = 2$.

Since the degree of \mathcal{F}_t is four, we conclude from (1) that the strict transform of any \mathcal{F}_t by Q_i is again a degree four foliation. And (2) implies that the new singularities also have $l(p, \overline{\mathcal{F}}) = 2$.

For \mathcal{F}_t with $t \notin \{i, \tau, \tau^2, \infty\}$, the non-reduced singularities are twelve radial points. Each line $l_{i,j}$ of the fundamental triangle Δ_i of Q_i passes by two radial points. The sum of order of tangencies of $l_{i,j}$ with \mathcal{F}_t concentrated at the radial points is $2 + 2 = 4$. Therefore, out of the radial points there is complete transversality between the foliations \mathcal{F}_t and the lines $l_{i,j}$. See Figure 4.

This implies that the points which arise as contraction of $l_{i,j}$ are again radial points of the transformed foliation $\overline{\mathcal{F}}_t$.

As already remarked, the set of lines \mathcal{L}_9 of the dual Hesse arrangement is preserved by each Q_i .

The conclusion is that, at least for $t \notin \{1, \tau, \tau^2, \infty\}$, \mathcal{F}_t are transformed by Q_i in another element $\mathcal{F}_{t'}$ of the family. We treat cases $t \in \{1, \tau, \tau^2, \infty\}$ separately in Example 8 and Section 9.

Proposition 7. *The strict transform of each foliation of Lins Neto's family $\mathcal{F}_t : \Omega + t \cdot \Xi$ by each quadratic map Q_i , $i \in \{1, \tau, \tau^2, \infty\}$ is another element $\mathcal{F}_{q_i(t)} : \Omega + q_i(t) \cdot \Xi$ where*

$$\begin{cases} q_1(t) = -t - 1 \\ q_\tau(t) = -t - \tau \\ q_{\tau^2}(t) = -t - \tau^2 \\ q_\infty(t) = \frac{1}{t} \end{cases}$$

Proof:

It is a matter of computing the pullbacks by Q_i of the 1-forms defining \mathcal{F}_t , extract common factors and get from this the strict transforms $Q_i(\mathcal{F}_t)$. In fact,

$$Q_1^*(\Omega + t \cdot \Xi) = c \cdot (x + y + z)^2 (x + \tau y + \tau^2 z)^2 (x + \tau^2 y + \tau z)^2 \cdot (\Omega + (-t - 1) \cdot \Xi)$$

and therefore $q_1(t) = -t - 1$.

$$Q_\tau^*(\Omega + t \cdot \Xi) = c \cdot (x + \tau y + \tau z)^2 (x + y + \tau^2 z)^2 (x + \tau^2 y + z)^2 \cdot (\Omega + (-t - \tau) \cdot \Xi)$$

and therefore $q_\tau(t) = -t - \tau$.

$$Q_{\tau^2}^*(\Omega + t \cdot \Xi) = c \cdot (x + \tau y + z)^2 (x + \tau^2 y + \tau^2 z)^2 (x + y + \tau z)^2 \cdot (\Omega + (-t - \tau^2) \cdot \Xi)$$

and therefore $q_{\tau^2}(t) = -t - \tau^2$. At last,

$$Q_\infty^*(\Omega + t \cdot \Xi) = c \cdot x^2 y^2 z^2 \cdot (t \cdot \Omega + \Xi)$$

which means $q_\infty(t) = \frac{1}{t}$.

□

6. ELLIPTIC PENCILS RESULTING OF APPLICATIONS OF Q_i

Example 8. *The four foliations $\mathcal{F}_1, \mathcal{F}_\tau, \mathcal{F}_{\tau^2}, \mathcal{F}_\infty$ are elliptic pencils of cubics.*

Each pencil \mathcal{F}_i has three special elements, which are three lines among those of \mathcal{L}_9 concurrent at the three points of $\mathcal{P}_3(i)$.

Each pencil \mathcal{F}_i has nine base-points, located at the points $\mathcal{P}_{12} \setminus \mathcal{P}_3(i)$. As foliations, their singular are composed by nine radial points (at base-points of the pencil) and three points of local type $d(xy(x-y)) = 0$ (whose Milnor number is 4, cf. [Br15] p. 5).

Abusing notation for the line and its equation, we can write the generators of each pencil, in the notation of (\star) :

$$(\square) \begin{cases} \mathcal{F}_1 : c_1 \cdot l_1 m_1 n_1 + c_2 \cdot l_2 m_3 n_2 = 0 \\ \mathcal{F}_\tau : c_1 \cdot l_2 m_1 n_3 + c_2 \cdot l_1 m_2 n_2 = 0 \\ \mathcal{F}_{\tau^2} : c_1 \cdot l_1 m_3 n_3 + c_2 \cdot l_2 m_2 n_1 = 0 \\ \mathcal{F}_\infty : c_1 \cdot l_1 l_2 l_3 + c_2 \cdot m_1 m_2 m_3 = 0 \end{cases}$$

For \mathcal{F}_1 , the third special element is $l_3 m_2 n_3 = 0$; for \mathcal{F}_τ , $l_3 m_3 n_1 = 0$; for \mathcal{F}_{τ^2} , $l_3 m_1 n_2 = 0$; for \mathcal{F}_∞ , $n_1 n_2 n_3 = 0$.

Figure 5 illustrates schematically the pencil \mathcal{F}_∞ with triple points at the set $\mathcal{P}_3(\infty)$

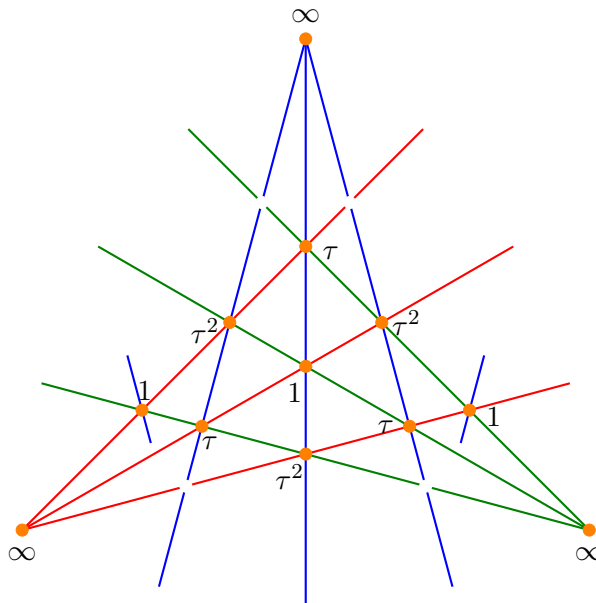


FIGURE 5. Special elements of the pencil \mathcal{F}_∞ represented in blue, red and green. The three points of the sets $\mathcal{P}_3(i)$ are denoted just by the symbols i .

As remarked in [LN02] (Prop. 2-c) the pencils of cubics $\mathcal{F}_1, \mathcal{F}_\tau, \mathcal{F}_{\tau^2}, \mathcal{F}_\infty$ are projectively equivalent. We shall return to the projective equivalences of $\mathcal{F}_1, \mathcal{F}_\tau, \mathcal{F}_{\tau^2}$ and to the projective equivalence of \mathcal{F}_∞ and \mathcal{F}_1 in Section 9.

Now we remark that the pencils $\mathcal{F}_1, \mathcal{F}_\tau, \mathcal{F}_{\tau^2}$ are strict transforms one of another by the quadratic Cremona maps Q_i . In fact, recalling that $\tau^2 = -1 - \tau$ and $\frac{1}{\tau} = \tau^2$, it holds (in the sense of strict transforms):

$$\mathcal{F}_{\tau^2} = Q_\tau(\mathcal{F}_1), \quad \mathcal{F}_\tau = Q_\infty(\mathcal{F}_{\tau^2}), \quad \mathcal{F}_1 = Q_{\tau^2}(\mathcal{F}_1)$$

These three facts can be checked directly, by applying the quadratic transformations Q_i listed in $(\star\star\star)$ to the pencils listed in (\square) .

Also we remark that $Q_\infty(\mathcal{F}_1) = \mathcal{F}_1$ (in the sense of strict transform) can be checked directly in Figure 3: the three black lines of the arrangement through $(1 : 1 : 1)$ are invariant and the three lines through $(1 : \tau : \tau^2)$ are switched with the three lines through $(1 : \tau^2 : \tau)$. Two of these three sets of lines generate \mathcal{F}_1 (recall $\mathbb{P}_3(1) = \{(1 : 1 : 1), (1 : \tau : \tau^2), (1 : \tau^2 : \tau)\}$).

Example 9. The strict transform of \mathcal{F}_∞ by Q_∞ is \mathcal{F}_0 , which is an elliptic pencil of sextics. In fact

$$\begin{aligned} \mathcal{F}_\infty : c_1 \cdot (y - x)(y - \tau x)(y - \tau^2 x) + c_2 \cdot (y - z)(y - \tau z)(y - \tau^2 z) = \\ = c_1 \cdot (y^3 - x^3) + c_2 \cdot (y^3 - z^3) = 0 \end{aligned}$$

is sent by $Q_\infty(x : y : z) = (yz : xz : xy)$ to

$$\begin{aligned} \mathcal{F}_0 : c_1 \cdot ((xz)^3 - (yz)^3) + c_2 \cdot ((xz)^3 - (xy)^3) = \\ = c_1 \cdot z^3(x^3 - y^3) + c_2 \cdot x^3(z^3 - y^3) = 0 \end{aligned}$$

There is a third special element in this pencil, $(x^3 - z^3)y^3 = 0$. See Figure 6.

This pencil of sextics has twelve base-points at the points \mathcal{P}_{12} ; its generic element is smooth at $\mathcal{P}_{12} \setminus \mathcal{P}_3(\infty)$ and has ordinary 3-uple points at $\{(0 : 0 : 1), (1 : 0 : 0), (0 : 1 : 0)\} = \mathcal{P}_3(\infty)$.

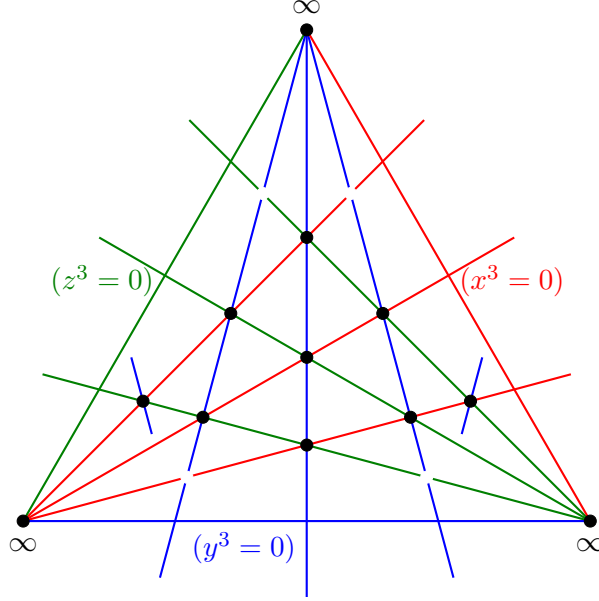


FIGURE 6. The special elements of the pencil of sextics \mathcal{F}_0 in red, blue, black.

Remark the agreement with Darboux' formula for pencils in the plane (cf. Section 2: \mathcal{F}_0 has three triple lines $x^3 = 0, y^3 = 0, z^3 = 0$ (i.e. $\alpha_{s,k} = 3$) among its special elements C_s , therefore

$$4 = \deg(\mathcal{F}_0) = 2 \cdot 6 - 2 - \underbrace{3 \cdot 1 \cdot (3 - 1)}_{3 \text{ triple lines}}$$

Example 10. *The strict transform of the pencil of sextics \mathcal{F}_0 (of previous Example 9) by Q_1 is a pencil of nonics $\mathcal{F}_{-1} = Q_1(\mathcal{F}_0)$*

$$\mathcal{F}_{-1} : c_1 \cdot (y^3 - z^3)(x^2 - yz)^3 + c_2 \cdot (x^3 - z^3)(-y^2 + zx)^3 = 0$$

The generic element has 4-uple ordinary points at

$$\{(1 : 1 : 1), (1 : \tau, \tau^2), (1 : \tau^2, \tau)\} = \mathcal{P}_3(1),$$

3-uple points at

$$\{(0 : 0 : 1), (1 : 0 : 0), (0 : 1 : 0)\} = \mathcal{P}_3(\infty)$$

and smooth points at the extra six points of \mathcal{P}_{12} .

There are three special elements; each one is composed by three lines and a triple conic (image by Q_1 of a triple line of \mathcal{F}_0). Illustrated by Figure 7.

Remark the agreement with Darboux' formula for pencils in the plane ($\alpha_{s,k} = 3$)

$$4 = \deg(\mathcal{F}_0) = 2 \cdot 9 - 2 - \underbrace{3 \cdot 2 \cdot (3 - 1)}_{3 \text{ triple conics}}$$

What was remarked in Examples 9 and 10 for $n = 2, 3$ continues to hold under applications of Q_i . Are produced elliptic pencils of curves of degrees $3n$, having three special elements, each one composed by three lines and a rational curve of degree $n - 1$ taken with multiplicity three.

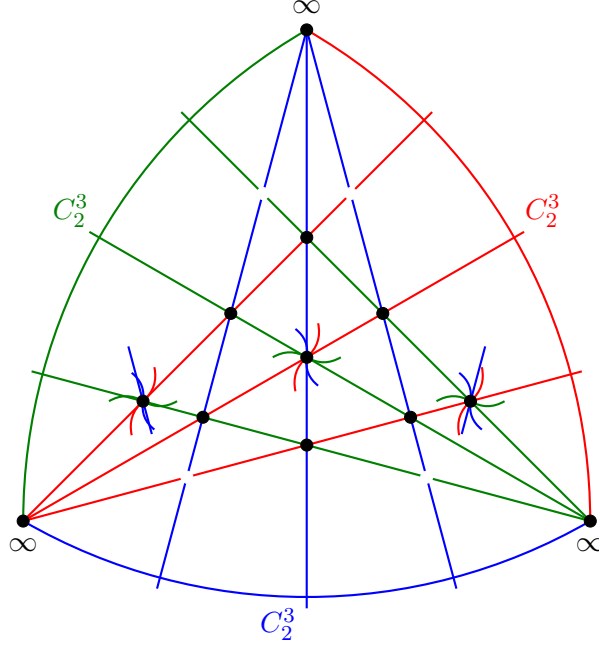


FIGURE 7. The special elements of the pencil of nonics \mathcal{F}_{-1} in red, blue, green. Curved lines are representation of conics, poorly represented as not connected.

The agreement with Darboux' formula for pencil can be checked as:

$$4 = 2 \cdot 3n - 2 - \underbrace{3 \cdot (n-1) \cdot (3-2)}_{3 \text{ triple curves of degree } n-1}, \quad n = 2, 3, \dots$$

The rational curves which are supports of the multiplicity three components give rise to (-1) -curves in the blown up plane in the twelve points \mathcal{P}_{12} of the dual Hesse arrangement. These (-1) curves are components of singular fibers of non-minimal elliptic fibrations. And this topic shall be developed at length in [MP24].

7. PROOF OF THEOREM 1

The effect of the quadratic maps Q_i on the parameter $t = m + n\tau$ (cf. Proposition 7) of the family \mathcal{F}_t is

$$\begin{cases} q_1(t) = -t - 1 \\ q_\tau(t) = -t - \tau \\ q_{\tau^2}(t) = -t - \tau^2 = -t + 1 + \tau \\ q_\infty(t) = \frac{1}{t} \end{cases}$$

For $t = m + n\tau = (m, n) \in \mathbb{Z} \times \mathbb{Z}$, we write

$$\begin{cases} q_1((m, n)) = (-m, -n) + (-1, 0) = (-m - 1, -n) \\ q_\tau((m, n)) = (-m, -n) + (0, -1) = (-m, -n - 1) \\ q_{\tau^2}((m, n)) = (-m, -n) + (1, 1) = (-m + 1, -n + 1) \end{cases}$$

We introduce a norm in $\mathbb{Z}(\tau)$ given by

$$N(m, n) := m^2 + n^2$$

and we have:

Proposition 11.

$$\begin{cases} N(q_1((m, n))) < N(m, n) \iff m \leq -1 \\ N(q_\tau((m, n))) < N(m, n) \iff n \leq -1 \\ N(q_{\tau^2}((m, n))) < N(m, n) \iff 1 < m + n \end{cases}$$

Proof:

in fact,

$$N(q_1((m, n))) < N(m, n) \iff m^2 + n^2 + 2m + 1 < m^2 + n^2,$$

that is, $m \leq -1$ for the integer m .

$$N(q_\tau((m, n))) < N(m, n) \iff m^2 + n^2 + 2n + 1 < m^2 + n^2,$$

that is, $n \leq -1$ for the integer n .

$$N(q_{\tau^2}((m, n))) < N(m, n) \iff m^2 + n^2 - 2m - 2n + 2 < m^2 + n^2,$$

that is, $1 < m + n$.

□

Proposition 11 is the basis for our algorithm: it tells which q_1, q_τ, q_{τ^2} to be applied in order to decrease the norm $N(m, n)$ of $t = m + n\tau$, $m, n \in \mathbb{Z}$.

After a finite number of applications, we get the condition $N(m, n) \leq 1$.

Next we give the list of nine pencils $\mathcal{F}_{m+n\tau}$ for which $|m| \leq 1$ and $|n| \leq 1$. The generators of the pencils are presented in the form of first integrals of the foliations:

Proposition 12. *The list $[d, m_1, m_\tau, m_{\tau^2}, m_\infty]$ give the degree d of the generic element of the pencil and its multiplicities of at the three points of the sets $\mathcal{P}(1), \mathcal{P}(\tau), \mathcal{P}(\tau^2), \mathcal{P}(\infty)$, respectively.*

$$\mathcal{F}_1 : [3, 0, 1, 1, 1], \frac{(y-x)(z-x)(y-z)}{(y-\tau x)(z-\tau^2 x)(z-\tau y)} = c$$

$$\mathcal{F}_\tau : [3, 1, 0, 1, 1], \frac{(y-\tau^2 x)(z-x)(z-\tau^2 y)}{(y-x)(z-\tau x)(z-\tau y)} = c$$

$$\mathcal{F}_{\tau^2} = \mathcal{F}_{-1-\tau} : [3, 1, 1, 0, 1], \frac{(y-x)(z-\tau^2 x)(z-\tau^2 y)}{(y-\tau x)(z-\tau x)(z-y)} = c$$

$$\mathcal{F}_0 : [6, 1, 1, 1, 3], \frac{y^3(x^3 - z^3)}{x^3(y^3 - z^3)} = c$$

$$\mathcal{F}_{-1} : [9, 4, 1, 1, 3], \frac{(y^3 - z^3)(x^2 - yz)^3}{(x^3 - z^3)(-y^2 + zx)^3} = c$$

$$\mathcal{F}_{-\tau} : [9, 1, 4, 1, 3], \frac{(y^3 - z^3)(x^2 - \tau^2 yz)^3}{(x^3 - z^3)(-xz + \tau y^2)^3} = c$$

$$\mathcal{F}_{1+\tau} : [9, 1, 1, 4, 3], \frac{(y^3 - z^3)(x^2 - \tau yz)^3}{(x^3 - z^3)(y^2 - \tau xz)^3} = c$$

$$\mathcal{F}_{1-\tau} : [15, 1, 7, 4, 3],$$

$$\frac{(x^3 - z^3)(x^3y + \tau^2y^4 + (-\tau + 1)xy^2z + (-\tau + 1)x^2z^2 + yz^3)^3}{(y^3 - z^3)(x^4 + \tau xy^3 + (2\tau + 1)x^2yz + (2\tau + 1)y^2z^2 + \tau xz^3)^3} = c$$

$$\mathcal{F}_{-1+\tau} : [15, 7, 1, 4, 3],$$

$$\frac{(x^3 - z^3)(x^3y + \tau y^4 + (-2\tau - 1)xy^2z + (\tau - 1)x^2z^2 + yz^3)^3}{(y^3 - z^3)(x^4 + (-\tau - 1)xy^3 + (\tau - 1)x^2yz + (\tau + 2)y^2z^2 + (-\tau - 1)xz^3)^3} = c$$

Now we remark that all nine pencils above can be obtained from \mathcal{F}_1 and \mathcal{F}_∞ by applying Q_i .

In fact, in the strict transform sense, it holds:

$$\mathcal{F}_0 = Q_\infty(\mathcal{F}_\infty), \quad \mathcal{F}_{1+\tau} = Q_{\tau^2}(\mathcal{F}_0),$$

$$\mathcal{F}_{-1} = Q_1(\mathcal{F}_0), \quad \mathcal{F}_{-\tau} = Q_\tau(\mathcal{F}_0),$$

$$\mathcal{F}_{-1+\tau} = Q_1(\mathcal{F}_{-\tau}), \quad \mathcal{F}_{1-\tau} = Q_\tau(\mathcal{F}_{-1}),$$

$$\mathcal{F}_{-1-\tau} = \mathcal{F}_{\tau^2} = Q_\tau(\mathcal{F}_1)$$

$$\mathcal{F}_\tau = Q_{\tau^2}(\mathcal{F}_1),$$

where the last assertion follows from

$$q_{\tau^2}(t) = -t - \tau^2 = -t + 1 + \tau$$

applied to $t = 1$.

Our algorithm transforms the pencils $\mathcal{F}_{m+n\tau}$, by repeated applications of $Q_1, Q_\tau, Q_{\tau^2}, Q_\infty$, to either the pencil of cubics \mathcal{F}_1 or to \mathcal{F}_∞ . The data of these pencils are

$$\mathcal{F}_1 : [3, 0, 1, 1, 1]$$

(the generic smooth cubic of \mathcal{F}_1 does not pass by $\mathcal{P}_3(1)$),

$$\mathcal{F}_\infty : [3, 1, 1, 1, 0]$$

(the generic smooth cubic of \mathcal{F}_∞ does not pass by $\mathcal{P}_3(\infty)$).

When arriving at one of these two pencils of cubics, it is a matter of inverting the order of the quadratic maps which were used, and we obtain $\mathcal{F}_{m+n\tau}$ step by step from the pencils of cubics.

Remark: After having determined the data $[d, m_1, m_\tau, m_{\tau^2}, m_\infty]$ of the elliptic pencil $\mathcal{F}_{t=m+n\tau}$, for $m, n \in \mathbb{Z}$, the data of the pencil $\mathcal{F}_{t=\frac{1}{m+n\tau}}$ can be obtained after one application of q_∞ , that is,

$$[2d - 3m_\infty, m_1, m_{\tau^2}, m_\tau, d - 2m_\infty]$$

8. EXAMPLES AND ALGORITHMS IN PYTHON AND SINGULAR

Example 13. For $t = -2 + 8\tau$, the algorithm runs as follows:

$$\left\{ \begin{array}{l} q_{\tau^2} : (-2, 8) \mapsto ((2, -8) + (1, 1) = (3, -7) \\ q_{\tau} : (3, -7) \mapsto (-3, 7) + (0, -1) = (-3, 6) \\ q_{\tau^2} : (-3, 6) \mapsto (3, -6) + (1, 1) = (4, -5) \\ q_{\tau} : (4, -5) \mapsto (-4, 5) + (0, -1) = (-4, 4) \\ q_1 : (-4, 4) \mapsto (4, -4) + 9 - 1, 0) = (3, -4) \\ q_{\tau} : (3, -4) \mapsto ((-3, 4) + (0, -1) = (-3, 3) \\ q_1 : (-3, 3) \mapsto (3, -3) + (-1, 0) = (2, -3) \\ q_{\tau} : (2, -3) \mapsto (-2, 3) + (0, -1) = (-2, 2) \\ q_1 : (2, -2) \mapsto (2, -2) + 9 - 1, 0) = (1, -2) \\ q_{\tau} : (1, -2) \mapsto (-1, 2) + (0, -1) = (-1, 1) \\ q_1 : (-1, 1) \mapsto (1, -1) + (-1, 0) = (0, -1) \\ q_{\tau} : (0, 1) \mapsto (0, 1) + (0, -1) = (0, 0) \end{array} \right.$$

and finally $\mathcal{F}_0 = Q_{\infty}(\mathcal{F}_{\infty})$.

The pencil \mathcal{F}_{∞} has data $[3, 1, 1, 1, 0]$ applying to it the sequence of quadratic (in reversed order) we obtain the sequence of pencils

$$[6, 1, 1, 1, 3], [9, 1, 4, 1, 3], [15, 7, 1, 4, 3], [27, 4, 13, 7, 3],$$

$$[42, 19, 7, 13, 3], [63, 13, 28, 19, 3], [87, 37, 19, 28, 3], [117, 28, 49, 37, 3],$$

$$[150, 61, 37, 49, 3], [189, 49, 76, 61, 3], [195, 76, 49, 67, 3], [243, 67, 97, 76, 3],$$

$$[258, 97, 67, 91, 3]$$

This is the example default in the Python algorithm below, which presents the quadratic maps using 0 for Q_{∞} , 1 for Q_1 , 2 for Q_{τ} , 3 for Q_{τ^2} and shows all intermediary pencils from the the cubic up to to the pencil of degree 258.


```

1
2 m = -2; n = 8;
3 listmn=[m,n]
4 print('initial values m,n of t=m+ntau:')
5 print(listmn)
6 listQ=[]
7 while abs(listmn[0])+abs(listmn[1])>1:
8     if listmn[0]+listmn[1]>1:
9         listmn[0]=-listmn[0]+1
10        listmn[1]=-listmn[1]+1
11        listQ.append(3)
12    elif listmn[0]<=listmn[1]:
13        listmn[0]=-listmn[0]-1
14        listmn[1]=-listmn[1]
15        listQ.append(1)
16    elif listmn[1]<listmn[0]:
17        listmn[0]=-listmn[0]
18        listmn[1]=-listmn[1]-1
19        listQ.append(2)
20 else: # |m|+|n|<=1 reach the fundamental pencils
21     if listmn[0]==0 and listmn[1]==0:
22         listQ.append(0)
23         fundamental=[3,1,1,1,0] #F\infty
24     elif listmn[0]==-1 and listmn[1]==0:
25         listQ.append(1)
26         listQ.append(0)
27         fundamental=[3,1,1,1,0] #F\infty
28     elif listmn[0]==1 and listmn[1]==0:
29         fundamental=[3,0,1,1,1] #F_1
30     elif listmn[0]==0 and listmn[1]==-1:
31         listQ.append(2)
32         listQ.append(0)
33         fundamental=[3,1,1,1,0] #F_\infty
34     elif listmn[0]==0 and listmn[1]==1:
35         listQ.append(3)
36         fundamental=[3,0,1,1,1] #F_1
37 def q1(list): #q1
38     l0=list[0]; l1=list[1]; l2=list[2]; l3=list[3];
39     list[0]=2*l0-3*l1
40     list[1]=l0-2*l1
41     list[2]=l3
42     list[3]=l2
43     return(list)
44 def q2(list): #q_tau
45     l0=list[0]; l1=list[1]; l2=list[2]; l3=list[3];
46     list[0]=2*l0-3*l2
47     list[1]=l3
48     list[3]=l1
49     list[2]=l0-2*l2
50     return(list)
51 def q3(list): #q_tau^2
52     l0=list[0]; l1=list[1]; l2=list[2]; l3=list[3];
53     list[0]=2*l0-3*l3
54     list[1]=l2
55     list[2]=l1
56     list[3]=l0-2*l3
57     return(list)
58 def q0(list): #q_infty
59     l0=list[0]; l2=list[2]; l3=list[3]; l4=list[4];
60     list[0]=2*l0-3*l4
61     list[2]=l3
62     list[3]=l2
63     list[4]=l0-2*l4
64     return(list)
65 list=fundamental #starting with the fundamental, apply Q's
66 print('and corresponding fundamental pencil:')
67 print(fundamental)
68 print('list of Qs to be applied to the fundamental pencil (from left to right),')
69 print('where 0 means Q_infty, 1 means Q_1, 2 means Q_tau, 3 means Q_tau^2:')
70 listQ.reverse()

```

```

71 print(listQ)
72 func_q_list = [q0, q1, q2, q3]
73 print('and effects of Qs: ')
74 for j in listQ:
75     print(func_q_list[j](list))

```

Example 14. For $t = -2 + 41\tau$, according to [Pu13] $d = 5307$. According to our algorithm, starting with $\mathcal{F}_\infty = [3, 1, 1, 1, 0]$ and applying 57 quadratic Cremona maps as in the list

$[0, 2, 1, 2, 1, 2, 1, 2, 1, 2, 1, 2, 1,$
 $2, 1, 2, 1, 2, 1, 2, 1, 2, 1,$
 $2, 1, 2, 1, 2, 1, 2, 1, 2, 3,$
 $2, 3, 2, 3, 2, 3, 2, 3, 2, 3, 2,$
 $3, 2, 3, 2, 3, 2, 3, 2, 3, 2, 3]$

(from left to right, $0 = Q_\infty, 1 = Q_1, 2 = Q_\tau, 3 = Q_{\tau^2}$), we get, step by step,

$[6, 1, 1, 1, 3], [9, 1, 4, 1, 3], [15, 7, 1, 4, 3], [27, 4, 13, 7, 3], [42, 19, 7, 13, 3],$
 $[63, 13, 28, 19, 3], [87, 37, 19, 28, 3], [117, 28, 49, 37, 3], [150, 61, 37, 49, 3],$
 $[189, 49, 76, 61, 3], [231, 91, 61, 76, 3], [279, 76, 109, 91, 3], [330, 127, 91, 109, 3],$
 $[387, 109, 148, 127, 3], [447, 169, 127, 148, 3], [513, 148, 193, 169, 3], [582, 217, 169, 193, 3]$
 $[657, 193, 244, 217, 3], [735, 271, 217, 244, 3], [819, 244, 301, 271, 3]$
 $[906, 331, 271, 301, 3], [999, 301, 364, 331, 3], [1095, 397, 331, 364, 3]$
etc ... etc
 $[4842, 1567, 1693, 1579, 3], [4947, 1693, 1567, 1684, 3], [5193, 1684, 1813, 1693, 3],$
 $[5307, 1813, 1684, 1807, 3]$

For obtaining the expressions of generators of the elliptic pencils in a most simple form, we factorize the composition of the initial cubic expressions with the Q_i using the *Singular* software - which can be used on line at <https://www.singular.uni-kl.de/>.

For instance, consider

$$\mathcal{F}_{-2-2\tau} = Q_\tau(Q_{\tau^2}(Q_1(Q_\infty(\mathcal{F}_\infty))))$$

which has data of degree and multiplicities $[18, 7, 7, 1, 3]$.

Next code in *Singular* provide the irreducible factors (and a list of multiplicities of each factor) of the total transforms by any sequence of quadratic maps. The default example start with generators of \mathcal{F}_∞ , written as $f = y^3 - x^3$ and $g = y^3 - z^3$, and apply the sequence defining $\mathcal{F}_{-2-2\tau}$. Remark that we used $a = \tau$ in the code.

After eliminating common factors (of degree one and two in this case) we get the generators of $\mathcal{F}_{-2-2\tau}$:

$$\mathcal{F}_{-2-2\tau} : c_1 \cdot (x^3 - y^3)(f_5)^3 + c_2 \cdot (x^3 - z^3)(g_5)^3 = 0$$

where

$$f_5 = x^4y + xy^4 + 3\tau x^2y^2z + (-2\tau - 2)x^3z^2 + (-2\tau - 2)y^3z^2 + xyz^3 + (\tau + 1)z^5,$$

$$g_5 = x^3y^2 - \frac{1}{2}y^5 + \frac{\tau}{2}x^4z + \frac{\tau}{2}xy^3z - \frac{3}{2}(\tau + 1)x^2yz^2 + y^2z^3 + \frac{\tau}{2}xz^4$$

```

1
2 ring R=(0,a),(x,y,z),dp;
3 minpoly=a2+a+1;
4 poly f = y^3-x^3;
5 poly g = y^3-z^3;
6 map Qin = R, y*z, x*z, x*y;
7 map Q1 = R, y^2-x*z, x^2-y*z, z^2-x*y;
8 map Qt = R, a*y^2-x*z, a*x^2-y*z, z^2-a^2*x*y;
9 map Qt2 = R, a^2*y^2-x*z, a^2*x^2-y*z, z^2-a*x*y;
10 map Cr= Qin;
11 Cr=Q1(Cr);
12 Cr=Qt2(Cr);
13 Cr= Qt(Cr);
14 poly Crf=Cr(f);
15 poly Crg =Cr(g);
16 factorize(Crf);
17 factorize(Crg);

```

9. ON THE TRIVOLUTION $\tau \cdot t$ AND INVOLUTIONS $\frac{t+2}{t-1}$ AND $-t$

Proposition 15. *The linear automorphisms*

$$\begin{cases} T_1(x : y : z) = (z : x : y) \\ T_2(x : y : z) = (x : \tau y : \tau^2 z) \\ T_3(x : y : z) = (x : \tau^2 y : \tau z) \end{cases}$$

act as identity on the parameter of \mathcal{F}_t , that is, $t \mapsto t$. The linear automorphism of order three

$$T_\tau(x : y : z) = (x : \tau y : z)$$

produces in the plane

$$T_\tau(\mathcal{P}_3(1)) = \mathcal{P}_3(\tau), \quad T_\tau^2(\mathcal{P}_3(1)) = \mathcal{P}_3(\tau^2)$$

acts on the parameter of \mathcal{F}_t as $t \mapsto \tau^2 t$; and so $T_\tau \circ T_\tau$ acts as $t \mapsto \tau \cdot t$

Proof:

Just a matter of taking pullbacks by these automorphisms of

$$\Omega + t \cdot E = 0$$

defining the foliations \mathcal{F}_t (see Section 5). □

Consequently, the foliations \mathcal{F}_t , $\mathcal{F}_{\tau t}$ and $\mathcal{F}_{\tau^2 t}$ are projectively equivalent, for any t .

For $t = 1$, the projective equivalence of $\mathcal{F}_1, \mathcal{F}_\tau, \mathcal{F}_{\tau^2}$ was mentioned in the begining of Section 6.

Another example, the elliptic pencils

$$\mathcal{F}_{6-3\tau} = [195, 49, 76, 67, 3]$$

and

$$\mathcal{F}_{\tau(6-3\tau)} = \mathcal{F}_{3+9\tau} = [195, 67, 49, 76, 3]$$

Proposition 16. *The order four projective automorphism*

$$T_{1,\infty}(x : y : z) = (x + y + z : x + \tau^2 y + \tau z : x + \tau y + \tau^2 z)$$

acts on the parameter t of \mathcal{F}_t as the involution

$$t \mapsto \frac{t+2}{t-1} =: \text{inv}_T(t),$$

in particular $T_{1,\infty}(\mathcal{F}_1) = \mathcal{F}_\infty$. It has the effects

$$\begin{aligned} T_{1,\infty}(P_3(1)) &= P_3(\infty), & T_{1,\infty}(P_3(\infty)) &= P_3(1) \\ T_{1,\infty}(P_3(\tau)) &= P_3(\tau^2), & T_{1,\infty}(P_2(\tau^2)) &= P_3(\tau) \end{aligned}$$

but is not an involution in the plane.

Proof:

The automorphism is represented by the matrix

$$M = \begin{vmatrix} 1 & 1 & 1 \\ 1 & \tau^2 & \tau \\ 1 & \tau & \tau^2 \end{vmatrix}$$

for which $M^4 = \lambda \cdot \text{Id}$. It is not an involution in the plane, in fact,

$$\begin{cases} T_{1,\infty}(1 : 1 : 1) = (1 : 0 : 0), & T_{1,\infty}^2(1 : 1 : 1) = (1 : 1 : 1) \\ T_{1,\infty}(1 : \tau : \tau^2) = (0 : 1 : 0), & T_{1,\infty}^2(1 : \tau : \tau^2) = (1 : \tau^2 : \tau) \\ T_{1,\infty}(1 : \tau^2 : \tau) = (0 : 0 : 1), & T_{1,\infty}^2(1 : \tau^2 : \tau) = (1 : \tau : \tau^2) \end{cases}$$

For finding the effect on the parameter $t \mapsto \frac{t+2}{t-1}$, is just a matter of taking pullback

$$T_{1,\infty}^*(\Omega + tE)$$

and comparing with $\Omega + tE$. □

Recalling the involutions on the parameter associated to $Q_1, Q_\tau, Q_{\tau^2}, Q_\infty$

$$\begin{cases} q_1(t) = -t - 1 \\ q_\tau(t) = -t - \tau \\ q_{\tau^2}(t) = -t - \tau^2 = -t + 1 + \tau \\ q_\infty(t) = \frac{1}{t} \end{cases}$$

and the involution $\text{inv}_T(t) = \frac{t+2}{t-1}$, we remark that

$$\text{inv}_T \circ q_1 \circ \text{inv}_T = q_\infty$$

Our method of realization of elliptic pencils \mathcal{F}_t extends directly to any parameter $t \in \mathbb{Q}(\tau)$ reached after a finite number of compositions of $q_1, q_\tau, q_{\tau^2}, q_\infty, \text{inv}_T$ applied to an element of $\mathbb{Z}(\tau)$.

But we do not know if it is possible to reach in algorithmically way all parameters in $\mathbb{Q}(\tau)$.

At last, a word on the involution $-t$ of the parameter.

Initially it was a surprising experiment the difference between the elliptic pencils associated to t and to $-t$. For example,

$$\begin{cases} \mathcal{F}_{-5+12\tau} : [231, 84, 67, 79, 1] \\ \mathcal{F}_{5-12\tau} : [693, 208, 259, 223, 3] \end{cases}$$

or

$$\begin{cases} \mathcal{F}_{1+13\tau} : [477, 169, 133, 172, 3] \\ \mathcal{F}_{-1-13\tau} : [159, 49, 61, 48, 1] \end{cases}$$

But we remarked that in the first example, for $t = -5 + 12\tau$, while $-5 + 12 \equiv 1 \pmod{3}$, it holds $5 - 12 \equiv 2 \pmod{3}$. In the second, while $1 + 13 \equiv 2 \pmod{3}$, it holds $-1 - 13 \equiv 1 \pmod{3}$.

These arithmetic changes and theirs effects on degrees of the generic element of the pencils are compatible with the degree formula of [Pu13].

REFERENCES

- [Br15] M. Brunella, *Birational geometry of foliations*, IMPA Monographs, Springer, 2015.
- [LN02] A. Lins Neto, *Some examples for the Poincaré and Painlevé problems*, Ann. Sci. École Norm. Sup. (4) 35(2) (2002) 231-266.
- [Gu02] A. Guillot, *Sur les exemples de Lins Neto de feuilletages algébriques*, A. C. R. Acad. Paris, Ser. I 334 (2002) 747-750.
- [MD19] M. Lampa-Baczynska and D. Wojcik, *On the dual Hesse arrangement*, Analytic and Algebraic Geometry 3, Lodz University Press (2019), 169 - 177.
- [Mc01] M. McQuillan, *Non-commutative Mori theory*, rev. version, Technical Report IHES - M - 2001 -42 (2001).
- [MP05] L. G. Mendes and J. V. Pereira, *Hilbert modular foliations on the projective plane*, Comment. Math. Helv. 80 (2005), pp.243-291.
- [MP24] L. G. Mendes and L. Puchuri, *Negative curves and elliptic pencils on a special rational surface*, preprint 2024.
- [HP91] H. Poincaré, *Sur l'intégration algébrique des équations différentielles du premier ordre et du premier degré*, Rendiconti del Circolo Matematico di Palermo 5 (1891) 161–191.
- [HP97] H. Poincaré, *Sur l'intégration algébrique des équations différentielles du premier ordre et du premier degré*, Rendiconti del Circolo Matematico di Palermo 11 (1897) 193–239.
- [Pu13] L. Puchuri, *Degree of the first integral of a pencil in the plane defined by Lins Neto*, Publ. Mat. 57 (2013), 123-137.

Liliana Puchuri, Pontificia Universidad Católica del Perú, Perú.

email: lpuchuri@pucp.pe

Luís Gustavo Mendes, Universidade Federal do Rio Grande do Sul, UFRGS, Brazil.

email: gustavo.mendes@ufrgs.br