

A General Method for Optimal Decentralized Control with Current State/Output Feedback Strategy

Hongdan Li, Yawen Sun and Huanshui Zhang^{*}

Abstract

This paper explores the decentralized control of linear deterministic systems in which different controllers operate based on distinct state information, and extends the findings to the output feedback scenario. Assuming the controllers have a linear state feedback structure, we derive the expression for the controller gain matrices using the matrix maximum principle. This results in an implicit expression that couples the gain matrices with the state. By reformulating the backward Riccati equation as a forward equation, we overcome the coupling between the backward Riccati equation and the forward state equation. Additionally, we employ a gradient descent algorithm to find the solution to the implicit equation. This approach is validated through simulation examples.

1 Introduction

Optimal control theory is essential to modern control systems, forming the foundation of the entire field [2], [9], [22]. Among its various applications, linear quadratic (LQ) optimal control is particularly prominent and representative in linear system synthesis. Initially, research in this area was mainly directed at systems managed by a single controller or multiple controllers with shared information, which could be effectively addressed through augmentation techniques. These centralized control problems were typically resolved using classical approaches.

Decentralized control is a control system design method in which multiple independent controllers work together to achieve the overall control objectives of the system, rather than relying on a single central controller. Each controller makes decisions based on local information it obtains and typically does not directly exchange information with other controllers. Decentralized control systems are widely applied in complex systems such as multi-vehicle formations, smart grids, and large-scale industrial process control. Decentralized control has garnered significant attention, with early research focusing primarily on static aspects like the stochastic team decision problem studied by Marschak [10] and Radner [13]. Witsenhausen [17] expanded this research to dynamic cases, introducing the famous *Witsenhausen counterexample*, which demonstrated that optimal solutions for decentralized LQ control could be nonlinear under non-classical information patterns. Research into discrete-time decentralized problems explored the separation of estimation and control, highlighting the one-step delayed sharing pattern [18]. Additionally, optimal control of LQG systems with

^{*}This work was supported by the Original Exploratory Program Project of National Natural Science Foundation of China (62450004), the Major Basic Research of Natural Science Foundation of Shandong Province (ZR2021ZD14), the National Natural Science Foundation of China (62103241, 62273213), Shandong Provincial Natural Science Foundation (ZR2021QF107).

[†]H. Li, and Y. Sun are with College of Electrical Engineering and Automation, Shandong University of Science and Technology, Qingdao, Shandong, P.R.China 266590. H. Zhang is with the College of Electrical Engineering and Automation, Shandong University of Science and Technology, Qingdao 266590, China, and also with the School of Control Science and Engineering, Shandong University, Jinan, Shandong 250061, China (e-mail: hszhang@sdu.edu.cn).

this information pattern was studied in [6]. Başar [3] further contributed by providing unique affine non-cooperative equilibrium solutions for multistage LQG decision problems, specifically focusing on scenarios with two decision makers and one-step delayed observation sharing.

Regarding other information structures, various studies have examined decentralized optimal control under different conditions. For instance, [7] and [12] explored partially nested information structures. In cases with partial historical sharing, where controllers share some historical information, Mahajan and Nayyar [11] derived optimal linear control strategies using the common information approach. Liang *et al.* [8], under the assumption of linear control strategies and utilizing the maximum principle, studied decentralized control for networked control systems with partial historical sharing. They considered scenarios where the remote and local controllers have access to different information and presented optimal estimators for both controllers based on asymmetric observations. More recent work by Xu *et al.* [20] investigated a class of discrete-time decentralized LQG control problems involving two controllers and a d-step delayed information sharing pattern, providing explicit forms for the pair of optimal linear controllers. For additional research on nonclassical information structures, references [1], [4], [14], and others offer further insights.

It is worth noting that the aforementioned literature focuses on scenarios where all measurement information is corrupted by noise. Consequently, filtering is incorporated into the designed controllers. However, in many control and regulator problems, a common and practical assumption is the availability of “noise-free” measurements. Therefore, it is necessary to further consider the deterministic case with asymmetric information. It has important applications in deterministic control fields such as process control, robotic systems, traffic management, and so on. This paper investigates decentralized control of linear deterministic systems where different controllers are based on different state information. Under the assumption that the controllers have a linear state feedback structure, we derive the expression for the controller gain matrices by applying the matrix maximum principle. This is an implicit expression that couples the gain matrices with the state. The coupling between the backward Riccati equation and the forward state equation makes solving this equation very challenging. Therefore, we consider the algebraic Riccati equation in the steady-state case and solve it by reformulating the backward Riccati equation as a forward equation. Furthermore, we use a gradient descent algorithm to find the solution to the implicit equation. This approach is validated through simulation examples.

This paper can be broadly divided into the following sections. The second section describes the problem under study and the related preparatory work. In the third section, we present the main results and the corresponding algorithm design. The fourth section demonstrates the effectiveness of the algorithm by providing a four-dimensional simulation example. Finally, we conclude the paper with a summary.

Notation: \mathbb{R}^n is the n -dimensional Euclidean space. Y' is the transpose of Y and $Y \geq 0$ ($Y > 0$) means that Y is symmetric positive semi-definite (positive definite).

2 Problem Statement and Preliminary

2.1 Problem Statement

Consider the following discrete-time linear system

$$x(k+1) = Ax(k) + Bu(k), \quad (2.1)$$

where $x \in \mathbb{R}^n, u \in \mathbb{R}^m$ are the state and input, respectively. A, B are constant matrices with suitable dimensions.

Assume that the controller has the following structure

$$u(k) = K(k)x(k) = \begin{bmatrix} K_1(k) & 0 \\ 0 & K_2(k) \end{bmatrix} x(k), \quad (2.2)$$

where $K_i(k)$ are the gain matrices to be determined.

Define the following quadratic cost functional

$$J_N = \sum_{k=0}^N [x(k)'Qx(k) + u(k)'Ru(k)] + x(N+1)'P_{N+1}x(N+1), \quad (2.3)$$

where the weighting matrices Q, R and $P_{N+1} \geq 0$.

Problem 1. Find the gain matrices K_1 and K_2 to minimize the cost functional (2.3) subject to system equation (2.1) and linear structure (2.2).

Remark 1. Compared with the classical LQ, it is essentially a decentralized control problem based on private information. As a result, the classical control theory cannot be directly applied. Furthermore, since the controllers are based only on their private state information and do not share it, the dimensional expansion method fails.

2.2 Preliminary

For discussing, from (2.2), let $x(k) = \begin{bmatrix} x_1(k) \\ x_2(k) \end{bmatrix}$. System (2.1) with (2.2) can be rewritten

$$\begin{cases} x_1(k+1) = (A_{11} + B_{11}K_1(k))x_1(k) + (A_{12} + B_{12}K_2(k))x_2(k), \\ x_2(k+1) = (A_{21} + B_{21}K_1(k))x_1(k) + (A_{22} + B_{22}K_2(k))x_2(k). \end{cases} \quad (2.4)$$

Considering that the essence of the problem is to find the optimal gain matrices K_1 and K_2 , we adopt the matrix maximum principle for the solution. Therefore, let $X_{11}(k+1) = x_1(k+1)x_1(k+1)'$, $X_{12}(k+1) = x_1(k+1)x_2(k+1)'$, $X_{22}(k+1) = x_2(k+1)x_2(k+1)'$. Accordingly, we have

$$\begin{aligned} X_{11}(k+1) &= (A_{11} + B_{11}K_1(k))X_{11}(k)(A_{11} + B_{11}K_1(k))' + (A_{11} + B_{11}K_1(k))X_{12}(k)(A_{12} + B_{12}K_2(k))' \\ &\quad + (A_{12} + B_{12}K_2(k))X_{12}(k)'(A_{11} + B_{11}K_1(k))' + (A_{12} + B_{12}K_2(k))X_{22}(k)(A_{12} + B_{12}K_2(k))', \end{aligned} \quad (2.5)$$

$$\begin{aligned} X_{12}(k+1) &= (A_{11} + B_{11}K_1(k))X_{11}(k)(A_{21} + B_{21}K_1(k))' + (A_{11} + B_{11}K_1(k))X_{12}(k)(A_{22} + B_{22}K_2(k))' \\ &\quad + (A_{12} + B_{12}K_2(k))X_{12}(k)'(A_{21} + B_{21}K_1(k))' + (A_{12} + B_{12}K_2(k))X_{22}(k)(A_{22} + B_{22}K_2(k))', \end{aligned} \quad (2.6)$$

$$\begin{aligned} X_{22}(k+1) &= (A_{21} + B_{21}K_1(k))X_{11}(k)(A_{21} + B_{21}K_1(k))' + (A_{21} + B_{21}K_1(k))X_{12}(k)(A_{22} + B_{22}K_2(k))' \\ &\quad + (A_{22} + B_{22}K_2(k))X_{12}(k)'(A_{21} + B_{21}K_1(k))' + (A_{22} + B_{22}K_2(k))X_{22}(k)(A_{22} + B_{22}K_2(k))'. \end{aligned} \quad (2.7)$$

From (2.1) and (2.2), the cost functional (2.3) can be rewritten as follows.

$$\begin{aligned} J_N &= \sum_{k=0}^N \{x_1(k)'[Q_{11} + K_1(k)'R_{11}K_1(k)]x_1(k) + 2x_1(k)'[Q_{12} + K_1(k)'R_{12}K_2(k)]x_2(k) \\ &\quad + x_2(k)'[Q_{22} + K_2(k)'R_{22}K_2(k)]x_2(k)\} + x'(N+1)P_{N+1}x(N+1) \\ &= \text{tr} \sum_{k=0}^N \{[Q_{11} + K_1(k)'R_{11}K_1(k)]X_{11}(k) + 2[Q_{12} + K_1(k)'R_{12}K_2(k)]X_{12}(k) \\ &\quad + [Q_{22} + K_2(k)'R_{22}K_2(k)]X_{22}(k)\}, \end{aligned} \quad (2.8)$$

where $Q = \begin{bmatrix} Q_{11} & Q_{12} \\ Q_{12}' & Q_{22} \end{bmatrix}$, and $R = \begin{bmatrix} R_{11} & R_{12} \\ R_{12}' & R_{22} \end{bmatrix}$.

3 Main Result

3.1 Main Theorem

Based on the preparatory work in the aforementioned section, we now give the main result.

Theorem 1. *The solution of Problem 1 is given by*

$$\Upsilon_{11}(k)K_1(k)X_{11}(k) + M_{11}(k)X_{11}(k) + \Upsilon_{12}(k)K_2(k)X_{12}(k)' + M_{12}(k)X_{12}(k)' = 0, \quad (3.1)$$

$$\Upsilon_{22}(k)K_2(k)X_{22}(k) + M_{22}(k)X_{22}(k) + \Upsilon_{12}(k)'K_1(k)X_{12}(k) + M_{21}(k)X_{12}(k) = 0, \quad (3.2)$$

where $X_{ij}(k)$, $i, j = 1, 2$ satisfying (2.5)-(2.7), and

$$\begin{aligned} \Upsilon(k) &= \begin{bmatrix} \Upsilon_{11}(k) & \Upsilon_{12}(k) \\ \Upsilon_{12}(k)' & \Upsilon_{22}(k) \end{bmatrix} = R + B'P(k+1)B, \\ M(k) &= \begin{bmatrix} M_{11}(k) & M_{12}(k) \\ M_{21}(k) & M_{22}(k) \end{bmatrix} = B'P(k+1)A \end{aligned}$$

with

$$P(k) = Q + K(k)'RK(k) + (A + BK(k))'P(k+1)(A + BK(k)), \quad (3.3)$$

whose terminal value is P_{N+1} .

Proof. From (2.8), we introduce the following Hamiltonian functional with matrix $P(k+1)$.

$$H_N = \text{tr}[(Q + K(k)'RK(k))X(k) + (A + BK(k))X(k)(A + BK(k))'P(k+1)]$$

Due to the special information structure of the gain matrix $K(k)$, differentiating the Hamiltonian function yields

$$\begin{aligned} 0 &= \frac{\partial H_N}{\partial K_1(k)} = [R_{11} + B'_{11}P_{11}(k+1)B_{11} + B'_{21}P_{12}(k+1)B_{11} + B'_{11}P_{12}(k+1)B_{21} \\ &\quad + B'_{21}P_{22}(k+1)B_{21}]K_1(k)X_{11}(k) + [B'_{11}P_{11}(k+1)A_{11} + B'_{21}P_{12}(k+1)A_{11} \\ &\quad + B'_{11}P_{12}(k+1)A_{21} + B'_{21}P_{22}(k+1)A_{21}]X_{11}(k) + [R_{12}K_2(k) + B'_{11}P_{11}(k+1)(A_{12} \\ &\quad + B_{12}K_2(k)) + B'_{11}P_{12}(k+1)(A_{22} + B_{22}K_2(k)) + B'_{21}P_{22}(k+1)(A_{22} + B_{22}K_2(k)) \\ &\quad + B'_{21}P_{12}(k+1)(A_{12} + B_{12}K_2(k))]X_{12}(k)' \\ &= \Upsilon_{11}(k)K_1(k)X_{11}(k) + M_{11}(k)X_{11}(k) + \Upsilon_{12}(k)K_2(k)X_{12}(k)' + M_{12}(k)X_{12}(k)', \\ 0 &= \frac{\partial H_N}{\partial K_2(k)} = [R_{22} + B'_{12}P_{11}(k+1)B_{12} + B'_{12}P_{12}(k+1)B_{22} + B'_{22}P_{12}(k+1)B_{12} \\ &\quad + B'_{22}P_{22}(k+1)B_{22}]K_2(k)X_{22}(k) + [B'_{12}P_{11}(k+1)A_{12} + B'_{12}P_{12}(k+1)A_{22} \\ &\quad + B'_{22}P_{12}(k+1)A_{12} + B'_{22}P_{22}(k+1)A_{22}]X_{22}(k) + [R_{12}K_1(k) + B'_{12}P_{11}(k+1)(A_{11} \\ &\quad + B_{11}K_1(k)) + B'_{12}P_{12}(k+1)(A_{11} + B_{11}K_1(k)) + B'_{12}P_{12}(k+1)(A_{21} + B_{21}K_1(k)) \\ &\quad + B'_{22}P_{22}(k+1)(A_{21} + B_{21}K_1(k))]X_{12}(k) \\ &= \Upsilon_{22}(k)K_2(k)X_{22}(k) + M_{22}(k)X_{22}(k) + \Upsilon_{12}(k)'K_1(k)X_{12}(k) + M_{21}(k)X_{12}(k), \\ P(k) &= \frac{\partial H_N}{\partial X(k)} = Q + K(k)'RK(k) + (A + BK(k))'P(k+1)(A + BK(k)), \end{aligned}$$

which are the solution of Problem 1. □

Remark 2. *The above result provides the expression for $K_i(k)$, which is in the form based on the forward state Lyapunov equation and the backward Riccati equation. It is very challenging to solve it directly. Considering that in the steady-state form of the Riccati equation (i.e., the algebraic Riccati equation), the results obtained through forward sequence approximation and backward approximation are consistent, we solve it by transforming the backward Riccati equation into a forward equation. It makes the aforementioned equations (3.1) and (3.2) solvable. The specific algorithm is presented below.*

3.2 Algorithm Design

From the above main results, it can be seen that solving Problem 1 hinges on solving the forward and backward matrix equations (3.1)-(3.2) and (3.3), which is difficult to solve. Inspired by solving algebraic equations under steady-state conditions, we transform it into solving forward iterative equations. That is, transforming the backward equation (3.3) into a forward iteration with given initial conditions.

$$P(k+1) = Q + K(k)'RK(k) + (A + BK(k))'P(k)(A + BK(k)) \quad (3.4)$$

with the terminal value $P(0) = \delta I$ ($\delta > 0$).

For convenience of designing the following algorithm, the following lemma is given.

Lemma 1. [5] *For any three matrices A, B and C of suitable dimension,*

$$\text{vec}(ABC) = (C' \otimes A)\text{vec}(B).$$

According to Lemma 1, equations (3.1) and (3.2) can be rewritten as follows.

$$\bar{A}(k)\bar{x}(k) = \bar{b}(k),$$

where

$$\begin{aligned} \bar{A}(k) &= \begin{bmatrix} X_{11}(k)' \otimes \Upsilon_{11}(k) & X_{12}(k) \otimes \Upsilon_{12}(k) \\ X_{12}(k)' \otimes \Upsilon_{12}(k)' & X_{22}(k) \otimes \Upsilon_{22}(k) \end{bmatrix}, \bar{x}(k) = \text{vec} \begin{bmatrix} K_1(k) \\ K_2(k) \end{bmatrix} \\ \bar{b}(k) &= -\text{vec} \begin{bmatrix} M_{11}(k)X_{11}(k) + M_{12}(k)X_{12}(k)' \\ M_{22}(k)X_{22}(k) + M_{21}(k)X_{12}(k) \end{bmatrix}. \end{aligned}$$

Now, let

$$f(\bar{x}(k)) = (\bar{A}(k)\bar{x}(k) - \bar{b}(k))' (\bar{A}(k)\bar{x}(k) - \bar{b}(k)).$$

Obviously, the above function's twice differentiability with respect to \bar{x} can be ensured. Our goal is to find the optimal \bar{x} to minimize f , that is, $\min_{\bar{x}} f(\bar{x}(k))$. Actually, for every time k , the following optimal control problem can be established

$$\min_{\bar{x}} \sum_{i=0}^I [f(\bar{x}^i(k)) + \frac{1}{2}v^i(k)' \bar{R}v^i(k)] + f(\bar{x}^{I+1}(k)), \quad (3.5)$$

$$\text{subject to } \bar{x}^{i+1}(k) = \bar{x}^i(k) + v^i(k), \quad (3.6)$$

where $v^i(k)$ is the control of system (3.6), and integer $I > 0$ is the control terminal time. The weighting matrix \bar{R} is positive. According to the approach proposed in the literature [19], the algorithm for solving equations (3.1) and (3.2) is given as follows.

3.3 Extend to Output Feedback Control

The following will mainly explain how the above results can be extended to more general output feedback scenarios. Consider system (2.1) with the following output equations

$$y_i(k) = H_i x(k), \quad i = 1, 2. \quad (3.7)$$

In this case, our goal is to find the controllers with the following structures to minimize cost functional (2.3).

$$u_i(k) = K_i^y(k)y_i(k). \quad (3.8)$$

For discussing, let $H = \begin{bmatrix} H_1 & 0 \\ 0 & H_2 \end{bmatrix}$, $K^y(k) = \begin{bmatrix} K_1^y & 0 \\ 0 & K_2^y \end{bmatrix}$. In this case, we get

$$X(k+1) = (A + BK^y H)X(k)(A + BK^y H)'. \quad (3.9)$$

Algorithm 1 Numerical algorithm for solving Problem 1.

```

1: Initialization:  $\bar{x}^0(0), \bar{R}, I;$ 
2: for  $i = 0$  to  $I$  do
3:    $g_0(\bar{x}^i(0)) = (\bar{R} + f^{(2)}(\bar{x}^i(0)))^{-1} f^{(1)}(\bar{x}^i(0));$ 
4:   for  $j = 1$  to  $i$  do
5:      $g_j(\bar{x}^i(0)) = (\bar{R} + f^{(2)}(\bar{x}^i(0)))^{-1} [f^{(1)}(\bar{x}^i(0)) + \bar{R}g_{j-1}(\bar{x}^i(0))];$ 
6:   end for
7:    $\bar{x}^{i+1}(0) = \bar{x}^i(0) - g_i(\bar{x}^i(0));$ 
8: end for
9:  $\bar{x}(0) = \bar{x}^I(0);$ 
10: for  $k = 1$  to  $N$  do
11:   Initialization:  $\bar{x}^0(k) = \bar{x}(k-1);$ 
12:   for  $i = 0$  to  $I$  do
13:      $g_0(\bar{x}^i(k)) = (\bar{R} + f^{(2)}(\bar{x}^i(k)))^{-1} f^{(1)}(\bar{x}^i(k));$ 
14:     for  $j = 1$  to  $i$  do
15:        $g_j(\bar{x}^i(k)) = (\bar{R} + f^{(2)}(\bar{x}^i(k)))^{-1} [f^{(1)}(\bar{x}^i(k)) + \bar{R}g_{j-1}(\bar{x}^i(k))];$ 
16:     end for
17:      $\bar{x}^{i+1}(k) = \bar{x}^i(k) - g_i(\bar{x}^i(k));$ 
18:   end for
19:    $\bar{x}(k) = \bar{x}^I(k);$ 
20: end for

```

Define the following Hamiltonian function

$$H_N^y = \text{tr}[(Q + H'K^{y'}RK^yH)X(k) + (A + BK^yH)X(k)(A + BK^yH)'P^y(k+1)] \quad (3.10)$$

Hence, we can obtain the expression for the gain matrices K_i^y as follows.

$$\begin{aligned}
0 &= R_{11}K_1^yH_1X_{11}H_1' + R_{12}K_2^yH_2X_{12}H_1' \\
&\quad + [(B_{11}'P_{11}^y(k+1) + B_{21}'P_{12}^y(k+1))(A_{11} + B_{11}K_1^yH_1) + (B_{21}'P_{12}^y(k+1) + B_{22}'P_{22}^y(k+1))(A_{21} + B_{21}K_1^yH_1)]X_{11}H_1' \\
&\quad + [(B_{11}'P_{11}^y(k+1) + B_{21}'P_{12}^y(k+1))(A_{12} + B_{12}K_2^yH_2) + (B_{21}'P_{12}^y(k+1) + B_{22}'P_{22}^y(k+1))(A_{22} + B_{22}K_2^yH_2)]X_{12}H_1' \\
&= \Upsilon_{11}^yK_1^yH_1X_{11}H_1' + M_{11}^y(k)X_{11}(k)H_1' + \Upsilon_{12}^y(k)K_2^y(k)H_2X_{12}(k)'H_1' + M_{12}^y(k)X_{12}(k)'H_1' \\
0 &= R_{12}'K_1^yH_1X_{12}H_2' + R_{22}K_2^yH_2X_{22}H_2' \\
&\quad + [(B_{12}'P_{11}^y(k+1) + B_{22}'P_{12}^y(k+1))(A_{11} + B_{11}K_1^yH_1) + (B_{12}'P_{12}^y(k+1) + B_{22}'P_{22}^y(k+1))(A_{21} + B_{21}K_1^yH_1)]X_{12}H_2' \\
&\quad + [(B_{12}'P_{11}^y(k+1) + B_{22}'P_{12}^y(k+1))(A_{12} + B_{12}K_2^yH_2) + (B_{12}'P_{12}^y(k+1) + B_{22}'P_{22}^y(k+1))(A_{22} + B_{22}K_2^yH_2)]X_{22}H_2' \\
&= \Upsilon_{12}'K_1^yH_1X_{11}H_2' + M_{21}^y(k)X_{12}(k)H_2' + \Upsilon_{22}^y(k)K_2^y(k)H_2X_{22}(k)H_2' + M_{22}^y(k)X_{22}(k)'H_2',
\end{aligned}$$

where

$$\begin{aligned}
\Upsilon^y(k) &= \begin{bmatrix} \Upsilon_{11}^y(k) & \Upsilon_{12}^y(k) \\ \Upsilon_{12}^y(k)' & \Upsilon_{22}^y(k) \end{bmatrix} = R + B'P^y(k+1)B, \\
M^y(k) &= \begin{bmatrix} M_{11}^y(k) & M_{12}^y(k) \\ M_{21}^y(k) & M_{22}^y(k) \end{bmatrix} = B'P^y(k+1)A,
\end{aligned}$$

with

$$P^y(k) = Q + H'K^{y'}(k)RK^y(k)H + (A + BK^y(k)H)'P^y(k+1)(A + BK^y(k)H). \quad (3.11)$$

4 A Numerical Example

Consider Problem 1 in the four-dimensional case with the following parameters.

$$A = \begin{bmatrix} 1.1 & 0 & 0.1 & 0 \\ 0.1 & 1.1 & 0 & 1 \\ 0 & 0 & 1 & 0.1 \\ 0 & 0.3 & 0 & 1.2 \end{bmatrix}, B = \begin{bmatrix} 1 & 1 & 0 & 2 \\ 0 & 1 & 0 & 0 \\ 0 & 0 & 2 & 0 \\ 0 & 1 & 0 & 1 \end{bmatrix}, Q = \begin{bmatrix} 1 & 0 & 0 & 0 \\ 0 & 1 & 0 & 0 \\ 0 & 0 & 1 & 0 \\ 0 & 0 & 0 & 1 \end{bmatrix},$$

$$R = \begin{bmatrix} 0.5 & 0 & 0 & 0 \\ 0 & 0.5 & 0 & 0 \\ 0 & 0 & 0.5 & 0 \\ 0 & 0 & 0 & 0.5 \end{bmatrix}, P(0) = \begin{bmatrix} 2 & 0 & 0 & 0 \\ 0 & 2 & 0 & 0 \\ 0 & 0 & 2 & 0 \\ 0 & 0 & 0 & 2 \end{bmatrix}, x(0) = \begin{bmatrix} 5 \\ 3 \\ 2 \\ 3 \end{bmatrix},$$

and the number of experiments $I = 90$, terminal time $N = 50$. Applying Algorithm 1, we calculate the solution of Problem 1, whose components as shown in Figure 1 and Figure 2.

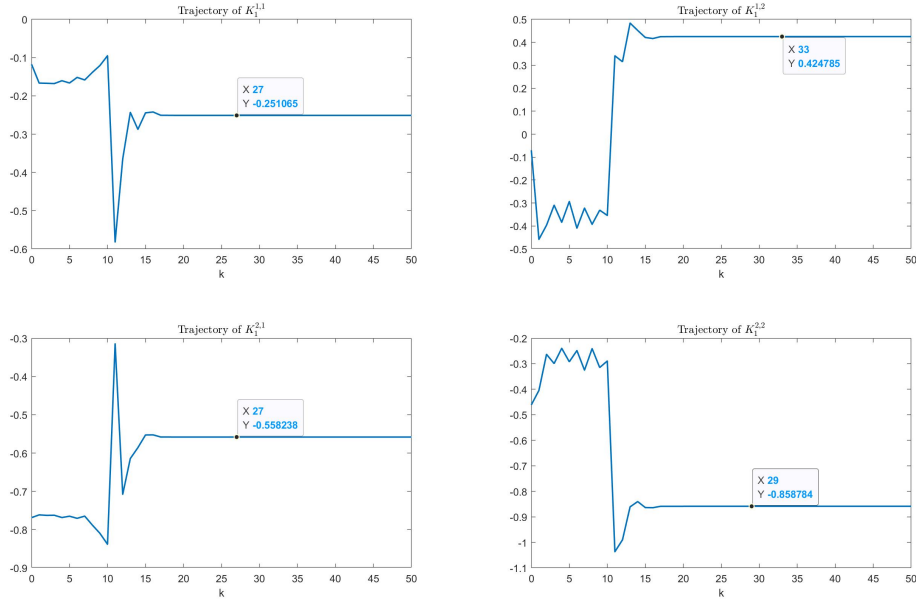


Figure 1: The optimal solution K_1

And the error trajectory plot resulting from solving equations (3.1) and (3.2) is depicted in Figure 3. The calculation accuracy can reach up to 10^{-3} , demonstrating the effectiveness of the algorithm. Moreover, The state trajectory plot under the optimal solution is depicted in Figure 4.

5 Conclusion

This paper has conducted an in-depth study on the decentralized control of linear deterministic systems where different controllers operate based on different state information, achieving the following major results. First, we proposed an expression for the controller gain matrices based on the matrix maximum principle, representing a significant innovation in the field of decentralized control. Second, by considering the algebraic Riccati equation in the steady-state case, we transformed the backward Riccati equation into a forward equation for solving, and applied a gradient descent algorithm to find the solution to the implicit equation. Simulation results indicate that our method effectively solves the problem of determining the controller gain matrices.

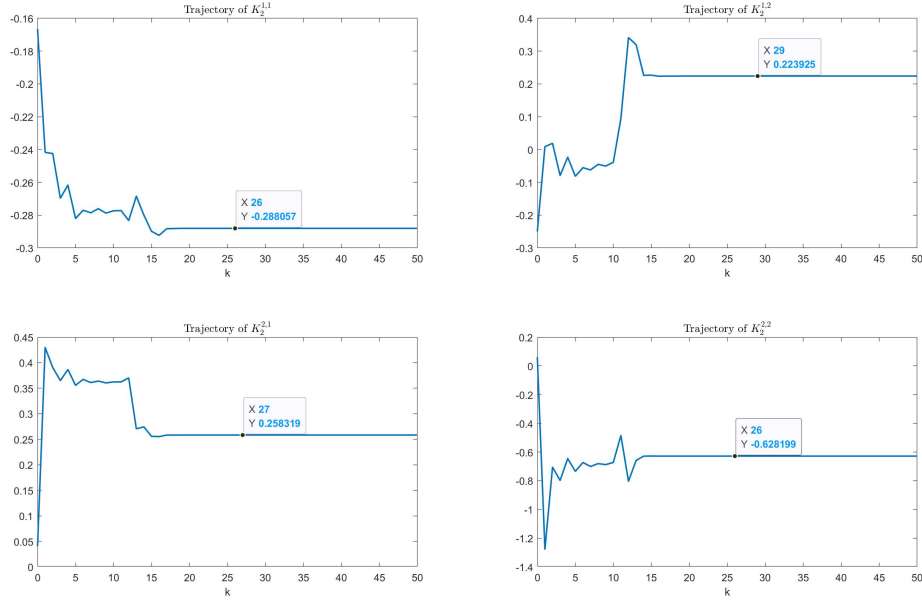


Figure 2: The optimal solution K_2

References

- [1] S. M. Asghari and A. Nayyar, "Decentralized control problems with substitutable actions," in Proc. 54th IEEE Conf. Decis. Control, Dec. 2015, pp. 5302-5307.
- [2] A. E. Bryson, Applied Optimal Control: Optimization Estimation and Control, New York, NY, USA:Halsted, 1975.
- [3] T. Başar, "Two-criteria LQG decision problems with one-step delay observation sharing pattern," Inf. Control, vol. 38, pp. 21-50, 1978.
- [4] C. C. Chang and S. Lall, "An explicit solution for optimal two-player decentralized control over TCP erasure channels with state feedback," in Proc. Amer. Control Conf., Jun. 2011, pp. 4717-4722.
- [5] A. Graham, Kronecker products and matrix calculus with applications, Courier Dover Publications, 2018.
- [6] B.-Z. Kurtaran and R. Sivan. "Linear-quadratic-gaussian control with one-step-delay sharing pattern," IEEE Trans. Autom. Control, vol. 19, no. 5, pp. 571-574, 1974.
- [7] L. Lessard and S. Lall, "Optimal control of two-player systems with output feedback," IEEE Trans. Autom. Control, vol. 60, pp. 2129-2144, Aug. 2015.
- [8] X. Liang, Q. Qi, H. Zhang and L. Xie, "Decentralized Control for Networked Control Systems With Asymmetric Information," in IEEE Transactions on Automatic Control, vol. 67, no. 4, pp. 2076-2083, April 2022.
- [9] F. L. Lewis, D. Vrabie and V. L. Syrmos, Optimal Control, New York, NY, USA:Wiley, 2012.
- [10] J. Marschak and R. Radner, "Economic theory of teams," Cowles Foundation Discussion Papers 59e, Cowles Foundation for Research in Economics, Yale University, 1958.
- [11] A. Mahajan and A. Nayyar, "Sufficient statistics for linear control strategies in decentralized systems with partial history sharing," IEEE Trans. Autom. Control, vol. 60, no. 8, pp. 2046-2056, Aug. 2015.

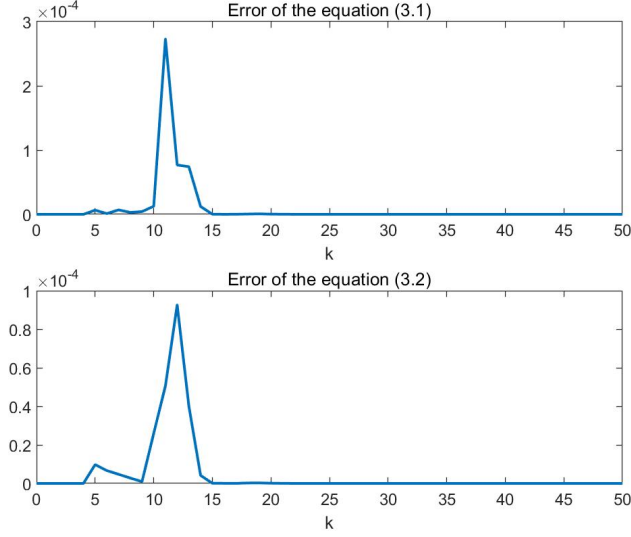


Figure 3: Calculating error of the equation

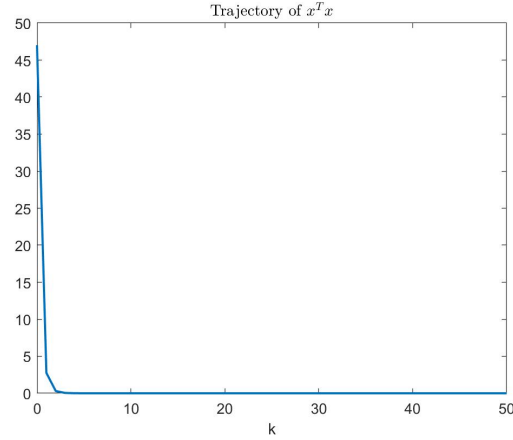


Figure 4: : State trajectory

- [12] A. Nayyar and L. Lessard, “Structural results for partially nested LQG systems over graphs,” in Proc. Amer. Control Conf., pp. 5457-5464, Jul. 2015.
- [13] R. Radner, “Team decision problems,” Ann. Math. Statist., vol. 33, no. 3, pp. 857-881, 1962.
- [14] M. Rotkowitz and S. Lall, “A characterization of convex problems in decentralized control,” IEEE Trans. Autom. Control, vol. 51, no. 2, pp. 274-286, 2006.
- [15] W. J. Rugh, Linear system theory. Prentice-Hall, Inc., 1996.
- [16] H. L. Trentelman, A. A. Stoorvogel and M. L. J. Hautus, Control Theory for Linear Systems, U.K., London:Springer, 2001.
- [17] H. S. Witsenhausen, “A counterexample in stochastic optimum control,” SIAM J. Control Optim., vol. 6, no. 1, pp. 138-147, 1968.
- [18] H. S. Witsenhausen, “Separation of estimation and control for discrete time systems,” Proc. IEEE, vol. 59, no. 11, pp. 1557-1566, 1971.

- [19] H. Wang, Y. Xu, Z. Guo and H. Zhang, “Superlinear Optimization Algorithms,” arxiv preprint arXiv:2403.11115, 2024.
- [20] J. Xu, H. Zhang and T. Başar, “Decentralized LQG Control With d -Step Delayed Information Sharing Pattern,” IEEE Trans. Autom. Control, vol. 68, no. 1, pp. 604-611, Jan. 2023.
- [21] J. Xu and H. Zhang, “Decentralized Control of Linear Systems with Private Input and Measurement Information,” <https://doi.org/10.48550/arXiv.2305.14921>, 2023.
- [22] K. Zhou, J. C. Doyle and K. Glover, Robust and Optimal Control. Upper Saddle River, NJ: Prentice-Hal, 1996.
- [23] H. Zhang, L. Li, J. Xu and M. Fu, “Linear quadratic regulation and stabilization of discrete-time systems with delay and multiplicative noise,” IEEE Trans. Autom. Control, vol. 60, no. 10, pp. 2599-2613, 2015.
- [24] W. Zhang, L. Xie and B. Chen, “Stochastic H_2/H_∞ control: A Nash game approach,” CRC Press, 2017.

This figure "Error.jpg" is available in "jpg" format from:

<http://arxiv.org/ps/2409.04144v1>

This figure "K1.jpg" is available in "jpg" format from:

<http://arxiv.org/ps/2409.04144v1>

This figure "K2.jpg" is available in "jpg" format from:

<http://arxiv.org/ps/2409.04144v1>

This figure "trX.jpg" is available in "jpg" format from:

<http://arxiv.org/ps/2409.04144v1>