

On The Role of Prompt Construction In Enhancing Efficacy and Efficiency of LLM-Based Tabular Data Generation

Banooqa Banday*
Texas State University

BANOOQA@TXSTATE.EDU

Kowshik Thopalli*
Lawrence Livermore National Laboratory

KOWSHIK_THOPALLI@LLNL.GOV

Tanzima Z. Islam
Texas State University

TANZIMA@TXSTATE.EDU

Jayaraman J. Thiagarajan
Lawrence Livermore National Laboratory

JJAYARAM@LLNL.GOV

Editor:

Abstract

LLM-based data generation for real-world tabular data can be challenged by the lack of sufficient semantic context in feature names used to describe columns. We hypothesize that enriching prompts with domain-specific insights can improve both the quality and efficiency of data generation. To test this hypothesis, we explore three prompt construction protocols: **Expert-guided**, **LLM-guided**, and **Novel-Mapping**. Through empirical studies with the recently proposed GReaT framework, we find that context-enriched prompts lead to significantly improved data generation quality and training efficiency.

Keywords: Large-language Models, Prompt Construction, Tabular Data, Synthetic Data Generation

1 Introduction

Generating realistic synthetic tabular data is a significant challenge with important applications in data augmentation (Ding et al., 2024; Yuan et al., 2023), privacy preservation (Al-Rubaie and Chang, 2019), and data imputation (Li and Döhmen, 2024). While a wide variety of approaches have been proposed, LLM-based tabular data generation has emerged a promising research direction. In this regard, Borisov *et al.* recently proposed GReaT (Generation of Realistic Tabular data) (Borisov et al., 2023), which transforms tabular data into textual encodings (or prompts) and fine-tunes pre-trained LLMs to generate synthetic samples. More specifically, the text prompt in GReaT uses a subject-predicate-object schema, where the subject is simply the feature name. However, feature names in many real-world tabular datasets can be ambiguous, contain non-decipherable abbreviations or symbols, and even generic labels with no semantic context. In such cases, the text encoding used by GReaT can be insufficient to obtain high-fidelity synthetic samples,

*. Equal contribution. Accepted to IEEE ICASSP 2025.

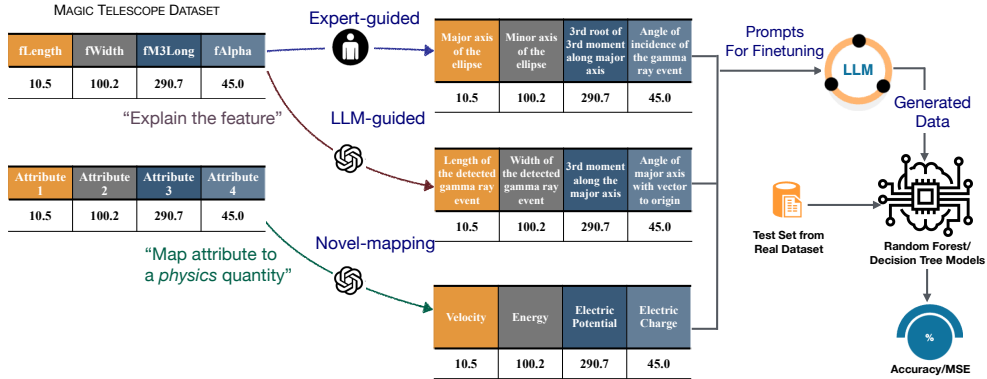


Figure 1: An overview of our approach for LLM-based tabular data generation. Our contributions include designing new prompt construction strategies and investigating their role in improving the quality of synthesized samples.

and can be highly sub-optimal in the case of generic labels (e.g., attribute A). In this paper, we hypothesize that enriching text prompts with domain-specific insights can significantly enhance an LLM’s ability to synthesize high-quality tabular data. To validate this hypothesis, we propose three different prompt construction protocols (see Figure 1): (i) **Expert-guided**, where domain experts provide detailed descriptors for feature names; (ii) **LLM-guided**, where external LLMs automatically generate feature descriptors for a given feature name and the dataset name; and (iii) **Novel-Mapping** which leverages an external LLM to map generic feature names, based on their value ranges to meaningful features from a novel domain (e.g., physics or life sciences).

Through experiments on diverse datasets and two different LLMs, we demonstrate that our context-enriched prompting strategies consistently outperform the baseline of using raw feature names. The enhanced prompts not only improve the quality of the generated data, but also significantly boost training efficiency ($< 25\%$ of the epochs required by the baseline to achieve similar performance). Notably, the benefits persist even with parameter-efficient fine-tuning methods such as LoRA (Hu et al., 2022). Finally, the **Novel-Mapping** protocol with no assumption on access to the actual feature names significantly outperforms the GReaT baseline even with access to the features.

2 Background

Problem Setup: Let $\mathcal{D} = \{(\mathbf{x}_i, y_i)\}_{i=1}^N$ denote a tabular dataset with N samples, where $\mathbf{x}_i \in \mathcal{X}$ is a set of features in \mathbb{R}^n and $y_i \in \mathcal{Y}$ is the corresponding target (categorical or continuous-valued). Without loss of generality, we refer to the names of the n input features in the table as $\{c_1 \cdots c_n\}$. We aim to build a generative model that can synthesize realistic samples $\{(\tilde{\mathbf{x}}_j, \tilde{y}_j)\}_j$, where $\tilde{\mathbf{x}}_j \in \mathcal{X}$ and $\tilde{y}_j \in \mathcal{Y}$. Given its broad applicability, this problem has gained significant attention, leading to the proposal of several solutions, with the most common being the extension of generative models from the vision literature to tabular datasets. Examples include TGAN (Xu and Veeramachaneni, 2018), CTGAN (Xu et al., 2019), TVAE (Ishfaq et al., 2018), and even diffusion models (Kotelnikov et al., 2023). However, recently, Borisov *et al.* explored an alternative approach (GReaT) of fine-

tuning pre-trained LLMs to build tabular data generators and demonstrated state-of-the-art capabilities. Since our study builds upon this approach, we now provide a brief overview of GReaT (Borisov et al., 2023).

An Overview of GReaT: In this approach, each n -dimensional input sample (a row in the input data matrix $\mathbf{X} \in \mathbb{R}^{T \times n}$) is first transformed into a textual encoding, and subsequently used as a prompt to query an LLM. This encoding strategy, which we refer to as **Baseline** encoding, constructs row-wise prompts by directly utilizing the feature names and adding the **is** qualifier to separate feature names and their corresponding values. For e.g., the encoding for the i^{th} row of the input matrix \mathbf{X} can be written as “ c_1 is x_i^1, c_2 is x_i^2, \dots, c_n is x_i^n ”, where x_i^k represents the value of the k^{th} feature from the i^{th} sample. GReaT then fine-tunes pre-trained LLMs on these prompts using a next-token prediction objective. Once the model is fine-tuned, new samples can be unconditionally generated by post-processing the LLM’s response for a test prompt that does not contain the feature values.

3 Proposed Work

While the **Baseline** encoding has been shown to lead to strong generation capabilities (Borisov et al., 2023), with real-world tabular datasets, the feature names are not always chosen to provide sufficient context for the observed values; for example, real-world datasets can contain ambiguous or generic feature names such as *Attribute A*. Furthermore, it is common to use abbreviations or symbols that are not readily decipherable (e.g., *fAlpha* in the magic telescope dataset) without sufficient expertise in the considered domain. In such cases, it can be challenging for an LLM to leverage useful priors from its pre-training, thereby impacting its generation performance. Consequently, the focus of this work is to study the impact of enriching the prompts with better clarity and specificity on an LLM’s ability to generate high-quality tabular data. To this end, we explore three different prompt construction protocols: (i) **Expert-guided:** Expand feature names with domain-specific descriptors during prompt construction; (ii) **LLM-guided:** Leverage an LLM to provide additional description of the features based on their original names in the table; (iii) **Novel-Mapping:** Leverage an LLM to provide feature names given the original value ranges and the name of a field. This protocol is useful when the feature names are generic and do not contain any meaningful information to expand upon.

3.1 Prompt Construction Protocols

(i) **Expert-guided:** In this approach, we replace the feature names with user-provided descriptors detailing the semantic context of each column in the tabular dataset while retaining the **is** qualifier from **Baseline** encoding. Although this requires additional human effort, our empirical study shows that this expanded context not only improves the efficacy of data generation but also provides significant gains in training efficiency, *i.e.*, number of epochs for fine-tuning.

(ii) **LLM-guided:** As an alternative to expert guidance, we also explore the feasibility of leveraging a pre-trained Large Language Model (LLM) such as ChatGPT (OpenAI, 2024) to automate this process. More specifically, we query the ChatGPT API with the following prompt: “For a dataset named <name>, the given column names are <list of column

names>. You need to provide a short one-line description of each feature.” The response from ChatGPT is then parsed and used in lieu of the original feature names c_k during prompt construction for the fine-tuning step. Note that, this approach is applicable only when the feature names are at least partially specified (e.g., abbreviations or symbols).

(iii) **Novel-Mapping**: Finally, in realistic scenarios where the column names contain no useful information (e.g., Column A, Column B, \dots), neither of the above two approaches will be applicable. In such a case, we propose the use of the **Novel-Mapping** protocol, which will query an external LLM to generate a suitable feature name from an arbitrary domain (e.g., physics or life sciences); for example, one can use the query “I have a dataset that does not have meaningful names for features. Given the ranges of the columns are <list of ranges>, suggest a term/phenomenon from <field name> that can take values in each of the given ranges. Rules are: (i) the terms/phenomenon should be from the same field, (ii) no two suggestions can be identical.”. Note, the <field name> can be arbitrarily chosen as long as the feature names remain consistent with the LLM’s prior knowledge (i.e., chosen from the same domain) and they have a similar range of feasible values (<list of ranges>). Figure 1 illustrates an example with the Magic Telescope dataset, where we replace the generic attribute labels with quantities from physics.

3.2 LLM Fine-tuning for Data Generation

While GReaT (Borisov et al., 2023), by design, fine-tunes all LLM parameters, our study considers both regular fine-tuning as well as parameter-efficient fine-tuning (PEFT) based on LoRA (Hu et al., 2022). In a nutshell, LoRA is a technique for efficiently fine-tuning LLMs by restricting updates to a low-rank subspace of the model’s gradient space, allowing significant parameter adaptation with minimal computational overhead.

3.3 Implementation

For this study, we used two LLMs, namely GPT-2 (Radford et al., 2019) and DistilGPT-2 (Sanh et al., 2019) and build upon the publicly released GReaT codebase¹. For fine-tuning DistilGPT-2, we used the AdamW optimizer with learning rate $5e - 5$ and trained for 400 epochs. For GPT-2, we used LoRA with learning rate set to $5e - 5$, $r = 16$ and $\alpha = 32$. Our implementation utilizes the Transformers (Wolf et al., 2019) and PEFT (Mangrulkar et al., 2022) libraries².

4 Experimental Setup

Datasets. Table 1 summarizes the four tabular datasets considered in this work, comprising both classification and regression tasks. We provide detailed descriptions of the datasets in the appendix.

Evaluation. To assess the quality of the synthetic data generated with our prompting strategies, we test how well predictive models trained solely on this synthetic data perform on real test data. In prior work, this evaluation has been referred to as machine learning efficiency (MLE) (Borisov et al., 2023). To estimate MLE, we utilize two widely used

1. https://github.com/kathrinse/be_great

2. <https://github.com/huggingface/>

Table 1: Summary of datasets considered in this study.

Dataset	Features	Targets
HELOC (Kaggle, b)	23	Likelihood of loan repayment (classification)
Magic Gamma Telescope (Bock, 2007)	10	Class label – gamma ray or cosmic ray (classification)
California Housing (Kaggle, a)	8	Median house value (regression)
Parkinson’s Diagnosis (Tsanas and Little, 2009)	19	Parkinson’s score (regression)

ML models for tabular data – random forests (RF) (Breiman, 2001) and decision trees (DT) (Breiman et al., 1984). We train these models using the sklearn (Pedregosa et al., 2011) library and conduct hyper-parameter tuning through grid-search with 5-fold cross-validation. As evaluation metrics, we use the mean squared error and accuracy scores for regression and classification tasks respectively. MLE quantifies how well models trained purely on the synthetic data can generalize to real unseen data, thereby serving as an effective proxy for the quality of the generated samples.

5 Results and Findings

In this section, we perform a comprehensive evaluation of the impact of the prompt construction methods on MLE. We present our findings below

Finding 1: *Leveraging semantic context in prompts boosts LLM-based data generation.*

Table 2 shows the MLE scores achieved by models trained on synthetic data generated using the different prompting methods after fine-tuning all the parameters of DistilGPT-2. For the Magic Telescope dataset, the **Expert-guided** prompts boost accuracy by up to 3.3% over the baseline and outperforms the **LLM-guided** prompts by 2.4% for the RF model.

Finding 2: *With better prompts, training efficiency comes for free.*

Figure 2 provides insights into the training dynamics when using the proposed prompting strategies on the Parkinson’s diagnosis dataset. Strikingly, with both **LLM-guided** and **Expert-guided** prompts, the models surpass the MLE while requiring < 25% of the **Baseline** training epochs.

On the Parkinson’s diagnosis dataset, the expert-guided and LLM-guided approaches reduce the MSE by > 80% compared to the **Baseline** encoding for both ML models. Enhanced prompts do not provide significant performance gains on the HELOC and California Housing datasets, which already contain non-ambiguous and readily interpretable feature names.

Finding 3: *Benefits continue to persist even with parameter-efficient fine-tuning.*

Figure 3 presents the MLE scores achieved by models trained on synthetic data generated from the GPT-2 model fine-tuned with LoRA.

A striking observation is that the proposed prompting strategies continue to outperform **Baseline** encoding even with PEFT. For example, on the Parkinson’s diagnosis dataset, the **Expert-guided** and **LLM-guided** prompts reduce the MSE by 33.7% and 27.5%, respectively, compared to **Baseline** prompting for the DT model. Furthermore, on the

Table 2: Prediction performance of decision tree and random forest models on four datasets. ML models are trained on data generated by fine-tuning Distil-GPT2. Results demonstrate that enriching prompts with relevant semantic context yields a boost in performance.

Dataset (Metric)	Prompting Protocol	Performance	
		Decision Tree	Random Forest
Magic Telescope (Accuracy)	Baseline	80.57	82.94
	Expert-guided	82.1	86.25
	LLM-guided	80.6	83.81
HELOC (Accuracy)	Baseline	69.12	70.65
	Expert-guided	69.22	70.7
	LLM-guided	69.36	70.27
Parkinsons Diagnosis (MSE)	Baseline	11.15	10.2
	Expert-guided	4.21	1.96
	LLM-guided	3.52	1.84
California Housing (MSE)	Baseline	0.5	0.35
	Expert-guided	0.46	0.34
	LLM-guided	0.48	0.34

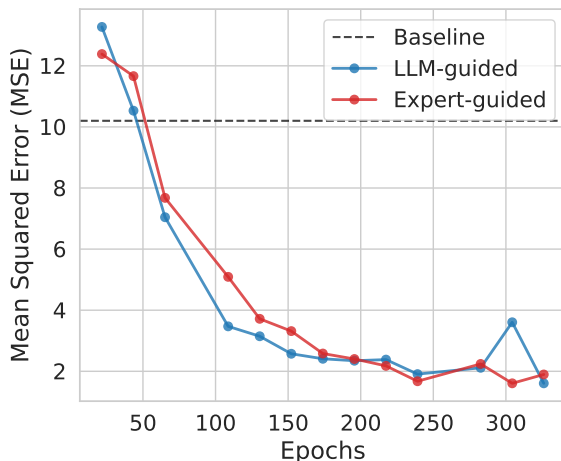


Figure 2: Enhanced prompt construction strategies lead to better computational efficiency.

Magic Telescope dataset, **Expert-guided** prompts achieve a non-trivial accuracy boost of 3.5%.

Finding 4: *When no context is available, Novel-Mapping is highly effective.*

In Figure 4, we present the downstream prediction performance obtained with the **Baseline** and the **Novel-Mapping** strategies. Notably, when dealing with datasets containing non-decipherable names, mapping those feature names to meaningful names from another novel domain that is consistent with the priors of the pre-trained LLM provides significant benefits. For instance, in the case of the Magic Telescope dataset, we observe an accuracy improvement of 1.3% points for the DT model, and similarly, for Parkinson’s diagnosis, we observe substantial reductions of >57% in MSE for both models. While we establish the benefits of the **Novel-Mapping** strategy here compared to the **Baseline** with non-

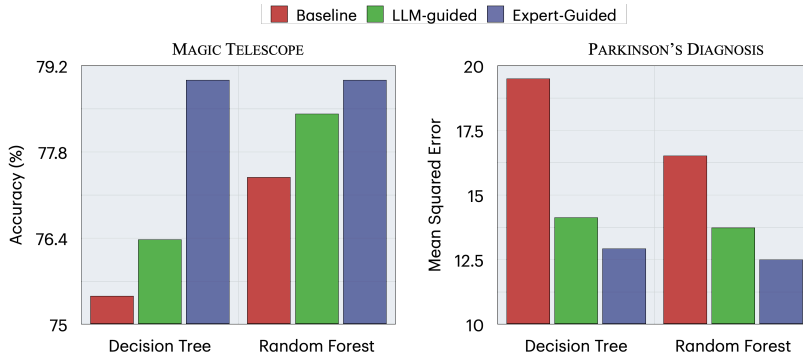


Figure 3: Performance of ML models trained on synthetic data, generated by fine-tuning GPT-2 with LoRA using various prompting methods, evaluated on the Magic Telescope and Parkinson’s diagnosis datasets.

decipherable feature names, we note that this method will lead to even higher gains when the feature names are completely generic and lack relevant context.

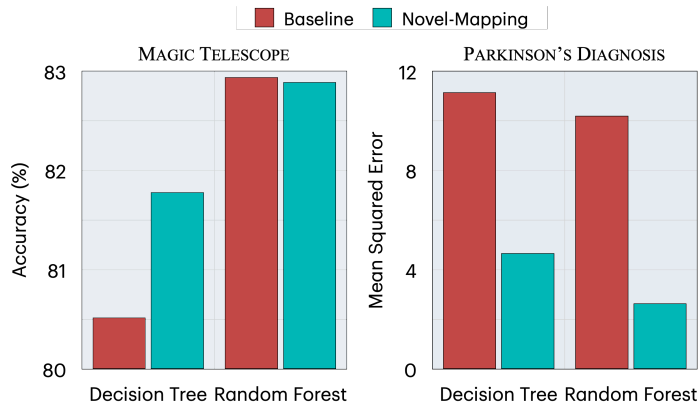


Figure 4: Mapping generic feature names to semantically meaningful descriptors from a novel domain provides non-trivial gains in performance.

6 Conclusions

Our empirical results clearly evidence that when the feature names in tabular datasets do provide sufficient semantic context, the proposed prompting strategies can substantially enhance the quality of the generated samples. Furthermore, these strategies also exhibit improved computational efficiency. Interestingly, even **Novel-Mapping** is a viable strategy in practice, particularly when the dataset contains only generic attribute descriptors.

7 Limitations

We highlight some of the limitations of our approach which warrant further investigation. First, while we considered a diverse set of datasets, we only focus on four of them, and con-

sidering a more diverse range of datasets is required. Second, we primarily assess the quality of the generated data using the Machine Learning Efficiency (MLE) metric, which need not capture all aspects of data quality. Incorporating additional evaluation metrics could provide a more comprehensive understanding of the generated data’s properties. Finally, while we propose the LLM-guided and Novel-Mapping strategies to address the limitation of relying on human expertise in the Expert-guided approach, further research is needed to validate their effectiveness across a wider range of scenarios.

Acknowledgments and Disclosure of Funding

This work was performed under the auspices of the U.S. Department of Energy by the Lawrence Livermore National Laboratory under Contract No. DE-AC52-07NA27344, Lawrence Livermore National Security, LLC. Supported by LDRD project 24-FS-002. LLNL-CONF-862086. This material is also based upon work supported by the U.S. Department of Energy, Office of Science under Award Number DE-SC0022843.

References

- Mohammad Al-Rubaie and J. Morris Chang. Privacy-preserving machine learning: Threats and solutions. *IEEE Security & Privacy*, 17(2):49–58, 2019. doi: 10.1109/MSEC.2018.2888775.
- R. Bock. MAGIC Gamma Telescope. UCI Machine Learning Repository, 2007. DOI: <https://doi.org/10.24432/C52C8B>.
- Vadim Borisov, Kathrin Sessler, Tobias Leemann, Martin Pawelczyk, and Gjergji Kasneci. Language models are realistic tabular data generators. In *The Eleventh International Conference on Learning Representations*, 2023. URL <https://openreview.net/forum?id=cEygmQN0eI>.
- Leo Breiman. Random forests. *Machine Learning*, 45(1):5–32, October 2001. ISSN 0885-6125.
- Leo Breiman, Jerome Friedman, R.A. Olshen, and Charles J. Stone. Classification and regression trees (1st ed.). Chapman and Hall/CRC, 1984. DOI: <https://doi.org/10.1201/9781315139470>.
- Bosheng Ding, Chengwei Qin, Ruochen Zhao, Tianze Luo, Xinze Li, Guizhen Chen, Wenhan Xia, Junjie Hu, Anh Tuan Luu, and Shafiq Joty. Data augmentation using llms: Data perspectives, learning paradigms and challenges. *arXiv preprint arXiv:2403.02990*, 2024.
- Edward J Hu, yelong shen, Phillip Wallis, Zeyuan Allen-Zhu, Yuanzhi Li, Shean Wang, Lu Wang, and Weizhu Chen. LoRA: Low-rank adaptation of large language models. In *International Conference on Learning Representations*, 2022. URL <https://openreview.net/forum?id=nZeVKeeFYf9>.
- Haque Ishfaq, A Hoogi, and D Rubin. Tvae: Deep metric learning approach for variational autoencoder. In *Proc. ICLR Workshop. Vancouver, BC, Canada*, 2018.

- Kaggle. California housing prices, a. URL <https://www.kaggle.com/datasets/camnugent/california-housing-prices>.
- Kaggle. Home equity line of credit(heloc), b. URL <https://www.kaggle.com/datasets/averkiyoliabev/home-equity-line-of-creditheloc>.
- Akim Kotelnikov, Dmitry Baranchuk, Ivan Rubachev, and Artem Babenko. Tabddpm: Modelling tabular data with diffusion models. In *International Conference on Machine Learning*, pages 17564–17579. PMLR, 2023.
- Xue Li and Till Döhmen. Towards efficient data wrangling with llms using code generation. In *DEEM@ SIGMOD*, pages 62–66, 2024.
- Sourab Mangrulkar, Sylvain Gugger, Lysandre Debut, Younes Belkada, Sayak Paul, and Benjamin Bossan. Peft: State-of-the-art parameter-efficient fine-tuning methods. <https://github.com/huggingface/peft>, 2022.
- OpenAI. Chatgpt (gpt-4). <https://www.openai.com/>, 2024. <https://www.openai.com/>.
- F. Pedregosa, G. Varoquaux, A. Gramfort, V. Michel, B. Thirion, O. Grisel, M. Blondel, P. Prettenhofer, R. Weiss, V. Dubourg, J. Vanderplas, A. Passos, D. Cournapeau, M. Brucher, M. Perrot, and E. Duchesnay. Scikit-learn: Machine learning in Python. *Journal of Machine Learning Research*, 12:2825–2830, 2011.
- Alec Radford, Jeffrey Wu, Rewon Child, David Luan, Dario Amodei, Ilya Sutskever, et al. Language models are unsupervised multitask learners. *OpenAI blog*, 1(8):9, 2019.
- Victor Sanh, Lysandre Debut, Julien Chaumond, and Thomas Wolf. Distilbert, a distilled version of bert: smaller, faster, cheaper and lighter. *arXiv preprint arXiv:1910.01108*, 2019.
- Athanasios Tsanas and Max Little. Parkinsons Telemonitoring. UCI Machine Learning Repository, 2009. DOI: <https://doi.org/10.24432/C5ZS3N>.
- Thomas Wolf, Lysandre Debut, Victor Sanh, Julien Chaumond, Clement Delangue, Anthony Moi, Pierric Cistac, Tim Rault, Rémi Louf, Morgan Funtowicz, et al. Huggingface’s transformers: State-of-the-art natural language processing. *arXiv preprint arXiv:1910.03771*, 2019.
- Lei Xu and Kalyan Veeramachaneni. Synthesizing tabular data using generative adversarial networks. *arXiv preprint arXiv:1811.11264*, 2018.
- Lei Xu, Maria Skoularidou, Alfredo Cuesta-Infante, and Kalyan Veeramachaneni. Modeling tabular data using conditional gan. In *Advances in Neural Information Processing Systems*, 2019.
- Jiayi Yuan, Ruixiang Tang, Xiaoqian Jiang, and Xia Hu. Large language models for health-care data augmentation: An example on patient-trial matching. In *AMIA Annual Symposium Proceedings*, volume 2023, page 1324. American Medical Informatics Association, 2023.

Appendix A. Detailed Descriptions of the Datasets

A.1 HELOC (Home Equity Line Of Credit)

This has 10,459 samples and 23 features. The features in this dataset include detailed information about loan applicants, while the target variable indicates whether the applicants are likely to repay their loan within two years. This dataset is shared under CC license (Kaggle, b).

A.2 Magic Gamma Telescope

This dataset (Bock, 2007) comprises of ten features and one class label. The primary purpose of this dataset is to simulate the registration of gamma particles in the Cherenkov gamma telescope through imaging, thereby statistically differentiating between the particle showers caused by gamma rays (class g) and those caused by cosmic rays in the upper atmosphere (class h). The class column, indicating whether a sample belongs to class ‘h’ or class ‘g’, serves as the target variable. The dataset contains a total of 19,020 samples and is shared under CC BY 4.0 license.

A.3 California Housing

This is a dataset (Kaggle, a) based on census data from 1990 related to California and is shared under CC0 license. The features in this dataset include longitude and latitude representing specific areas, house age, number of rooms, total number of bedrooms, median household income, and number of people in the household. The target variable for this dataset is the median house value, which is a continuous value. The dataset comprises a total of 20,640 samples.

A.4 Parkinsons Diagnosis

Parkinsons Diagnosis(Tsanas and Little, 2009) is a medical dataset consisting of voice measurements from individuals in the early stages of Parkinson’s disease, recorded in their homes. This dataset includes 19 features: five features with the prefix ”Jitter” related to frequency measurements, six features with the prefix ”Shimmer” related to amplitude measurements, and two features corresponding to the ratio of noise to tonal components in the voice samples. The remaining features provide information on the patient’s age, gender, and the time in days since enrollment. The target variable is the clinician’s score, which is based on the other features, making this a regression dataset. The dataset contains a total of 5,875 samples.

We created real-train and real-test splits from all the datasets using a 90-10 split. While the LLM was fine-tuned on the real-train split, for measuring MLE we train the ML models on the synthetic data and test on the real-test split.