

Data-informativity conditions for structured linear systems with implications for dynamic networks

Paul M.J. Van den Hof^a, Shengling Shi^b, Stefanie J.M. Fonken^a,
Karthik R. Ramaswamy^c, Håkan Hjalmarsson^d and Arne G. Dankers^e

^a*Control Systems Group, Department of Electrical Engineering, Eindhoven University of Technology, The Netherlands.*

^b*Department of Chemical Engineering, Massachusetts Institute of Technology, USA.*

^c*ASML, Veldhoven, The Netherlands.*

^d*Division of Decision and Control Systems, Royal Institute of Technology, Stockholm, Sweden.*

^e*Department of Electrical and Software Engineering, University of Calgary, Canada.*

Abstract

When estimating models of a multivariable dynamic system, a typical condition for consistency is to require the input signals to be persistently exciting, which is guaranteed if the input spectrum is positive definite for a sufficient number of frequencies. In this paper it is investigated how such a condition can be relaxed by exploiting prior structural information on the multivariable system, such as structural zero elements in the transfer matrix or entries that are a priori known and therefore not parametrized. It is shown that in particular situations the data-informativity condition can be decomposed into different MISO (multiple input single output) situations, leading to relaxed conditions for the MIMO (multiple input multiple output) model. When estimating a single module in a linear dynamic network, the data-informativity conditions can generically be formulated as path-based conditions on the graph of the network. The new relaxed conditions for data-informativity will then also lead to relaxed path-based conditions on the network graph. Additionally the new expressions are shown to be closely related to earlier derived conditions for (generic) single module identifiability.

Key words: System identification, identifiability, dynamic networks, interconnected systems, multivariable systems.

1 Introduction

For consistently estimating a dynamic model of a linear multivariable system, a data-informativity condition

needs to be satisfied, which in a prediction error framework is often formulated as a condition on the input spectrum matrix being positive definite at a sufficient number of frequencies [Söderström and Stoica, 1989]. The condition is typically applied to situations where the inputs are general quasi-stationary signals with continuous spectral densities. For other types of inputs, as e.g. periodic signals, the concerned condition is conservative and replaced by conditions on the selection of a sufficient number of frequency components for each input and orthogonality of the signals over the different inputs [Pintelon and Schoukens, 2012]. For particular black box model structures with finite order model sets, the spectrum condition can be further detailed, as shown e.g., in Gevers et al. [2008]. The available theory for data informativity analysis seems to be mainly directed towards the situation of unstructured MIMO black box models, meaning that all entries in the MIMO model are parametrized. A relevant question that pops up is then:

* Funded by the European Union. Views and opinions expressed are however those of the author(s) only and do not necessarily reflect those of the European Union or the European Research Council. Neither the European Union nor the European Research Council can be held responsible for them.

**This work was supported by VINNOVA Competence Center AdBIOPRO, contract [2016-05181] and by the Swedish Research Council through the research environment NewLEADS (New Directions in Learning Dynamical Systems), contract [2016-06079], and contract [2019-04956].

***Concept paper, Version 5 September 2024.

Email address: p.m.j.vandenhof@tue.nl (Paul M.J. Van den Hof).

what are the consequences for the conditions for data-informativity if particular entries in the MIMO model are structurally zero, or non-zero but a priori known and therefore not necessarily parametrized?

These structural situations can appear in the problem of identifying a single module in a dynamic network. For identifying a single module with the so-called direct method, it has been shown that it can be necessary to build a predictor model that has multiple inputs and multiple outputs (MIMO), [Ramaswamy and Van den Hof, 2021], in order to arrive at consistent module estimates. This is due to the necessity to deal with *confounding variables*, i.e., correlated disturbances between inputs and outputs of an estimation problem. The accompanying data-informativity conditions for estimating a single module in this MIMO predictor model, so far have been taken from a general non-structured MIMO estimation problem, i.e., requiring $\Phi_{w_D}(\omega) \succ 0$ for a sufficient number of frequencies ω , with w_D the set of inputs nodes in the predictor model. For a MISO setting, the data-informativity conditions have also been considered in Bombois et al. [2023] in the form of rank conditions on particular system-dependent matrices. For a generic satisfaction of the data-informativity conditions, very effective use has been made of a result of van der Woude [1991] and Hendrickx et al. [2019] where it is shown that rank conditions on transfer functions can generically be verified by path-based conditions on the graph of the network. This has led to the integration of path-based conditions in the selection of inputs and outputs of the predictor model to warrant that data-informativity conditions can be satisfied generically, [Van den Hof and Ramaswamy, 2020, Van den Hof et al., 2023].

In all these approaches, the data-informativity conditions for black box, fully parametrized models have been exploited. However, in the considered network problems structural information on the multivariable model might be readily available. The question that we address in this paper is therefore: can we exploit structural information on the system to be identified, in the form of a priori known entries in the transfer function matrix, for relaxing the data-informativity conditions? As a second and related topic, we investigate whether these conditions can be further relaxed in the case that we are actually only interested in consistently estimating a single module, rather than in a consistent full MIMO predictor model. Analysis of this second question will lead to two different sets of data-informativity conditions: one related to consistent single-module identification, and one related to consistent full predictor model identification. The importance of this distinction will also be discussed, and it will be illustrated that the path-based data-informativity conditions for consistent single module identification can be induced from the path-based single module identifiability results that were derived earlier Shi et al. [2022].

The remaining part of the paper is structured as follows. First in Sections 2 and 3, we will present the model setting and the notion of data-informativity in a prediction error framework. Then in Section 4 relaxed data-informativity conditions are presented for structured systems, and an example for illustrating the results is provided in Section 5. In Section 6 the conditions are formulated in terms of path-based conditions on the network graph. Consequences for the single module identification problem in dynamic networks are shown in Section 7. The paper concludes with another small example and some Conclusions.

2 The modeling setup

We consider the multivariable identification problem, where we consider a data generating dynamic system described by

$$y(t) = G^0(q)u(t) + H^0(q)e(t) \quad (1)$$

where output $y(t) \in \mathbb{R}^p$, input $u(t) \in \mathbb{R}^m$, the rational transfer function $G^0(\cdot) \in \mathbb{R}^{p \times m}(\cdot)$, q the shift operator $qu(t) = u(t+1)$, $e(t) \in \mathbb{R}^p$ a multivariate white-noise process, and $H^0(\cdot) \in \mathbb{R}^{p \times p}(\cdot)$ a rational noise model, being monic, stable and stably invertible. For simplicity we will assume that $G^0(q)$ is stable too.

The data-generating system is modeled through a parametrized model $(G(q, \theta), H(q, \theta))$, with parameters $\theta \in \Theta \subset \mathbb{R}^n$. The model's one-step ahead predictor can be defined as $\hat{y}(t|t-1; \theta) := \mathbb{E}[y(t)|y^{t-1}, u^t]$ where x^t refers to the past of signal x up to time instant t , and \mathbb{E} is the generalized expectation operator $\mathbb{E} := \lim_{N \rightarrow \infty} \frac{1}{N} \sum_{t=1}^N$ for quasi-stationary signals (Ljung [1999]).

This leads to the classical expression for the one-step-ahead predictor:

$$\hat{y}(t|t-1; \theta) = (I - H(q, \theta)^{-1})y(t) + H(q, \theta)^{-1}G(q, \theta)u(t) \quad (2)$$

which we write as

$$\hat{y}(t|t-1; \theta) = \underbrace{\left[(I - H(q, \theta)^{-1}) \quad H(q, \theta)^{-1}G(q, \theta) \right]}_{W(q, \theta)} \underbrace{\begin{bmatrix} y(t) \\ u(t) \end{bmatrix}}_{z(t)} \quad (3)$$

with predictor filter $W(q, \theta)$.

In line with the corresponding definitions in the prediction error literature (Ljung [1999], Definition 8.1), we can now define the notion of data-informativity for the related predictor model.

Definition 1 Consider a set of signals contained in z and a predictor model

$$\hat{y}(t|t-1; \theta) = W(q, \theta)z(t)$$

for a parametrized set of models

$$\mathcal{M} := (G(q, \theta), H(q, \theta))_{\theta \in \Theta}.$$

Then a quasi-stationary data set $Z^\infty := \{z(t)\}_{t=0, \dots, \infty}$ is informative enough with respect to the model set \mathcal{M} if, for any two predictor models $W(q, \theta_1)$ and $W(q, \theta_2)$ in the model set, the equation

$$\bar{\mathbb{E}}[\|(W(q, \theta_1) - W(q, \theta_2))z(t)\|^2] = 0 \quad (4)$$

implies that $W(e^{i\omega}, \theta_1) \equiv W_2(e^{i\omega}, \theta_2)$ for almost all ω . \square

Data-informativity guarantees that one can distinguish between different models in a model set, and consequently, that one can identify unique models on the basis of an experimental data set of infinite length. It is a necessary condition for estimating consistent models. If we do not constrain the order of the models in the model set \mathcal{M} , but allow \mathcal{M} to consist of all linear time-invariant models of any order, then a typical sufficient condition for data-informativity is the condition that

$$\Phi_z(\omega) \succ 0 \quad \text{for almost all } \omega. \quad (5)$$

For open-loop situations where the signals u and e are uncorrelated, this can be further relaxed to the condition

$$\Phi_u(\omega) \succ 0 \quad \text{for almost all } \omega, \quad (6)$$

being referred to as the property of input signal u being persistently exciting (Ljung [1999]).

3 Data-informativity conditions for consistent estimation

The data-informativity conditions play a central role in the proof of consistency of estimates of $G^0(q)$ and $H^0(q)$ when applying an (asymptotic) prediction error identification criterion

$$\theta^* = \arg \min_{\theta} \bar{\mathbb{E}} \varepsilon^T(t, \theta) Q \varepsilon(t, \theta) \quad (7)$$

with the one-step-ahead prediction error

$$\begin{aligned} \varepsilon(t, \theta) &:= y(t) - \hat{y}(t|t-1; \theta), \\ &= H(q, \theta)^{-1}[y(t) - G(q, \theta)u(t)], \end{aligned} \quad (8)$$

and Q any positive definite weighting matrix. Without loss of generality we will use $Q = I$ in the sequel.

Substituting (1) into (8) leads to

$$\begin{aligned} \varepsilon(t, \theta) &= H(q, \theta)^{-1}[G_0(q) - G(q, \theta)]u(t) + \\ &\quad + H(q, \theta)^{-1}[H^0(q) - 1]e(t) + e(t) \end{aligned} \quad (9)$$

which can alternatively be written as

$$\varepsilon(t, \theta) = H(q, \theta)^{-1}[\Delta G(q, \theta)u(t) + \Delta H(q, \theta)e(t)] + e(t), \quad (10)$$

with $\Delta G(q, \theta) = G^0(q) - G(q, \theta)$ and $\Delta H(q, \theta) = H^0(q) - H(q, \theta)$. The proof of consistency [Ljung, 1978] comes down to showing that

- a. $(G(q, \theta), H(q, \theta)) = (G^0(q), H^0(q))$ achieves a minimum of the cost function in (7), and
- b. this minimum is unique.

If the transfer function $\Delta H(q, \theta)$ is strictly proper, which is guaranteed by the assumption that $H^0(q)$ and $H(q, \theta)$ both are monic, then it is straightforward to show that with $\Delta M(q, \theta) := \begin{bmatrix} \Delta G(q, \theta) & \Delta H(q, \theta) \end{bmatrix}$ and $\kappa(t) := \begin{bmatrix} u^T(t) & e^T(t) \end{bmatrix}^T$:

$$\theta^* = \arg \min_{\theta} \bar{\mathbb{E}} \|H(q, \theta)^{-1} \Delta M(q, \theta) \kappa(t)\|^2. \quad (11)$$

With this expression it is obvious that condition (a) above is satisfied, reaching the minimum value of 0 of the cost function in (11) for $\Delta M = 0$. For the uniqueness condition (b), we need to formulate a condition under which the following implication holds:

$$\{\bar{\mathbb{E}} \|H(q, \theta)^{-1} \Delta M(q, \theta) \kappa(t)\|^2 = 0\} \implies \{\Delta M(q, \theta) = 0\}.$$

Since $H(q, \theta)$ is stable and stably invertible, for any quasi-stationary signal $x(t)$ it holds that

$$\{\bar{\mathbb{E}} \|H(q, \theta)^{-1} x(t)\|^2 = 0\} \iff \{\bar{\mathbb{E}} \|x(t)\|^2 = 0\}$$

so that we can rewrite the required implication for condition (b) as

$$\{\bar{\mathbb{E}} \|\Delta M(q, \theta) \kappa(t)\|^2 = 0\} \implies \{\Delta M(q, \theta) = 0\}. \quad (12)$$

Using Parseval's relation the left hand side can be written as:

$$\frac{1}{2\pi} \text{trace} \left\{ \int_{-\pi}^{\pi} \Delta M(e^{i\omega}, \theta) \Phi_{\kappa}(\omega) \Delta M^T(e^{-i\omega}, \theta) d\omega \right\} = 0 \quad (13)$$

and this expression implies $\Delta M(q, \theta) = 0$ if $\Phi_{\kappa}(\omega) \succ 0$ in a sufficient number of frequencies. If no conditions are imposed on the order of $M(q, \theta)$ then the typically used condition is to require $\Phi_{\kappa}(\omega) \succ 0$ at almost all ω . In the open-loop case where u and e are uncorrelated, this reduces to the persistent excitation condition (6).

4 DATA INFORMATIVITY CONDITIONS FOR STRUCTURED SYSTEMS

4.1 Data-informativity for a single row / output

We will now consider the situation that the multivariable system G^0 is structured, in the sense that there is prior knowledge on the presence of structural zeros in the transfer matrix G^0 . In order to analyse this situation, we rewrite the expression (13) as

$$\frac{1}{2\pi} \sum_{\ell=1}^p \left\{ \int_{-\pi}^{\pi} \Delta M_{\ell}(e^{i\omega}, \theta) \Phi_{\kappa}(\omega) \Delta M_{\ell}^T(e^{-i\omega}, \theta) d\omega \right\} = 0 \quad (14)$$

with $M_{\ell}(e^{i\omega}, \theta)$ the ℓ -th row of $M(e^{i\omega}, \theta)$.

Additionally we define $\kappa^{[\ell]}$ as the subset of signals in κ corresponding to the column numbers of the nonzero entries in the row $M_{\ell}(q, \theta)$. In other words: $\kappa^{[\ell]}$ are those signals u and e that in the parametrized model are inputs to nonzero maps to y_{ℓ} , with y_{ℓ} the ℓ -th component of output vector y . Then the following result can be formulated.

Proposition 1 *Consider the model setup as described in Section 2. If the rows in the model $M_{\ell}(q, \theta)$ are independently parametrized, then $M(q, \theta) = M^0(q)$ is the unique minimum of the cost function in (7) if, for $\ell = 1, \dots, p$, $\Phi_{\kappa^{[\ell]}}(\omega) \succ 0$ for almost all ω .*

Proof Since the cost function (14) is written as a sum of p components, with each of the components ≥ 0 , the implication (12) can now be applied to each component separately. Uniqueness of the minimum is then guaranteed if for each individual component the corresponding spectral density is positive definite. \square

By considering $\kappa^{[\ell]}$ rather than κ , we take account of the structural zero entries in row $M_{\ell}(q, \theta)$. Note that if one of the rows in $M(q, \theta)$ has no structural zero entries, then there is no added value in the above result, since it will reduce to the condition $\Phi_{\kappa}(\omega) \succ 0$ for the non-structured case.

However there is an important second consequence of the handling of structure. In the situation that we are actually only interested in consistent estimation of row ℓ in the model $M(q, \theta)$, i.e. related to the particular output y_{ℓ} , then the following result can be formulated.

Proposition 2 *Consider the model setup as described in Section 2. If the parameters in row $M_j(q, \theta)$ are independent of the parameters in the other rows of $M(q, \theta)$, then $M_j(q, \theta) = M_j^0(q)$ is unique in the minimum of the cost function in (7) if $\Phi_{\kappa^{[j]}}(\omega) \succ 0$ for almost all ω .*

Proof Since the cost function (14) is actually a summation over p nonnegative terms, the term $\ell = j$ can be minimized independent of the other terms if there are no shared parameters. Uniqueness of the minimum for the term related to $\ell = j$ is then achieved when the corresponding spectrum related to the considered row of $\Delta M(e^{i\omega}, \theta)$ is positive definite. \square

This result provides a data-informativity condition for the consistent estimation of the model terms in $M_j(q, \theta)$ irrespective of possible consistency of the other terms in the model $M(q, \theta)$. As a result it is a less conservative condition than the original (non-structured) result $\phi_{\kappa}(\omega) \succ 0$.

A (prediction error) identification algorithm that would estimate a model by minimizing a scalar cost function of the prediction error (8), would, under the data-informativity condition of Proposition 2, typically lead to a situation where part of the model parameters are uniquely determined and estimated consistently, while other parameters are non-unique. For the concerned optimization algorithms, this requires the appropriate handling of this situation in terms of dealing with singular Jacobian matrices during the optimization. Currently applied optimization algorithm, as e.g. implemented in MATLAB's System Identification Toolbox, can handle this effectively.

One may wonder why it would be interesting, when identifying a MIMO model, to focus on the consistency of only a part of the model. This problem particularly appears when identifying a single module in a dynamic network, as further elaborated in subsequent Sections.

Remark 1 While the vector $\kappa^{[j]}$ is composed of the signals related (the columns of) to nonzero terms in the corresponding model $[G(q, \theta) H(q, \theta)]_{j*}$, the theory actually holds for signals related to (the columns of) *parametrized* terms in the corresponding model. In other words, terms in the model that are known a priori, can be excluded from $\kappa^{[j]}$, as they do not serve as inputs to terms that are parametrized and need to be identified.

4.2 Including a network structure in the generation of input signals

The result of Proposition 2 can be further worked out if, besides structure in the considered MIMO system, we also consider structure in the generation of the input signal u . As a further step towards the consideration of dynamic networks, we will first consider the situation that the input signal u has been generated in a structured way, including dependencies among the different components in u .

In line with the notation used in dynamic networks (see e.g. Van den Hof et al. [2013]), we will consider the input

u to be constructed as a multivariable filtered version of an external n_x -dimensional vector signal x , such that

$$u(t) = G_u(q)u(t) + R_u x(t) \quad (15)$$

with G_u a proper and stable transfer function matrices, with G_u being hollow, meaning that $[G_u]_{kk} = 0$ for all k , and R_u being composed of a (sub)set of columns of the $m \times m$ identity matrix. Additionally and without loss of generality it is assumed that $\Phi_x(\omega)$ is diagonal and $\Phi_x(\omega) \succ 0$ for all ω .

Note that in this representation x can be either a user-controlled measured signal or an unmeasured disturbance process.

The reason for writing the input signal in this specific form, is that it allows us to specify dependencies among input signals in a graph-based format, which is particularly attractive when generalizing our framework from an open-loop situation to a dynamic network situation.

Definition 2 Consider a network graph \mathcal{G} with vertex set $\mathcal{V} := \{u_k\}_{k=1, \dots, m} \cup \{x_k\}_{k=1, \dots, n_x}$ and directed edge set $\mathcal{E} \subseteq \mathcal{V} \times \mathcal{V}$:

- $(u_k, u_\ell) \in \mathcal{E}$ if and only if $[G_u]_{\ell k} \neq 0$;
- $(x_k, u_\ell) \in \mathcal{E}$ if and only if $[R_u]_{\ell k} \neq 0$.

Vertex u_ℓ is an out-neighbour of u_k if $(u_k, u_\ell) \in \mathcal{E}$.

An example of a network graph that generates an input vector u is shown in Figure 1, in the particular situation of a target module G_{j1} .

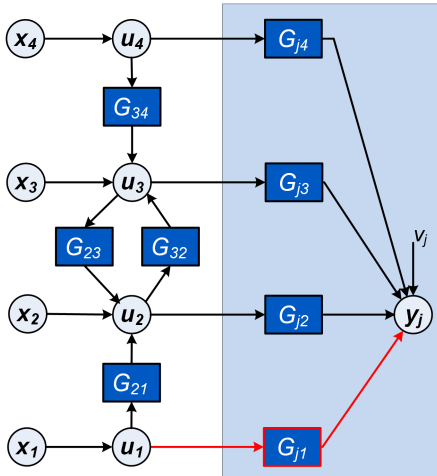


Fig. 1. Five node example with target module $G_{j1}(q)$, and dependence structure among the input components u as in (15).

Definition 3 A vertex set \mathcal{D}^c is called a disconnecting set from \mathcal{V}_1 to \mathcal{V}_2 , if upon removal of \mathcal{D}^c from the graph,

there is no directed path from \mathcal{V}_1 to \mathcal{V}_2 . It is a minimum disconnecting set if it has the minimum cardinality among all such disconnecting sets.

We recall that $\kappa(t) := \begin{bmatrix} u(t) \\ e(t) \end{bmatrix}$ and that $\kappa^{[j]}(t)$ is the

selection of components in $\kappa(t)$ that correspond to parametrized entries in the columns of $M_j(q, \theta)$. In line with this decomposition of $\kappa(t)$, we write $\kappa^{[j]}$ as

$$\kappa^{[j]} = \begin{bmatrix} \kappa_u^{[j]} \\ \kappa_e^{[j]} \end{bmatrix}. \text{ This implies that the signals in } \kappa_u^{[j]} \text{ are}$$

the inputs to parametrized modules in the MISO model with output y_j . Note that the input signals to modules that are known a priori are not present in $\kappa^{[j]}$.

As a next step we are going to decompose the input signals in $\kappa_u^{[j]}$ in three different components.

Definition 4 Let $u_{\mathcal{D}^c}$ be defined as a minimum disconnecting set from u_i to the other components in $\kappa_u^{[j]}$, under the constraints that $i \notin \mathcal{D}^c$.

The interpretation of this disconnecting set is that disconnects the input u_i of the target module from all other inputs to parametrized modules. To illustrate this, consider the situation as depicted in Figure 1. The disconnecting set u_2 disconnects u_1 from u_3 . As a result, the dependency of u_3 on u_1 is fully covered by the signal u_2 . This phenomenon is closely related to the concept of blocked parallel paths from u_1 to y_j , i.e. parallel to the target module G_{j1} [Dankers et al., 2016]. I.e. u_2 blocks all connections from u_1 to y_j that are not passing through G_{j1} .

As we are focusing on estimating the entry $G_{ji}(q)$ of our MIMO system, we focus on its input u_i and determine a decomposition of the vector $\kappa_u^{[j]}$ as follows:

$$\kappa_u^{[j]} = \begin{bmatrix} u_i \\ u_{\mathcal{D}^c} \\ u_{\mathcal{T}} \end{bmatrix} \quad (16)$$

where $u_{\mathcal{T}}$ is a remainder set, after defining $u_{\mathcal{D}^c}$. In the example of Figure 1, $u_i = u_1$, $u_{\mathcal{D}^c} = u_2$ and $u_{\mathcal{T}} = (u_3, u_4)$.

The full input vector u is then composed of the elements in $\kappa_u^{[j]}$ complemented with the input signals $u_{\mathcal{T}}$ related to a priori known terms in $G(q, \theta)_{j*}$.

In the sequel the following set of external signals will appear to be instrumental.

Definition 5 Let $x_{\mathcal{T}^*}$ be defined as those components in vector signal x , that in the graph of the input signal u , have a path to $u_{\mathcal{T}}$ without passing through $u_{\mathcal{D}^c}$.

On the basis of expression (15) for u , we can then remove (immerse) the signals $u_{\mathcal{T}}$ from the equations and derive an expression for $u_{\mathcal{T}}$ as follows.

Proposition 3 Consider the expression (15) for u and consider the decomposition of u as specified in (16). Then there exist rational transfer function matrices $T_s(q)$ and $R_s(q)$ such that $u_{\mathcal{T}}$ can be written as:

$$u_{\mathcal{T}}(t) = T_s(q)u_{\mathcal{D}^c}(t) + R_s(q)x_{\mathcal{T}^*}(t). \quad (17)$$

Proof See Appendix.

The expression (17) for $u_{\mathcal{T}}$ actually defines the set of external signals $x_{\mathcal{T}^*}$, as those external signals that have a path to $u_{\mathcal{T}}$ without passing through $u_{\mathcal{D}^c}$. Note that for external signals that pass through $u_{\mathcal{D}^c}$ before reaching $u_{\mathcal{T}}$, their contribution to $u_{\mathcal{T}}$ is covered by the transfer function $T_s(q)$ in (17).

We can now formulate the following result, which is a further sharpening of the result of Proposition 2.

Theorem 4 Consider the situation of Proposition 2, where the input signals are generated according to (15), the input signal decomposition (16), and $x_{\mathcal{T}^*}$ according to Definition 5.

- Let the columns of $M_j(q, \theta)$ corresponding to the input signals $u_{i \cup \mathcal{D}^c}$ be parametrized independently from the columns corresponding to the input signals $u_{\mathcal{T}}$.
- Let $u_{(i \cup \mathcal{D}^c) \perp x_{\mathcal{T}^*}}$ be the projection of signals $u_{i \cup \mathcal{D}^c}$ onto the orthogonal complement of $x_{\mathcal{T}^*}$.

Then $G_{ji}(q, \theta) = G_{ji}^0(q)$ is unique in the minimum of the cost function in (7) if

$$\Phi_{\mu^{[j]}}(\omega) \succ 0 \text{ for almost all } \omega \quad (18)$$

with

$$\mu^{[j]} := \begin{bmatrix} u_{(i \cup \mathcal{D}^c) \perp x_{\mathcal{T}^*}} \\ \kappa_e^{[j]} \end{bmatrix}. \quad (19)$$

Proof See Appendix. \square

The interpretation of this result is as follows:

- It is not the full input vector $\kappa_u^{[j]}$ of inputs that have a parametrized map to the output, that requires excitation. Only a subset of input signals, present in $u_{\{i\} \cup \mathcal{D}^c}$ need excitation.

- For exciting this subset of inputs, all external signals x can be used, except for the x signals that are present in $x_{\mathcal{T}^*}$. For excitation of $u_{\{i\} \cup \mathcal{D}^c}$ we can use those signals x that in the graph of the input network reach $u_{\{i\} \cup \mathcal{D}^c}$ without passing through $u_{\mathcal{T}}$.
- The white noise signals in $\kappa_e^{[j]}$ are trivially sufficiently exciting.

Remark 2 Since the white noise signals e in $\kappa_e^{[j]}$ are considered to be independent of x , an equivalent statement for (18) would be $\Phi_{u_{(i \cup \mathcal{D}^c) \perp x_{\mathcal{T}^*}}}(\omega) \succ 0$. However, for generalization of these results to the dynamic network case, we prefer the current expressions (18)-(19).

Remark 3 In this section, the node set $u_{\mathcal{D}^c}$ is defined as a *minimum* disconnecting set from u_i to $\kappa_u^{[j]} \setminus \{u_i\}$. It is obvious, however, that the presented results hold true for *any* such disconnecting set. The advantage of selecting a *minimum* disconnecting set, is that it leads to less strict excitation conditions.

Interpretation (a.) above confirms the earlier insights of Dankers et al. [2016], that for consistently estimating a target module G_{ji} it would be sufficient to measure input u_i and those inputs that block all parallel paths from u_i to y_j . This has been formalized in the Parallel Path and Loop condition [Dankers et al., 2016], or alternatively phrased as a separating/disconnecting set condition [Dankers et al., 2016, Shi et al., 2022].

The current results show that we do not need to exclude the remaining inputs from the predictor model, as was done in Dankers et al. [2016]. We can include the inputs $u_{\mathcal{T}}$ in our predictor model, but the concerned input signals do not require additional excitation. In this setting the current result improves on the results of Van den Hof and Ramaswamy [2020], Van den Hof et al. [2023] where persistence of excitation of all inputs was chosen in order to guarantee data-informativity.

5 Example

We illustrate the result of Theorem 4 through the four-input one-output example as indicated in Figure 1. In the considered situation G_{j1} is the target module to be estimated, while the predictor model is given by:

$$\varepsilon(t, \theta) = H(q, \theta)^{-1} [y_j(t) - \sum_{k=1}^4 G_{jk}(q, \theta) u_k(t)] \quad (20)$$

First we consider the situation that all four modules $G_{jk}(q, \theta)$, $k = 1, \dots, 4$ are parametrized.

A minimum disconnecting set $u_{\mathcal{D}^c}$ from input $u_i = u_1$ to all other inputs of parametrized modules is u_2 . In an

alternative interpretation it is clear that u_2 blocks all parallel paths (i.e. parallel to the target module G_{j_1}) from u_i to output y_j .

The signal $u_{i \cup \mathcal{D}^c}$ is composed of $u_i = u_1$, $u_{\mathcal{D}^c} = u_2$, while $u_\tau = (u_3, u_4)$. Possible excitation or noise signals x_3 and x_4 will serve as x_{τ^*} . Since u and e are considered to be independent, and e is white noise, the condition (18) can be replaced by a positive definite spectrum of $u_{(1 \cup 2) \perp (x_3, x_4)}$.

For evaluating this spectrum we can write u_1 and u_2 as function of the external signals affecting the system:

$$u_1 = \sum_{k=1}^4 F_{1k}(q)x_k(t); \quad (21)$$

$$u_2 = \sum_{k=1}^4 F_{2k}(q)x_k(t). \quad (22)$$

A positive definite spectrum of $u_{(1 \cup 2) \perp (x_3, x_4)}$ is obtained if the matrix

$$\begin{bmatrix} F_{11} & F_{12} \\ F_{21} & F_{22} \end{bmatrix}$$

has full row rank, and x_1 and x_2 are persistently exciting.

This shows that excitation of inputs u_1 and u_2 is sufficient for data-informativity, while excitation of u_3 and u_4 is not necessary.

Moreover the signals x_3 and x_4 cannot be used to excite (u_1, u_2) since they pass through u_τ before reaching $u_2 (= u_{\mathcal{D}^c})$, and therefore they belong to x_{τ^*} . To understand why x_3 and x_4 cannot be used for excitation of (u_1, u_2) we consider the prediction error

$$\varepsilon(t, \theta) = H(q, \theta)^{-1} \left[\sum_{k=1}^4 \Delta G_{jk}(q, \theta) u_k(t) + H^0(q) e(t) \right] \quad (23)$$

Writing u_k as a function of the variables x , this can be rewritten as

$$\varepsilon(t, \theta) = H(q, \theta)^{-1} \left[\sum_{k=1}^4 T_k(q, \theta) x_k(t) + H^0(q) e(t) \right] \quad (24)$$

with

$$\begin{aligned} T_1(q, \theta) &= \Delta G_{j_1} + \Delta G_{j_2} \frac{G_{21}}{1 - G_{32}G_{23}} + \Delta G_{j_3} \frac{G_{32}G_{21}}{1 - G_{32}G_{23}} \\ T_2(q, \theta) &= \Delta G_{j_2} \frac{1}{1 - G_{32}G_{23}} + \Delta G_{j_3} \frac{G_{32}}{1 - G_{32}G_{23}} \\ T_3(q, \theta) &= \Delta G_{j_2} \frac{G_{23}}{1 - G_{32}G_{23}} + \Delta G_{j_3} \frac{1}{1 - G_{32}G_{23}} \\ T_4(q, \theta) &= \Delta G_{j_2} \frac{G_{23}G_{34}}{1 - G_{32}G_{23}} + \Delta G_{j_3} \frac{G_{34}}{1 - G_{32}G_{23}} + \Delta G_{j_4} \end{aligned}$$

where $\Delta G_{jk} := G_{jk}^0(q) - G_{jk}(q, \theta)$, for $k = 1, \dots, 4$. The minimum of the cost function $\mathbb{E} \varepsilon^T(t, \theta) \varepsilon(t, \theta)$ is achieved if the T_k -dependent terms are zero. Presence of x_k implies that $T_k(q, \theta) = 0$ in the minimum of the cost function. If x_1 and x_2 are present and persistently exciting, then T_1 and T_2 are forced to be zero, which implies that $\Delta G_{j_1} = 0$, and thus a consistent estimate of $G_{j_1}^0$ is guaranteed. This follows from the observation that $T_1(q, \theta) = \Delta G_{j_1} + G_{21}T_2(q, \theta)$. If we would replace x_2 by presence of x_3 , a similar result does not exist. Introducing x_4 shows that $T_4(q, \theta)$ gets involved in the expression and a new unknown term ΔG_{j_4} is introduced also. This explains that forcing T_1 and T_4 to be zero is not sufficient for arriving at $\Delta G_{j_1} = 0$, or in other words: exciting x_1 and x_4 does not lead to a consistent estimate of the target module.

In the case that module $G_{j_2}(q)$ is not parametrized and known a priori, there are two options for choosing minimum disconnecting sets:

- When selecting $u_{\mathcal{D}^c} = u_2$, it follows that $u_\tau = (u_3, u_4)$, and as a result x_3 and x_4 cannot be used for excitation of (u_1, u_2) , and therefore we need excitations x_1 and x_2 .
- When selecting $u_{\mathcal{D}^c} = u_3$, it follows that $u_\tau = u_4$, and as a result x_4 cannot be used for excitation of (u_1, u_3) . This implies that external signals (x_1, x_2, x_3) can be used for realizing a positive definite spectrum of $(u_1, u_3)_{\perp x_{\tau^*}}$. This is guaranteed by having an excitation x_1 plus either x_2 or x_3 .

The result can be verified by setting $\Delta G_{j_2} = 0$ in the above expressions for $T_k(q, \theta)$. Then $\Delta G_{j_3} = 0$ will follow from the presence of either x_2 or x_3 , while ΔG_{j_1} then follows through the presence of x_1 .

Note that in case multiple disconnecting sets are possible, each one of them provides a set of sufficient conditions for data-informativity. Not satisfying the conditions for one particular choice of disconnecting set, does not necessarily lead to the conclusion that the data-informativity conditions are not satisfied.

In the case that G_{j_4} is not parametrized and known a priori, the minimum disconnecting set from u_1 to (u_2, u_3) is given by u_2 . Then $u_\tau = u_3$, while the external signals x_{τ^*} that affect u_τ are given by $x_{\tau^*} = (x_3, x_4)$. This implies that (only) signals (x_1, x_2) are available for realizing a positive definite spectrum of $(u_1, u_2)_{\perp x_{\tau^*}}$. Verification of this through the expressions of $T_k(q, \theta)$, shows that with $\Delta G_{j_4} = 0$, the linear combination of the two terms in T_3 and T_4 are different from the linear combinations of ΔG_{j_2} and ΔG_{j_3} in the expressions for T_1 and T_2 . As a result the original result with all modules parametrized follows as the solution.

6 Path-based interpretation

As shown in earlier work, Van den Hof and Ramaswamy [2020], the spectrum condition for data-informativity, can be guaranteed to hold generically, if particular path-based conditions on the network graph are satisfied. As was shown to hold in a related identifiability studies in Hendrickx et al. [2019], rank conditions on particular transfer functions in a dynamic network can generically be translated into conditions on vertex disjoint path connections between sets of nodes in the network graph. Here we copy the formulation from Van den Hof et al. [2023], replacing κ by $\mu^{[j]}$:

Proposition 5 (Van den Hof and Ramaswamy [2020])

The spectrum condition $\Phi_{\mu^{[j]}} \succ 0$ for almost all ω , holds generically if in the graph of the network there exist $\dim(\mu^{[j]})$ vertex disjoint paths from the node sets (x, e) to $\mu^{[j]}$, and the signals in x are mutually independent and persistently exciting.

Actually it should be sufficient to require only those x signals to be persistently exciting that serve as starting nodes in the vertex disjoint paths.

Vertex disjoint paths are paths that connect two sets of nodes with no intermediate vertex being passed by more than one path. They can be calculated on the basis of the network graph through a max flow min cut algorithm as the Ford-Fulkerson algorithm.

When specifying the above result for the particular situation treated in Section 4, we obtain the following.

Corollary 6 *The spectrum condition $\Phi_{\mu^{[j]}} \succ 0$ for almost all ω , holds generically if in the graph of the network there exist $\dim(u_{\mathcal{D}^c}) + 1$ vertex disjoint paths between the node sets $\{x_{\mathcal{T}^*}\}$ and $u_{i \cup \mathcal{D}^c}$.*

Proof Since u and e are independent, the spectrum condition $\Phi_{\mu^{[j]}}(\omega) \succ 0$ can be recast into the expression $\Phi_{u_{(i \cup \mathcal{D}^c) \perp x_{\mathcal{T}^*}}}(\omega) \succ 0$. Together with the fact that by assumption $\Phi_x(\omega) \succ 0$ for all ω , this directly leads to the result. \square

7 Application to single module identification in dynamic networks

7.1 Single module data-informativity results

In this section we are going to make the step from the isolated open-loop situation as considered before, to the situation where the considered MIMO/MISO system can be part of a dynamic network, including possible feedback loops. Dynamic networks are interconnections of

dynamic systems and can be represented in different forms, one of them being the so-called module representation [Van den Hof et al., 2013], defined by

$$w(t) = G^0(q)w(t) + H^0(q)e(t) + u(t) \quad (25)$$

with w an L -dimensional vector, $G^0(q)$ a hollow rational transfer function matrix, i.e. with zeros on the diagonal entries, in the time shift operator q , i.e. $q^{-1}w(t) = w(t-1)$, e an L -dimensional vector of white noise processes, $H^0(q)$ the rational disturbance model, and $u(t) = R^0 \cdot r(t)$, accounting for the effect of measured external excitation signals r on the network, with R^0 a binary matrix and r a K -dimensional vector of excitation signals. A non-zero element $G_{k\ell}^0(q)$ in $G^0(q)$ is referred to as a *module*.

It is further assumed that the network is stable and well-posed [Van den Hof et al., 2013]. In this paper it is also assumed, for simplicity, that all elements in $G^0(q)$ are strictly proper.

When targeting on the identification of a single module $G_{j_i}^0$ in this network, several approaches are available for arriving at a consistent module estimate. An indirect identification method is suitable when there is a sufficient number of u signals present in the network, see e.g. Van den Hof et al. [2013], Dankers et al. [2016], Gevers et al. [2018]. When noise signals e are required to provide sufficient excitation in the network for consistent estimation of the target module, a direct method is the prime approach, see e.g. Van den Hof et al. [2013], Dankers et al. [2016], Ramaswamy and Van den Hof [2021]. In this paper we will focus on the direct method.

In this method a predictor model is constructed composed of a set of predictor inputs $w_{\mathcal{D}}$ and a set of predicted outputs $w_{\mathcal{Y}}$, on the basis of which the following predictor model equation can be formulated:

$$w_{\mathcal{Y}}(t) = \bar{G}^0(q)w_{\mathcal{D}}(t) + \bar{H}^0(q)\xi_{\mathcal{Y}}(t) + \bar{T}^0(q)u(t). \quad (26)$$

This actually concerns the description of part of the network (25), while the network nodes that are not present in $\mathcal{Y} \cup \mathcal{D}$ have been removed from the description. The noise contribution $\bar{H}^0(q)\xi_{\mathcal{Y}}(t)$, represents the (correlated) noise that affects the output $w_{\mathcal{Y}}$, with $\bar{H}^0(q)$ being monic, stable and stably invertible, and $\xi_{\mathcal{Y}}$ a vector white noise process. The noise model in (26) is typically the result of a spectral factorization, after manipulating the network equation (25). The matrix $\bar{T}^0(q)$ represents the effect of external excitation signals on $w_{\mathcal{Y}}$. Note that not all excitation signals that are present in the network will appear in the term $\bar{T}^0(q)u(t)$. Excitation signals that enter the network on nodes $w_{\mathcal{D}}$ will contribute to $w_{\mathcal{Y}}$ through their respective input term $w_{\mathcal{D}}$. The matrix $\bar{T}^0(q)$ can have both dynamic terms and fixed terms, the latter situation typically occurring when an excitation signal directly enters the network on a node in $w_{\mathcal{Y}}$.

The single module identification problem is then formulated as the problem of identifying a single module $\bar{G}_{ji}^0(q)$ in (26) on the basis of data $\{w_{\mathcal{D}\cup\mathcal{Y}}(t), u(t)\}_{t=0, \dots, N-1}$, under the condition that $\bar{G}_{ji}^0(q) = G_{ji}^0(q)$, i.e. the original module in the network. Estimation is done on the basis of the one-step ahead prediction error

$$\varepsilon(t, \theta) = \bar{H}(q, \theta)^{-1} [w_{\mathcal{Y}}(t) - \bar{G}(q, \theta)w_{\mathcal{D}}(t) - \bar{T}(q, \theta)u(t)] \quad (27)$$

and a quadratic type of cost function as in (7).

In order to arrive at a consistent estimate (Ljung [1999]) of the target module, a set of conditions has been formulated in previous work for arriving at a consistent module estimate:

- In order to guarantee module invariance, i.e. $\bar{G}_{ji}^0(q) = G_{ji}^0(q)$, a parallel path and loop condition is assumed to be satisfied, which influences the selection of predictor inputs $w_{\mathcal{D}}$, see Dankers et al. [2016].
- In order to cope with *confounding variables*¹ multivariable noise models can be used to model the correlated disturbances, leading to a selection of an appropriate set of node signals in $w_{\mathcal{Y}}$ and $w_{\mathcal{D}}$, see Ramaswamy and Van den Hof [2021].
- Conditions on data-informativity, see Van den Hof et al. [2023].
- Technical conditions on the presence of delays in the network, see Ramaswamy and Van den Hof [2021].

In the research so far, the mentioned data-informativity conditions have been formulated for consistent estimation of the full “subnetwork” $\bar{G}^0(q)$. However, in view of the results presented in Section 4, these conditions can now be further relaxed, by focusing on consistent estimation of $\bar{G}_{j^*}^0(q)$ only, i.e. the j -th row of $\bar{G}^0(q)$, corresponding to the output of the target module, and actually on element $\bar{G}_{ji}^0(q) = G_{ji}^0(q)$ only, while taking account of the structurally zero and possible fixed (non-parametrized) entries in this row.

For the formulation of the relaxed conditions, we denote

$$M(q, \theta) = \begin{bmatrix} \bar{G}(q, \theta) & \bar{H}(q, \theta) & \bar{T}(q, \theta) \end{bmatrix} \quad (28)$$

and $\Delta M(q, \theta) = \begin{bmatrix} \Delta \bar{G}(q, \theta) & \Delta \bar{H}(q, \theta) & \Delta \bar{T}(q, \theta) \end{bmatrix}$, with $\Delta \bar{G}(q, \theta) := \bar{G}^0(q) - \bar{G}(q, \theta)$ etcetera, where the resulting predictor error can be written as

$$\varepsilon(t, \theta) = \bar{H}(q, \theta)^{-1} \Delta M(q, \theta) \kappa(t) \quad (29)$$

¹ A confounding variable is an unmeasured variable that has paths to both the input and output of an estimation problem Pearl [2000].

with

$$\kappa = \begin{bmatrix} w_{\mathcal{D}} \\ \xi_{\mathcal{Y}} \\ u \end{bmatrix}. \quad (30)$$

In accordance with the reasoning in Section 4 we focus on output node w_j and therefore on the j -th row $M_j(q, \theta)$ of $M(q, \theta)$, evaluating under which conditions the power of the signal $\Delta M_j(q, \theta) \kappa^{[j]}$ is equal to zero, where

$$\kappa^{[j]} = \begin{bmatrix} w_{\mathcal{D}}^{[j]} \\ \xi_{\mathcal{Y}}^{[j]} \\ u^{[j]} \end{bmatrix} \quad (31)$$

being those terms in κ that correspond with a *parametrized* term in the corresponding column of the row $M_j(q, \theta)$.

Definition 6 Let $w_{\mathcal{D}^c}$ be defined as a minimum disconnecting set from w_i to the other components in $w_{\mathcal{D}}^{[j]}$, under the constraint that $i \notin \mathcal{D}^c$.

Note that Definition 6 is similar to Definition 4, but the consequence is slightly different, in the sense that, because of the network structure, there can be nodes in $w_{\mathcal{D}^c}$ now that are no in-neighbors of w_j . Similar to the situation of Section 4, we define

- $w_{\mathcal{T}}$ as the set of nodes defined by $w_{\mathcal{T}} := w_{\mathcal{D}}^{[j]} \setminus \{w_i \cup w_{\mathcal{D}^c}\}$, i.e. the set of input nodes to parametrized modules, excluding w_i , that are not in the disconnecting set.
- $w_{\mathcal{F}}^{[j]}$ as the set of nodes that are inputs to a non-parametrized (known) module in the j -th row of the predictor model.

We can now formulate a companion result for Proposition 3 for the network situation.

Definition 7 Let $x_{\mathcal{T}^*}$ be defined as those components in vector signal $x = \text{vec}(u, e)$, that in the graph of the network, have a path to $w_{\mathcal{T}}$ without passing through $w_{\mathcal{D}^c}$.

Proposition 7 Consider the network equation (25) for w and consider the node sets $w_i, w_{\mathcal{T}}, w_{\mathcal{D}^c}$ and $x_{\mathcal{T}^*}$ as defined above. Then there exist rational transfer function matrices $T_s(q)$ and $R_s(q)$ such that $w_{\mathcal{T}}$ can be written as:

$$w_{\mathcal{T}}(t) = T_s(q)w_{\mathcal{D}^c}(t) + R_s(q)x_{\mathcal{T}^*}(t). \quad (32)$$

Proof The proof of this result is dual to the proof of Proposition 3, with all u -node signals replaced by w -node signals. \square

This provides the right conditions for showing the data-informativity result for single module identification.

Theorem 8 Consider the network (25), predictor model (26)-(27), the signal vector $\kappa^{[j]}$ (31) and the node sets $w_i, w_{\mathcal{D}^c}, w_{\mathcal{T}}, x_{\mathcal{T}^*}$ as defined above. If

- row $M_j(q, \theta)$ is parametrized independently from the other rows in $M(q, \theta)$, and
- the columns in $M_j(q, \theta)$ corresponding to the inputs $w_{i \cup \mathcal{D}^c}$ are parametrized independently from the other columns in $M_j(q, \theta)$,

then $\bar{G}_{ji}(q, \theta) = \bar{G}_{ji}^0(q)$ is unique in the minimum of the quadratic cost function (14) applied to (27), if

- (a) $\Phi_{\eta^{[j]}}(\omega) \succ 0$, for almost all ω

with

$$\eta^{[j]} = \begin{bmatrix} w_{(i \cup \mathcal{D}^c) \perp \chi} \\ \xi_{\mathcal{Y}}^{[j]} \end{bmatrix} \quad (33)$$

and

$$\chi = \begin{bmatrix} x_{\mathcal{T}^*} \\ u^{[j]} \end{bmatrix}. \quad (34)$$

Proof See Appendix. \square

One of the main differences with the situation of Section 4 is that the two components in the vector $\eta^{[j]}$ are no longer independent. Because of possible feedback loops present in the network, the concerned signals can be correlated. An implication of the spectrum condition is then that $w_{(i \cup \mathcal{D}^c)}$ should be persistently excited, through the presence of external signals that exclude χ and $\xi_{\mathcal{Y}}^{[j]}$, while $\xi_{\mathcal{Y}}^{[j]}$ should be persistently exciting in itself. This latter condition is due to the fact that these signals are inputs to parametrized terms in the noise model, and therefore cannot be used for exciting the elements in G .

The external signals χ that are excluded from serving as excitation sources for estimating $G_{ji}^0(q)$, now also include all u -signals that are input to a parametrized module towards the target output w_j , i.e. the inputs that correspond to parametrized terms in $[\bar{T}(q, \theta)]_{j^*}$, (27). Note however that, different from the term $\xi_{\mathcal{Y}}^{[j]}$, the signals in $u^{[j]}$ do not require excitation, as they are not part of the vector signal $\eta^{[j]}$.

Following the reasoning in Section 6 we can now also formulate the path-based conditions for generically satisfying the positive definite spectrum condition in Theorem 8.

Proposition 9 Consider the situation of Theorem 8, and consider the sets of external signals, defined by:

- $e^{\perp y}$: All e signals in the network that do not have an unknown path to w_y , and
- $u^{\perp j}$: All u -signals in the network that do not have a parametrized link to w_j in the predictor model.

Then the data informativity condition (a) in Theorem 8 is generically satisfied if there exist $\dim(\mathcal{D}^c) + 1$ vertex disjoint paths from $(e^{\perp y}, u^{\perp j})$ to $w_{i \cup \mathcal{D}^c}$, that do not pass through $w_{\mathcal{T}}$, and the signals in $(e^{\perp y}, u^{\perp j})$ are mutually independent and persistently exciting.

Proof See Appendix \square

The class of external signals $u^{\perp j}$ can alternatively be specified by the set of u -signals, that contains u_j (the u -signal directly entering w_j) plus the u signals that have a path to $(w_{\mathcal{D}^c}^{[j]}, w_{\mathcal{T}}^{[j]})$ without passing through w_j .

The result shows that for appropriately exciting $w_{i \cup \mathcal{D}^c}$, we can use all external signals that in the predictor model do not have a parametrized link to the output. External signals that do have such a parametrized link are required for exciting the concerned entries in $\bar{H}(q, \theta)$ and $\bar{T}(q, \theta)$ respectively, and therefore are not available for exciting the node inputs for estimating $G_{ji}^0(q)$. From the remaining set of external signals, only those external signals can be used that reach the predictor input signals through the set of nodes $w_{i \cup \mathcal{D}^c}$, without passing through $w_{\mathcal{T}}$.

An illustration of this situation is provided in Figure 2.

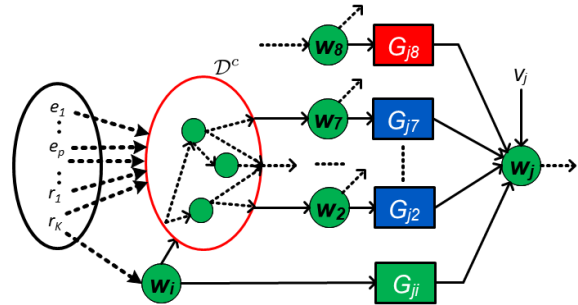


Fig. 2. Network situation with target module G_{ji} . Module G_{j8} is known and therefore not parametrized. The disconnecting set $w_{\mathcal{D}^c}$ is disconnecting from node w_i to the remaining inputs to parametrized modules. $w_{\mathcal{D}^c}$ and w_i need sufficient excitation from external signals, either e - or r signals, while external signals that have a parametrized link to the output w_j are excluded. Note that $u = R^0 r$ with R^0 a binary matrix.

7.2 Discussion

The new single module data-informativity results presented in Theorem 8 and Proposition 9, are relaxed versions of the data-informativity conditions presented in

Van den Hof et al. [2023], where the target was to consistently estimate the full (unstructured) predictor model. It has been shown in Van den Hof et al. [2023] that for satisfying those data-informativity conditions it may be necessary to adjust the selection of predictor inputs and outputs. In other words, for a particular selection of predictor inputs and outputs, it is not guaranteed that the data-informativity can be met by adding a sufficient number of external excitation signals. That is different in the current results, where the data-informativity conditions can always be satisfied by adding a sufficient number of external excitation signals at appropriate locations.

Corollary 10 *Consider the situation of Theorem 8. Then for any predictor model the data-informativity condition for consistent estimation of the target module $\bar{G}_{ji}^0(q)$ can be satisfied, by adding a sufficient number of external excitation signals to the predictor inputs $w_{i \cup \mathcal{D}^c}$.*

When estimating a single module $G_{ji}^0(q)$ in a dynamic network, the user has the option now to require two different sets of conditions for data-informativity, either the single module conditions if the current paper, or the full predictor model conditions of Van den Hof et al. [2023]. While the single module conditions are more relaxed, this situation also comes at a cost. When validating an estimated module, as part of a consistently estimated predictor model, model validation can be applied to the full predictor model, for validating all of the present modules. This can e.g. be done by considering a validation data set. However when only the target module is estimated consistently, validation of this module using a validation data set, would require that in this validation data set, the node signals that are input to parametrized modules in the predictor model, are exactly the same as in the estimation data set. This is caused by the fact that in the consistent single module estimation case, the estimated modules, different from the target module, will become dependent on the particular input node signals, present in the estimation data set.

So far we have been dealing with the data-informativity conditions for the direct method of estimating predictor models in a dynamic network, see Ramaswamy and Van den Hof [2021]. There are alternative methods, as e.g. the multistage method of Fonken et al. [2023], where data-informativity conditions are also more relaxed. Construction of predictor models for both the direct method and the multistage method, including the different types of data-informativity conditions, has been implemented in the MATLAB app and toolbox SYSDYNET Van den Hof et al. [2024].

One of the prime consequences of the results presented in this paper is in the relation with single module identifiability. Identifiability conditions for single modules in a dynamic network have been studied in Weerts et al.

[2018a], Hendrickx et al. [2019], Weerts et al. [2018b], Shi et al. [2022, 2023]. These conditions are typically not dependent on a particular identification algorithm. At the same time, identification algorithms have been studied that provide consistent target module estimates under specific conditions, among which data-informativity conditions. One would expect that if the single module identifiability conditions are satisfied, that there exists an estimation algorithm that can provide the consistent target module estimate. However, so far this step has only been achieved for a particular situation, namely when the single module identifiability conditions are satisfied by external excitation signals r only. In that situation an indirect method can be used to estimate the target module consistently, see e.g. Van den Hof et al. [2013], Dankers et al. [2016], Gevers et al. [2018]. However when both r -excitation and external e -signals are required for satisfying the single module identifiability conditions, there was a gap with the related data-informativity conditions of the estimation algorithms.

In order to understand how the current results close this gap, we consider the identifiability result as formulated in Theorem 4 and Corollary 1 of Shi et al. [2022], adapted here to the situation of single module identifiability. We also consider a model set \mathcal{M} of a full network that satisfies the basic assumptions as formulated in Shi et al. [2022], including the assumption that all modules in $G(q, \theta)$ are strictly proper.

Theorem 11 (Shi et al. [2022]) *Let \mathcal{X}_j be composed of those components in $x = (u, e)$ that in the model set \mathcal{M} do not have a parametrized link to w_j . Then G_{ji} is generically identifiable in \mathcal{M} from (w, r) if there exists a disconnecting set $w_{\mathcal{D}^c}$ from $\{\mathcal{X}_j \cup w_i\}$ to $w_{\mathcal{D}^c}^{[j]} \setminus \{w_i\}$, subject to $i \notin \mathcal{D}^c$, such that there exist $\dim(w_{\mathcal{D}^c}) + 1$ vertex disjoint paths from \mathcal{X}_j to $w_{i \cup \mathcal{D}^c}$.*

Now it appears that the conditions for generic single module data-informativity, as formulated in Proposition 9 are extremely closely related to the generic single module identifiability conditions of Theorem 11. While in Proposition 9 external signals in set $x_{\mathcal{T}}$ are excluded from excitation, this similar situation is covered in Theorem 11 by requiring that the disconnecting set $w_{\mathcal{D}^c}$ should also be a disconnecting set from \mathcal{X}_j to $w_{\mathcal{D}^c}^{[j]} \setminus \{w_i\}$. I.e. external signals that reach $w_{\mathcal{D}^c}^{[j]} \setminus \{w_i\}$ without passing through $w_{\mathcal{D}^c}$ are excluded. This set is exactly covered by $w_{\mathcal{T}}$.

The single difference between the conditions in the two results, is in terms of the white noise signals e that are available for excitation. While in Theorem 11 only white noise signals with a parametrized link to w_j are excluded, in Proposition 9 these are the white noise signals with a parametrized path to w_j . In the situation of a single output (MISO) predictor model these sets are exactly the same. However in the multi-output case, there is ap-

parently some conservatism in the direct identification method. Choosing a multiple output predictor model for identification of a single module is typically done for coping with confounding variables, see e.g. Ramaswamy and Van den Hof [2021]. Increasing the number of outputs apparently comes at the cost of more strict data-informativity conditions. This is in line with the data-informativity conditions for consistency of full predictor models, as presented in Ramaswamy and Van den Hof [2021], Van den Hof et al. [2023]. Alternative methods, as the multi-stage method (Fonken et al. [2023]) do not seem to suffer from this conservatism.

8 Two-node example

We consider the 2-node example as depicted in Figure 3 [Van den Hof and Ramaswamy, 2020] with target module G_{21} .

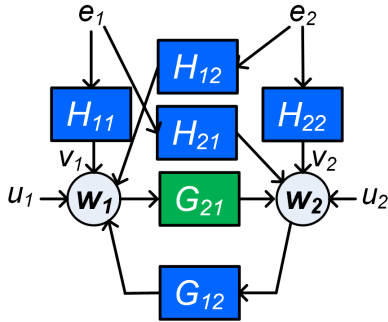


Fig. 3. Two node example with correlation disturbances and target module $G_{21}(q)$.

Because of the confounding variables that occur due to the correlated disturbances, we include node signal w_1 in the output, leading to a predictor model $w_1 \rightarrow (w_1, w_2)$. In the original reasoning of the local direct method, data-informativity is analyzed for the full SIMO model, leading to the situation that neither u_1 nor u_2 can be used for excitation of input w_1 . This is due to the fact that in modelling output w_1 in the predictor model, and since w_2 is not an input signal, both u_1 and u_2 appear in the predictor expression for w_1 with unknown dynamic terms, reflecting the sensitivity of the feedback loop between w_1 and w_2 . The solution was then to move to a 2-input 2-output model $(w_1, w_2) \rightarrow (w_1, w_2)$ which then satisfies the data-informativity conditions when both u_1 and u_2 are present Van den Hof et al. [2023]. In the analysis of the current paper, we consider the predictor model $w_1 \rightarrow (w_1, w_2)$, but for data-informativity only need to account for the mapping $w_1 \rightarrow w_2$. In this case $w_i = w_1, w_j = w_2, \mathcal{T} = \emptyset$ and $\mathcal{D}^c = \emptyset$. Since in the predictor model for predicting w_2 , u_1 is not present, and u_2 appears with a constant term 1, it follows that $u^{[j]} = \emptyset$, and therefore both u_1 and u_2 can be used to excite w_1 . As a result, data-informativity is guaranteed generically if either u_1 or u_2 is present. This is in agreement with the earlier observations in Van den Hof et al. [2017].

9 Conclusions

It has been shown that data-informativity conditions for MIMO models can be relaxed if we are only interested in identifying a single target module (transfer function) in the MIMO model, while using a direct prediction error method. Only a subset of input signals require excitation, where the subset is constructed on the basis of a disconnecting set property. Starting from an open-loop situation, the results have been formulated for generally interconnected dynamic networks, and graph-based conditions have been developed that guarantee satisfaction of the conditions in a generic sense. The resulting path-based data-informativity conditions are shown to be closely related to earlier derived conditions for generic identifiability of single modules in a dynamic network. This implies that in specified situations, satisfaction of the generic single module identifiability conditions guarantees that the local direct method provides an algorithm for consistently estimating the target module.

A Proof of Proposition 3.

With the decomposition of input signal u according to (16), and adding the inputs $u_{\mathcal{F}}$ to non-parametrized terms, we can write the expression (15) for u by re-ordering its rows as (leaving out time arguments (t) for brevity):

$$\begin{bmatrix} u_i \\ u_{\mathcal{D}^c} \\ u_{\mathcal{T}} \\ u_{\mathcal{F}} \end{bmatrix} = \begin{bmatrix} 0 & T_{12}(q) & T_{13}(q) & T_{14}(q) \\ T_{21}(q) & T_{22}(q) & T_{23}(q) & T_{24}(q) \\ T_{31}(q) & T_{32}(q) & T_{33}(q) & T_{34}(q) \\ T_{41}(q) & T_{42}(q) & T_{43}(q) & T_{44}(q) \end{bmatrix} \begin{bmatrix} u_i \\ u_{\mathcal{D}^c} \\ u_{\mathcal{T}} \\ u_{\mathcal{F}} \end{bmatrix} + R_x x. \quad (\text{A.1})$$

The components $u_{\mathcal{F}}$ can be removed (immersed) from the description through Gaussian elimination, leading to the expression

$$\begin{bmatrix} u_i \\ u_{\mathcal{D}^c} \\ u_{\mathcal{T}} \end{bmatrix} = \begin{bmatrix} 0 & \tilde{T}_{12}(q) & \tilde{T}_{13}(q) \\ \tilde{T}_{21}(q) & \tilde{T}_{22}(q) & \tilde{T}_{23}(q) \\ \tilde{T}_{31}(q) & \tilde{T}_{32}(q) & \tilde{T}_{33}(q) \end{bmatrix} \begin{bmatrix} u_i \\ u_{\mathcal{D}^c} \\ u_{\mathcal{T}} \end{bmatrix} + \tilde{T}_x(q)x. \quad (\text{A.2})$$

The components of x that appear in the equation for $u_k, k \in \{i \cup \mathcal{D}^c \cup \mathcal{T}\}$ are then the x components that are directly added to the concerned nodes in the original system representation, plus all those components x that only pass through nodes in $u_{\mathcal{F}}$ before they reach u_k . This is a direct result of Gaussian elimination (immersion) of the nodes $u_{\mathcal{F}}$ [Dankers et al., 2016].

Because of the disconnecting set property of $u_{\mathcal{D}^c}$, it follows that $\tilde{T}_{31}(q) = 0$. As a result, the third block row of

the expression can be rewritten as:

$$u_{\mathcal{T}}(t) = (I - \tilde{T}_{33}(q))^{-1} \tilde{T}_{32}(q) u_{\mathcal{D}^c}(t) + (I - \tilde{T}_{33}(q))^{-1} \begin{bmatrix} 0 & 0 & I \end{bmatrix} \tilde{T}_x(q) x(t). \quad (\text{A.3})$$

The components of x that appear in this equation, are the x -components that are directly added to $u_{\mathcal{T}}$, plus the components of x that are directly added to $u_{\mathcal{F}}$ and only pass through nodes in $u_{\mathcal{F}}$ before they reach $u_{\mathcal{T}}$. Differently formulated: the x -components that affect the equation for $u_{\mathcal{T}}$ are those x components that directly enter nodes $u_{\mathcal{T} \cup \mathcal{F}}$ and that have a path to $u_{\mathcal{T}}$ without passing through $u_{i \cup \mathcal{D}^c}$. Since any path from u_i to $u_{\mathcal{T}}$ has to pass through $u_{\mathcal{D}^c}$, it is sufficient to check the passing through $u_{\mathcal{D}^c}$. \square

B Proof of Theorem 4.

We consider the expression $\Delta \bar{M}_j(q, \theta) \kappa^{[j]}(t)$, where \bar{M}_j is constructed from M_j by removing the non-parametrized terms, and we decompose the expression as

$$\Delta \bar{M}_j(q, \theta) \kappa^{[j]}(t) = \Delta \bar{M}_j^u(q, \theta) \kappa_u^{[j]}(t) + \Delta \bar{M}_j^e(q, \theta) \kappa_e^{[j]}(t). \quad (\text{B.1})$$

With an appropriate decomposition of $\Delta \bar{M}_j^u(q, \theta)$, corresponding to (16) according to:

$$\Delta \bar{M}_j^u(q, \theta) = \begin{bmatrix} \Delta G_{ji}(q, \theta) & \Delta_j^a(q, \theta) & \Delta_j^b(q, \theta) \end{bmatrix} \quad (\text{B.2})$$

as

$$\Delta \bar{M}_j^u(q, \theta) \kappa_u^{[j]} = \begin{bmatrix} \Delta G_{ji}(q, \theta) & \Delta_j^a(q, \theta) & \Delta_j^b(q, \theta) \end{bmatrix} \begin{bmatrix} u_i \\ u_{\mathcal{D}^c} \\ u_{\mathcal{T}} \end{bmatrix}. \quad (\text{B.3})$$

Since according to (17), $u_{\mathcal{T}}$ can be written as a function of $u_{\mathcal{D}^c}$ and $x_{\mathcal{T}}$, substituting this in the above expression provides

$$\begin{bmatrix} \Delta G_{ji}(q, \theta) & \Delta_j^a(q, \theta) + \Delta_j^b(q, \theta) T_s(q) & \Delta_j^b(q, \theta) R_s(q) \end{bmatrix} \cdot \begin{bmatrix} u_i \\ u_{\mathcal{D}^c} \\ x_{\mathcal{T}} \end{bmatrix}.$$

Denote $\nu := \begin{bmatrix} u_i \\ u_{\mathcal{D}^c} \end{bmatrix}$. Then we can decompose ν according

to $\nu = \nu_{x_{\mathcal{T}}} + \nu_{\perp x_{\mathcal{T}}}$ and using the fact that $\Delta_j^b(q, \theta)$ is parametrized independently from ΔG_{ji} and Δ_j^a , we can

rewrite $\Delta \bar{M}_j^u(q, \theta) \kappa_u^{[j]}$ as

$$= \begin{bmatrix} \Delta G_{ji}(q, \theta) & \Delta_j^c(q, \theta) & \Delta_j^b(q, \theta) R_s(q) \end{bmatrix} \cdot \begin{bmatrix} \nu_{x_{\mathcal{T}}} + \nu_{\perp x_{\mathcal{T}}} \\ x_{\mathcal{T}} \end{bmatrix}.$$

The expression for $\Delta \bar{M}_j^u(q, \theta) \kappa_u^{[j]}$ is now written as a summation of two terms that are mutually uncorrelated: one driven by $x_{\mathcal{T}}$ and $\nu_{x_{\mathcal{T}}}$ and one driven by its orthogonal complement. According to (B.1), for evaluating $\Delta \bar{M}_j(q, \theta) \kappa^{[j]}(t)$ a third term is added, given by $\Delta \bar{M}_j^e(q, \theta) \kappa_e^{[j]}$, leading to

$$\Delta \bar{M}_j(q, \theta) \kappa^{[j]}(t) = \begin{bmatrix} \Delta G_{ji}(q, \theta) & \Delta_j^c(q, \theta) & \Delta_j^b(q, \theta) R_s(q) \end{bmatrix} \cdot \left(\begin{bmatrix} \nu_{x_{\mathcal{T}}} \\ x_{\mathcal{T}} \end{bmatrix} + \begin{bmatrix} \nu_{\perp x_{\mathcal{T}}} \\ 0 \end{bmatrix} \right) + \Delta \bar{M}_j^e(q, \theta) \kappa_e^{[j]}.$$

Since both terms $\nu_{\perp x_{\mathcal{T}}}$ and $\kappa_e^{[j]}$ are orthogonal to $x_{\mathcal{T}}$, it follows now that $\mathbb{E} \|\Delta \bar{M}_j(q, \theta) \kappa^{[j]}(t)\|^2 = 0$ implies $\begin{bmatrix} \Delta G_{ji}(q, \theta) & \Delta_j^c(q, \theta) & \Delta_j^b(q, \theta) \end{bmatrix} = 0$ under the condition that $\Phi_{\mu^{[j]}}(\omega) \succ 0$ for almost all ω with $\mu^{[j]}$ given by

$$\mu^{[j]} = \begin{bmatrix} \nu_{\perp x_{\mathcal{T}}} \\ \kappa_e^{[j]} \end{bmatrix},$$

as specified in (19). This implies $\Delta G_{ji}(q, \theta) = 0$ in the minimum of the quadratic cost function. \square

C Proof of Theorem 8.

The proof follows a reasoning that is similar to the proof of Theorem 4. For completeness we include it here.

We consider the expression $\Delta \bar{M}_j(q, \theta) \kappa^{[j]}(t)$, where \bar{M}_j is constructed from M_j by removing the non-parametrized terms, and we decompose the expression as

$$\Delta \bar{M}_j(q, \theta) \kappa^{[j]}(t) = \Delta \bar{M}_j^w(q, \theta) w_{\mathcal{D}^c}^{[j]}(t) + \Delta \bar{M}_j^{\xi}(q, \theta) \xi_{\mathcal{S}}^{[j]}(t) + \Delta \bar{M}_j^u(q, \theta) u^{[j]}(t). \quad (\text{C.1})$$

With an appropriate decomposition of $\Delta \bar{M}_j^u(q, \theta)$, corresponding to (31) according to:

$$\Delta \bar{M}_j^u(q, \theta) = \begin{bmatrix} \Delta \bar{G}_{ji}(q, \theta) & \Delta_j^a(q, \theta) & \Delta_j^b(q, \theta) \end{bmatrix} \quad (\text{C.2})$$

as

$$\Delta \bar{M}_j^u(q, \theta) w_{\mathcal{D}^c}^{[j]} = \begin{bmatrix} \Delta \bar{G}_{ji}(q, \theta) & \Delta_j^a(q, \theta) & \Delta_j^b(q, \theta) \end{bmatrix} \begin{bmatrix} w_i \\ w_{\mathcal{D}^c} \\ w_{\mathcal{T}} \end{bmatrix} \quad (\text{C.3})$$

with $w_{\mathcal{D}^c} = w_{\mathcal{D}^c} \cap w_{\mathcal{D}^c}^{[j]}$. By complementing $w_{\mathcal{D}^c}$ with the remaining components of $w_{\mathcal{D}^c}$ and adding 0 entries to the accompanying $\Delta_j^a(q, \theta)$, this can be rewritten as

$$\Delta \bar{M}_j^u(q, \theta) w_{\mathcal{D}^c}^{[j]} = \begin{bmatrix} \Delta \bar{G}_{ji}(q, \theta) & \tilde{\Delta}_j^a(q, \theta) & \Delta_j^b(q, \theta) \end{bmatrix} \begin{bmatrix} w_i \\ w_{\mathcal{D}^c} \\ w_{\mathcal{T}} \end{bmatrix}. \quad (\text{C.4})$$

Since according to (32), $w_{\mathcal{T}}$ can be written as a function of $w_{\mathcal{D}^c}$ and $x_{\mathcal{T}}$, substituting this in the above expression provides

$$\begin{bmatrix} \Delta \bar{G}_{ji}(q, \theta) & \tilde{\Delta}_j^a(q, \theta) + \Delta_j^b(q, \theta) T_s(q) & \Delta_j^b(q, \theta) R_s(q) \end{bmatrix} \cdot \begin{bmatrix} w_i \\ w_{\mathcal{D}^c} \\ x_{\mathcal{T}} \end{bmatrix}.$$

For analyzing the full expression $\Delta \bar{M}_j(q, \theta) \kappa^{[j]}(t)$ we need to add the terms $\Delta \bar{M}_j^\xi(q, \theta) \xi^{[j]}(t)$ and $\Delta \bar{M}_j^u(q, \theta) u^{[j]}(t)$.

Denote $\nu := \begin{bmatrix} w_i \\ w_{\mathcal{D}^c} \end{bmatrix}$ and $\chi := \{x_{\mathcal{T}} \cup u^{[j]}\}$. Then we can decompose ν according to $\nu = \nu_{\chi} + \nu_{\perp\chi}$ and using the fact that $\Delta_j^b(q, \theta)$ is parametrized independently from ΔG_{ji} and $\tilde{\Delta}_j^a$, we can rewrite $\Delta \bar{M}_j^w(q, \theta) w_{\mathcal{D}^c}^{[j]}$ as

$$= \begin{bmatrix} \Delta G_{ji}(q, \theta) & \Delta_j^c(q, \theta) & \Delta_j^b(q, \theta) R_s(q) \end{bmatrix} \cdot \begin{bmatrix} \nu_{\chi} + \nu_{\perp\chi} \\ x_{\mathcal{T}} \end{bmatrix}.$$

The expression for $\Delta \bar{M}_j^u(q, \theta) w_{\mathcal{D}^c}^{[j]}$ is now written as a summation of two terms that are mutually uncorrelated: one driven by $x_{\mathcal{T}}$ and ν_{χ} and one driven by a term that is orthogonal to this. For evaluating $\Delta \bar{M}_j(q, \theta) \kappa^{[j]}(t)$ two additional terms are added, given by $\Delta \bar{M}_j^\xi(q, \theta) \xi^{[j]}$ and $\Delta \bar{M}_j^u(q, \theta) u^{[j]}$.

The first of these two terms is possibly correlated with $\nu_{\perp\chi}$, while the second is not.

It follows now that $\bar{\mathbb{E}} \|\Delta \bar{M}_j(q, \theta) \kappa^{[j]}(t)\|^2 = 0$ implies $\begin{bmatrix} \Delta \bar{G}_{ji}(q, \theta) & \Delta_j^c(q, \theta) & \Delta_j^b(q, \theta) \end{bmatrix} = 0$ under the condition that $\Phi_{\eta^{[j]}}(\omega) \succ 0$ for almost all ω with $\eta^{[j]}$ given by

$$\eta^{[j]} = \begin{bmatrix} \nu_{\perp\chi} \\ \xi_{\mathcal{S}}^{[j]} \end{bmatrix},$$

as specified in (33). This implies $\Delta \bar{G}_{ji}(q, \theta) = 0$ in the minimum of the quadratic cost function. \square

D Proof of Proposition 9.

When applying the graph-based results of Proposition 5 to the results of Theorem theoX, the graph-based condition becomes to having $\dim(\eta^{[j]})$ vertex disjoint paths from all external signals (u, e) to $\eta^{[j]}$. With the expression for $\eta^{[j]}$ (33) this becomes: $\dim(\eta^{[j]})$ vertex disjoint paths from $(u, e) \setminus \chi$ to $(w_{i \cup \mathcal{D}^c}, \xi_{\mathcal{S}}^{[j]})$.

The white noise signals $\xi_{\mathcal{S}}^{[j]}$ are typically constructed after spectral factorization of the disturbance process affecting $w_{\mathcal{S}}$. If in the predictor model, the noise model $H(q, \theta)$ is parametrized fully, this implies that every noise signal $e_{\ell} \in e^{\mathcal{S}}$, that in the network has a path to a node $w_{\mathcal{S}}$ with unknown dynamics (i.e. the dynamics in the path is not fixed a priori), will potentially contribute to $\xi_{\mathcal{S}}^{[j]}$. Note that this does not only refer to noise signals e that have a direct link to $w_{\mathcal{S}}$ in the network; it also involves noise terms e on unmeasured nodes that are not part of the predictor model. If $H(q, \theta)$ has a structured parametrization, like e.g. a block diagonal form, then we can restrict the class of e -signals that should be excluded from the subset of $e_{\mathcal{S}}$ to those signals e_{ℓ} that have a path to an output $w_k \in w_{\mathcal{S}}$ of which the disturbance component is correlated to the disturbance component of w_j .

In the vertex disjoint path condition this set of signals $e^{\mathcal{S}}$ is then required to establish the positive definite spectrum condition for $\xi_{\mathcal{S}}^{[j]}$, which is satisfied by definition. The remaining term then becomes: $\dim(\mathcal{D}^c) + 1$ vertex disjoint paths between $(u, e \setminus e^{\mathcal{S}}) \setminus \chi$ and $w_{i \cup \mathcal{D}^c}$. Or equivalently $\dim(\mathcal{D}^c) + 1$ vertex disjoint paths between $(u \setminus u^{[j]}, e \setminus e^{\mathcal{S}}) \setminus x_{\mathcal{T}^*}$ and $w_{i \cup \mathcal{D}^c}$, which proves the result.

References

- X. Bombois, K. Colin, P. M. J. Van den Hof, and H. Hjalmarsson. On the informativity of direct identification experiments in dynamical networks. *Automatica*, 148 (110742), February 2023.
- A. G. Dankers, P. M. J. Van den Hof, P. S. C. Heuberger, and X. Bombois. Identification of dynamic models in complex networks with prediction error methods:

- Predictor input selection. *IEEE Trans. on Automatic Control*, 61(4):937–952, 2016.
- S. J. M. Fonken, K. R. Ramaswamy, and P. M. J. Van den Hof. Local identification in dynamic networks using a multi-step least squares method. In *Proc. 62th IEEE Conf. on Decision and Control (CDC)*, pages 431–436, Singapore, 2023. IEEE.
- M. Gevers, A. Bazanella, and L. Miskovic. Informative data: how to get just sufficiently rich? In *Proc. 47th IEEE Conf. Decision and Control, Cancun, Mexico*, pages 1962–1967, 2008.
- M. Gevers, A.S. Bazanella, and G. Vian da Silva. A practical method for the consistent identification of a module in a dynamical network. *IFAC-PapersOnLine*, 51-15:862–867, 2018. Proc. 18th IFAC Symp. System Identif. (SYSID2018).
- J.M. Hendrickx, M. Gevers, and A.S. Bazanella. Identifiability of dynamical networks with partial node measurements. *IEEE Trans. Autom. Control*, 64(6):2240–2253, 2019.
- L. Ljung. Convergence analysis of parametric identification methods. *IEEE Trans. Automatic Control*, 23: 770–783, May 1978.
- L. Ljung. *System Identification: Theory for the User*. Prentice-Hall, Englewood Cliffs, NJ, 1999.
- J. Pearl. *Causality: Models, Reasoning, and Inference*. Cambridge University Press, New York, 2000.
- R. Pintelon and J. Schoukens. *System identification: a frequency domain approach*. John Wiley & Sons, 2012.
- K. R. Ramaswamy and P. M. J. Van den Hof. A local direct method for module identification in dynamic networks with correlated noise. *IEEE Trans. Automatic Control*, 66(11):5237–5252, November 2021.
- S. Shi, X. Cheng, and P. M. J. Van den Hof. Generic identifiability of subnetworks in a linear dynamic network: the full measurement case. *Automatica*, 137(110093), March 2022.
- S. Shi, X. Cheng, and P. M. J. Van den Hof. Single module identifiability in linear dynamic networks with partial excitation and measurement. *IEEE Trans. Automatic Control*, 68(1):285–300, January 2023.
- T. Söderström and P. Stoica. *System Identification*. Prentice Hall, Hemel Hempstead, UK, 1989.
- P. M. J. Van den Hof and K. R. Ramaswamy. Path-based data-informativity conditions for single module identification in dynamic networks. In *Proc. 59th IEEE Conf. on Decision and Control (CDC)*, pages 4354–4359, Jeju Island, Republic of Korea, 2020. IEEE.
- P. M. J. Van den Hof, A. G. Dankers, P. S. C. Heuberger, and X. Bombois. Identification of dynamic models in complex networks with prediction error methods - basic methods for consistent module estimates. *Automatica*, 49(10):2994–3006, 2013.
- P. M. J. Van den Hof, A. G. Dankers, and H. H. M. Weerts. From closed-loop identification to dynamic networks: generalization of the direct method. In *Proc. 56nd IEEE Conf. on Decision and Control (CDC)*, pages 5845–5850, Melbourne, Australia, 2017. IEEE.
- P. M. J. Van den Hof, K. R. Ramaswamy, and S. J. M. Fonken. Integrating data-informativity conditions in predictor models for single module identification in dynamic networks. *IFAC-PapersOnLine*, 56-2:2377–2382, 2023. Proc. 22nd IFAC World Congress, 9-14 July, 2023, Yokohama, Japan.
- P. M. J. Van den Hof et al. SYSDYNET - MATLAB app and toolbox for data-driven modelling in dynamic networks, beta-version 0.3.1. www.sysdynet.net, July 2024.
- J.W van der Woude. A graph-theoretic characterization for the rank of the transfer matrix of a structured system. *Mathematics of Control, Signals, and Systems*, 4:33–40, 1991.
- H. H. M. Weerts, P. M. J. Van den Hof, and A. G. Dankers. Identifiability of linear dynamic networks. *Automatica*, 89:247–258, March 2018a.
- H. H. M. Weerts, P. M. J. Van den Hof, and A. G. Dankers. Single module identifiability in linear dynamic networks. In *Proc. 57th IEEE Conf. on Decision and Control (CDC)*, pages 4725–4730, Miami Beach, FL, 2018b. IEEE.