

CAUSALITY IN THE MAXIMALLY EXTENDED REISSNER–NORDSTRÖM SPACETIME WITH IDENTIFICATIONS

Andrzej Krasiński

N. Copernicus Astronomical Centre, Polish Academy of Sciences

Bartycka 18, 00 716 Warszawa, Poland

e-mail: akr@camk.edu.pl

(Received

2019)

The maximally extended Reissner–Nordström (RN) spacetime with $e^2 < m^2$ can be interpreted either as an infinite chain of asymptotically flat regions connected by tunnels between timelike singularities or as a set of just one pair of asymptotically flat regions and one tunnel; the repetitions of this set in the infinite chain being identified. The second interpretation gives rise to the suspicion of acausality, i.e. the possibility of sending messages to one's own past. A numerical investigation of this problem was carried out in this paper and gave the following result. Let E be the initial point of a radial timelike future-directed ingoing geodesic G , lying halfway between the outer horizon and the image of the null infinity in the maximally extended RN spacetime. Let E' be the first future copy of E . It was verified whether the turning point of G lies outside or inside the past light cone (PLC) of E' . In the second case the breach of causality does occur. It turned out that the acausality is present when V_E , the timelike coordinate of E , is negative with a sufficiently large $|V_E|$, and is absent with a sufficiently large $V_E > 0$. In between these values there exists a \tilde{V}_E , dependent on the initial data for the geodesic, for which the turning point lies on the PLC. So, the identification does lead to acausality. Nonradial timelike and null geodesics were also investigated, and a few hitherto unknown properties of the maximal extension were revealed. For example, the singularity arc at $r = 0$ may be convex or concave, depending on the values of m and e .

1. Motivation and summary

The maximally extended Reissner [1] – Nordström [2] (RN) spacetime with $e^2 < m^2$ can be interpreted either as an infinite chain of asymptotically flat regions connected by tunnels between timelike singularities or as a set of just one pair of asymptotically flat regions and one tunnel; the repetitions of this set in the infinite chain being identified. The identification may be suspected of leading to acausality (i.e. an observer could supposedly send a message to its own past by means of timelike or null geodesics). A radial *null* geodesic sent into the tunnel will hit the singularity and will not get out into the next asymptotically flat region unless it is reflected somewhere in the tunnel. The

problem was to verify what happens with timelike geodesics, radial and nonradial, and with nonradial null geodesics.

In the present paper it was shown by numerical examples that the breach of causality does or does not occur depending on the initial point of the timelike geodesic. The method of computation was as follows. We first numerically integrated a future-directed ingoing radial timelike geodesic G_1 emitted outside the outer RN horizon $r = r_+ \stackrel{\text{def}}{=} m + \sqrt{m^2 - e^2}$ for which the radial coordinate of the emission event was at a midpoint between the image of $r = r_+$ and the image of the null infinity, and the emission time was distinctly later than the instant of time-symmetry. In the (u, v) coordinates adapted to the r_+ horizon, G_1 smoothly crossed $r = r_+$. At a point P_1 in the region $r_- < r < r_+$ (where $r_- \stackrel{\text{def}}{=} m - \sqrt{m^2 - e^2}$) the coordinates were transformed to the (u', v') adapted to the r_- horizon, and the numerical integration was continued from point P_3 (the image of P_1 under this transformation) smoothly through $r = r_-$. The geodesic G_1 was followed up to its turning point (TP) denoted P_5 , where, at $r = r_{\text{tp}}$, it would change to an outgoing one. Then, we issued from event E' – the first future copy of E that would coincide with E under the identification – a past-directed ingoing radial *null* geodesic G_2 . The G_2 is the radial generator of the past light cone (PLC) of E' . The equation of a radial null geodesic can be solved explicitly. It was followed through the r_+ horizon, and in the region $r_- < r < r_+$ the coordinates were changed from (u, v) to (u', v') . In the new coordinates G_2 was continued until it reached $r = r_{\text{tp}}$. There, it turned out that P_5 lies to the future of the PLC. Hence, if G_1 (the first geodesic) were continued to the future of P_5 , it would not enter the PLC of E' and near E' would lie to the future of E' . Consequently, the observer at E would not be able to send any message to its past. Nonradial timelike and null geodesics behave similarly: the (u', v') coordinates of their TPs differ from those of P_5 , but not sufficiently to change the conclusion.

However, if the initial point E lies at the same r as before, but distinctly earlier than the instant of time-symmetry, then the opposite occurs: the TP of a radial timelike ingoing future-directed geodesic lies to the past of the PLC of E' and sending a message to one's own past is possible. A logical conclusion is that if E lies somewhere between the two previously mentioned locations, then the TP will lie right on the PLC of E' , which was also verified in this paper. The exact location of this preferred E depends on the parameters of G_1 .

The final conclusion is that the identification does lead to acausality.

The paper is organised as follows. In Sec. 2., the basic geometric properties of the RN spacetime with $e^2 < m^2$ are described. The presentation follows the reasoning of Graves and Brill [3] (GB) with several extensions. Ref. [3] presented the main idea on how to remove the spurious singularities, but left some details and consequences for the readers to fill in. For numerical computations everything must be stated explicitly. In particular, the (u, v) coordinates that remove the spurious singularities at the horizons and their relation to the (U, V) coordinates used in the conformal diagrams are discussed in detail. The maximal extension of the RN metric is re-derived by the GB method. A surprise emerges: the arcs of the singularity at $r = 0$ are concave or convex depending on the values of m and e . The graphs of the maximal extension shown in Refs. [3] and [4]

are correct only for the distance between the vertices of the hyperbola $u^2 - v^2 = \text{constant}$ being sufficiently small. Also, the transformation from the (t, r) to the (u, v) coordinates in Ref. [3] covers only one of four sectors of the (u, v) coordinate plane. The sectors are separated by the $u = \pm v$ straight lines, and the transformation is different in each sector.

In Sec. 3., the geodesic equations in the (u, v) coordinates are derived and discussed. They turn out to be the same in each of the four sectors.

In Sec. 4., the transformations between the (u, v) coordinates adapted to r_+ and the (u', v') adapted to r_- are derived and discussed. It is shown that the geodesic equations in the (u', v') coordinates are identical to those in the (u, v) coordinates.

In Sec. 5., the method of identifying the lines of constant r , in particular of the locus of TPs of radial timelike geodesics, is explained and discussed. The transformations involved in constructing the maximal extension are illustrated by numerical examples.

In Secs. 6. and 7., the numerical integration of radial timelike and null geodesics is explained step by step and it is proved that a radial timelike geodesic emitted sufficiently late cannot enter the past light cone of the first future copy of the emitter.

In Secs. 8. and 9. the same is shown (numerically) for a late-emitted nonradial timelike geodesic with the absolute value of the angular momentum constant J_0 being near the allowed maximum, and for a nonradial null geodesic with the same J_0 . (Geodesics with larger $|J_0|$ do not enter the $r < r_+$ region, so they cannot propagate through the tunnel between the singularities and are irrelevant for the problem of causality).

In Sec. 10., it is demonstrated that an early-emitted ingoing radial timelike geodesic has its TP earlier than the past light cone of E' , so does lead to acausality. It is also demonstrated that there exists a timelike ingoing radial geodesic emitted at a time between the early and the late one, for which the TP lies right on (E') 's past light cone.

In Sec. 11. the conclusions and implications of the results of this paper are summarised and discussed. In particular, the geometrical peculiarities of the maximal extension that are not visible at the level of a general discussion, but clearly appear in the numerical computations, are pointed out.

Some details of the calculations are explained in five appendices.

2. Basic facts about the maximally extended Reissner–Nordström spacetime

The signature $(+ - - -)$ will be used throughout the paper.

The RN metric is the electrovacuum solution of the Einstein–Maxwell equations that describes the spacetime in a neighbourhood of a spherically symmetric body (or a black hole) of mass m and electric charge e . In curvature coordinates it is

$$ds^2 = \phi dt^2 - (1/\phi) dr^2 - r^2 (d\vartheta^2 + \sin^2 \vartheta d\varphi^2), \quad (2.1)$$

where

$$\phi = 1 - 2m/r + e^2/r^2. \quad (2.2)$$

The mass m and the charge e are expressed in units of length. They are related to the mass M and charge Q in physical units by $m = GM/c^2$ and $e = \sqrt{G}Q/c^2$, where G is the gravitational constant and c is the velocity of light (see Eq. (19.62) in Ref. [4]).

We shall consider only those RN metrics for which $e^2 < m^2$. When $e^2 > m^2$, the spurious singularities do not exist (only the genuine one at $r = 0$ is there) so no extension is needed, and the case $e^2 = m^2$ is less challenging mathematically. The metric with $e^2 < m^2$ has spurious singularities (event horizons) where $\phi = 0$, i.e. at

$$r_- = m - \sqrt{m^2 - e^2}, \quad r_+ = m + \sqrt{m^2 - e^2}. \quad (2.3)$$

In the Schwarzschild limit $e \rightarrow 0$, the horizon at $r = r_-$ collapses on the genuine singularity at $r = 0$, while the other one goes over into the Schwarzschild horizon at $r = 2m$. The sets (2.3) are made nonsingular by coordinate transformations as follows [3].

We introduce such coordinates $u(t, r)$ and $v(t, r)$ in which

$$ds^2 = f^2(u, v) (dv^2 - du^2) - r^2(u, v) (d\vartheta^2 + \sin^2 \vartheta d\varphi^2). \quad (2.4)$$

The functions f , u and v then obey

$$\begin{aligned} f^2 (v_{,t}^2 - u_{,t}^2) &= \phi(r), & f^2 (v_{,r}^2 - u_{,r}^2) &= -\frac{1}{\phi(r)}, \\ v_{,t} v_{,r} - u_{,t} u_{,r} &= 0. \end{aligned} \quad (2.5)$$

This implies $u_{,t}^2/v_{,r}^2 = \phi^2(r)$. From this and from the last of (2.5) we obtain¹

$$u_{,t} = \phi(r) v_{,r}, \quad v_{,t} = \phi(r) u_{,r}. \quad (2.6)$$

We now introduce the new variable $r^*(r)$ by

$$dr^*/dr = 1/\phi, \quad (2.7)$$

then the solution of (2.6) is

$$u = h(r^* + t) + g(r^* - t), \quad v = h(r^* + t) - g(r^* - t), \quad (2.8)$$

where h and g are arbitrary functions (an additive constant in v has been ignored because it does not enter (2.5)). Primes will denote the derivatives of h and g by their arguments. With ϕ given by (2.2), the explicit formula for $r^*(r)$ is

$$r^* = r + \frac{r_+^2}{r_+ - r_-} \ln |r - r_+| - \frac{r_-^2}{r_+ - r_-} \ln |r - r_-|. \quad (2.9)$$

Using (2.8), we find from (2.5)

$$f^2 = \frac{\phi(r)}{4h'(r^* + t)g'(r^* - t)}. \quad (2.10)$$

Any zero of $\phi(r)$ must now be cancelled by the denominator, and the resulting f must be time-independent, so that (2.4) is static and nonsingular at $\phi = 0$.

¹Formally, there exists the second solution $u_{,t} = -\phi v_{,r}$, $v_{,t} = -\phi u_{,r}$, but it is equivalent to (2.6) by the coordinate transformation $t = -t'$, which is an isometry of (2.1) – (2.2).

The product $h'(r^* + t)g'(r^* - t)$ will be independent of t only if

$$h = Ae^{\gamma(r^* + t)} + C, \quad g = Be^{\gamma(r^* - t)} + D, \quad (2.11)$$

where A, B, C, D and γ are arbitrary constants. We shall take $C = D = 0$ (they do not appear in (2.10)) and, for the beginning, $0 < A = B$. Then (2.10) becomes

$$f^2 = \frac{\phi(r)}{4A^2\gamma^2 e^{2\gamma r^*}}. \quad (2.12)$$

Substituting (2.11) in (2.8) we obtain the formulae for the transformation $(t, r) \rightarrow (u, v)$:

$$\begin{aligned} u &= Ae^{\gamma r^*} (e^{\gamma t} + e^{-\gamma t}) \equiv 2Ae^{\gamma r^*} \cosh(\gamma t), \\ v &= Ae^{\gamma r^*} (e^{\gamma t} - e^{-\gamma t}) \equiv 2Ae^{\gamma r^*} \sinh(\gamma t). \end{aligned} \quad (2.13)$$

This implies $u \geq 0$ and $|v| \leq u$ ($|v| \rightarrow u$ at $t \rightarrow \pm\infty$ and at $e^{\gamma r^*} \rightarrow 0$), i.e., (2.13) covers only the $u \geq 0$ part² of the region where $u^2 - v^2 \geq 0$. The inverse transformation $(u, v) \rightarrow (t, r)$ is implicitly given by

$$4A^2 e^{2\gamma r^*} = u^2 - v^2, \quad t = \frac{1}{\gamma} \operatorname{artanh}(v/u) \equiv \frac{1}{2\gamma} \ln \frac{1 + v/u}{1 - v/u}. \quad (2.14)$$

Thus, in the (u, v) coordinate plane, $t = \text{constant}$ on straight lines through the origin and $r = \text{constant}$ on the hyperbolae $u^2 - v^2 = \text{constant}$. From (2.12) and (2.14),

$$f^2 = \frac{\phi}{\gamma^2 (u^2 - v^2)}. \quad (2.15)$$

To extend the transformation $(t, r) \rightarrow (u, v)$ to the $u^2 - v^2 < 0$ region we choose $C = D = 0$ and $0 > B = -A$ in (2.11), and then (2.13) – (2.15) are replaced by

$$u = 2Ae^{\gamma r^*} \sinh(\gamma t), \quad v = 2Ae^{\gamma r^*} \cosh(\gamma t), \quad (2.16)$$

$$4A^2 e^{2\gamma r^*} = v^2 - u^2, \quad t = \frac{1}{\gamma} \operatorname{artanh}(u/v), \quad (2.17)$$

the function f^2 being still given by (2.15).

The two $(t, r) \rightarrow (u, v)$ transformations given by (2.13) and (2.16) cover only the $v > -u$ half of the (u, v) coordinate plane, see Fig. 1. For $\{v < 0, u^2 - v^2 < 0\}$ the covering is provided by

$$u = 2Ae^{\gamma r^*} \sinh(\gamma t), \quad v = -2Ae^{\gamma r^*} \cosh(\gamma t), \quad A > 0. \quad (2.18)$$

Finally, for $\{u < 0, u^2 - v^2 > 0\}$ the covering is provided by

$$u = -2Ae^{\gamma r^*} \cosh(\gamma t), \quad v = 2Ae^{\gamma r^*} \sinh(\gamma t), \quad A > 0. \quad (2.19)$$

²As (2.9) shows, $r^* \rightarrow -\infty$ when $r \rightarrow r_+$ and $r^* \rightarrow +\infty$ when $r \rightarrow r_-$, so, depending on the sign of γ , $e^{\gamma r^*} \rightarrow 0$ at $r \rightarrow r_+$ or at $r \rightarrow r_-$, hence $u \geq 0$ rather than $u > 0$.

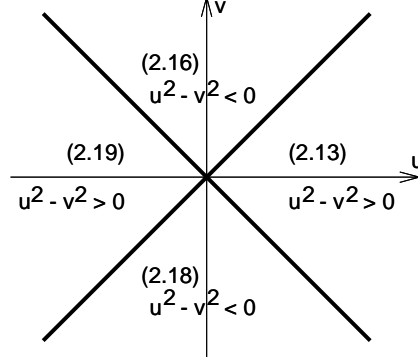


Fig. 1: The sectors of the (u, v) coordinate plane covered by different $(t, r) \rightarrow (u, v)$ transformations. See the text for details.

When $e^2 < m^2$, Eq. (2.2) can be written as

$$\phi = \frac{(r - r_+)(r - r_-)}{r^2}, \quad (2.20)$$

and the expression for $e^{2\gamma r^*}$ is, using (2.9),

$$e^{2\gamma r^*} = e^{2\gamma r} |r - r_+|^{2\gamma r_+^2/(r_+ - r_-)} |r - r_-|^{-2\gamma r_-^2/(r_+ - r_-)}. \quad (2.21)$$

The function $e^{2\gamma r^*}$ becomes infinite or zero at $r = r_+$ and $r = r_-$, depending on the sign of γ (see below). Using (2.20) and (2.21), Eq. (2.12) becomes

$$f^2 = \frac{(r - r_+)(r - r_-) |r - r_+|^{-2\gamma r_+^2/(r_+ - r_-)} |r - r_-|^{2\gamma r_-^2/(r_+ - r_-)}}{4A^2 \gamma^2 r^2 e^{2\gamma r}}. \quad (2.22)$$

Now γ can be chosen so as to cancel one of the spurious singularities, but not both at once. Let $r_1 = r_+$ and $r_2 = r_-$. To cancel the singularity at r_i we take

$$\gamma_i = \frac{r_i - r_j}{2r_i^2}, \quad i \neq j. \quad (2.23)$$

The transformations that cancel the singularities at $r = r_+$ and $r = r_-$ will be called, respectively, the γ_1 and γ_2 transformation. With $\gamma = \gamma_1$ and $r > r_+$, Eq. (2.22) becomes

$$f^2 = (r - r_-)^{1+r_-^2/r_+^2} / (4A^2 \gamma_1^2 r^2 e^{2\gamma_1 r}). \quad (2.24)$$

For this f^2 the metric (2.4) can be smoothly continued through $r = r_+$, but $f^2 = 0$ at $r = r_-$, so $r = r_-$ is still a singularity.

With $\gamma = \gamma_2 = (r_- - r_+) / (2r_-^2)$ and $r < r_+$, we obtain for f^2 :

$$f^2 = \text{sign}(r_- - r) (r_+ - r)^{1+r_+^2/r_-^2} / (4A^2 \gamma_2^2 r^2 e^{2\gamma_2 r}). \quad (2.25)$$

This is zero at $r = r_+$ and well-defined for all $r < r_+$ (since this $f^2 < 0$ for $r_- < r < r_+$, Eq. (2.4) shows that in this range u is the time- and v is the space-coordinate). With such f^2 , the metric can be continued through $r = r_-$. For numerical computation, a more detailed analysis of (2.21) is needed – see Appendix A.

From (2.21) $e^{2\gamma r^*}(r_i) = 0$ when $\gamma = \gamma_i$. Thus, from (2.14), the set $r = r_i$, in the coordinates that make it nonsingular, has the equation $u = \pm v$. Again by (2.21), $e^{2\gamma r^*}(0) = \text{constant} > 0$. Hence, in the part of the (u, v) coordinate plane where (2.14) applies, the equation of the singular set $r = 0$ is $u^2 - v^2 = \text{constant} > 0$, i.e., it is a pair of hyperbolae that intersect the u -axis and are convex towards smaller $|u|$. However, where (2.16) applies, the constant $u^2 - v^2$ is negative, and the image of the singular set is a pair of hyperbolae that intersect the v axis. See Sec. 5. for more on this.

It is useful to map the (u, v) surface into a finite set in such a way that null geodesics are mapped into themselves (this is called conformal, or Penrose, mapping). The radial null geodesics in (2.4) are $u \pm v = \text{constant}$. We first introduce the null coordinates

$$p = u + v, \quad q = u - v, \quad (2.26)$$

and then define

$$P = \tanh p, \quad Q = \tanh q. \quad (2.27)$$

In the (P, Q) coordinates, the equation of the horizon at $u = v$ is $Q = 0$, and of the one at $u = -v$ it is $P = 0$. The image of the whole (u, v) surface fits in the square $(P, Q) \in \{[-1, 1] \times [-1, 1]\}$, and the null infinities $p = \pm\infty$, $q = \pm\infty$ are mapped into the sets $P = \pm 1$, $Q = \pm 1$. We introduce the time-space coordinates in this square by

$$U = (P + Q)/2, \quad V = (P - Q)/2. \quad (2.28)$$

The transformation between the (u, v) of (2.12) – (2.19) and the (U, V) of (2.28) is

$$(U, V) = \frac{(\sinh(2u), \sinh(2v))}{\cosh(2u) + \cosh(2v)}, \quad (2.29)$$

$$u = \frac{1}{4} \left(\ln \frac{1 + U + V}{1 - U - V} + \ln \frac{1 + U - V}{1 - U + V} \right), \quad (2.30)$$

$$v = \frac{1}{4} \left(\ln \frac{1 + U + V}{1 - U - V} - \ln \frac{1 + U - V}{1 - U + V} \right), \quad (2.31)$$

and the metric becomes

$$ds^2 = \frac{f^2 (dV^2 - dU^2)}{[1 - (U + V)^2][1 - (U - V)^2]} - r^2(U, V) (d\vartheta^2 + \sin^2 \vartheta d\varphi^2). \quad (2.32)$$

The horizons have the equations $U = \pm V$, while the infinities of p and q become the four straight line segments $P = U + V = \pm 1$, $Q = U - V = \pm 1$. Note from (2.29) that $(u > 0) \iff (U > 0)$, $(u = 0) \iff (U = 0)$, and the same is true for the pair (v, V) .

Before we construct the diagram of the maximal analytic extension of the RN space-time (i.e. transform it piecewise to the (U, V) coordinates) we have to point out that the

form of this diagram in earlier papers (e.g. [5]) and textbooks (e.g. [4]) is not universally correct.³ The two functions $\mathcal{F} \stackrel{\text{def}}{=} \{u(t), v(t)\}$ and $\mathcal{G} \stackrel{\text{def}}{=} \{U(t), V(t)\}$ at constant r are given by the parametric equations

$$u(t) = d \cosh(t), \quad v(t) = d \sinh(t), \quad d \stackrel{\text{def}}{=} e^{\gamma r^*(r)}, \quad (2.33)$$

$$U(t) = \sinh(2u(t))/M(t), \quad V(t) = \sinh(2v(t))/M(t), \quad (2.34)$$

$$M(t) \stackrel{\text{def}}{=} \cosh(2u(t)) + \cosh(2v(t)). \quad (2.35)$$

Curve \mathcal{F} is a hyperbola that degenerates to a pair of straight lines in the limit of $d \rightarrow 0$. The shape of curve \mathcal{G} depends on the value of d , which is determined by m and e via (2.9) and (2.3). For large d ($d = 2$ on curves 1uv and 1UV in Fig. 2) \mathcal{F} and \mathcal{G} have curvatures of opposite signs and are far from each other. At an intermediate d ($d = 0.9$ on curves 2uv and 2UV, this is the case considered further on in this paper), the two curves come closer together, but still have curvatures of opposite signs. At a smaller d ($d = 0.5$ on curves 3uv and 3UV), the curvature of \mathcal{G} changes sign along it. At a sufficiently small d ($d = 0.2$ on curves 4uv and 4UV in Fig. 2) \mathcal{G} nearly coincides with a segment of \mathcal{F} and has the same sign of curvature nearly all along. This is the case for which the schematic figures in the literature so far were drawn. For the beginning, we will follow the tradition and construct the extension of the RN spacetime with a small d in (2.33).

We can proceed from a point E in the $r > r_+$ region back in time along a $q = \text{constant}$ null geodesic and cross the spurious singularity $r = r_+$ at $p = 0$, or to the future along a $p = \text{constant}$ null geodesic and cross $r = r_+$ at $q = 0$. By extending these two kinds of null geodesics, we cover sectors I, II and IV of Fig. 3.⁴ By sending null geodesics back in time from sector II and to the future from sector IV we cover sector III. In the $r_- < r < r_+$ regions, we transform the (u, v) coordinates continued from sector I to such (u', v') that cancel the $r = r_-$ spurious singularity. The following remark will require attention in the subsequent sections:

We draw the conformal diagrams in (U', V') corresponding to (u', v') in such a way that their images of $r = 0$ coincide with the $r = 0$ sets of the (U, V) diagram and *this involves a transformation*. (2.36)

We will present this transformation in Sec. 5.. The $r = r_-$ horizons are again straight lines. By continuing the extensions and patching together their results, we arrive at the manifold shown in Fig. 3.

The thin straight segments in Fig. 3 are the images of the null infinities, where $r \rightarrow \infty$. Their endpoints are the timelike and spacelike infinities. The thin hyperbola segments represent the $r = \text{constant}$ lines; they are timelike for $r > r_+$ and $r < r_-$ and spacelike for $r_- < r < r_+$. The thicker straight segments are the horizons at $r = r_{\pm}$. The hatched hyperbola segments represent the true singularities at $r = 0$. Radial null geodesics (not shown) would be straight lines parallel to the spurious singularities.

³In Refs. [6] and [7] the image of the singularity at $r = 0$ was drawn purely schematically, with no intention to show its real shape.

⁴This figure first appeared in the papers by Carter, see in particular Ref. [5].

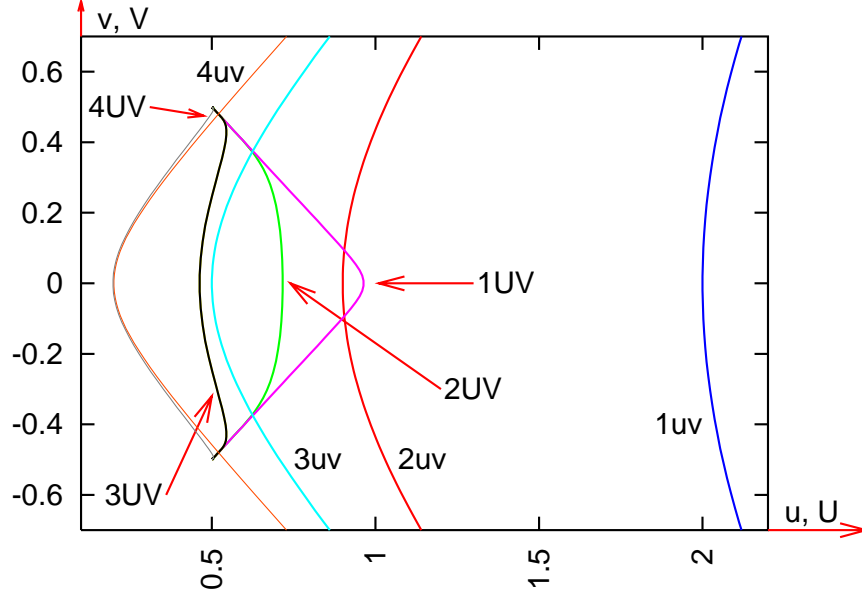


Fig. 2: Comparison of the graphs of the functions $\mathcal{F} = \{u(t), v(t)\}$ and $\mathcal{G} = \{U(t), V(t)\}$ given by (2.33) – (2.35) for different distances between the vertices of \mathcal{F} . See the explanations in the text. Note that all $\{U(t), V(t)\}$ graphs run between $V = -0.5$ and $V = +0.5$.

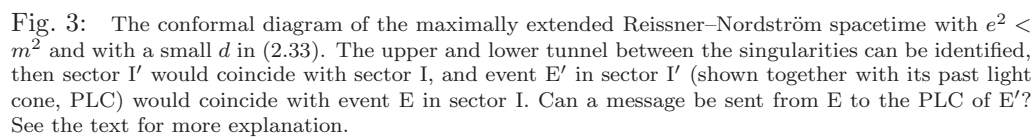
Re the meaning of ‘represent’: The arcs in Fig. 3 are an illustrative scheme, not an exact image. The shapes and positions in Fig. 3 of the exact images of lines of constant r depend on the coordinates used and on the range of the m and e parameters. The schematic presentation thus avoids complications, but see Sec. 5. and Figs. 4, 5 and 6.

The upper tunnel between the true singularities within the thick rectangle is a copy of the lower one. We can identify the two tunnels, thus making the extended manifold cyclic in time. Alternatively, we can continue to send null geodesics to the future from the upper tunnel and to the past from the lower tunnel, to obtain an infinite chain of asymptotically flat regions and tunnels. A natural suspicion is that the identification may result in an acausal spacetime, in which one could send signals (by means of geodesics) to the future and receive them from the past before they were sent. This would lead to paradoxes such as sending the order “do not emit any message if you receive this one”, and yet receiving it before it was sent. In the present paper it is shown that the acausality does or does not occur depending on the position of the origin of the geodesic.

3. The geodesic equations in the (u, v) coordinates

The geodesic equations for the RN metric in the coordinates of (2.1) – (2.2) have been presented and partly integrated in previous publications,¹ see e.g. Ref. [4] (Sec.

¹Actually, some of those publications discussed the orbits of charged particles, which are not geodesics. But they become geodesic in the limit of zero charge of the particle.



14.16). For each single timelike or null geodesic, the (ϑ, φ) coordinates can be adapted so that the whole geodesic lies in the $\vartheta = \pi/2$ hypersurface, and then φ along it obeys

$$d\varphi/ds = J_0/r^2, \quad (3.1)$$

where J_0 is an arbitrary constant and s is an affine parameter. The geodesic is radial when $J_0 = 0$. Obtaining these results takes up 2 of the 4 geodesic equations, and the remaining 2 have the following first integrals:

$$\phi \, dt/ds = \Gamma = \text{constant}, \quad (3.2)$$

$$dr/ds = \sigma \sqrt{\Gamma^2 - E\phi}, \quad (3.3)$$

$$E \stackrel{\text{def}}{=} \varepsilon + J_0^2/r^2, \quad (3.4)$$

where $\Gamma > 0$ (< 0) on future- (past-) directed geodesics in sector I,² $\sigma = +1$ (-1) on outgoing (ingoing) geodesics, $\varepsilon = \text{constant} > 0$ on timelike geodesics and $\varepsilon = 0$ on null geodesics. With $\varepsilon = 1$ and $\Gamma^2 > 1$, the orbit determined by (3.2) – (3.4) is hyperbolic (r can go to infinity, and $\lim_{r \rightarrow \infty} |dr/ds| > 0$), with $\Gamma^2 = 1 = \varepsilon$ it is parabolic ($r \rightarrow \infty$ allowed, but $\lim_{r \rightarrow \infty} dr/ds = 0$), with $\Gamma^2 < 1 = \varepsilon$ it is elliptic ($r < \infty$ permanently).

Equations (3.2) – (3.4) imply the general first integral of geodesic equations:

$$\phi \left(\frac{dt}{ds} \right)^2 - \frac{1}{\phi} \left(\frac{dr}{ds} \right)^2 - \frac{J_0^2}{r^2} = \varepsilon. \quad (3.5)$$

Taking (2.14) for t and r we find that in the (u, v) coordinates (3.2) – (3.3) become

$$\frac{\phi}{\gamma(v^2 - u^2)} \left(v \frac{du}{ds} - u \frac{dv}{ds} \right) = \Gamma, \quad (3.6)$$

$$\frac{\phi}{\gamma(v^2 - u^2)} \left(v \frac{dv}{ds} - u \frac{du}{ds} \right) = \sigma \sqrt{\Gamma^2 - E\phi}. \quad (3.7)$$

The same formulae (3.6) – (3.7) follow when we use (2.17) instead of (2.14) for calculating dt/ds and dr/ds . Consequently, when we extend a geodesic from sector I in Fig. 3 into sector II, we can continue to use Eqs. (3.6) – (3.7) and conclusions from them.

Still the same formulae (3.6) – (3.7) result in sector S1.

Equations (3.6) – (3.7) are equivalent to

$$\frac{du}{ds} = \frac{\gamma}{\phi} \left[\Gamma v + \sigma u \sqrt{\Gamma^2 - E\phi} \right], \quad (3.8)$$

$$\frac{dv}{ds} = \frac{\gamma}{\phi} \left[\Gamma u + \sigma v \sqrt{\Gamma^2 - E\phi} \right]. \quad (3.9)$$

Since $\phi < 1$ for $r_- > e^2/(2m) < r < \infty$, it follows that $\Gamma^2 - E\phi \geq 0$ when $0 < E \leq \Gamma^2$ throughout sectors I and II and in a part of sector S1. The locus of $\Gamma^2 - E\phi = 0$ is the

²In sectors where $\phi < 0$, Eq. (3.2) shows that t decreases along the geodesic when $\Gamma > 0$, but it is a space coordinate there.

TP for $r(s)$ as seen from (3.3). For radial ($J_0 = 0$) timelike ($\varepsilon = +1$) geodesics the value of r at the TP is

$$r_{\text{tp}\pm} = \frac{1}{\Gamma^2 - 1} \left(-m \pm \sqrt{m^2 - e^2 + \Gamma^2 e^2} \right). \quad (3.10)$$

The sign is $+$ for $\Gamma^2 > 1$, and both signs are allowed when $\Gamma^2 < 1$.⁷

For numerical calculation, it will be convenient to take v as the independent variable and calculate $u(v)$. Then, from (3.8) – (3.9)

$$\frac{du}{dv} = \frac{\Gamma v + \sigma u \sqrt{\Gamma^2 - E\phi}}{\Gamma u + \sigma v \sqrt{\Gamma^2 - E\phi}}. \quad (3.11)$$

For radial null ($E = 0$) geodesics, (3.11) implies $du/dv = \pm 1$, i.e.

$$v \pm u = D = \text{constant}. \quad (3.12)$$

On outgoing radial null geodesics, from (3.12) and (2.29) we have

$$V - U = \frac{\sinh(2v) - \sinh(2u)}{\cosh(2u) + \cosh(2v)} \equiv \frac{\sinh(v - u)}{\cosh(v - u)} = \tanh D. \quad (3.13)$$

For geodesics with $\sigma = -1$ that cross the horizons at $r = r_{\pm}$, where $u = \pm v$ and $\phi = 0$, Eq. (3.11) becomes $0/0$. It is shown in Appendix B how to deal with this problem.

Note that (3.11) is invariant under the transformation $(v, u) = (u', v')$.

While integrating (3.11) numerically, we will need the value of r at each step to calculate $\phi(r)$. Given u, v and γ , (2.14) determines r^* . The numerical calculation of the corresponding r from (2.9) poses a problem that is explained and solved in Appendix C.

4. Transformations between different coordinates

On lines of constant r , as seen from (2.14) – (2.19), $u^2 - v^2 = C = \text{constant}$. The sign of C depends on the region of the (u, v) surface. The following observation will be useful in further calculations:

Lemma 4.1

Equation (2.29) implies that $dV/dv > 0$ along a line of constant r when $C > 0$.

For the proof see Appendix D.

The conclusion is that after the transformation $(u, v) \rightarrow (U, V)$ given by (2.29) the ordering of events by the value of V along a line of constant r agrees with the ordering by the value of v in those sectors of Fig. 3 in which $u^2 - v^2 > 0$. In the other sectors the two orderings are not necessarily consistent with each other.

By the same method follows

Lemma 4.2

Equation (2.29) implies that $dU/du > 0$ along a line of constant r in regions where $u^2 - v^2 < 0$. \square

⁷For $\Gamma^2 < 1$ we have $r_{\text{tp}+} < r_-$, $r_{\text{tp}-} > r_+$ and $r_{\text{tp}+} \xrightarrow{\Gamma^2 \rightarrow 1} e^2/(2m)$.

The ordering by the values of v agrees with the ordering by the values of t only when $\gamma > 0$ in (2.13) and (2.19). With $\gamma < 0$, the two orderings are opposite. With (2.16) and (2.18), the relation between the two orderings is still more complicated.

From now on we will denote the (U, V) coordinates in Fig. 3 by $(\mathcal{U}, \mathcal{V})$. They do not coincide with the internal (U, V) coordinates of most sectors. In the rectangle consisting of sectors II and S1 the $(\mathcal{U}, \mathcal{V})$ are shifted by $(\delta\mathcal{U}, \delta\mathcal{V}) = (-0.5, +0.5)$ with respect to the internal (U, V) . The shifts in the other places can now be easily deduced.

While calculating the geodesics we will have to transform between the γ_1 coordinates (u, v) and the γ_2 coordinates (u', v') somewhere in sectors II and IV' in Fig. 3. In order to derive the transformation formulae we have to recall that square II in the figure is in truth sector II for the γ_1 coordinates (where $u^2 - v^2 < 0$) overlaid on sector I for the γ_2 coordinates (where $u'^2 - v'^2 > 0$). The transformation formulae follow from the condition that the pairs (u, v) and (u', v') correspond to the same pair (t, r) , so

$$e^{2r^*} = \left(\frac{v^2 - u^2}{4A^2} \right)^{1/\gamma_1} = \left(\frac{u'^2 - v'^2}{4A^2} \right)^{1/\gamma_2}, \quad (4.1)$$

$$t = \frac{1}{\gamma_1} \text{artanh}(u/v) = \frac{1}{\gamma_2} \text{artanh}(v'/u'), \quad (4.2)$$

where $A > 0$. Using the identity $\text{artanh } x \equiv \frac{1}{2} \ln \frac{1+x}{1-x}$ and denoting

$$a \stackrel{\text{def}}{=} (r_-/r_+)^2 \equiv -\gamma_1/\gamma_2 \quad (4.3)$$

Eqs. (4.1) – (4.2) lead to¹

$$u = \frac{1}{2} (2A)^{1+a} [(u' + v')^{-a} - (u' - v')^{-a}], \quad (4.4)$$

$$v = \frac{1}{2} (2A)^{1+a} [(u' + v')^{-a} + (u' - v')^{-a}]. \quad (4.5)$$

The inverse formulae are

$$u' = \frac{1}{2} (2A)^{1+1/a} [(v + u)^{-1/a} + (v - u)^{-1/a}], \quad (4.6)$$

$$v' = \frac{1}{2} (2A)^{1+1/a} [(v + u)^{-1/a} - (v - u)^{-1/a}]. \quad (4.7)$$

When $v + u \rightarrow 0$ (i.e. the point of coordinates (u, v) approaches the horizon $r = r_+$), both u' and v' go to $+\infty$, i.e. the point (u', v') approaches $r = r_-$ in sector II.

Now we can calculate du'/dv' (see Appendix E). The result

$$\frac{du'}{dv'} = \frac{\Gamma v' + \sigma u' \sqrt{\Gamma^2 - E\phi}}{\Gamma u' + \sigma v' \sqrt{\Gamma^2 - E\phi}} \quad (4.8)$$

¹In fact, (4.1) – (4.2) determine $(u + v)^2$ and $(u - v)^2$. But there is no sign ambiguity in calculating $(u + v)$ and $(u - v)$ therefrom because, with the assumed $A > 0$ and $e^{\gamma r^*} \geq 0$, Eqs. (2.13) guarantee that $u \pm v \geq 0$ in sector I (so $u' \pm v' \geq 0$ in (4.4) – (4.5)) while (2.16) guarantee that $v \pm u \geq 0$ in sector II. The same applies to calculating $(u' \pm v')$ for (4.6) – (4.7).

is a copy of (3.11). This is consistent with the fact that on proceeding from sector I to sector II u and v interchange, while (3.11) is invariant under such a transformation.

For radial null geodesics on which $v - u = D$, Eqs. (4.6) – (4.7) give

$$v' - u' = -(2A)^{1+1/a} D^{-1/a}, \quad (4.9)$$

so $v' - u'$ is also constant, but different from D .

We also need the transformations analogous to (4.4) – (4.7) for past-directed radial geodesics proceeding from sector I' to sector IV'. This is equivalent to doing the same transformation for geodesics going from sector I to sector IV. A comparison of (2.16) with (2.18) shows that in sector IV we have $v \leq 0$ and $|u| \leq |v|$, so $v + u \leq 0$ and $v - u \leq 0$. Therefore, $\sqrt{(v + u)^2} = -v - u$ and $\sqrt{(v - u)^2} = u - v$. In consequence of this

$$\begin{aligned} &\text{The desired formulae follow from (4.6) – (4.7)} \\ &\text{by replacing } v + u \rightarrow -v - u, \quad v - u \rightarrow u - v. \end{aligned} \quad (4.10)$$

5. Lines of constant r in Fig. 3

Sector I of the γ_2 coordinates, as already mentioned, coincides in Fig. 3 with sector II of the γ_1 coordinates. In the former, $u^2 - v^2 > 0$ and the arcs of constant r are standing vertically as in sector I. In the latter, $u^2 - v^2 < 0$ and these arcs are lying horizontally as in sector II of the figure.

The lines of constant $r = r_0$ are determined as follows: given r_0 and γ , we calculate $r^*(r_0)$ from (2.9), then $d(r_0) \stackrel{\text{def}}{=} 2Ae^{\gamma r^*(r_0)}$, and we use (2.33) – (2.35). The $(\mathcal{U}, \mathcal{V})$ coordinates of this line in the figure are calculated by applying the relevant shifts. The shape and position of the resulting line depends on the value of d , see Fig. 2. In the (u, v) coordinates with $u^2 - v^2 < 0$, Eq. (2.33) applies with u and v interchanged.

Our further reasoning will be carried out within the subset of Fig. 3 shown in Fig. 4. In the latter, the arcs of the singularity at $r = 0$ are adapted to the numerical values of r_- and r_+ that are introduced in Sec. 6. – hence the change explained in Fig. 2 and in the associated segment of the text. The lines of constant r are drawn in sectors I and S1 of Fig. 4 as if they had $u^2 - v^2 > 0$. However, when we follow a geodesic that begins in sector II in the γ_2 coordinates, it arrives in sector S1 with $u^2 - v^2 < 0$ (the sign of $u^2 - v^2$ changes when crossing $r = r_-$) and its arc of $r = r_{\text{tp}}$ (i.e. the locus of the TPs given by (3.10)) lies horizontally – it is marked r_2 in Fig. 4. In the (u, v) coordinates with $u^2 - v^2 < 0$ and $\gamma = \gamma_2 < 0$, Eq. (2.16) shows that u decreases when t increases. So, on the r_2 arc, the time-ordering of events is right to left, i.e. the events with larger \mathcal{U} (the rightmost ones) are earlier than those with smaller \mathcal{U} (recall Lemma 4.2).

There are more elements in Fig. 4 than can be explained at this stage; they will be explained further on as we go.

Figure 5 shows a collection of future-directed radial timelike geodesics that go off in sector II in the γ_2 coordinates with $u^2 - v^2 < 0$. Their initial points all have $\mathcal{U} = 0$, while their $\mathcal{V} = 0.1, 0.2, \dots, 0.9$. They cross the $r = r_-$ horizon at the line r_- in the figure. The locus of their TPs lies at r_2 because the (u, v) coordinates used here are not

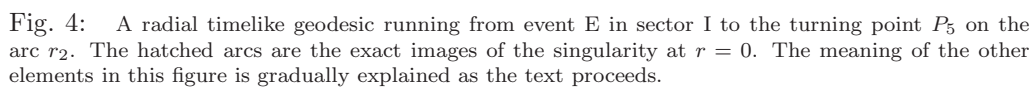


Figure 6 shows a collection of past-directed radial timelike geodesics that go off the arc $r = r_{\text{tp}}$ in sector S1 in the γ_2 coordinates with $u^2 - v^2 > 0$.¹ They cross the horizon $r = r_-$ at the marked points. In the figure, they come close to $r = r_+$ but cannot reach it because in the γ_2 coordinates the set $r = r_+$ lies at infinity – see (2.25) and (2.15). Figures 5 and 6 illustrate the remark (2.36): to fit in Fig. 4, the image in Fig. 5 has to be transformed into that in Fig. 6; see below for the transformation. The left arc of $r = 0$ in these coordinates lies to the left of $r = r_{\text{tp}}$, but at the scale of Fig. 6 the two

¹This is a different collection from that in Fig. 5. Their initial points are determined from (2.33) – (2.35) with the value of d that follows from (6.1) – (6.2) and $\gamma = \gamma_2$; they have, from top to bottom, $t = 2.0, 1.2, 0.6, 0.2, -0.2, -0.7$.

are indistinguishable; the exact second image of $r = 0$ is shown on the right.

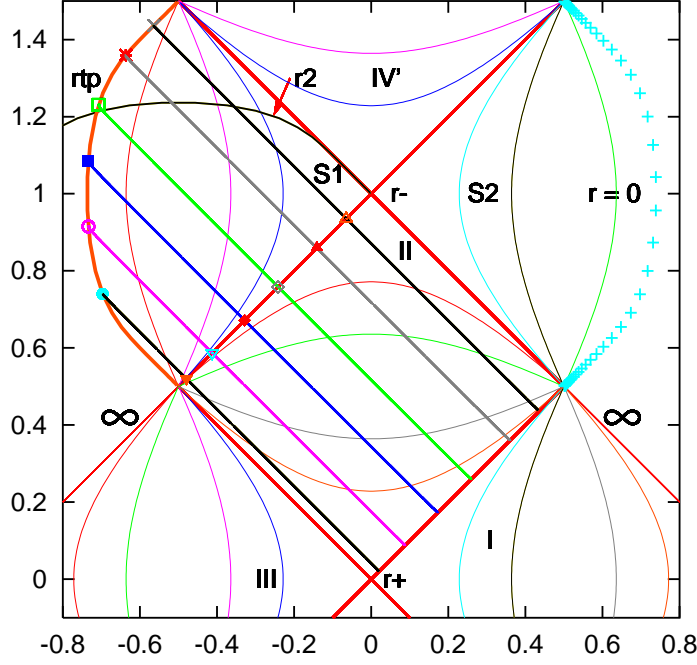


Fig. 6: The past-directed radial timelike geodesics that go off the arc rtp – the locus of their turning points in the γ_2 coordinates with $u^2 - v^2 > 0$. See the text for explanations.

The configuration in sectors II and S1 of Fig. 6 is a mirror-reflection in the line $V = -U + 0.5$ of that in Fig. 5, where the (U, V) are the internal coordinates of these sectors.² A reflection of a point of coordinates (x, y) in the line $y = -x$ would be described by the equations $(x', y') = (-y, -x)$. Consequently, the reflection in the line $y = -x + b$ is described by the equations $(x', y') = (-y + b, -x + b)$, so

$$(U', V') = (-V + b, -U + b). \quad (5.1)$$

To place the result of this reflection in the frame of Fig. 5 we have to shift it by

$$(\delta\mathcal{U}, \delta\mathcal{V}) = (-0.5, 0.5). \quad (5.2)$$

The transformation of Fig. 5 by (5.1) – (5.2) is shown in Fig. 7 – it is consistent with Fig. 6. This is the transformation implied in (2.36).

²Except that the two sets of geodesics are different. See Fig. 7 for an exact comparison.

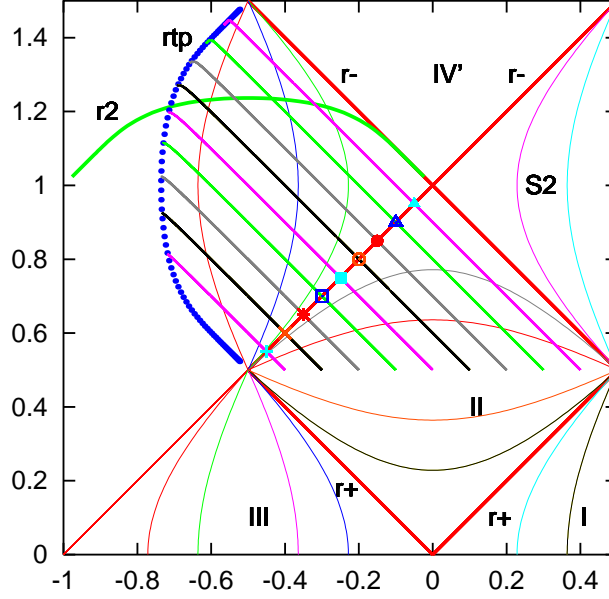


Fig. 7: The transformation of Fig. 5 by (5.1) with the shift (5.2) applied to the result. This graph is consistent with Fig. 6.

The transformation in the (u, v) coordinate surface corresponding to (5.1) is

$$\begin{pmatrix} u' \\ v' \end{pmatrix} = \frac{1}{4} \ln \left[\frac{e^{-u-v} + 2a \cosh(u+v)}{e^{u+v} - 2a \cosh(u+v)} \right] \pm \frac{1}{2} (u - v). \quad (5.3)$$

6. A timelike future-directed geodesic that does not break causality

The problem we now wish to solve is the following. Let E be an event in sector I of Fig. 4. Let E' be the copy of E in sector I' (which is the first future copy of sector I). Is it possible to send from E a future-directed timelike or null geodesic G such that it goes through the tunnel between the singularities and enters the past light cone of E' ? If this is possible, then the identification described in Sec. 2. indeed leads to causality violation: E can send a message to its causal past.

G cannot be radial null: in Fig. 4 it would consist of straight segments running parallel to the event horizons and would hit the singularity at left (see Eq. (3.3) – there is no TP when $E = 0$). To enter sector I' , it would have to be reflected somewhere within the tunnel and the RN geometry does not contain any such mirror.

Can G be radial timelike? We will deal with this question now. An example will be presented of a radial timelike geodesic proceeding from event E in sector I of Fig. 4 to

the locus of the TPs. For the parameters of the RN metric and of the geodesic we choose:

$$r_+ = 1.0, \quad r_- = 0.9, \quad 2A = 1, \quad (6.1)$$

$$\Gamma = 1.1, \quad E = 1.0. \quad (6.2)$$

The computation (at double precision in Fortran 90) proceeds as follows:

1. We choose the initial point E in sector I. Its $(\mathcal{U}, \mathcal{V})$ coordinates in Fig. 4 are

$$(\mathcal{U}_0, \mathcal{V}_0) = (0.5, 0.1), \quad (6.3)$$

and its internal (U_0, V_0) in sector I are the same. The corresponding (u, v, r) are¹

$$\begin{aligned} (u_0, v_0) &= (0.55839805537677356, 0.13474912518317173), \\ r_0 &= 1.0598002056721780; \end{aligned} \quad (6.4)$$

the high precision will ensure that the calculated effect is larger than a numerical error.

2. We integrate (3.11) off the point E. The integration proceeds towards decreasing u when $\sigma = -1$ (see (3.8) – (3.9)), and towards the future when $\Gamma > 0$ (see (3.2)). We thus launch the future-directed ingoing radial timelike geodesic G1a. We continue the integration up to point P_2 , at which $r = 0.94$, whose coordinates in Fig. 4 are

$$(\mathcal{U}_2, \mathcal{V}_2) = (-0.12857138214262273, 0.72967049671654927). \quad (6.5)$$

G1a crosses $r = r_+$ smoothly using (3.11). As (2.9) shows, $\lim_{r \rightarrow r_-} r^* = +\infty$, $\lim_{r \rightarrow r_+} r^* = -\infty$ and $dr^*/dr = 1/\phi < 0$ for $r_- < r < r_+$, so with $\gamma = \gamma_1$ the function $r^*(r)$ is monotonic in this range and r at P_2 is uniquely determined.

3. At $r = 0.97$, which occurs at point P_1 , we transform its (u, v) by (4.6) – (4.7) to (u', v') – the coordinates of P_3 (the image of P_1). The second segment of G_1 , denoted G1b, takes off at P_3 whose coordinates in the figure are

$$(\mathcal{U}_3, \mathcal{V}_3) = (0.45594056360076862, 0.46086405038409167). \quad (6.6)$$

These differ by $(\delta\mathcal{U}, \delta\mathcal{V}) = (-0.5, +0.5)$ from the internal (U, V) of sector I of the γ_2 coordinates.

4. We integrate (4.8) off P_3 with $\sigma = -1$. Between $r(P_1)$ and $r(P_2)$, G1a and G1b run side by side.

5. A radial timelike geodesic cannot hit the singularity at $r = 0$. If it enters the $r < r_-$ region, then it must have a TP at the $r_{\text{tp}} < r_-$ given by (3.10) (see Ref. [4], Sec. 14.16). This is point P_5 in sector S1, whose coordinates in the figure are

$$(\mathcal{U}_5, \mathcal{V}_5) = (-0.29505173312860367, 1.2143536937009773). \quad (6.7)$$

Figure 8 shows a closeup view on the neighbourhood of P_5 .

¹ (u_0, v_0) are calculated using (2.30) – (2.31), r_0 is calculated by solving the first of (2.14) for r .

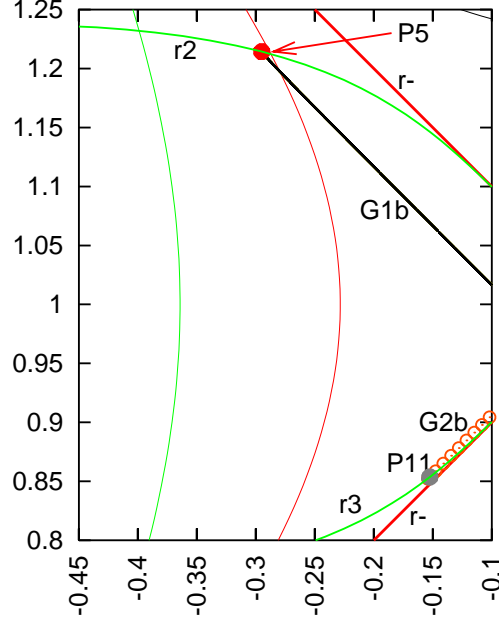


Fig. 8: Closeup view on the neighbourhood of points P_5 (lying on r_2) and P_{11} (lying on r_3) in Fig. 4. See the text for more explanation.

7. The past light cone of E'

We continue the enumeration of the phases of calculation from Sec. 6..

6. Now we move to event E' (also denoted P_6), whose coordinates in Fig. 4 are

$$(\mathcal{U}_6, \mathcal{V}_6) = (0.5, 2.1), \quad (7.1)$$

but its internal (U, V) and (u, v) are the same as those of E , given by (6.3) and (6.4). We send from E' the past-directed ingoing radial *null* geodesic $G2a$, which is the radial generator of the past light cone of E' . Its image in the figure can be calculated exactly (i.e. without numerical computation) using (3.13) and (6.3), it obeys

$$\mathcal{V} - \mathcal{U} = \mathcal{V}_0 - \mathcal{U}_0 = -0.4, \quad (7.2)$$

and we follow it down to point P_7 in sector IV' with coordinates in the figure

$$(\mathcal{U}_7, \mathcal{V}_7) = (0.0, 1.6). \quad (7.3)$$

The corresponding internal (U_7, V_7) of P_7 in sector IV' are $(0.0, -0.4)$.

7. We transform the (u_7, v_7) corresponding to (7.3) to (u'_7, v'_7) by (4.10), and calculate the $(U'_7, V'_7) \stackrel{\text{def}}{=} (U_8, V_8)$ coordinates of point P_8 using (2.29). We are now in sector IV' ,

so the $(\mathcal{U}, \mathcal{V})$ coordinates in the figure are shifted with respect to the internal (U, V) of sector IV' by $(\delta U, \delta V) = (-0.5, +1.5)$. The coordinates of P_8 in the figure are¹

$$(\mathcal{U}_8, \mathcal{V}_8) = (0.49380788638802, \quad 1.5). \quad (7.4)$$

At the scale of Fig. 4, this point lies so near to the intersection of the singularity arc on the right with $r = r_{\pm}$ that the two points are indistinguishable. The internal (U, V) coordinates of P_8 in sector IV' are

$$(U_8, V_8) = (\mathcal{U}_8 + 0.5, \mathcal{V}_8 - 1.5) = (0.99380788638802, \quad 0.0). \quad (7.5)$$

8. From P_8 we issue the second segment of G_2 , denoted G2b, that obeys the equation $V - U = V_8 - U_8$ and continue it to the point P_{11} of intersection with the $r = r_{\text{tp}}$ arc. At the scale of Fig. 4, the G2b segment looks to coincide with $r = r_-$. Just like G1b, the segment G2b arrives in sector S1 with unadapted coordinates, so the arc of $r = r_{\text{tp}}$, denoted r_3 , lies horizontally and is the mirror-reflection of r_2 in the line $\mathcal{U} = 1$.

The $(\mathcal{U}, \mathcal{V})$ coordinates of P_{11} in Fig. 4 can be calculated as follows. Let $V_8 - U_8 \stackrel{\text{def}}{=} D = \text{constant}$. Then, from (3.13), the equation of G2b in the (u, v) coordinates is

$$v - u = \text{artanh } D \equiv \frac{1}{2} \ln \left(\frac{1 + D}{1 - D} \right). \quad (7.6)$$

From (2.33) and the paragraph containing it adapted to $u^2 - v^2 < 0$ and $\gamma = \gamma_2$, the equation of the set $r = r_{\text{tp}}$ is

$$v^2 - u^2 = d^2(r_{\text{tp}}) = 4A^2 e^{2\gamma_2 r^*(r_{\text{tp}})} \stackrel{\text{def}}{=} d_0^2. \quad (7.7)$$

The solution of (7.6) – (7.7) are the (u, v) coordinates of P_{11} ,

$$u = \frac{1}{2} (d_0^2 / \text{artanh } D - \text{artanh } D) \quad v = \frac{1}{2} (d_0^2 / \text{artanh } D + \text{artanh } D). \quad (7.8)$$

The coordinates of P_{11} in the figure are calculated from (2.29) (with the shifts applied):

$$(\mathcal{U}_{11}, \mathcal{V}_{11}) = (-0.15257743, \quad 0.85361468). \quad (7.9)$$

The neighbourhood of P_{11} is seen in Fig. 8. It is now clear that P_5 lies to the future of the past light cone of E' – because its \mathcal{U} coordinate is smaller than that of P_{11} (recall Lemma 4.2). Consequently, no future-directed timelike or null geodesic that originates at P_5 can enter the past light cone of E' . This concludes the proof for a radial timelike geodesic emitted at E . \square

9. As a check of precision we extend the G2a segment down beyond P_7 , to point P_9 whose $(\mathcal{U}, \mathcal{V})$ in the figure are

$$(\mathcal{U}_9, \mathcal{V}_9) = (-0.25, \quad 1.35). \quad (7.10)$$

We apply the calculation described in point 7 to the internal (U, V) of sector I' corresponding to (7.10), they are $(-0.25, -0.65)$. In this way we find the coordinates of P_{10} – the image of P_9 under (4.10). The coordinates of P_{10} in the figure are

$$(\mathcal{U}_{10}, \mathcal{V}_{10}) = (0.27258465, \quad 1.27877676). \quad (7.11)$$

¹The value of \mathcal{V}_8 calculated by the plotting program gnuplot is exactly 1.5.

8. A nonradial timelike geodesic

Let G_J be a nonradial timelike geodesic, and let us denote

$$E_J = 1 + J_0^2/r^2, \quad (8.1)$$

i.e. $E_J > 1$ is the E for nonradial timelike geodesics.

Lemma 8.1

A nonradial [unbounded](#) timelike geodesic has its turning point at larger r than the radial one with the same Γ .

Proof

The TP is where $\Gamma^2 - E\phi = 0$ in (3.3). With $E = E_J$, its equation is

$$(\Gamma^2/E_J - 1)r^2 + 2mr - e^2 = 0. \quad (8.2)$$

When $\Gamma^2/E_J < 1$, Eq. (8.2) has two solutions that obey

$$r_{1\text{tp}\pm} = \frac{1}{1 - \Gamma^2/E_J(r_{1\text{tp}})} \left(m \pm \sqrt{m^2 - e^2 + e^2\Gamma^2/E_J(r_{1\text{tp}})} \right) \quad (8.3)$$

with $r_{1\text{tp}+} > r_+$ and $r_{1\text{tp}-} < r_-$. When $\Gamma^2/E_J > 1$, the $r = r_{2\text{tp}}$ of the TP obeys

$$r_{2\text{tp}} = \frac{1}{\Gamma^2/E_J(r_{1\text{tp}}) - 1} \left(-m + \sqrt{m^2 - e^2 + e^2\Gamma^2/E_J(r_{2\text{tp}})} \right) \quad (8.4)$$

(again, the other solution of (8.2) would have $r_{2\text{tp}} < 0$).

The case $\Gamma^2/E_J = 1$ leads to $r_{3\text{tp}} = e^2/(2m) < r_-$, but this can happen only when $|J_0| = e^2\sqrt{\Gamma^2 - 1}/(2m)$. The $r_{3\text{tp}}$ is larger than the r_{tp} of (3.10), so Lemma 8.1 holds.

With $\Gamma^2/E_J < 1$, the geodesics have r bounded ($\Gamma^2 - E\phi > 0$ for $r \in (r_{1\text{tp}-}, r_{1\text{tp}+})$), so the lemma does not apply.

The $r_{2\text{tp}}$ of (8.4) is smaller than r_- , which is rather easy to verify. In Appendix F it is shown that it is larger than the r_{tp} of (3.10). \square

Thus, TPs for [nonradial unbounded timelike geodesics](#) exist in the region $r \leq r_-$ when $\Gamma^2/E_J \geq 1$, which translates to

$$|J_0| \leq r\sqrt{\Gamma^2 - 1}. \quad (8.5)$$

When $\Gamma^2 = 1$, this implies that $J_0 = 0$, i.e. a parabolic orbit can enter the $r \leq r_-$ region only when it is radial. With $\Gamma^2 > 1$, Eq. (8.5) is consistent with $r \leq r_-$ when

$$|J_0| \leq \sqrt{\Gamma^2 - 1}r_-. \quad (8.6)$$

Orbits with larger $|J_0|$ have TPs in $r > r_+$, i.e. outside the outer event horizon.

With the parameters of (6.1) – (6.2) the limit (8.6) becomes

$$|J_0| \leq 0.9 \times \sqrt{0.21} \approx 0.412431812546. \quad (8.7)$$

We will now show (numerically) that even with $J_0 = 0.412$, which is close to the maximum allowed value, the difference between the radial G_1 and the nonradial timelike geodesic G_J is insignificant from the point of view of our main problem. The nonradial geodesics do not lie in any fixed (u, v) coordinate plane, so for comparing G_J with G_1 each point of G_J will be rotated (with unchanged u) into the (u, v) plane of G_1 .

The G_J goes off the same (u_0, v_0) given by (6.4) as G_{1a} . In Fig. 4, their images between E and the neighbourhood of P_2 are indistinguishable. Figure 9 shows their $(\mathcal{U}, \mathcal{V})$ coordinates near P_1 (left panel) and P_2 (right panel, the scale in the two panels is not the same). The ‘new P_1 ’ is reached by G_J at the same $r = 0.97$ as the old P_1 was reached by G_1 . The ‘new P_2 ’ is reached at the same $r = 0.94$ as the old P_2 .

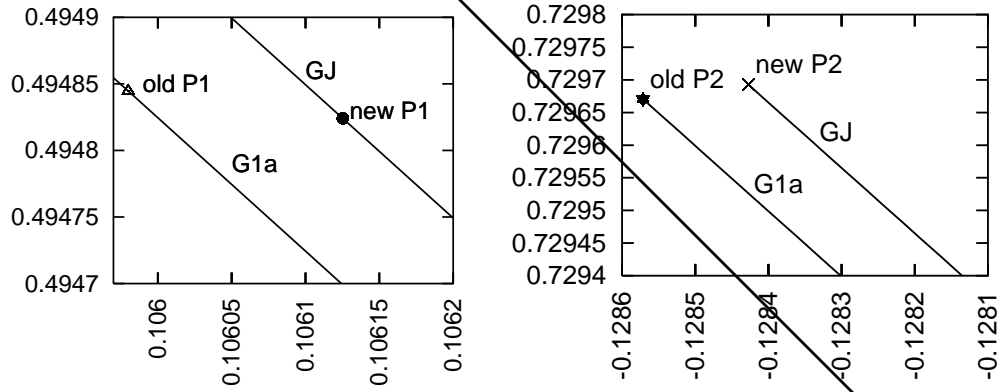


Fig. 9: Comparison of the images of the radial G_1 and nonradial G_J timelike geodesics in the neighbourhood of points P_1 (left panel) and P_2 (right panel) from Fig. 4. The two graphs are indistinguishable at the scale of Fig. 4. See the text for more explanation.

Also the image of the second segment of G_J (from the neighbourhood of P_3 to the neighbourhood of P_5) coincides with that of G_{1b} at the scale of Fig. 4, and the images of their TPs are indistinguishable. The images of these segments are seen as separate only after magnification – see Fig. 10. The left panel shows the image of the neighbourhood of their initial points, the right panel shows the images of their final (turning) points. The ‘old P_3 ’ is the image of the ‘old P_1 ’ from Fig. 9 under the transformation (4.6) – (4.7), the ‘new P_3 ’ is the image of the ‘new P_1 ’ under the same transformation. Incidentally, Figs. 9 and 10 show that the transformation does not preserve the ordering of events along the \mathcal{U} coordinate axis: ‘new P_1 ’ is at a larger \mathcal{U} than ‘old P_1 ’, but ‘new P_3 ’ is at a smaller \mathcal{U} than ‘old P_3 ’. The two panels of Fig. 10 show that somewhere between P_3 and P_5 the image of G_J intersects G_{1b} , so G_J goes at a (slightly) larger inclination to the \mathcal{U} axis than G_{1b} .

The r of the TP of G_J (i.e. the solution of (8.2)) can be determined only numerically. With the parameters of given by (6.1), (6.2) and $J_0 = 0.412$ it is

$$r_{\text{Jtp}} = 0.51034408730992153. \quad (8.8)$$

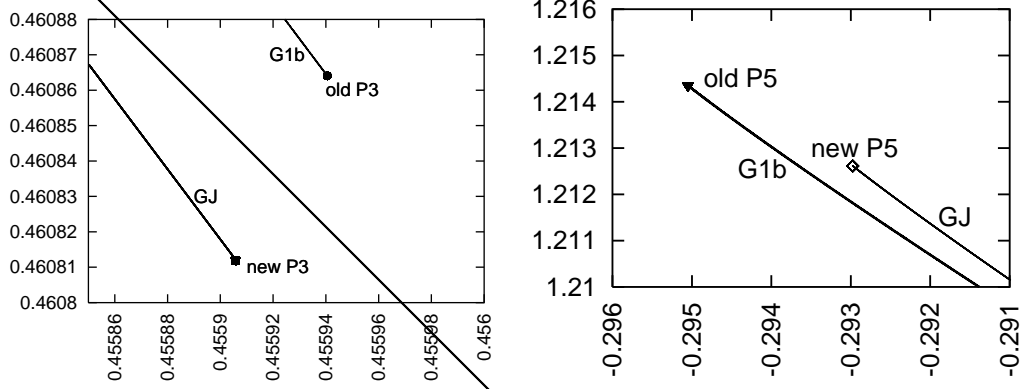


Fig. 10: Comparison of the images of G_1 and G_J in the neighbourhood of points P_3 (left panel) and P_5 (right panel) from Fig. 4. The scales in the panels are different. See the text for more explanation.

9. A nonradial null geodesic

The numerical calculation for this section uses the same algorithm as that of Sec. 8.. The difference is that for a null geodesic G_N we have instead of (8.1)

$$E = E_N = J_0^2/r^2, \quad (9.1)$$

so (8.2) is replaced by the new equation of TPs

$$(\Gamma^2 r^2 / J_0^2 - 1) r^2 + 2mr - e^2 = 0. \quad (9.2)$$

Equations (8.3) and (8.4) still apply with E_J replaced by E_N , and it is still true that with $\Gamma^2/E_N < 1$ we have $r_{1\text{tp}} > r_+$. With $\Gamma^2/E_N > 1$ it is still true that $r_{2\text{tp}} < r_-$. However, it is not always true that $r_{2\text{tp}} > r_{\text{tp}}$ for the r_{tp} of (3.10), because here $(1 - 1/E_N)$ may have any sign depending on the value of r , so (F2) does not imply (F3) in Appendix F.

In the first segment (from E to the neighbourhood of P_2) the image of G_N does not differ from G1a of Fig. 4 (G_N runs between the same values of r as G_1). For completeness we note: the $(\mathcal{U}, \mathcal{V})$ coordinates in the figure of the analogue of point P_2 in Fig. 4 are

$$(\mathcal{U}_2, \mathcal{U}_2)_{\text{null}} = (-0.12938745931238965, \quad 0.72955345209300437), \quad (9.3)$$

to be compared with (6.5). The $(\mathcal{U}, \mathcal{V})$ coordinates in the figure for the analogue of point P_3 (i.e. at the start of the second segment) are

$$(\mathcal{U}_3, \mathcal{V}_3)_{\text{null}} = (0.45616174194929571, \quad 0.46112925805749150), \quad (9.4)$$

to be compared with (6.6). At the scale of Fig. 4 the image of the second segment of G_N is again indistinguishable from G1b, and their endpoints seem to coincide. The r at the TP of the nonradial null geodesic is

$$r_{\text{Ntp}} = 0.43720631439290869, \quad (9.5)$$

and it is reached by the second segment of G_N with $(\mathcal{U}, \mathcal{V})$ in the figure being

$$(\mathcal{U}_5, \mathcal{V}_5)_{\text{null}} = (-0.29636815953860662, \quad 1.2149002620359113), \quad (9.6)$$

to be compared with (6.7).

So, the conclusion reached for the timelike geodesic remains in power: with the initial point given by (6.3), the TP lies to the future of the past light cone of E' .

10. Geodesics that violate causality

We will now present two more numerical examples of radial timelike geodesics emitted in sector I, one of which clearly violates causality, and the other one has its TP nearly on the past light cone of E' .

For the first emission event we choose the point EE (see now Fig. 11) whose $(\mathcal{U}, \mathcal{V})$ coordinates (coinciding with the internal (U, V) in sector I) are

$$(\mathcal{U}, \mathcal{V}) = (0.5, -0.2), \quad (10.1)$$

i.e. it lies below E at the same \mathcal{U} in sector I. The ingoing radial timelike geodesic emitted there, with Γ and E still given by (6.2), will be denoted G_3 , and its first segment, denoted G3a, goes from EE through P_{12} to P_{13} (at which, respectively, $r = 0.97$ and $r = 0.94$, as before). The coordinates of P_{12} and P_{13} in the figure are

$$\begin{aligned} (\mathcal{U}_{12}, \mathcal{V}_{12}) &= (-0.21246353917544286, \quad 0.51294591609812235), \\ (\mathcal{U}_{13}, \mathcal{V}_{13}) &= (-0.34654016129133364, \quad 0.64719713828109493). \end{aligned} \quad (10.2)$$

The transformation (4.6) – (4.7) is carried out at P_{12} and takes it to P_{14} . The second segment of G_3 , denoted G3b, goes off P_{14} and continues to the intersection with the $r = r_{\text{tp}}$ set, marked r_2 . The image of P_{13} under the same transformation is P_{15} ; this is only a check of precision to show that P_{15} lies on G3b. The $(\mathcal{U}, \mathcal{V})$ coordinates in Fig. 11 of P_{14} and P_{15} are

$$\begin{aligned} (\mathcal{U}_{14}, \mathcal{V}_{14}) &= (0.40181862662479906, \quad 0.597770308827682076), \\ (\mathcal{U}_{15}, \mathcal{V}_{15}) &= (0.13195057342452676, \quad 0.86763568858480716). \end{aligned} \quad (10.3)$$

The point of intersection of G3b with $r = r_2$, marked P_{16} in Fig. 11, has coordinates

$$(\mathcal{U}_{16}, \mathcal{V}_{16}) = (-0.10274640621741898, \quad 1.1023627992828624). \quad (10.4)$$

Just like we did with the geodesic G_1 , we now leave G3b behind for a while and move to point EE' (also denoted P_{17}) – the first future copy of EE, whose coordinates in the figure are $(\mathcal{U}_{17}, \mathcal{V}_{17}) = (0.5, 1.8)$. From there, we issue the past-directed radial ingoing null geodesic G_4 , which is the radial generator of the past light cone of EE' . We denote its first segment by G4a. As before, the equation of this geodesic can be handled exactly. Using for P_{17} the internal coordinates of sector I' it is

$$V - U = -0.7. \quad (10.5)$$

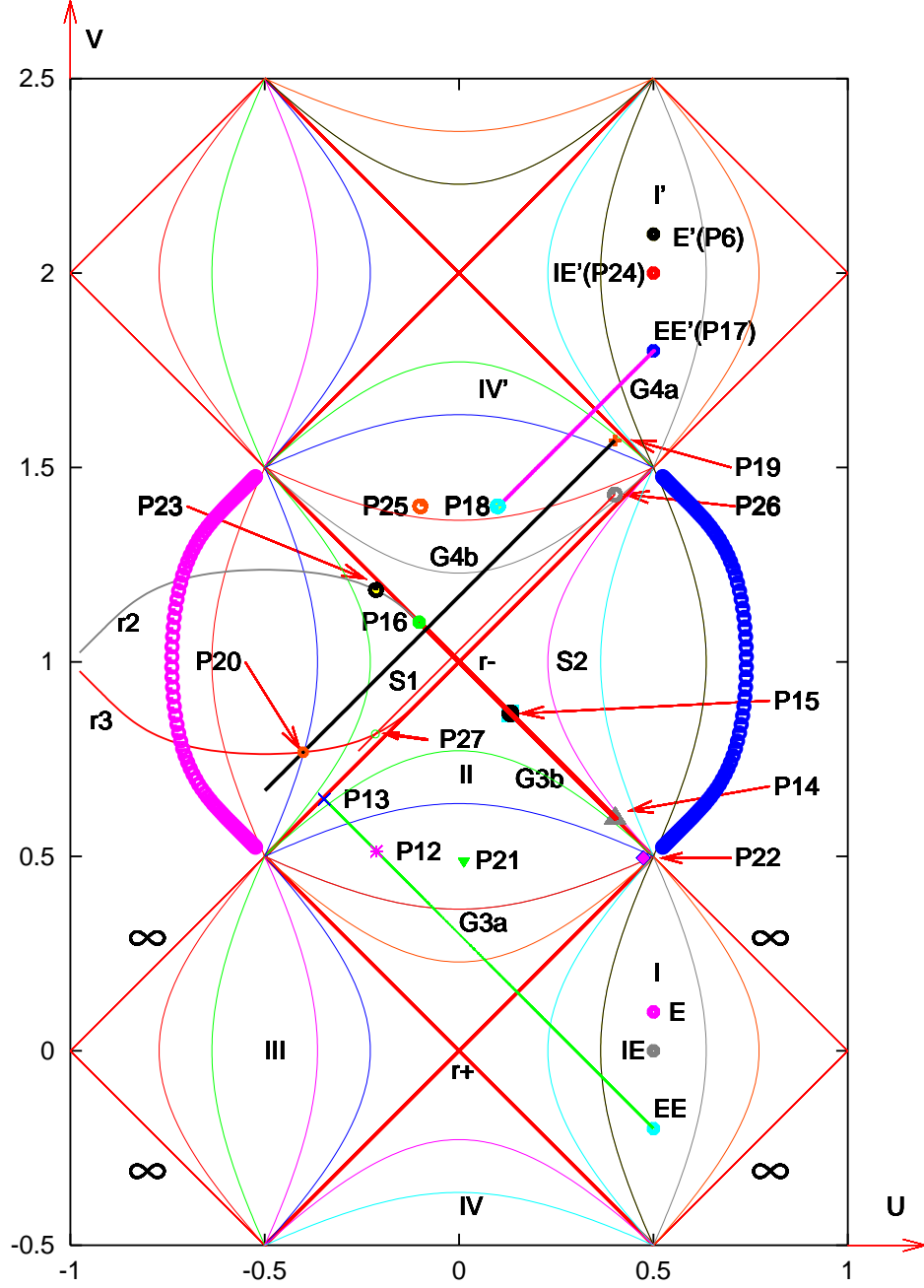


Fig. 11: The radial timelike geodesic G_3 that violates causality and its corresponding past-directed null geodesic G_4 . The points IE and P_{21}, P_{22}, P_{23} are characteristic points of the radial timelike geodesic that has its turning point nearly on the past light cone (PLC) of IE' . The points P_{24}, \dots, P_{27} are characteristic points of the radial generator of the PLC of IE' . See the text for detailed explanations.

We continue this geodesic down to the point P_{18} with the coordinates in the figure

$$(\mathcal{U}_{18}, \mathcal{V}_{18}) = (0.1, 1.4), \quad (10.6)$$

then transform its internal $(U, V) = (0.1, -0.6)$ to (u, v) by (2.30) – (2.31), then transform these to (u', v') by (4.10), then transform (u', v') to (U', V') by (2.29). What results is point P_{19} whose coordinates in the figure are

$$(\mathcal{U}_{19}, \mathcal{V}_{19}) = (0.400707810772957, \quad 1.56946086423524). \quad (10.7)$$

From P_{19} we now send the second segment of G_4 , denoted G4b. Its equation in the $(\mathcal{U}, \mathcal{V})$ coordinates of Fig. 11 is

$$\mathcal{V} - \mathcal{U} = \mathcal{V}_{19} - \mathcal{U}_{19} = 1.168753053462283. \quad (10.8)$$

The line G4b intersects r_3 (the locus of TPs of radial timelike geodesics) at point P_{20} , which lies clearly later (has a smaller \mathcal{U} coordinate) than P_{16} . Consequently, the geodesic G_3 reaches its TP before crossing the past light cone of EE' , so the observer at EE *can* send a message to its own past and causality is broken. Here are the approximate $(\mathcal{U}, \mathcal{V})$ coordinates of P_{20} , read out from a magnification of its neighbourhood:

$$(\mathcal{U}_{20}, \mathcal{V}_{20}) = (-0.401, 0.7678). \quad (10.9)$$

Since a late-emitted geodesic had its TP later than (EE') 's past light cone (PLC), while the early-emitted one had its TP earlier than the PLC, there must exist an intermediate emission point IE such that a radial timelike geodesic G_5 going off there will have its TP right on the PLC. We will now construct a numerical approximation to this geodesic. To avoid clogging Fig. 11 with too many details, we marked on it only the characteristic points, without drawing the geodesic segments. Anticipating that IE must lie close to the point of time-symmetry of sector I, we choose its coordinates at

$$(\mathcal{U}, \mathcal{V}) = (0.5, 0.0). \quad (10.10)$$

On G_5 , we choose the point P_{21} at the same $r = 0.97$ as on the previously constructed geodesics. Its coordinates in the figure are

$$(\mathcal{U}_{21}, \mathcal{V}_{21}) = (0.012375519215587246, \quad 0.48841064854212529). \quad (10.11)$$

At P_{21} we apply the transformation (4.6) – (4.7) that takes it to point P_{22} of coordinates

$$(\mathcal{U}_{22}, \mathcal{V}_{22}) = (0.47402568470461826, \quad -0.0041480326881506938). \quad (10.12)$$

The second segment of G_5 goes off P_{22} and intersects the locus of TPs at P_{23} with

$$(\mathcal{U}_{23}, \mathcal{V}_{23}) = (-0.21394900777138914, \quad 1.1848938941310596). \quad (10.13)$$

Now we proceed to the point IE' , also denoted P_{24} , which is the first future copy of IE . Its coordinates in the figure are

$$(\mathcal{U}_{24}, \mathcal{V}_{24}) = (0.5, 2.0). \quad (10.14)$$

From there, we issue the past-directed null geodesic G_6 (the radial generator of the PLC of IE') and follow it to the point P_{25} of coordinates

$$(\mathcal{U}_{25}, \mathcal{V}_{25}) = (-0.1, 1.4). \quad (10.15)$$

To P_{25} we apply the transformation (4.10) that takes it to P_{26} of coordinates

$$(\mathcal{U}_{26}, \mathcal{V}_{26}) = (0.400707810772957, 1.43053913576476). \quad (10.16)$$

From P_{26} we send the second segment of G_6 and continue it slightly beyond the intersection with r_3 , denoted P_{27} . It has the approximate (read out from the figure) coordinates

$$(\mathcal{U}_{27}, \mathcal{V}_{27}) \approx (-0.2153, 0.81455). \quad (10.17)$$

The \mathcal{U}_{27} should coincide with \mathcal{U}_{23} , and it does so up to 0.00135, which we will be satisfied to accept as the proof of our thesis. Figure 12 shows this discrepancy.

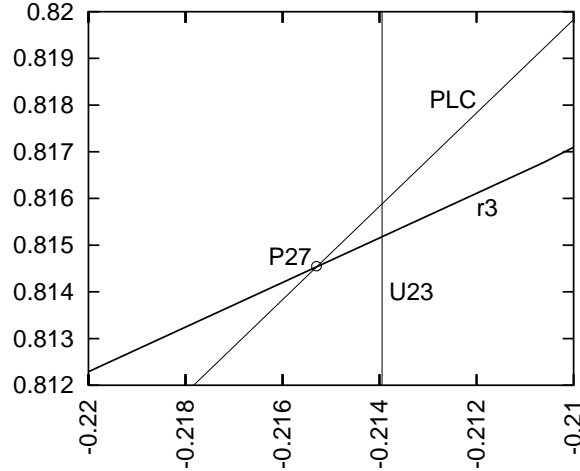


Fig. 12: A closeup view on the neighbourhood of point P_{27} in Fig. 11. The line U23 marks the \mathcal{U} coordinate of point P_{23} . Ideally, it should go through P_{27} , which is the point of intersection of the past light cone (PLC) of point IE' with r_3 . It can be made arbitrarily near P_{27} by slightly increasing the coordinate \mathcal{V} of IE (and, correspondingly, of IE').

11. Conclusions and summary

The main purpose of this paper was to verify whether an observer in an asymptotically flat region of the maximally extended Reissner – Nordström (RN) spacetime with $e^2 < m^2$ can send a message (by means of timelike or null geodesics) to the past of his/her first future copy (see Figs. 3, 4 and 11). If this is possible, then the identifications of the

asymptotically flat regions do lead to acausality. The answer is that geodesics emitted sufficiently late do not break causality, while those emitted sufficiently early do. Let the initial point of the geodesic be at event E , and let the first future copy of E be E' . Then any radial null geodesic emitted at E will hit the singularity and stop there. For late-emitted timelike geodesics the turning point (TP) in the tunnel between the singularities lies to the future of the past light cone (PLC) of E' , so the signal may come back to the observer only later than it was emitted. But for early-emitted timelike geodesics, the opposite happens: the TP lies to the past of the PLC of E' . In this case, the geodesic continued beyond the TP can cross the worldline of E' in the past of E' , so the breach of causality is possible. The border between 'early' and 'late' are those emission points for which the TP lies right on the PLC of E' .

Here is a step-by-step summary of this paper.

After presenting the main idea and the overview of this paper in Sec. 1., the geometric properties of the Reissner – Nordström (RN) spacetime were discussed in Sec. 2.. For the needs of the further sections, this discussion, in particular the derivation of the maximal extension, was done in more detail than in the original paper [3]. Several interesting facts emerged that may evade the attention of a reader of the basic sources (and perhaps evaded the attention of the authors of Refs. [3] and [5]); see below for more on this.

Section 3. contains a discussion of the geodesic equations in the (u, v) coordinates that remove the spurious singularities at the horizons. Also here, a few interesting facts emerged, see below.

Section 4. contains the following results:

1. Some additional relations between the (u, v) coordinates (see above) and the (U, V) coordinates of the conformal image of the RN spacetime, used in the figures.
2. The transformations between the (u, v) coordinates removing the singularity at $r = r_+$ and the (u', v') that remove the singularity at $r = r_-$. It turned out that this transformation leaves the geodesic equation unchanged.

In Sec. 5., the transformation of the (U, V) coordinates needed to self-consistently place in one figure the various sectors of the maximal extension was identified and illustrated using three figures.

In Secs. 6. and 7., an exemplary radial timelike geodesic G_1 going off event E in an asymptotically flat region of RN into the black hole was numerically calculated. Such a geodesic cannot hit the true singularity at $r = 0$ [3, 4], but has a TP at $r = r_{\text{tp}} \in (0, r_-)$. The question was whether, after bouncing at r_{tp} , it can enter the PLC of E' – the first future copy of E . The answer, for this particular geodesic, turned out to be 'no': the radial generator G_2 of the PLC of E' can be calculated exactly, and the TP of G_1 lies to the future of G_2 .

In Sec. 8., the consideration of Sec. 6. was applied to a nonradial timelike geodesic G_J going off the same event E with the angular momentum constant J_0 having a nearly-maximum absolute value. (With larger $|J_0|$, timelike geodesics do not enter the tunnel between the singularities and are irrelevant for the problem of causality.) The result was the same as in Sec. 6.: the turning point lies to the future of the PLC of E' .

In Sec. 9., still the same consideration was applied to a nonradial null geodesic G_N going off the same E with the same $|J_0|$ as in Sec. 8.. The result was still the same: the TP of G_N lies to the future of the PLC of E' .

In Sec. 10., the construction of Sec. 6. was applied to two other emission events, EE and IE, having the same spatial coordinate V as E. The event EE was earlier than E while IE was such that the radial timelike geodesic emitted there has its TP nearly on the PLC of IE' . For EE, the break of causality does occur: the TP of the timelike geodesic emitted there lies to the past of the PLC of EE' . The second calculation proved that the logical conclusion from the earlier calculations does indeed hold: such an IE exists.

In addition to these results, the paper revealed a few properties of the maximally extended RN spacetime that remain unnoticed when one reads general descriptions of the maximal extension procedure, such as in Refs. [3] and [4]. Here is the recapitulation:

1. The transformation given in Ref. [3] from the curvature coordinates (t, r) to the (u, v) coordinates that removes one or the other spurious singularity is valid on one side of the horizon. To cover the whole range of (u, v) one needs to consider four cases, corresponding to different signs of u , v and $u^2 - v^2$, see Sec. 2. and Fig. 1.
2. The shapes of the $r = \text{constant}$ lines in the (U, V) coordinates depend on the values of the m and e constants, see Fig. 2 (in the (u, v) coordinates they are always hyperbolae, variously placed). Papers and books published so far used a schematic illustrative representation of these lines that is correct only for sufficiently small values of the distance between the foci of the hyperbola $u^2 - v^2 = \text{constant}$.
3. The geodesic equations in the (u, v) coordinates are the same on both sides of the horizon $r = r_+$, see the comment under (3.7).
4. The geodesic equations in the (u, v) coordinates are invariant under the transformation $(u, v) = (v', u')$, see (3.8) – (3.9).
5. The geodesic equation is not changed by the transformation between the (u, v) coordinates that remove the singularity at $r = r_+$ and those that remove the singularity at $r = r_-$ (Eqs. (4.3) – (4.7)), compare (3.11) with (4.8).
6. Matching the conformal images of the regions $r > r_-$ and $r < r_+$ requires reflecting the latter in the line $V = -U + 0.5$. The required transformation of (U, V) is simple, see the last paragraph of Sec. 5..

In brief, the main conclusion of this paper is that identifications of asymptotically flat regions of the maximally extended RN spacetime do lead to acausality (the possibility of sending messages to one's own past, or, in other words, the existence of closed timelike lines). As an additional bonus, the readers now have a clear recipe to follow when calculating geodesics propagating from one (U, V) map to another.

A Finding r from a given $e^{2\gamma r^*}$ using (2.21)

In the range $r > r_-$ and with $\gamma = \gamma_1$, Eq. (2.21) becomes

$$e^{2\gamma_1 r^*} = e^{2\gamma_1 r} |r - r_+| (r - r_-)^{-(r_-/r_+)^2}. \quad (\text{A1})$$

This decreases monotonically from ∞ at $r \rightarrow r_-$ to zero at $r = r_+$, then increases monotonically from 0 to $+\infty$ at $r \rightarrow \infty$. Thus, given $e^{2\gamma_1 r^*}$, the algorithms for finding $r > r_-$ by the bisection method are different for $r < r_+$ and $r > r_+$.

In the range $0 < r < r_+$, and with $\gamma = \gamma_2$, Eq. (2.21) implies the following. For $0 < r < r_-$ the function $e^{2\gamma_2 r^*}$ decreases from $r_+^{-(r_+/r_-)^2} r_- > 0$ at $r = 0$ to zero at $r \rightarrow r_-$. For $r_- < r < r_+$, it increases from zero at $r \rightarrow r_-$ to $+\infty$ at $r = r_+$. Consequently, also in this case the algorithms for finding r are different for $0 < r < r_-$ and for $r_- < r < r_+$.

B Crossing $r = r_{\pm}$ with Eq. (3.11)

To avoid encountering an expression of the type 0/0 while crossing $r = r_{\pm}$ with $\sigma = -1$, we apply the rule given below to the denominator in (3.11):

$$x - y = \frac{x^2 - y^2}{x + y}. \quad (\text{B1})$$

Using (2.15) to eliminate $u^2 - v^2$ in two places, we obtain

$$\frac{du}{dv} = \frac{-\Gamma\sqrt{\Gamma^2 - E\phi} + E\gamma^2 uv f^2}{\Gamma^2 + E(\gamma v f)^2}. \quad (\text{B2})$$

Since $E \geq 0$, (B2) is well-defined also where $\phi < 0$. In the limit ($\phi \rightarrow 0, v \rightarrow \pm u$), Eq. (B2) becomes (because of $\Gamma > 0$)

$$\lim_{\phi \rightarrow 0, v \rightarrow \pm u} \left(\frac{du}{dv} \right) = \frac{-\Gamma^2 \pm E(\gamma u f)^2}{\Gamma^2 + E(\gamma u f)^2}. \quad (\text{B3})$$

With the minus sign this becomes $du/dv = -1$.

To deal with the 0/0 problem for (3.11) with $\sigma = +1$, we apply $x+y = (x^2-y^2)/(x-y)$ instead of (B1) and again use (2.15) to eliminate $u^2 - v^2$. The result is

$$\frac{du}{dv} = \frac{\Gamma\sqrt{\Gamma^2 - E\phi} + E\gamma^2 uv f^2}{\Gamma^2 + E(\gamma v f)^2}. \quad (\text{B4})$$

C Calculating r from a given r^* by the bisection method using (2.9)

The equation to be solved for r is

$$G(r) \stackrel{\text{def}}{=} e^{2\gamma_1 r^*} = e^{2\gamma_1 r} |r - r_+| (r - r_-)^{-a}, \quad a \stackrel{\text{def}}{=} r_-^2 / r_+^2, \quad (\text{C1})$$

where the value of $G(r)$ is given (the second pair of the $\|$ brackets in (2.21) was replaced with $()$ because (C1) will be applied only where $r > r_-$).¹

In the first segments of the geodesics G_1 , G_3 and G_5 in Secs. 6. and 10., the initial bounding values for r are $r = r_-$ and $r = r_0$, where r_0 is any r larger than the r coordinate of the initial point E. But $r(E)$ can be anywhere in $(r_+, +\infty)$. Therefore, the upper bound for r_0 is not self-evident. The method of determining it is illustrated in Fig. 13, and here is the description.

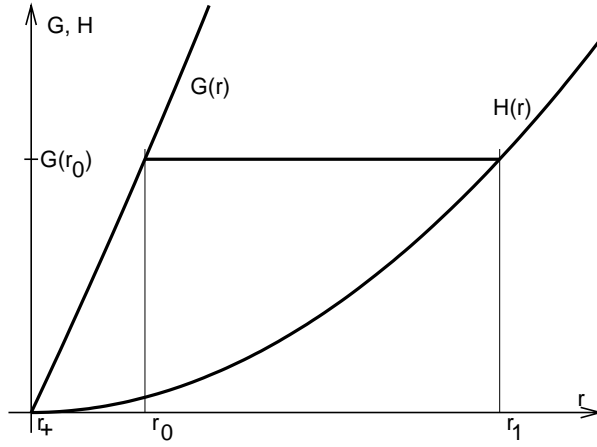


Fig. 13: In finding r_0 from a given $G(r_0)$ by the bisection method, the initial upper bound for r_0 is r_1 . See the text for more explanation.

The function $G(r)$ is monotonic for $r > r_+$ by (2.7) because $dr^*/dr = 1/\phi > 0$ in this range, and it varies between 0 and $+\infty$. We need to find such a function $H(r)$ that also varies between 0 and $+\infty$ and $G(r) > H(r)$ in $(r_+, +\infty)$. Then, for any r_0 there exists an $r_1 > r_0$ such that $G(r_0) = H(r_1)$. This r_1 is an initial upper bound for r_0 . The problem is to ensure that the equation $G(r_0) = H(r_1)$ can be explicitly solved for r_1 .

Remembering that the problem arises in the region $r > r_+ > r_-$, we have

$$0 < \frac{r - r_+}{r - r_-} < 1 \implies \left(\frac{r - r_+}{r - r_-} \right)^c > \frac{r - r_+}{r - r_-} \quad \text{when } c < 1 \implies \quad (\text{C2})$$

$$G(r) \equiv e^{2\gamma_1 r} (r - r_+)^{1-a} \left(\frac{r - r_+}{r - r_-} \right)^a > e^{2\gamma_1 r} (r - r_+)^{2-a} / (r - r_-) \quad (\text{C3})$$

by virtue of (C2) because $a = r_-^2/r_+^2 < 1$. Moreover

$$e^{2\gamma_1 r} > e^{2\gamma_1(r-r_-)} > 2\gamma_1 (r - r_-), \quad (\text{C4})$$

¹With $\gamma = \gamma_2$, the corresponding $\tilde{G}(r)$ is finite for all $r \in (0, r_+)$. The choice of the initial bounding values for r is (r_-, r_+) in the segment where $r_- < r < r_+$ and $(0, r_-)$ in the segment where $0 < r < r_-$.

since $\gamma_1 > 0$ and $e^x > x$ for all $x \in (-\infty, +\infty)$. Thus finally

$$G(r) > 2\gamma_1 (r - r_+)^{2-a} \stackrel{\text{def}}{=} H(r) \quad (\text{C5})$$

and the upper bound for r_0 is

$$r_1 = r_+ + \left[\frac{G(r_0)}{2\gamma_1} \right]^{1/(2-a)}. \quad (\text{C6})$$

D Proof of Lemma 4.1

Along a line of constant r we have $u = \sqrt{C + v^2}$ from (2.13) – (2.19), so from (2.29)

$$\frac{dV}{dv} = 2 \frac{1 + \cosh(2v) \cosh(2u) - (v/\sqrt{C + v^2}) \sinh(2v) \sinh(2u)}{[\cosh(2u) + \cosh(2v)]^2}. \quad (\text{D1})$$

Since $\sinh x < \cosh x$ for all finite x , we have $\sinh(2v) \sinh(2u) < \cosh(2v) \cosh(2u)$. With $C > 0$, $v/\sqrt{C + v^2} < 1$, so $dV/dv > 0$. \square

With $C < 0$, Lemma 4.1 may hold or not, depending on the value of $|C|$ and the range of v .

E Calculating du'/dv' from (4.4) – (4.7)

We use the identity

$$\frac{du}{dv} = \frac{du/dv'}{dv/dv'} \equiv \frac{\partial u/\partial v' + (\partial u/\partial u')(du'/dv')}{\partial v/\partial v' + (\partial v/\partial u')(du'/dv')} \quad (\text{E1})$$

and equate this to (3.11). We solve the resulting equation for du'/dv' , then substitute for u and v from (4.4) – (4.5). The final result is (4.8), after quite some algebra.

F A nonradial timelike geodesic going through the tunnel between the singularities has its turning point at a larger r than the radial one

We verify this statement by contradiction. Let

$$r_{2\text{tp}} \leq r_{\text{tp}}, \quad (\text{F1})$$

where $r_{2\text{tp}}$ is given by (8.4) and r_{tp} by (3.10). Since $\Gamma^2 - 1 > 0$ and $\Gamma^2/E_J - 1 > 0$, the resulting inequality may be written as

$$\begin{aligned} & (\Gamma^2 - 1) \left(-m + \sqrt{m^2 - e^2 + e^2 \Gamma^2 / E_J(r_{2\text{tp}})} \right) \\ & \leq (\Gamma^2 / E_J(r_{2\text{tp}}) - 1) \left(-m + \sqrt{m^2 - e^2 + e^2 \Gamma^2} \right). \end{aligned} \quad (\text{F2})$$

Both sides above are positive, so they may be squared and the direction of the inequality will not change. After squaring, using (F2) to eliminate

$(\Gamma^2 - 1) \sqrt{m^2 - e^2 + e^2 \Gamma^2 / E_J(r_{2\text{tp}})}$ and simplifying, $(\Gamma^2 / E_J - 1) (1 - 1/E_J) > 0$ factors out, and what remains may be written as

$$2m\Gamma^2 \sqrt{m^2 - e^2 + e^2 \Gamma^2} \geq \Gamma^2 (2m^2 - e^2 + e^2 \Gamma^2) > 0. \quad (\text{F3})$$

After both sides of this are squared and the result is simplified, $e^4 (\Gamma^2 - 1)^2 \leq 0$ follows. This can hold only when $e = 0$ or $\Gamma^2 = 1$. The first case is the Schwarzschild limit, the second one is dealt with in the main text below (8.5). So, in generic cases, $r_{2\text{tp}} > r_{\text{tp}}$. \square

Acknowledgement. For some calculations, the computer algebra system Ortocartan [8, 9] was used.

REFERENCES

- [1] H. Reissner, Über die Eigengravitation des elektrischen Feldes nach der Einsteinschen Theorie [On the self-gravitation of the electric field according to Einstein's theory], *Ann. Physik* **50**, 106 (1916).
- [2] G. Nordström, On the energy of the gravitational field in Einstein's theory, *Koninklijke Nederlandsche Akademie van Wetenschappen Proceedings* **20**, 1238 (1918).
- [3] J. C. Graves and D. R. Brill, Oscillatory character of Reissner–Nordström metric for an ideal charged wormhole, *Phys. Rev.* **120**, 1507 (1960).
- [4] J. Plebański and A. Kasiński, *An Introduction to General Relativity and Cosmology, second edition*. Cambridge University Press 2024.
- [5] B. Carter, Black hole equilibrium states. Part I: Analytic and geometric properties of the Kerr solutions. In: *Black Holes – les astres occlus*. Edited by C. de Witt and B. S. de Witt. Gordon and Breach, New York, London, Paris 1973, p. 61. Reprinted in *Gen. Relativ. Gravit.* **41**, 2874 (2009), with an editorial note by N. Kamran and A. Kasiński, *Gen. Relativ. Gravit.* **41**, 2867 (2009).
- [6] C. W. Misner, K. S. Thorne and J. A. Wheeler, J. A., *Gravitation*. Freeman, San Francisco (1973).
- [7] S. W. Hawking and G. F. R. Ellis, *The Large-scale Structure of Spacetime*. Cambridge University Press, Cambridge (1973).
- [8] A. Kasiński, The newest release of the Ortocartan set of programs for algebraic calculations in relativity. *Gen. Relativ. Gravit.* **33**, 145 (2001).
- [9] A. Kasiński, M. Perkowski, *The system ORTOCARTAN – user's manual*. Fifth edition, Warsaw 2000.