

Simultaneous Sensing Data Acquisition and Sharing in Low-Altitude Wireless Networks: Fundamental Limits and Optimal Signaling

Fuwang Dong, *Member, IEEE*, Fan Liu, *Senior Member, IEEE*, Yifeng Xiong, *Member, IEEE*, Yuanhao Cui, *Member, IEEE*, Wei Wang, *Senior Member, IEEE*, Shi Jin, *Fellow, IEEE*

Abstract—In the low-altitude wireless networks, the simultaneous sensing data acquisition and sharing (SDAS) through an ISAC signaling strategy becomes a typical application scenario. In this paper, we mainly investigate three primary aspects of the SDAS system, namely, the information-theoretic framework, the optimal distribution of channel input, and the optimal waveform design for Gaussian signaling. First, we establish the information-theoretic framework and develop a modified source-channel separation theorem (MSST) tailored for the SDAS systems. The proposed MSST elucidates the relationship between achievable distortion, coding rate, and communication channel capacity in cases where the distortion metric is separable for sensing and communication (S&C) processes. Second, we present an optimal channel input design for dual-functional signaling, which aims to minimize SDAS distortion under the constraints of the MSST and resource budget. We then conceive a two-step Blahut-Arimoto (BA)-based optimal search algorithm to numerically solve the functional optimization problem. Third, to provide practical design insights, we further propose an optimal waveform design for Gaussian signaling in multi-input multi-output (MIMO) SDAS systems. The associated covariance matrix optimization problem is addressed using a successive convex approximation (SCA)-based waveform design algorithm. Finally, we provide numerical simulation results to demonstrate the effectiveness of the proposed algorithms, which characterizes the unique performance tradeoff between S&C processes.

Index Terms—Integrated sensing and communication, simultaneous acquisition and sharing, rate-distortion theory, source-channel separation theorem, Blahut-Arimoto algorithm.

I. INTRODUCTION

Unmanned aerial vehicles (UAVs) play a pivotal role in low-altitude wireless networks (LAWN), serving as temporary communication base stations (BS) or aerial monitoring platforms by utilizing their high mobility [2]. Recently, the integrated sensing and communication (ISAC) technique has revolutionized UAV systems by offering notable advantages such as mutually beneficial interactions between sensing and communication (S&C). The favorable attributes significantly

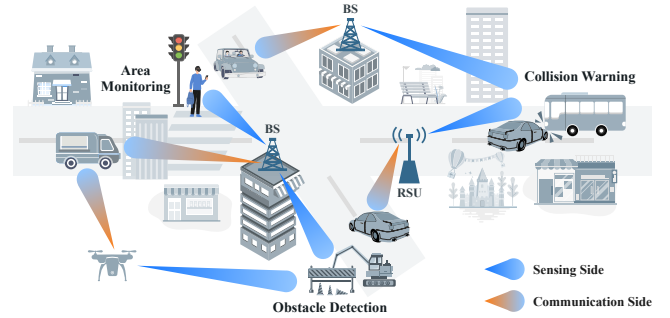


Fig. 1. The use case of SDAS systems in LAMN.

broaden the potential applications of ISAC-empowered UAV, including smart transportation and agriculture [3], [4]. In many scenarios, UAVs are required for target sensing and subsequently transmitting the observed parameters to remote users, especially when direct line-of-sight (LoS) sensing channels between the users and targets are blocked. Thus, the performance is typically quantified by the error between the ground truth and the user's recovery. This closely resembles the established *Remote Estimation* problem [5]–[8] when the S&C processes are independent.

However, a novel paradigm, which we term simultaneous sensing data acquisition and sharing (SDAS) in this paper, emerges when UAVs leverage dual-functional ISAC signals to simultaneously sense current target states and convey previously acquired state information to end-users. The S&C processes are deeply coupled through the transmitted signal, leading to fundamental differences in both theoretical model and signal design. In what follows, we discuss the key differences between our work and related works from both an application layer and an information-theoretic perspective.

A. Related Works on Application Layer

1) *Traditional ISAC Systems*: Most research on ISAC-UAV primarily focus on the joint optimization of trajectory planning, resource allocation and waveform design. These studies often consider three key performance indicators: sensing metrics (e.g., signal to interference and noise ratio (SINR), Cramér-Rao Bound) [9], communication metrics (e.g., achievable rate) [10], [11] and energy consumption [12]. Typically, one of these (or a weighted sum) is chosen as the optimization

(Corresponding author: Fan Liu.)

Part of this paper was presented at IEEE International Symposium on Information Theory (ISIT), 2024 [1].

Fuwang Dong, and Wei Wang are with the College of Intelligent System Science and Engineering, Harbin Engineering University, Harbin 150001, China. (email: {dongfuwang, wangwei407}@hrbeu.edu.cn).

Fan Liu, and Shi Jin are with the National Mobile Communications Research Laboratory, Southeast University, Nanjing 210096, China. (e-mail: {fan.liu, jinshi}@seu.edu.cn).

Yifeng Xiong, and Yuanhao Cui are with the School of Information and Electronic Engineering, Beijing University of Posts and Telecommunications, Beijing 100876, China. (email: {yifengxiong, yuanhao.cui}@bupt.edu.cn).

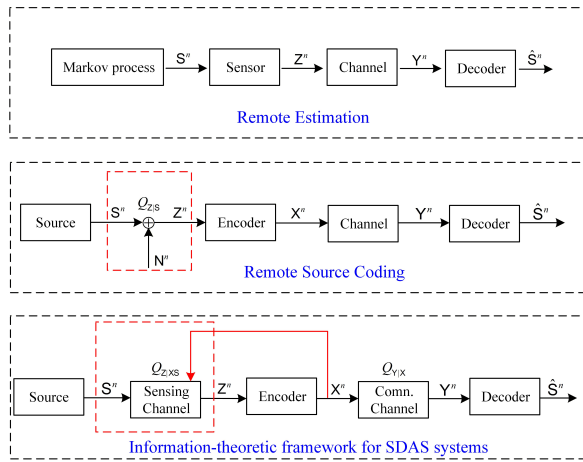


Fig. 2. The comparisons of the information-theoretic frameworks between the remote estimation, remote source coding, and the SDAS system.

objective, with the others imposed as constraints. Evidently, S&C performance are characterized through individual and even incompatible evaluation system, e.g., sensing for estimation theory and communication for information theory. However, the SDAS framework is quantified by the error between ground truth and user's recovery, implicitly reflecting the integrated impact of the S&C processes. To our best knowledge, the *SDAS distortion* has not been well-defined, and its minimization design remains largely unexplored.

2) *Relay Systems*: Relay systems primarily function by forwarding the signals from a source transmitter to a destination receiver, typically operating in the following two modes: decode-and-forward the signal or simply amplify-and-forward the signal [13], [14]. Despite its structure is similar to that of SDAS, its main purpose is to transmit communication signals in a cooperative manner without actively performing sensing functions. Furthermore, channel estimation in the relay systems employs either a cooperative training method [15] or dividing the estimation into individual source-relay and relay-destination channels [16]. However, a quantitative analysis of how the S&C coupling process affects the SDAS distortion is still lacking.

3) *Communication-assisted Sensing Systems*: In previous work [17], [18], the authors established a communication-assisted sensing framework and proposed SDAS distortion minimization-based waveform designs for separated S&C and dual-functional waveform schemes, respectively. However, the information-theoretic framework of SDAS has not been rigorously validated from a coding theory perspective, remaining an unclear operational meaning. Moreover, the reliance on Gaussian distribution for dual-functional ISAC waveform design in [18] poses a potential sub-optimal property for the SDAS scenario, especially considering the fact that Gaussian distribution is communication-optimal under Gaussian channel, whereas constant-modulus modulation is sensing-optimal [19].

The above research gap motivates us to delve into the fundamental limits and the optimal waveform design of the dual-functional ISAC signaling strategy for the SDAS systems.

B. Related Works on Information-theoretic Framework

The pioneering studies [19], [20] have considered a scenario where the transmitter (Tx) communicates with a user through a memoryless state-dependent channel while simultaneously estimating the state from generalized feedback. The capacity-distortion-cost tradeoff of this channel is characterized to illustrate the optimal achievable rate for reliable communication while maintaining a preset state estimation distortion. The authors of [21] further extend the capacity-distortion function to a framework based on backward simultaneous decoding, which does not need the Wyner-Ziv random binning method. Moreover, the work in [22] reveals the deterministic-random tradeoff between S&C within the dual-functional signaling strategy by characterizing the Cramér-Rao bound (CRB)-communication rate region. Unfortunately, the fundamental limits of SDAS systems, whose setups significantly differ from the existing literature, remain widely unexplored [23].

The information-theoretic framework for SDAS systems is depicted in Fig 2, where S , Z , X , Y , and \hat{S} represent the source, sensing channel observation, S&C channels input, communication channel output, and recovery at the receiver, respectively. Essentially, the SDAS framework shares a similar methodology with conventional remote estimation (RE), remote source coding (RSC), and information bottleneck (IB) problems, by striving to balance the tradeoff between compression complexity (from Z to \hat{S}) and the informative preservation (from S to \hat{S}). However, we highlight the unique challenge introduced by adopting the ISAC signal X as both the S&C channels input.

1) *Remote estimation*: The RE framework involves a sensor measuring the state of a linear system and transmitting its observations to a remote estimator over a wireless fading channel [5]–[8]. Sensing data acquisition in RE scheme is achieved through additional sensors, resulting that the observation Z and the communication channel input X are decoupled. In contrast, the observation Z depends on the ISAC channel input X due to the dual-functional signaling strategy in SDAS system.

2) *Remote source coding*: In RSC framework, the noisy observation Z is encoded instead of the original source information S [24]–[28]. Rate-distortion theory is used to quantify the tradeoff between communication rate and achievable distortion, benefiting from the Markov chain $S \leftrightarrow Z \leftrightarrow X \leftrightarrow Y \leftrightarrow \hat{S}$ [28]. However, the dependency between Z and X in SDAS violates the Markov chain assumption, complicating the characterization of the rate-distortion relationship.

3) *Information bottleneck*: The IB problem is essentially equivalent to the RSC problem in which the distortion metric is specified by the logarithm loss fidelity criterion [29], [30]. For discussion convenience, we focus on the simplified process $S \leftrightarrow Z \leftrightarrow \hat{S}$. The IB problem may be expressed by

$$\max I(S; \hat{S}) \text{ subject to } I(Z; \hat{S}) \leq \beta,$$

where $I(\cdot, \cdot)$ denotes the mutual information (MI) and β is the preset positive Lagrange multiplier that balances the tradeoff between compression and relevance. In contrast, when incorporating the ISAC signal X in SDAS system, all variables in the IB problem become coupled. This leads to the following

reformulation

$$\max I(S; \hat{S}(X)) \quad \text{subject to} \quad I(Z(X); \hat{S}(X)) \leq I(X; Y),$$

where the tradeoff parameter β is replaced by the communication channel capacity $I(X; Y)$ which also depends on X . Evidently, the introduced ISAC signal significantly complicates the IB problem within the context of SDAS system.

C. Our contributions

Considering the aforementioned unique challenges, our aim is to establish the information-theoretic framework for the SDAS systems, characterize its fundamental limits, and design dedicated ISAC waveform for SDAS transmission. Compared to the conference version [1], which only discussed the information-theoretic framework, we further elaborate on the optimal distribution of channel input and propose a novel method for Gaussian waveform design in MIMO SDAS systems. The main contributions are summarized as follows.

- First, we establish the information-theoretic framework for SDAS systems to illustrate the relationship between achievable distortion, coding rate, and communication channel capacity. We develop a modified source-channel separation theorem (MSST) specific to the cases of separable distortion metric for S&C processes. Compared to the existing works [17], [18], we provide a rigorous proof of the operational meaning for the MSST.
- Second, we develop an optimal distribution design for the ISAC signal (i.e., S&C channel input), where the SDAS distortion is minimized while adhering to the MSST and resource budget constraints. To cope with the functional optimization problem, we conceive a two-step Blahut-Arimoto (BA)-based optimal search algorithm in an effort to tackle the challenges of lacking explicit expressions for the rate-distortion bound and channel capacity.
- Third, we propose an optimal waveform design scheme for Gaussian signaling in MIMO SDAS systems. Under the Gaussian assumption, the explicit expressions of the rate-distortion function and channel capacity are derived. Thus, the optimal waveform design is modeled by a covariance matrix optimization problem solved by using an successive convex approximation (SCA)-based algorithm.
- Finally, we provide numerical simulation results to show the effectiveness of the proposed algorithms, and demonstrate the performance tradeoff between S&C processes in the SDAS systems.

This paper is structured as follows. We commence with establishing the information-theoretic framework in Section II, including the definitions of distortions, rate-distortion function, and constrained channel capacity. In Section III, we prove the achievability and converse of the MSST. Then, we formulate the optimization problem for ISAC channel input design and develop a two-step BA-based search algorithm in Section IV. In Section V, we present the Gaussian ISAC waveform design method for the MIMO SDAS systems. Finally, we provide the simulation results and conclude this paper in Section VI and VII, respectively.

Notations: The uppercase normal letter A , lowercase italic letter a , and fraktur letter \mathcal{A} denote a random variable, its realization and a set, respectively. $P_A(a)$ represent a probability distribution function and $Q_{A|B}(a|b)$ specifies to channel transition probability. Uppercase and lowercase bold letters \mathbf{A} and \mathbf{a} denote the matrix and column vector. $(\cdot)^T$, $(\cdot)^*$, and $(\cdot)^H$ represent the transpose, conjugate, and complex conjugate transpose operations, respectively. $\mathbb{E}[\cdot]$ is the statistical expectation, and $\text{Tr}(\cdot)$ is the trace of a matrix.

II. INFORMATION-THEORETIC FRAMEWORK OF SDAS

A. Sensing and Communication Processes

As shown in Fig. 2, the random variables of the target's state S , the sensing observation Z , the ISAC signal X , and the communication channel output Y take values in the sets \mathcal{S} , \mathcal{Z} , \mathcal{X} , and \mathcal{Y} , respectively. Here, the state sequence $\{S_i\}_{i \geq 1}$ is independently and identically distributed (i.i.d.) subject to a prior distribution $P_S(s)$. In general, the SDAS system may be described as the following S&C processes.

• **Sensing Process:** The sensing channel output, Z_i , at a given time i is generated based on the sensing channel law $Q_{Z|XS}(\cdot|x_i, s_i)$ given the i th channel input $X_i = x_i$ and the state realization $S_i = s_i$. We assume that the observation Z_i is independent of past inputs, outputs and state signals.

• **Communication Process:** The ISAC signal X_i is obtained by encoding the observations Z^{i-1} . The decoder receives the communication channel output Y_i in accordance with channel law $Q_{Y|X}(y|x)$ and maps \mathcal{Y}^n to $\hat{\mathcal{S}}^n$, where $\hat{\mathcal{S}}$ denotes the reconstruction alphabet.

By denoting R as the bit rate, a $(2^{nR}, n)$ coding scheme for the SDAS systems consists of

- 1) A message set (quantized observations) $\mathcal{Z}^n = [1 : 2^{nR}]$;
- 2) A sequence of encoding functions $\phi_i: \mathcal{Z}^{i-1} \rightarrow \mathcal{X}$;
- 3) A decoder $\psi: \mathcal{Y}^n \rightarrow \hat{\mathcal{S}}^n$.

The performance of SDAS systems can be evaluated by the distortion between the ground truth and its reconstruction at the receiver. We term this distortion as the *SDAS distortion*, which can be defined by

$$\Delta^{(n)} := \mathbb{E} \left[d(S^n, \hat{S}^n) \right] = \frac{1}{n} \sum_{i=1}^n \mathbb{E} \left[d(S_i, \hat{S}_i) \right], \quad (1)$$

where $d(\cdot, \cdot)$ is the distortion function bounded by d_{\max} .

In practical systems, the S&C channel input X may be restricted by limited system resources. Let us define the cost-function $b(x) : \mathcal{X} \rightarrow \mathbb{R}^+$ as the channel cost. Thus, a rate-distortion-cost tuple (R, D, B) is said achievable if there exists a sequence of $(2^{nR}, n)$ codes that simultaneously satisfy [20]

$$\overline{\lim}_{n \rightarrow \infty} \Delta^{(n)} \leq D, \quad \overline{\lim}_{n \rightarrow \infty} \mathbb{E}[b(X^n)] \leq B, \quad (2)$$

where D and B represent the SDAS distortion and resource budget, respectively. We define the capacity-distortion-cost function $C_{\text{SDAS}}(D, B)$ as the infimum of rate R such that the tuple (R, D, B) is achievable. As analyzed in Section I-B, compared to the existing works [19], [20], it is difficult to characterize such a capacity-distortion-cost curve due to the strong coupling between S&C process through the ISAC signal. In this paper, we characterize $C_{\text{SDAS}}(D, B)$ within

an estimate and compress (EC) strategy which achieves an optimal tradeoff between rate and distortion [31], and leave the general strategy for future research.

B. The Estimate and Compress Strategy

In estimate and compress strategy, the encoder transmits estimate \tilde{S} which is extracted from observation Z , instead of transmitting Z itself. The coding scheme may be recast by

1) A state parameter estimator $h: \mathcal{X}^n \times \mathcal{Z}^n \rightarrow \tilde{\mathcal{S}}^n$, where $\tilde{\mathcal{S}}$ denote the estimate alphabet;

2) A message set (quantized estimations) $\tilde{\mathcal{S}}^n = [1 : 2^{nR}]$;

3) A encoder function $\phi: \tilde{\mathcal{S}}^n \rightarrow \mathcal{X}^n$.

4) A decoder $\psi: \mathcal{Y}^n \rightarrow \tilde{\mathcal{S}}^n$.

Although the estimator and encoder are defined in a block form for generality, the following Lemma 1 [20] show that the optimal estimator h can be achieved through a symbol-by-symbol estimation.

Lemma 1 [20]: By recalling that $S \leftrightarrow XZ \leftrightarrow \tilde{S}$ forms a Markov chain, the sensing distortion $\Delta_s^{(n)}$ is minimized by the deterministic estimator

$$h^*(x^n, z^n) := (\tilde{s}^*(x_1, z_1), \tilde{s}^*(x_2, z_2), \dots, \tilde{s}^*(x_n, z_n)), \quad (3)$$

where

$$\tilde{s}^*(x, z) := \arg \min_{s' \in \tilde{\mathcal{S}}} \sum_{s \in \mathcal{S}} Q_{S|XZ}(s|x, z) d(s, s'), \quad (4)$$

with posterior transition probability being

$$Q_{S|XZ}(s|x, z) = \frac{P_S(s)Q_{Z|XS}(z|x, s)}{\sum_{s' \in \mathcal{S}} P_S(s')Q_{Z|XS}(z|x, s')},$$

which is independent to the choice of encoder and decoder. The detailed proof can be found in [20]. By applying the optimal estimator (4), the estimate \tilde{S}_i only depends on X_i and Z_i but independent of past inputs and outputs. Thus, the optimal encoder is reduced to a symbol-wise encoding process.

By applying the estimate and compress strategy, the information flow of the SDAS can be divided into two parts: 1) Obtain the estimate \tilde{S}_i from Z_i in sensing process; 2) Transmit the estimate \tilde{S}_i and recover \hat{S}_i from Y_i in communication process. Let us define the S&C distortions as the expectations of the estimate error and communication error, i.e.,

$$D_s = \mathbb{E} \left[d(S, \tilde{S}) \right], \quad D_c = \mathbb{E} \left[d(\tilde{S}, \hat{S}) \right]. \quad (5)$$

Next, we will show how S&C distortions can be achievable.

Let us define the estimate error function in sensing process with respect to (w.r.t.) the channel input realization $X = x$ as

$$e(x) = \mathbb{E} [d(S, \tilde{s}^*(X, Z)) | X = x]. \quad (6)$$

Thus, the sensing distortion D_s is achievable when $\mathbb{E} [e(X)] \leq D_s$ holds. Nevertheless, communication distortion D_c strictly depends on channel capacity which in turn relies on the channel input X . Thus, the strong coupling property, stemming from the shared channel input X , leads to an inherent performance tradeoff between the S&C distortions. To quantify such relationship, we define the communication channel capacity for a given sensing distortion as follows.

Definition 1: The communication channel capacity constrained by sensing distortion D_s and resource cost B can be defined by

$$C_{IT}(D_s, B) = \max_{P_X(x) \in \mathcal{P}_{D_s} \cap \mathcal{P}_B} I(X; Y), \quad (7)$$

where \mathcal{P}_{D_s} is the sensing feasible probability set whose element satisfies

$$\mathcal{P}_{D_s} = \{P_X(x) | \mathbb{E} [e(X)] \leq D_s\}, \quad (8)$$

and \mathcal{P}_B is the resource feasible probability set described by

$$\mathcal{P}_B = \{P_X(x) | \mathbb{E} [b(X)] \leq B\}. \quad (9)$$

The capacity restricts the maximum achievable rate R of the communication channel. It is well-known that the relationship between rate R and distortion D_c can be characterized by the rate-distortion theory. Before presenting the rate-distortion function, we first show the communication source $\{\tilde{S}_i\}_{i \geq 1}$ is i.i.d. with the distribution

$$P_{\tilde{S}}(\tilde{s}) = \sum_{z \in \mathcal{Z}} \sum_{x \in \mathcal{X}} \sum_{s \in \mathcal{S}} Q_{Z|XS}(z|x, s) P_S(s) P_X(x) \mathbb{I}\{\tilde{s}^*(x, z) = \tilde{s}\}, \quad (10)$$

with $\mathbb{I}(\cdot)$ being the indicator function.

Note that the sequence $\{X_i\}_{i \geq 1}$ is i.i.d. with distribution $P_X(x)$ for achieving the capacity-distortion-cost region. Thus, the observation $\{Z_i\}_{i \geq 1}$ is also i.i.d. due to the i.i.d. target's state $\{S_i\}_{i \geq 1}$. By adopting the symbol-by-symbol optimal estimator (4), we can immediately obtain (10). Therefore, for i.i.d. source \tilde{S} , the rate-distortion function for the communication process can be defined as follows.

Definition 2: The information-theoretic rate distortion function can be defined by

$$R_{IT}(D_c) = \min_{P_{\tilde{S}|\tilde{S}}(\tilde{s}|\tilde{s}): \mathbb{E}[d(\tilde{S}, \hat{S})] \leq D_c} I(\tilde{S}; \hat{S}), \quad (11)$$

where the minimization is over all conditional distributions $P_{\tilde{S}|\tilde{S}}(\tilde{s}|\tilde{s})$ for which the joint distribution $P_{\tilde{S}\hat{S}}(\tilde{s}, \hat{s}) = P_{\tilde{S}}(\tilde{s})P_{\tilde{S}|\tilde{S}}(\hat{s}|\tilde{s})$ satisfies the expected distortion constraint.

According to the conventional source-channel separation theorem with distortion in lossy data transmission [32, Theorem 10.4.1], we have the conclusion that the communication distortion D_c is achievable if and only if $R_{IT}(D_c) \leq C_{IT}(D_s, B)$. Building upon this, the remaining question is how to define the SDAS distortion in terms of the S&C distortions.

III. MODIFIED SOURCE-CHANNEL SEPARATION THEOREM

In this section, we develop the modified source-channel separation theorem tailored for the SDAS systems, aiming to elucidate the relationships between the SDAS distortion, coding rate and channel capacity. In the MSST, we restrict the distortion metric satisfying the following separable condition.

Definition 3: The distortion metric $d(\cdot, \cdot)$ is separable for the S&C processes, if the following equality holds,

$$\mathbb{E} [d(S, \hat{S})] = \mathbb{E} [d(S, \tilde{S})] + \mathbb{E} [d(\tilde{S}, \hat{S})], \quad (12)$$

implying that the SDAS distortion D is equal to $D_s + D_c$.

Intuitively, the separable condition does not necessarily hold in most scenarios. Fortunately, we demonstrate that the mean

squared error (MSE) or quadratic distortion, a widely used distortion metric in parameter estimation, satisfying

$$\mathbb{E} \left[\left\| S - \hat{S} \right\|_2^2 \right] \stackrel{(a)}{=} \mathbb{E} \left[\left\| S - \tilde{S} \right\|_2^2 \right] + \mathbb{E} \left[\left\| \tilde{S} - \hat{S} \right\|_2^2 \right], \quad (13)$$

where (a) holds from the properties of the conditional expectation [28, Appendix A] with $\tilde{S} = \mathbb{E}[S|Z, X]$ being the optimal estimator in (4). Now, we are ready to propose MSST¹.

Theorem 1: The SDAS distortion $D = D_s + D_c$ is achievable within a separable distortion metric, if and only if

$$R_{\text{IT}}(D_c) \leq C_{\text{IT}}(D_s, B), \quad (14)$$

where $C_{\text{IT}}(D_s, B)$ and $R_{\text{IT}}(D_c)$ are constrained channel capacity (7) and rate-distortion function (11), respectively.

The above MSST is proposed mathematically within the framework of information theory. Next, we elucidate the operational meaning of the MSST by proving that there must exist a practical coding scheme satisfying it.

A. Converse

We start with a converse to show that any achievable coding scheme must satisfy (14). Consider a $(2^{nR}, n)$ coding scheme defined by the encoding and decoding functions ϕ and ψ . Let $\tilde{S}^n = h^*(X^n, Z^n)$ be the estimate sequence as given in (3) and $\hat{S}^n = \psi(\phi(\tilde{S}^n))$ be the reconstruction sequence.

Let us focus on the communication process $\tilde{S} \leftrightarrow X \leftrightarrow Y \leftrightarrow \hat{S}$. By recalling from the proof of the converse in lossy source coding, we have

$$\begin{aligned} R &\geq \frac{1}{n} \sum_{i=1}^n I(\tilde{S}_i; \hat{S}_i) \stackrel{(a)}{\geq} \frac{1}{n} \sum_{i=1}^n R_{\text{IT}} \left(\mathbb{E} \left[d(\tilde{S}_i, \hat{S}_i) \right] \right) \\ &\stackrel{(b)}{\geq} R_{\text{IT}} \left(\frac{1}{n} \sum_{i=1}^n \mathbb{E} \left[d(\tilde{S}_i, \hat{S}_i) \right] \right) \stackrel{(c)}{\geq} R_{\text{IT}}(D_c), \end{aligned} \quad (15)$$

where (a) follows the Definition 2 that R_{IT} is the minimum required MI, (b) and (c) are due to the convexity and non-increasing properties of the rate distortion function.

On the other hand, by recalling from the proof of the converse in channel coding, we have

$$\begin{aligned} R &\leq \frac{1}{n} \sum_{i=1}^n I(X_i; Y_i) \\ &\stackrel{(d)}{\leq} \frac{1}{n} \sum_{i=1}^n C_{\text{IT}} \left(\sum_{x \in \mathcal{X}} P_{X_i}(x) c(x), \sum_{x \in \mathcal{X}} P_{X_i}(x) b(x) \right) \\ &\stackrel{(e)}{\leq} C_{\text{IT}} \left(\frac{1}{n} \sum_{i=1}^n \sum_{x \in \mathcal{X}} P_{X_i}(x) c(x), \frac{1}{n} \sum_{i=1}^n \sum_{x \in \mathcal{X}} P_{X_i}(x) b(x) \right) \\ &\stackrel{(f)}{\leq} C_{\text{IT}}(D_s, B), \end{aligned} \quad (16)$$

where (d) follows the Definition 1 that the channel capacity is the maximum MI, (e) and (f) are due to the concavity and non-decreasing properties of the capacity constrained by

¹We highlight that the (4) is exactly the minimum MSE (MMSE) estimator. An arbitrary non-optimal estimator except MMSE, which cannot apply the conditional expectation properties, may not satisfy the separable condition.

estimation and resource costs [20]. By combining the inequalities (15), (16) and the data processing inequality $I(\tilde{S}; \hat{S}) \leq I(X; Y)$, we complete the proof of the converse.

B. Achievability

Let S^n be drawn i.i.d. $\sim P_S(s)$, we will show that there exists a coding scheme for a sufficiently large n and rate R , the distortion Δ^n can be achieved by D if (14) holds. The core idea follows the famous *random coding argument* and *source channel separation theorem with distortion*.

1) *Codebook Generation:* In source coding with rate distortion code, randomly generate a codebook \mathcal{C}_s consisting of 2^{nR} sequences \hat{S}^n which is drawn i.i.d. $\sim P_{\hat{S}}(\hat{s})$. The probability distribution is calculated by $P_{\hat{S}}(\hat{s}) = \sum_{\tilde{s}} P_{\tilde{S}}(\tilde{s}) Q_{\hat{S}|\tilde{S}}(\hat{s}|\tilde{s})$, where $P_{\tilde{S}}(\tilde{s})$ is defined in (10) and $Q_{\hat{S}|\tilde{S}}(\hat{s}|\tilde{s})$ achieves the equality in (11). In channel coding, randomly generate a codebook \mathcal{C}_c consisting of 2^{nR} sequences X^n which is drawn i.i.d. $\sim P_X(x)$. The $P_X(x)$ is chosen by satisfying the constrained capacity with estimation- and resource-cost in (7). Index the codeword \tilde{S}^n and X^n by $w \in \{1, 2, \dots, 2^{nR}\}$.

2) *Encoding:* Encode the \tilde{S}^n by w such that

$$(\tilde{S}^n, \hat{S}^n(w)) \in \mathcal{T}_{d, \epsilon_s}^{(n)}(P_{\tilde{S}\hat{S}}(\tilde{s}, \hat{s})), \quad (17)$$

where $\mathcal{T}_{d, \epsilon_s}^{(n)}(P_{\tilde{S}\hat{S}}(\tilde{s}, \hat{s}))$ represents the distortion typical set [32] with joint probability distribution $P_{\tilde{S}\hat{S}}(\tilde{s}, \hat{s}) = P_{\tilde{S}}(\tilde{s}) Q_{\hat{S}|\tilde{S}}(\hat{s}|\tilde{s})$. To send the message w , the encoder transmits $x^n(w)$.

3) *Decoding:* The decoder observes the communication channel output $Y^n = y^n$ and look for the index \hat{w} such that

$$(x^n(\hat{w}), y^n) \in \mathcal{T}_{\epsilon_c}^{(n)}(P_{XY}(x, y)), \quad (18)$$

where $\mathcal{T}_{\epsilon_c}^{(n)}(P_{XY}(x, y))$ represents the typical set with joint probability distribution $P_{XY}(x, y) = P_X(x) Q_{Y|X}(y|x)$. If there exists such \hat{w} , it declares $\hat{S}^n = \hat{s}^n(\hat{w})$. Otherwise, it declares an error.

4) *Estimation:* The encoder observes the channel output $Z^n = z^n$, and computes the estimate sequence with the knowledge of channel input x^n by using the estimator $\tilde{s}^n = h^*(x^n, z^n)$ given in (3).

5) *Distortion Analysis:* We start by analyzing the expected communication distortion (averaged over the random codebooks, state and channel noise). In lossy source coding, for a fixed codebook \mathcal{C}_s and choice of $\epsilon_s > 0$, the sequence $\tilde{s}^n \in \tilde{S}^n$ can be divided into two categories:

- $(\tilde{s}^n, \hat{s}^n(w)) \in \mathcal{T}_{d, \epsilon_s}^{(n)}$, we have $d(\tilde{s}^n, \hat{s}^n(w)) < D_c + \epsilon_s$;
- $(\tilde{s}^n, \hat{s}^n(w)) \notin \mathcal{T}_{d, \epsilon_s}^{(n)}$, we denote P_{e_s} as the total probability of these sequences. Thus, these sequence contribute at most $P_{e_s} d_{\max}$ to the expected distortion since the distortion for any individual sequence is bounded by d_{\max} .

According to the achievability of lossy source coding [32, Theorem 10.2.1], we have P_{e_s} tends to zero for sufficiently large n whenever $R \geq R_{\text{IT}}(D_c)$.

In channel coding, the decoder declares an error when the following events occur:

- $(x^n(w), y^n) \notin \mathcal{T}_{\epsilon_c}^{(n)}$;
- $(x^n(w'), y^n) \in \mathcal{T}_{\epsilon_c}^{(n)}$, for some $w' \neq w$, we denote P_{e_c} as the probability of the error occurred in decoder. The

error decoding contribute at most $P_{e_c} d_{\max}$ to the expected distortion. Similarly, we have $P_{e_c} \rightarrow 0$ for $n \rightarrow \infty$ whenever $R \leq C_{\text{IT}}(D_s, B)$ according to channel coding theorem [32].

On the other hand, the expected estimation distortion can be upper bounded by

$$\begin{aligned} \Delta_s^{(n)} &= \frac{1}{n} \sum_{i=1}^n \mathbb{E} \left[d(S_i, \tilde{S}_i) | \hat{W} \neq w \right] \Pr(\hat{W} \neq w) \\ &\quad + \frac{1}{n} \sum_{i=1}^n \mathbb{E} \left[d(S_i, \tilde{S}_i) | \hat{W} = w \right] \Pr(\hat{W} = w) \quad (19) \\ &\leq P_{e_c} d_{\max} + \frac{1}{n} \sum_{i=1}^n \mathbb{E} \left[d(S_i, \tilde{S}_i) | \hat{W} = w \right] (1 - P_{e_c}). \end{aligned}$$

Note that $(s^n, x^n(w), \tilde{s}^n) \in \mathcal{T}_{\epsilon_e}^{(n)}(P_{S_X \tilde{S}}(s, x, \tilde{s}))$ where $P_{S_X \tilde{S}}(s, x, \tilde{s})$ denotes the joint marginal distribution of $P_{S_X Z \tilde{S}}(s, x, z, \tilde{s}) = P_S(s) P_X(x) Q_{Z|S_X}(z|s, x) \mathbb{I}\{\tilde{s} = \tilde{s}^*(x, z)\}$, we have

$$\lim_{n \rightarrow \infty} \frac{1}{n} \sum_{i=1}^n \mathbb{E} \left[d(S_i, \tilde{S}_i) | \hat{W} = w \right] \leq (1 + \epsilon_e) \mathbb{E} \left[d(S, \tilde{S}) \right], \quad (20)$$

according to the typical average lemma [20]. In summary, the SDAS distortion can be attained by

$$\begin{aligned} \Delta^{(n)} &\stackrel{(a)}{=} \Delta_s^{(n)} + \Delta_c^{(n)} \\ &\stackrel{(b)}{\leq} D_c + (P_{e_s} + 2P_{e_c}) d_{\max} + (1 + \epsilon_e)(1 - P_{e_c}) D_s, \quad (21) \end{aligned}$$

where (a) follows the condition of the separable distortion metric in MSST and we omit the terms containing the product of P_{e_s} and P_{e_c} in step (b). Consequently, taking $n \rightarrow \infty$ and $P_{e_s}, P_{e_c}, \epsilon_c, \epsilon_e, \epsilon_s \rightarrow 0$, we can conclude that the expected SAS distortion (averaged over the random codebooks, state and channel noise) tends to be $D \rightarrow D_c + D_s$ whenever $R_{\text{IT}}(D_c) \leq R \leq C_{\text{IT}}(D_s, B)$.

This completes the proof of the proposed MSST. \blacksquare

Remark: Intuitively, the sensing process determines the accuracy of the state information acquisition at the encoder, whereas the communication process governs the quantity of information transmitted to the decoder. Overemphasis on either process can result in substantial performance degradation of the SDAS system. *Theorem 1* and its proof quantitatively show the condition (i.e., formula (14)) required to achieve the SDAS distortion D . Although the separable condition in (12) is to some extent strong, *Theorem 1* is applicable in most parameter estimation scenarios which adopts MMSE estimator.

Additionally, *Theorem 1* provides us a powerful tool to investigate the optimal ISAC channel input X . Specifically, achieving optimal sensing performance alone may not ensure the accurate reconstruction at the decoder due to limitations in the communication channel capacity. Conversely, excessive communication capacity may be wasted if the sensory data lacks sufficient accuracy. This underscores the need to minimize the SDAS distortion by optimizing the distribution (Section IV) and the waveform (Section V) in next sections.

IV. CHANNEL INPUT DISTRIBUTION OPTIMIZATION

In this section, we explore the optimal input distribution for the SDAS system under scalar channels, aiming to minimize the SDAS distortion under the MMST constraint. Hereinafter, we adopt MSE as the distortion metric to guarantee the MSST.

A. Problem Formulation

The ISAC channel input design can be formulated by the following optimization problem ²

$$\mathcal{P}_0 \begin{cases} \min_{P_X(x)} D = D_c + D_s \\ \text{subject to } R(D_c) \leq I(D_s, B), \end{cases} \quad (22)$$

where the definitions of $R(D_c)$ and $I(D_s, B)$ are given in (11) and (7), respectively. Here, we drop the subscript ‘‘IT’’ to emphasize the operational meanings is justified by the MSST from the perspective of coding scheme. Furthermore, we use the mutual information symbol $I(D_s, B)$ instead of $C(D_s, B)$ to emphasize that the optimal distribution of \mathcal{P}_0 does not necessarily achieve the channel capacity. This modification is just to keep the math rigorous, but it does not change the expression. By substituting the associated expressions into (22), problem \mathcal{P}_0 can be reformulated by

$$\mathcal{P}_1 \begin{cases} \min_{P_X(x)} \mathbb{E} \left[d(S, \tilde{S}) \right] + \mathbb{E} \left[d(\tilde{S}, \hat{S}) \right] \\ \text{subject to } I(\tilde{S}; \hat{S}) \leq I(X; Y), \\ \mathbb{E} [b(X)] \leq B. \end{cases} \quad (23)$$

It is challenging to directly solve the functional optimization problem \mathcal{P}_1 due to the difficulty in obtaining explicit expressions of distortions and MI for arbitrary distributions. Typically, the BA algorithm can be employed to solve problem \mathcal{P}_1 numerically. Inspired by this idea, we expand the expectation operation and the MI w.r.t. the variable $P_X(x)$ as follows.

- *Sensing distortion:*

$$\begin{aligned} \mathbb{E} \left[d(S, \tilde{S}) \right] &= \mathbb{E} \left[\mathbb{E} \left[d(S, \tilde{s}(X, Z)) | X, Z \right] \right] \\ &= \sum_{x, z} P_{XZ}(x, z) \sum_s Q_{S|XZ}(s|x, z) d(s, \tilde{s}(x, z)) \\ &\triangleq \sum_x P_X(x) e(x), \end{aligned} \quad (24)$$

where the cost $e(x)$ defined in (6) can be expressed by

$$e(x) = \sum_z Q_{Z|X}(z|x) \sum_s Q_{S|XZ}(s|x, z) d(s, \tilde{s}(x, z)). \quad (25)$$

- *Channel MI:*

$$I(X; Y) = \sum_{x, y} P_X(x) Q_{Y|X}(y|x) \log \frac{Q_{X|Y}(x|y)}{P_X(x)}. \quad (26)$$

- *Resource budget:*

$$\mathbb{E} [b(X)] = \sum_x P_X(x) b(x). \quad (27)$$

²Here, we use the symbol $I(D_s, B)$ instead of $C(D_s, B)$ to emphasize that the optimal distribution does not necessarily achieve the channel capacity.

- *Communication distortion:*

$$\mathbb{E}[d(\tilde{S}, \hat{S})] = \sum_{\tilde{s}} P_{\tilde{S}}(\tilde{s}) \sum_{\hat{s}} Q_{\tilde{S}|\tilde{S}}(\hat{s}|\tilde{s}) d(\tilde{s}, \hat{s}). \quad (28)$$

- *Rate distortion function:*

$$I(\tilde{S}; \hat{S}) = \sum_{\tilde{s}, \hat{s}} P_{\tilde{S}}(\tilde{s}) Q_{\tilde{S}|\tilde{S}}(\hat{s}|\tilde{s}) \log \frac{Q_{\tilde{S}|\tilde{S}}(\tilde{s}|\hat{s})}{P_{\tilde{S}}(\tilde{s})}. \quad (29)$$

Here, we emphasize the unique challenge in solving problem \mathcal{P}_1 compared to the conventional BA algorithm. The primary approach involves constructing the Lagrangian function w.r.t. the variable and obtaining the optimal solution based on the first-order necessary condition. However, the probability distribution $P_{\tilde{S}}(\tilde{s})$ in (28) and (29) is indeed a function of the variable $P_X(x)$ as described in (10). Consequently, deriving a closed-form expression of $P_X(x)$ from first-order necessary condition is challenging, which imposes a significant obstacle to solving problem \mathcal{P}_1 . To address this issue, we propose a two-step BA-based optimal search method to seek for a sub-optimal solution in the following subsection.

B. Two-step BA-based Optimal Search Algorithm

We divide the original problem \mathcal{P}_1 into two sub-problems.

1) *Sub-problem 1:* We determine the constrained communication channel capacity $I(X, Y)$ for a given sensing distortion D_s and identify the optimal distribution $P_X(x)$.

2) *Sub-problem 2:* We calculate the minimum communication distortion D_c for the given channel input distribution $P_X(x)$ and determine the communication distortion D_c , thereby obtaining the SDAS distortion D .

By varying the preset sensing distortions, one may generate a set \mathcal{D} collecting the SDAS distortions calculated through the above two steps. Thus, the minimum SDAS distortion and its corresponding distribution $P_X(x)$ can be identified by the minimum value search. The detailed procedure is as follows.

- **Constrained communication channel Capacity.**

In this sub-problem, $I(X; Y)$ is maximized under the constraints of sensing distortion D_s and resource budget B , which can be expressed by

$$\begin{aligned} & \max_{P_X(x)} I(X; Y) \\ & \text{subject to } \sum_x P_X(x) e(x) \leq D_s, \quad \sum_x P_X(x) b(x) \leq B. \end{aligned} \quad (30)$$

Inspired by [19], we reformulate (30) by incorporating the sensing distortion cost as a penalty term in the objective function, i.e.,

$$\begin{aligned} & \max_{P_X(x)} I(P_X(x), Q_{Y|X}(y|x)) - \mu \sum_x P_X(x) e(x) \\ & \text{subject to } \sum_x P_X(x) b(x) \leq B, \end{aligned} \quad (31)$$

where μ is the penalty factor to balance the weight of S&C performance. For a given μ , the Lagrangian function of (31)

Algorithm 1: Modified Iteration BA Algorithm

Input: $P_S(s)$, $Q_{Z|SX}(z|s, x)$ and $Q_{Y|X}(y|x)$, B , μ , K .

- 1 **Initialize:** Set $P_{X_0}(x)$ as uniform distribution;
 - 2 **for** $k \leq K$ **do**
 - 3 **Step 1:** Compute sensing cost $e(x)$ in (25) ;
 - 4 **Step 2:** Update posterior distribution in (35) ;
 - 5 **Step 3:** Update $P_X(x)$ in (33) ;
 - 6 **Step 4:** Find λ^* by bisection searching ;
 - 7 **end**
- Output:** Optimal $P_X(x)$, D_s and $I(X; Y)$.
-

can be written by

$$\begin{aligned} \mathcal{L}(P_X(x), \lambda) &= I(P_X(x), Q_{Y|X}(y|x)) \\ &\quad - \mu \sum_x P_X(x) e(x) + \lambda \sum_x P_X(x) b(x). \end{aligned} \quad (32)$$

By setting the derivative $\partial \mathcal{L}(P_X(x), \lambda) / \partial P_X(x)$ to zero and taking the fact that $\sum_x P_X(x) = 1$ into account, we have

$$P_X(x) = \frac{e^{h(x)}}{\sum_{x'} e^{h(x')}}, \quad (33)$$

with

$$h(x) = \sum_y Q_{Y|X}(y|x) \log Q_{X|Y}(x|y) - \mu e(x) - \lambda b(x). \quad (34)$$

In formula (33), the Lagrangian multiplier λ and the posterior distribution $Q_{X|Y}(x|y)$ are unknown. The former may be determined by a bisection search method such that $\sum_x P_X(x) b(x) \rightarrow B$. For the latter, we have the optimal posterior distribution which maximizes the MI with given $P_X(x)$ and $Q_{Y|X}(y|x)$, expressed by [33, Lemma 9.1]

$$Q_{X|Y}(x|y) = \frac{P_X(x) Q_{Y|X}(y|x)}{\sum_{x'} P_X(x') Q_{Y|X}(y|x')}. \quad (35)$$

After setting an initial distribution $P_{X_0}(x)$, problem (31) can be solved by updating (35) and (33) iteratively. The detailed procedure is summarized in Algorithm 1, whose convergence can be guaranteed [20], [34].

- **Source distribution $P_S(\tilde{s})$.**

The tradeoff between sensing distortion and constrained communication capacity can be adjusted by varying the penalty factor μ . Let us denote the optimal channel input distribution, sensing distortion, and channel MI obtained by Algorithm 1 as $P_X^{(\mu)}(x)$, $D_s^{(\mu)}$, and $I^{(\mu)}(X; Y)$, respectively, to highlight their dependence on the factor μ .

Subsequently, given a specific channel input distribution $P_X^{(\mu)}(x)$, our objective is to compute the estimate distribution $P_{\tilde{S}}^{(\mu)}(\tilde{s})$, which is essential for determining the rate-distortion function. However, deriving the explicit expression of the estimate distribution for an arbitrary state distribution $P_S(s)$ is a challenging task. Instead, we can compute the estimate \tilde{S} and its distribution $P_{\tilde{S}}^{(\mu)}(\tilde{s})$ using formulas (4) and (10), respectively, by performing a sufficiently large number of random trials. For analytical convenience, we consider a Gaussian state distribution and a linear sensing model, which allows for explicit expressions to be derived.

Algorithm 2: Communication Distortion Algorithm

Input: $P_{\tilde{\mathcal{S}}}(\tilde{s}), I^{(u)}(\mathbf{X}; \mathbf{Y}), K$, a set of the slops \mathcal{A} .

- 1 **for** $\lambda_s \in \mathcal{A}$ **do**
- 2 **Initialize:** Set $Q_{\hat{\mathcal{S}}|\tilde{\mathcal{S}}}(\hat{s}|\tilde{s})$ as uniform distribution ;
- 3 **for** $k \leq K$ **do**
- 4 **Step 1:** Update output distribution in (42) ;
- 5 **Step 2:** Update $Q_{\hat{\mathcal{S}}|\tilde{\mathcal{S}}}(\hat{s}|\tilde{s})$ in (41) ;
- 6 **end**
- 7 **Step 3:** Collect data $\mathcal{I} \leftarrow (D_c^{(\lambda_s)}, I^{(\lambda_s)}(\tilde{\mathcal{S}}; \hat{\mathcal{S}}))$;
- 8 **end**
- 9 **Step 4:** Construct $D(R)$ function by data fit in \mathcal{I} ;

Output: Communication distortion in (43).

Assume that the target's state follows Gaussian distribution with $P_{\tilde{\mathcal{S}}}(s) = \mathcal{CN}(0, \nu_s^2)$. Let us consider the following linear sensing model

$$\mathbf{Z} = \mathbf{X}\mathbf{S} + \mathbf{N}, \quad (36)$$

where $\mathbf{N} \sim \mathcal{CN}(0, 1)$ represents Gaussian channel noise. In such model, the estimator (4) is indeed an MMSE estimator for each channel realization x . Therefore, the estimate $\tilde{\mathcal{S}}$ and the corresponding conditional probability distribution of $P_{\tilde{\mathcal{S}}|\mathbf{X}}(\tilde{s}|x)$ can be expressed by

$$\tilde{\mathcal{S}} = \frac{x^2 \nu_s^4}{(1 + x^2 \nu_s^2)^2} \mathbf{Z}, \quad P_{\tilde{\mathcal{S}}|\mathbf{X}}(\tilde{s}|x) \sim \mathcal{CN}\left(0, \frac{x^2 \nu_s^4}{1 + x^2 \nu_s^2}\right). \quad (37)$$

Moreover, sensing cost $e(x)$ is MSE with given realization x , which can be written by

$$e(x) = \frac{\nu_s^2}{(1 + x^2 \nu_s^2)}. \quad (38)$$

Consequently, the source distribution can be given by

$$P_{\tilde{\mathcal{S}}}^{(\mu)}(\tilde{s}) = P_{\mathbf{X}}^{(\mu)}(x) P_{\tilde{\mathcal{S}}|\mathbf{X}}(\tilde{s}|x). \quad (39)$$

• **Communication distortion.**

In this sub-problem, we aim to evaluate the minimum communication distortion $D_c^{(\mu)}$ achieved under the source distribution $P_{\tilde{\mathcal{S}}}^{(\mu)}(\tilde{s})$ and the channel capacity $I^{(\mu)}(\mathbf{X}; \mathbf{Y})$. This scenario corresponds to a typical rate-distortion problem in lossy data transmission. The distortion-rate curve can be obtained by the optimization problem [33, Chapter 9]

$$\min_{Q_{\hat{\mathcal{S}}|\tilde{\mathcal{S}}}(\hat{s}|\tilde{s})} I(\tilde{\mathcal{S}}; \hat{\mathcal{S}}) - \lambda_s D_c \quad (40)$$

where λ_s represents the slope of the distortion-rate curve. The conventional BA algorithm can be leveraged to solve problem (40). By following a similar procedure in sub-problem 1, the optimal solution can be calculated by

$$Q_{\hat{\mathcal{S}}|\tilde{\mathcal{S}}}(\hat{s}|\tilde{s}) = \frac{P_{\tilde{\mathcal{S}}}(\hat{s}) e^{\lambda_s d(\tilde{s}, \hat{s})}}{\sum_{\hat{s}'} P_{\tilde{\mathcal{S}}}(\hat{s}') e^{\lambda_s d(\tilde{s}, \hat{s}')}}. \quad (41)$$

The unknown nuisance term $P_{\tilde{\mathcal{S}}}(\hat{s})$ can be updated by

$$P_{\tilde{\mathcal{S}}}(\hat{s}) = \sum_{\tilde{s}} P_{\tilde{\mathcal{S}}}(\tilde{s}) Q_{\hat{\mathcal{S}}|\tilde{\mathcal{S}}}(\hat{s}|\tilde{s}). \quad (42)$$

Algorithm 3: Two-step BA-based Optimal Search

Input: The set of penalty factor $\mathcal{U} \subset [0, \mu_{\max}]$.

- 1 **for** $u \in \mathcal{U}$ **do**
- 2 **Step 1:** Obtain $P_{\mathbf{X}}^{(\mu)}(x)$, $D^{(\mu)_s}$, and $I^{(u)}(\mathbf{X}; \mathbf{Y})$ through Algorithm 1 ;
- 3 **Step 2:** Calculate estimate distribution $P_{\tilde{\mathcal{S}}}^{(\mu)}(\tilde{s})$;
- 4 **Step 3:** Obtain $D_c^{(\mu)}$ through Algorithm 2 ;
- 5 **Step 4:** $\mathcal{D} \leftarrow D^{(\mu)} = D_s^{(\mu)} + D_c^{(\mu)}$;
- 6 **end**

Output: Optimal solution in (44).

By setting an initial distribution $Q_{\hat{\mathcal{S}}|\tilde{\mathcal{S}}}(\hat{s}|\tilde{s})$, the optimal solution of (40) can be obtained by updating (42) and (41) iteratively. The detailed derivations can be found in [33].

For a given slop λ_s , the tangent point $(D_c^{(\lambda_s)}, I^{(\lambda_s)}(\tilde{\mathcal{S}}; \hat{\mathcal{S}}))$ of the distortion-rate curve can be obtained by solving problem (40). We may collect a series of distortion-rate data points to fit a distortion-rate function by varying the slop λ_s . Thus, the communication distortion constrained by a given channel capacity is attained by

$$D_c^{(u)} = D_{\text{IT}}(I^{(u)}(\mathbf{X}; \mathbf{Y})), \quad (43)$$

where $D_{\text{IT}}(\cdot)$ represents the distortion-rate function. We summarize the communication distortion computation algorithm into Algorithm 2.

• **SDAS distortion.**

In the outer loop, we may collect a set \mathcal{D} of the SDAS distortion $D^{(\mu)} = D_s^{(\mu)} + D_c^{(\mu)}$ and the associated channel input distribution $P_{\mathbf{X}}^{(\mu)}(x)$ by repeating the above steps with various penalty factor μ . Therefore, the optimal channel distribution that minimizes the SDAS distortion can be found by

$$D^{(\mu^*)} = \arg \min_{D \in \mathcal{D}} D, \quad P_{\mathbf{X}}^{(\mu^*)}(x) = P_{\mathbf{X}}^{(\mu^*)}(x). \quad (44)$$

The proposed two-step BA-based optimal search algorithm is summarized in Algorithm 3.

V. WAVEFORM DESIGN FOR GAUSSIAN CHANNEL INPUT

The previous section illustrates that using Gaussian channel input may not be optimal for the SDAS systems. Despite this limitation, the assumption of Gaussian signals is prevalent in communications research literature. In this section, we introduce an ISAC waveform design scheme specifically developed for multi-input multi-output (MIMO) systems, while adhering to the framework of Gaussian signaling. To proceed, we need to derive the explicit expressions of the variables in \mathcal{P}_0 for the MIMO case.

A. System Model

The widely employed signal models of the S&C processes for the MIMO systems are expressed by

$$\mathbf{Z} = \mathbf{H}_s \mathbf{X} + \mathbf{N}_s, \quad \mathbf{Y} = \mathbf{H}_c \mathbf{X} + \mathbf{N}_c, \quad (45)$$

where $\mathbf{X} \in \mathbb{C}^{N_t \times T}$, $\mathbf{Z} \in \mathbb{C}^{M_s \times T}$, and $\mathbf{Y} \in \mathbb{C}^{M_c \times T}$ represent the transmitting ISAC signal, the received signals

at the BS (encoder) and the end-user (decoder), respectively; \mathbf{H}_s and \mathbf{H}_c denote the S&C channel state information (CSI) matrices; \mathbf{N}_s and \mathbf{N}_c are the channel noises whose entries follow the complex Gaussian distribution with $\mathcal{CN}(0, \sigma_s^2)$ and $\mathcal{CN}(0, \sigma_c^2)$; Finally, N_t , M_s , M_c , and T denote the numbers of Tx antennas, S&C receiver (Rx) antennas, and the transmitting symbols, respectively.

We focus on the sensing task of target response matrix (TRM) estimation, where the to-be-estimate parameters can be written by $\mathbf{s} = \text{vec}(\mathbf{H}_s)$. After vectorization operations, the sensing signal observed at the BS can be recast by

$$\mathbf{z} = (\mathbf{I}_{M_s} \otimes \mathbf{X}^H) \mathbf{s} + \mathbf{n}_s, \quad (46)$$

with $\mathbf{z} = \text{vec}(\mathbf{Z}^H)$, and $\mathbf{n}_s = \text{vec}(\mathbf{N}_s^H)$. The BS yields an estimate of the TRM, namely, $\tilde{\mathbf{s}}$, from the observations \mathbf{z} , then transmits it to the user through communication channel \mathbf{H}_c . Subsequently, the user can reconstruct $\hat{\mathbf{s}}$ from the communication received data \mathbf{Y} . Here, we adopt the quadratic distortion metric (i.e., MSE), which meets the separable condition in (13). Before proceeding the ISAC waveform design, we make the following assumptions.

Assumption 1: The ISAC waveform \mathbf{X} follows complex Gaussian distribution with $\mathcal{CN}(0, \mathbf{R}_x)$, where $\mathbf{R}_x \in \mathbb{C}^{N_t \times N_t}$ is the covariance matrix.

Assumption 2: The TRM vector \mathbf{s} follows complex Gaussian distribution $\mathcal{CN}(0, \mathbf{I}_{M_s} \otimes \mathbf{\Sigma}_s)$, where $\mathbf{\Sigma}_s \in \mathbb{C}^{N_t \times N_t}$ denotes the covariance matrix of each column of \mathbf{H}_s .³

The above assumptions enable us to derive the explicit expressions of the S&C distortions, the estimate distribution $\tilde{\mathbf{s}}$, and the communication channel capacity w.r.t. the ISAC waveform matrix \mathbf{X} .

1) *Sensing distortion D_s :* For the Gaussian linear model (46), the optimal estimator (4), i.e., the well-known MMSE estimator, is leveraged to estimate $\tilde{\mathbf{s}}$ by

$$\tilde{\mathbf{s}} = \left(\mathbf{I}_{M_s} \otimes \left(\mathbf{\Sigma}_s \mathbf{X} (\mathbf{X}^H \mathbf{\Sigma}_s \mathbf{X} + \sigma_s^2 \mathbf{I}_T)^{-1} \right) \right) \mathbf{z}, \quad (47)$$

Furthermore, the sensing distortion is attained by [37]

$$D_s(\mathbf{R}_x) = \mathbb{E} \left[\|\mathbf{s} - \tilde{\mathbf{s}}\|^2 \right] = M_s \text{Tr} \left(\left(\frac{1}{\sigma_s^2} \mathbf{R}_x + \mathbf{\Sigma}_s^{-1} \right)^{-1} \right). \quad (48)$$

2) *Rate distortion function $R(D_c)$:* The estimate $\tilde{\mathbf{s}}$ in (47) follows the complex Gaussian distribution with $\mathcal{CN}(\mathbf{0}, \mathbf{I}_{M_s} \otimes \mathbf{R}_{\tilde{\mathbf{s}}})$, with the covariance matrix of [37]

$$\mathbf{R}_{\tilde{\mathbf{s}}} = \mathbf{\Sigma}_s - \left(\frac{1}{\sigma_s^2} \mathbf{R}_x + \mathbf{\Sigma}_s^{-1} \right)^{-1}. \quad (49)$$

Let us temporarily omit the Kronecker product and focus on a source with Gaussian distribution $\mathcal{CN}(\mathbf{0}, \mathbf{R}_{\tilde{\mathbf{s}}})$. In light of the results in [38], the rate-distortion function is equivalent to the

³This assumption corresponds to the scenario that the Rx antennas for sensing are sufficiently separated so that the correlations among the rows of \mathbf{H}_s can be ignored [35]. Here, we specify this Kronecker structure in TRM covariance matrix to simplify the expression of sensing distortion [36]. To avoid the deviation of our core contribution in this paper, we will leave the general TRM covariance matrix cases for future research.

Algorithm 4: SCA-based Waveform Design Algorithm

Input: An initial covariance matrix \mathbf{R}_0 , K .

1 **for** $k \leq K$ **do**
 2 **Step 1:** Obtain optimal \mathbf{R}_x^* by solving \mathcal{P}_3 ;
 3 **Step 2:** $\mathbf{R}_0 = \mathbf{R}_x^*$;
 4 **end**
Output: Optimal solution \mathbf{R}_x^* .

objective of the following optimization problem

$$R(D_c) = \min_{\mathbf{D} \in \mathbb{S}_{N_t}^+} \log \left(\frac{\det(\mathbf{R}_{\tilde{\mathbf{s}}})}{\det(\mathbf{D})} \right) \quad (50)$$

subject to $\mathbf{D} \preceq \mathbf{R}_{\tilde{\mathbf{s}}}$, $\text{Tr}(\mathbf{D}) \leq D_c$,

where $\mathbb{S}_{N_t}^+$ denotes the set of all $N_t \times N_t$ positive definite matrices. Denote \mathbf{D}^* as the solution of (50), the communication distortion D_c and the required rate $R(D_c)$ can be obtained by

$$D_c = M_s \text{Tr}(\mathbf{D}^*), \quad R(D_c) = M_s \log \left(\frac{\det(\mathbf{R}_{\tilde{\mathbf{s}}})}{\det(\mathbf{D}^*)} \right), \quad (51)$$

where M_s is due to the Kronecker product. The derivations of (50) can be found in the proof of [38, Theorem 2] ⁴.

3) *Channel Capacity:* The MIMO Gaussian channel capacity can be expressed by

$$C(\mathbf{R}_x) = \log \det \left(\frac{1}{\sigma_c^2} \mathbf{H}_c \mathbf{R}_x \mathbf{H}_c^H + \mathbf{I}_{M_c} \right). \quad (52)$$

B. ISAC Waveform Design

Observe that the expressions (48) to (52) are all related to the covariance matrix \mathbf{R}_x rather than the specific waveform matrix \mathbf{X} . Consequently, our ISAC waveform design problem can be transformed into determining the optimal covariance matrix that minimizes the SDAS distortion. Regarding the system resource constraint, we only consider the transmit power at the BS. By substituting the expressions into the original problem \mathcal{P}_1 and introducing an auxiliary variable of positive definite matrix \mathbf{D} , the ISAC waveform design problem can be reformulated by

$$\mathcal{P}_2 \begin{cases} \min_{\mathbf{R}_x, \mathbf{D} \in \mathbb{S}_{N_t}^+} D_s(\mathbf{R}_x) + \text{Tr}(\mathbf{D}) \\ \text{subject to } C(\mathbf{R}_x) - M_s \log \left(\frac{\det(\mathbf{R}_{\tilde{\mathbf{s}}})}{\det(\mathbf{D})} \right) \geq 0, \\ \mathbf{D} \preceq \mathbf{R}_{\tilde{\mathbf{s}}}, \mathbf{R}_x \succeq \mathbf{0}, \text{Tr}(\mathbf{R}_x) \leq P_T, \end{cases} \quad (53)$$

where P_T is the power budget. \mathcal{P}_2 is non-convex due to the nonlinear intermediate variables $\log \det(\mathbf{R}_{\tilde{\mathbf{s}}})$ and $\mathbf{R}_{\tilde{\mathbf{s}}}$. To relax \mathcal{P}_2 into a convex problem, we employ an SCA technique based on Taylor series expansion. To be specified, for any given point \mathbf{R}_0 , the matrix $\mathbf{R}_{\tilde{\mathbf{s}}}$ can be approximated by

$$\mathbf{R}_{\tilde{\mathbf{s}}} \simeq \mathbf{\Sigma}_s - \mathbf{P} + \frac{1}{\sigma_s} \mathbf{P}(\mathbf{R}_x - \mathbf{R}_0) \mathbf{P} \triangleq \tilde{\mathbf{R}}_{\tilde{\mathbf{s}}}, \quad (54)$$

⁴Our result is a straightforward corollary with the semantic distortion equal to zero in Theorem 2.

with the constant matrix defined by

$$\mathbf{P} = \left(\frac{1}{\sigma_s^2} \mathbf{R}_0 + \boldsymbol{\Sigma}_s^{-1} \right)^{-1}.$$

Furthermore, we have

$$\begin{aligned} \log \det(\mathbf{R}_{\tilde{s}}) &\simeq \log \det(\boldsymbol{\Sigma}_s - \mathbf{P}) \\ &+ \text{Tr} \left(\frac{1}{\sigma_s^2} (\boldsymbol{\Sigma}_s - \mathbf{P})^{-1} \mathbf{P} (\mathbf{R}_x - \mathbf{R}_0) \mathbf{P} \right) \triangleq f(\mathbf{R}_x). \end{aligned} \quad (55)$$

Note that $\tilde{\mathbf{R}}_s$ and $f(\mathbf{R}_x)$ are both the linear functions w.r.t. variable \mathbf{R}_x with a given point \mathbf{R}_0 . By substituting (54) and (55) into \mathcal{P}_2 , the problem can be relaxed into

$$\mathcal{P}_3 \begin{cases} \min_{\mathbf{R}_x, \mathbf{D} \in \mathbb{S}_{N_t}^+} D_s(\mathbf{R}_x) + \text{Tr}(\mathbf{D}) \\ \text{subject to } C(\mathbf{R}_x) - M_s(f(\mathbf{R}_x) - \log \det(\mathbf{D})) \geq 0, \\ \tilde{\mathbf{R}}_s - \mathbf{D} \succeq 0, \mathbf{R}_x \succeq 0, \text{Tr}(\mathbf{R}_x) \leq P_T. \end{cases} \quad (56)$$

For a given point \mathbf{R}_0 , \mathcal{P}_3 is convex since both the objective and constraints are either convex or linear. Therefore, it can be efficiently solved by using the off-the-shelf CVX toolbox [39]. For an initial covariance matrix, e.g., $\mathbf{R}_0 = P_T/N_t \mathbf{I}$, the non-convex problem \mathcal{P}_2 can be addressed by iteratively computing the optimal solution \mathbf{R}_x^* of \mathcal{P}_3 and updating $\mathbf{R}_0 = \mathbf{R}_x^*$ until convergence. The procedure is outlined in Algorithm 4.

VI. SIMULATION RESULTS

The simulation results are divided into two sections. The first section evaluates the optimal distribution for the ISAC channel input in scalar cases, demonstrating the effectiveness of the proposed MSST and the two-step BA-based optimal search algorithm. Moreover, the unique distortion-capacity (D-C) curves of the SDAS system are provided to illustrate the performance tradeoff between S&C processes. The second section presents the results of the optimal waveform design for the Gaussian MIMO channel, showing its superiority over the S&C-optimal schemes.

A. Optimal Distribution for ISAC Channel Input

In this subsection, we aim to reveal the unique performance tradeoff between S&C processes. The simulation parameters are set as follows. The prior distribution of the target's state is assumed to be $P_S(s) \sim \mathcal{CN}(0, 1)$, i.e., $\nu_s^2 = 1$. We define the normalized signal-to-noise ratios (SNRs) for the S&C channels as $10 \log(1/\sigma^2)$ dB and set the power budget to be $B = 5$. Unless otherwise specified, the S&C channel SNRs are set to be $\text{SNR}_s = \text{SNR}_c = 0$ dB in this subsection. To improve the computational efficiency, the weighted factor μ takes values from the sets $[0, 1]$, $[1, 5]$, and $[5, 30]$ with non-uniform spacings of 0.1, 0.5, and 5, respectively.

1) *The Distortion-Capacity (D-C) curves and the optimal distribution of ISAC channel input:* Fig. 3 presents the D-C curves for both S&C processes. As expected, sensing distortion D_s increases as the values of μ decrease, implying that the estimation performance at the BS becomes less significant. Conversely, the communication channel capacity increases accordingly, leading to a reduction in communication distortion

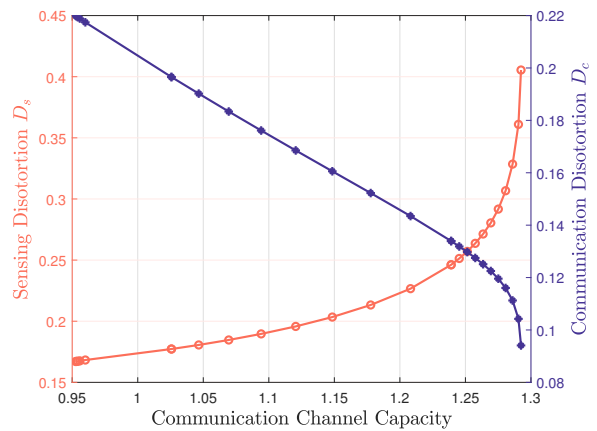


Fig. 3. The changes of the S&C distortions with various factor μ .

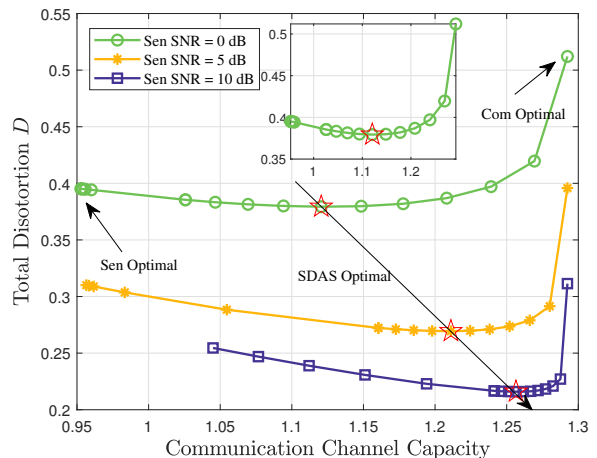


Fig. 4. The SAS distortion versus the communication channel capacity.

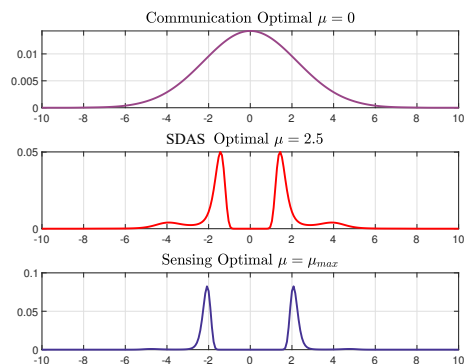


Fig. 5. The channel input distribution of S&C-optimal and SAS-optimal.

D_c . Consequently, these opposing trends in S&C distortions result in an uncertain SDAS distortion. In Fig. 4, we show the resultant D-C curve for the SDAS systems with different sensing SNRs. A SDAS-optimal point that minimizes the SDAS distortion is evident, highlighting a unique phenomenon in SDAS systems compared to the existing studies [20], [22].

Fig. 5 depicts the specific channel input distributions corresponding to three special points in Fig. 4, namely, the S&C-optimal and SDAS-optimal points. The channel capacity

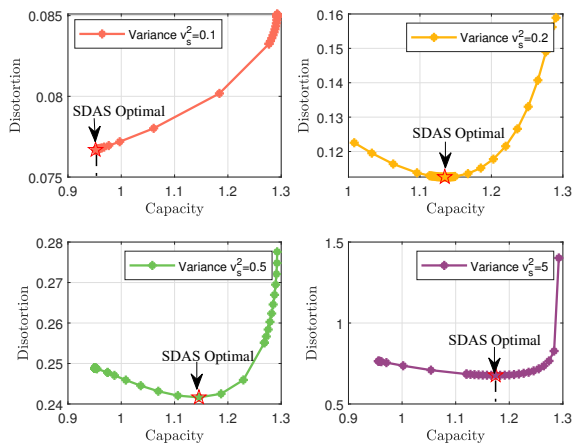


Fig. 6. The distortion-capacity curves with various state variances.

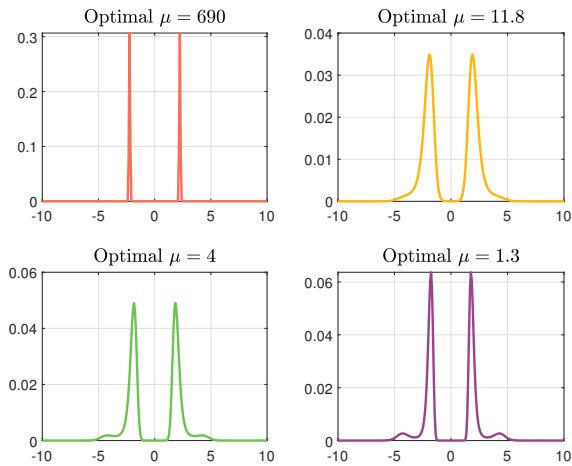


Fig. 7. The SDAS-optimal distribution for various state variances.

is maximized without the sensing constraint when $\mu = 0$. It is well-known that Gaussian channel input achieves the maximum MI for the Gaussian channels. By contrast, at the sensing-optimal point, as μ becomes sufficiently large, the channel input exhibits a 2-ary pulse amplitude modulation. These results are consistent with the findings in [19]. However, the unique SDAS-optimal distribution, presenting a compromise between the S&C-optimal distributions, is attained at $\mu = 2.5$.

2) *The impact of the target's prior variance:* Subsequently, we investigate the impact of the target's state variance by selecting the values of $\nu_s^2 \in \{0.1, 0.2, 0.5, 5\}$. Due to the significant differences in the order of magnitude of the values for MI and sensing distortions in (31), we adjust the interval of μ for each state variance rather than using a fixed interval. The essential purpose of the SDAS systems is to reduce the uncertainty of the target's prior information, specifically the variance of the state's prior distribution.

In Fig. 6, each point represents a lower SDAS distortion compared to the prior variance, even at the S&C-optimal points. This reduction is attributed to the resource multiplexing gain achieved through the dual-functional signaling strategy. Additionally, we observe that the SDAS-optimal point gradu-

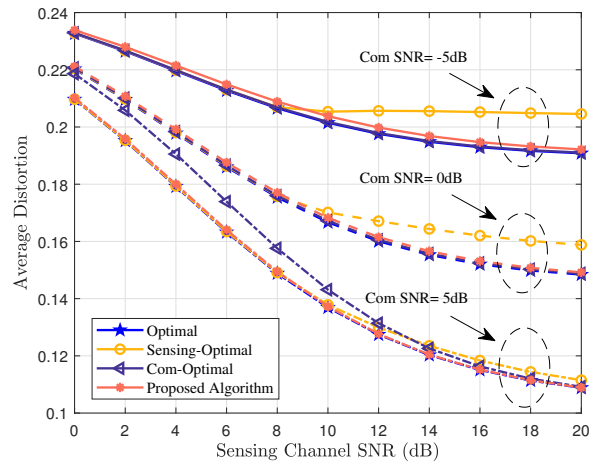


Fig. 8. The average distortion versus sensing channel SNRs for various methods, $a_1 = 0.4, a_2 = 0.1, N_t = M_c = M_s = 2$.

ally shifts from sensing-optimal to communication-optimal as variance increases. A small variance indicates relatively accurate prior information about the target's state, necessitating an ISAC channel input with strong sensing capabilities for better accuracy performance. Conversely, as variance increases, greater emphasis on communication performance is required to convey more information.

We provide the detailed distributions of the SDAS-optimal channel input for different state variances. For a small variance (e.g., $\nu_s^2 = 0.1$), the sensing distortion becomes small accordingly. It is at least less than the prior variance; otherwise, the user can 'guess' the state information in terms of the prior distribution. Therefore, a large weighted factor is required, e.g., $\mu = 690$, to balance the values of MI and sensing distortion in (31). In this case, the SDAS-optimal distribution aligns with the sensing-optimal distribution, specifically a standard 2-ary pulse amplitude modulation. As anticipated, the optimal μ values decrease with increasing state variance, and the SDAS-optimal distribution changes accordingly.

B. Optimal Waveform Design for Gaussian Signal

In this subsection, we demonstrate the effectiveness of the proposed ISAC waveform design scheme for Gaussian signaling. The general system setups are as follows. The communication channel is modeled by Rayleigh fading, where each entry of \mathbf{H}_c obeys the standard complex Gaussian distribution. All results are obtained by the average of 100 Monte Carlo trials and the average distortion in each Monte Carlo trial is calculated by $D/(M_s N_t)$.

1) *Waveform design for a 2-D special case:* We begin with a two-dimensional (2-D) special case where the state covariance matrix, $\Sigma_s = \text{diag}\{a_1, a_2\}$, is assumed to be diagonal. In this scenario, the global optimal solution of problem \mathcal{P}_2 can be attained through a 2-D exhaustive search, as outlined in [18]. Thus, this brute force solution⁵ can serve

⁵The optimal eigenspace of \mathbf{R}_x must align with the communication eigenspace of $\mathbf{H}_c^H \mathbf{H}_c$ as the sensing eigenspace is an arbitrary unitary matrix. Thus, the original problem can be reduced to finding two optimal eigenvalues over 2-D grids, with the sum of each 2-D point equal to P_T .

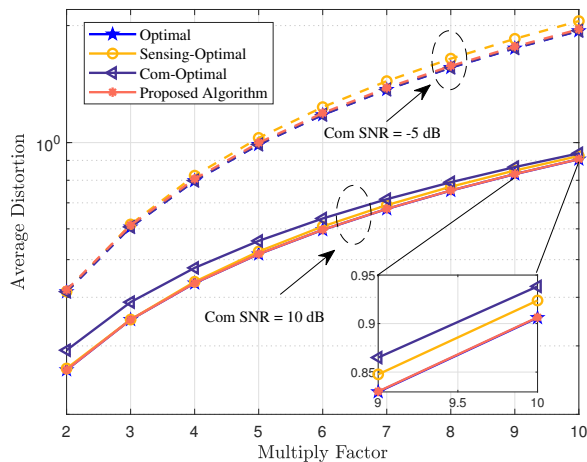


Fig. 9. The impact of the state variances on the SAS performance, $\text{SNR}_s = 5$ dB, $N_t = M_c = M_s = 2$.

as a benchmark for comparing the superiority of our method. Accordingly, the numbers of the Tx and S&C Rx antennas are set by $N_t = M_c = M_s = 2$.

Fig. 8 illustrates the impact of sensing channel quality on the achievable average distortion. The sensing SNRs vary from 0 dB to 20 dB with a spacing 2 dB. Besides the global optimal benchmark, the S&C optimal waveform schemes refer to the solutions that minimize the MMSE in (48) and maximize the channel capacity in (52), respectively. At a glance, we observe that the achievable average distortion decreases with increasing sensing channel SNRs. Furthermore, the sensing-optimal scheme is preferable for acquiring accurate target information when the communication channel is sufficiently good at $\text{SNR}_c = 5$ dB. However, the sensing-optimal scheme may cause significant performance degradation as the communication SNR decreases. Particularly, the sensing-optimal curve even tends to be flat at $\text{SNR}_c = -5$ dB, implying that a poor communication channel severely limits performance improvement. This clearly highlights the unique tradeoff between S&C processes in SDAS systems. Finally, it is worth noting that the proposed algorithm achieves satisfactory performance compared to the global optimal solution.

In Fig. 9, we investigate the impact of state variances on the achievable average distortion in the MIMO systems. The state variances are scaled by a factor ranging from 2 to 10. Two interesting observations emerge. 1) For small state variances, the global optimal scheme coincides with the sensing-optimal scheme at $\text{SNR}_c = 10$ dB. However, both the S&C-optimal schemes experience performance degradation as state variances increase. 2) When the communication channel quality is insufficient at $\text{SNR}_c = -5$ dB, the global optimal scheme tends towards the communication-optimal scheme to enhance communication capabilities. As state variances increase, the performance degradation of the sensing-optimal scheme becomes more significant. Nevertheless, our proposed algorithm can effectively balance the S&C processes, resulting in improved average distortion.

2) *Waveform design for general MIMO cases:* Subsequently, we extend the results to high-dimensional matrix

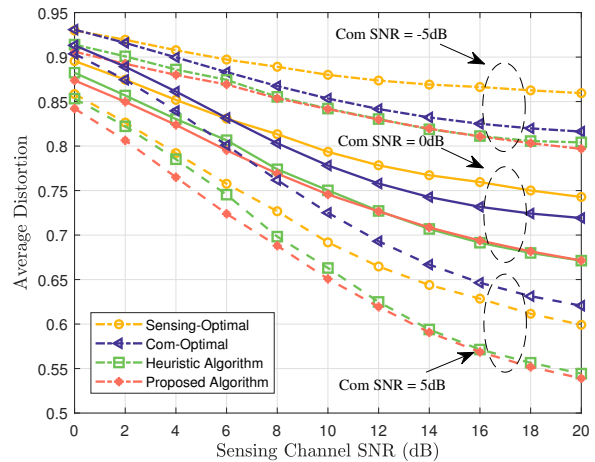


Fig. 10. The average distortion versus sensing channel SNRs for various methods, $N_t = 10$, $M_s = 2$, $M_c = 5$.

scenarios, where the number of Tx antennas is $N_t = 10$, and the numbers of S&C Rx antennas are $M_s = 2$ and $M_c = 5$, respectively. The state covariance matrix $\mathbf{\Sigma}_s$ is randomly generated as an $N_t \times N_t$ Hermitian matrix. It is worth noting that obtaining the global optimal solution is challenging due to the highly coupled S&C processes. For comparison purposes, we provide the results of the Heuristic algorithm proposed in [18], whose formulation is given by

$$\begin{aligned} \max_{\mathbf{R}_x} \quad & \beta I(\mathbf{Y}; \mathbf{X} | \mathbf{H}_c) + (1 - \beta) I(\mathbf{Z}; \mathbf{H}_s | \mathbf{X}) \\ \text{subject to} \quad & \text{Tr}(\mathbf{R}_x) \leq P_T, \end{aligned} \quad (57)$$

where $I(\mathbf{Z}; \mathbf{H}_s | \mathbf{X}) = \log \det \left(\frac{1}{\sigma_s^2} \mathbf{\Sigma}_s \mathbf{R}_x + \mathbf{I}_{N_t} \right)$ is defined by sensing MI and $I(\mathbf{Y}; \mathbf{X} | \mathbf{H}_c)$ is defined in (52). The weighted factor β takes values over the interval $[0, 1]$ with L grid points. In our simulations, L is set to be 11.

Fig. 10 illustrates the average distortions versus sensing channel SNRs for various waveform design schemes. It can be observed that the proposed algorithm outperforms its counterparts. Similar trends to those shown in Fig. 8 for the 2-D case are also noticeable. Besides, we can observe that the proposed ISAC waveform design achieves significantly greater performance gains in high-dimensional scenarios.

Fig. 11 and Fig. 12 demonstrate the influence of S&C Rx antennas on average distortion across various waveform design schemes. Fig. 11 exhibits a linear increase in average distortion with the addition of sensing Rx antennas. The linearity feature is consistent with the Kronecker product form in assumption 2. Moreover, regarding the TRM estimation, an increase in sensing Rx antennas necessitates more channel information to be estimated, leading to a larger average distortion.

In contrast, Fig. 12 shows a declining trend in average distortion as the number of communication Rx antennas increases. This performance improvement is attributed to enhanced communication channel capacity facilitated by multiple Rx antenna gain, thereby improving overall system performance. Additionally, under the communication-optimal scheme, there is a gradual performance degradation as channel capacity increases. This trend arises because improving sens-

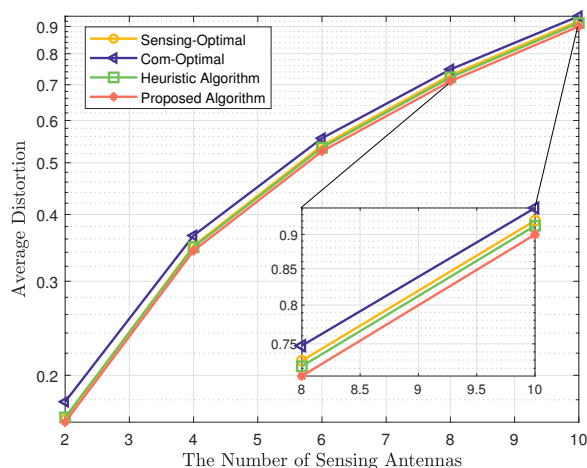


Fig. 11. The average distortion versus the number of sensing Rx antennas, $N_t = 10$, $M_c = 5$, $\text{SNR}_s = 0$ dB, $\text{SNR}_c = 10$ dB.

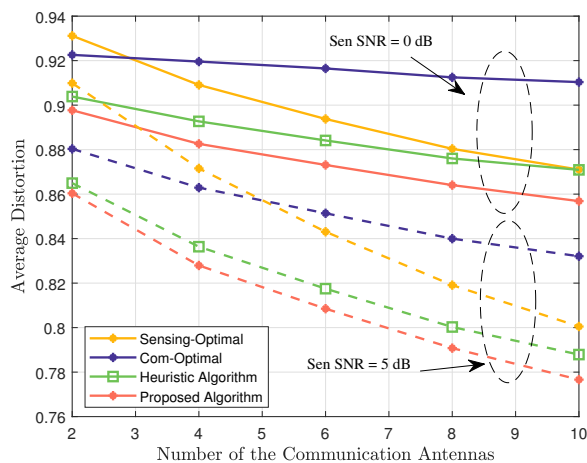


Fig. 12. The average distortion versus the number of communication Rx antennas, $N_t = 10$, $M_s = 2$, $\text{SNR}_c = 0$ dB.

ing performance becomes critical in scenarios with excessive communication channel capacity. Once again, the proposed ISAC waveform design method is superior to the other counterparts in all scenarios.

VII. CONCLUSION

In this paper, we delve into the dual-functional signaling strategy for simultaneous sensing data acquisition and sharing (SDAS) systems across three primary aspects. Firstly, we develop a modified source-channel separation theorem tailored (MSST) for SDAS systems under the condition of separable distortion metric. We elucidate the operational meaning of the proposed MSST from the perspective of coding theory. Secondly, we develop an input distribution optimization scheme for SDAS systems under scalar channels, which minimizes the SDAS distortion while adhering to the MSST constraint. We determine the optimal distribution, balancing between the conventional communication-optimal (Gaussian distribution) and sensing-optimal (2-ary pulse amplitude modulation) schemes. Thirdly, we propose an ISAC waveform design method for Gaussian signaling in MIMO SDAS systems, where a suc-

cessive convex approximation algorithm is conceived to solve for the optimal covariance matrix. Simulation results show the unique performance tradeoff between the sensing and communication processes.

REFERENCES

- [1] F. Dong, F. Liu, S. Liu, Y. Xiong, W. Yuan, and Y. Cui, "Fundamental limits of communication-assisted sensing in ISAC systems," *accepted by IEEE International Symposium on Information Theory (ISIT)*, 2024.
- [2] J. Wu, Y. Yang, W. Yuan, W. Liu, J. Wang, T. Mao, L. Zhou, Y. Cui, F. Liu, G. Sun *et al.*, "Low-altitude wireless networks: A survey," *arXiv preprint arXiv:2509.11607*, 2025.
- [3] J. Mu, R. Zhang, Y. Cui, N. Gao, and X. Jing, "Uav meets integrated sensing and communication: Challenges and future directions," *IEEE Communications Magazine*, vol. 61, no. 5, pp. 62–67, 2023.
- [4] K. Meng, Q. Wu, J. Xu, W. Chen, Z. Feng, R. Schober, and A. L. Swindlehurst, "Uav-enabled integrated sensing and communication: Opportunities and challenges," *IEEE Wireless Communications*, vol. 31, no. 2, pp. 97–104, 2024.
- [5] J. Wu, Q.-S. Jia, K. H. Johansson, and L. Shi, "Event-based sensor data scheduling: Trade-off between communication rate and estimation quality," *IEEE Transactions on Automatic Control*, vol. 58, no. 4, pp. 1041–1046, 2013.
- [6] V. Kostina and B. Hassibi, "Rate-cost tradeoffs in scalar lqg control and tracking with side information," in *2018 56th Annual Allerton Conference on Communication, Control, and Computing (Allerton)*, 2018, pp. 421–428.
- [7] X. Gao, E. Akyol, and T. Başar, "Optimal communication scheduling and remote estimation over an additive noise channel," *Automatica*, vol. 88, pp. 57–69, 2018.
- [8] X. Ren, J. Wu, K. H. Johansson, G. Shi, and L. Shi, "Infinite horizon optimal transmission power control for remote state estimation over fading channels," *IEEE Transactions on Automatic Control*, vol. 63, no. 1, pp. 85–100, 2018.
- [9] X. Jing, F. Liu, C. Masouros, and Y. Zeng, "Isac from the sky: Uav trajectory design for joint communication and target localization," *IEEE Transactions on Wireless Communications*, vol. 23, no. 10, pp. 12 857–12 872, 2024.
- [10] Z. Lyu, G. Zhu, and J. Xu, "Joint maneuver and beamforming design for uav-enabled integrated sensing and communication," *IEEE Transactions on Wireless Communications*, vol. 22, no. 4, pp. 2424–2440, 2023.
- [11] K. Meng, Q. Wu, S. Ma, W. Chen, K. Wang, and J. Li, "Throughput maximization for uav-enabled integrated periodic sensing and communication," *IEEE Transactions on Wireless Communications*, vol. 22, no. 1, pp. 671–687, 2023.
- [12] A. Khalili, A. Rezaei, D. Xu, F. Dressler, and R. Schober, "Efficient uav hovering, resource allocation, and trajectory design for isac with limited backhaul capacity," *IEEE Transactions on Wireless Communications*, vol. 23, no. 11, pp. 17 635–17 650, 2024.
- [13] T. Wang, A. Cano, G. B. Giannakis, and J. N. Laneman, "High-performance cooperative demodulation with decode-and-forward relays," *IEEE Transactions on Communications*, vol. 55, no. 7, pp. 1427–1438, 2007.
- [14] C. S. Patel and G. L. Stuber, "Channel estimation for amplify and forward relay based cooperation diversity systems," *IEEE Transactions on Wireless Communications*, vol. 6, no. 6, pp. 2348–2356, 2007.
- [15] F. Gao, R. Zhang, and Y.-C. Liang, "Optimal channel estimation and training design for two-way relay networks," *IEEE Transactions on Communications*, vol. 57, no. 10, pp. 3024–3033, 2009.
- [16] S. Zhang, F. Gao, and C.-X. Pei, "Optimal training design for individual channel estimation in two-way relay networks," *IEEE Transactions on Signal Processing*, vol. 60, no. 9, pp. 4987–4991, 2012.
- [17] F. Dong, F. Liu, S. Lu, W. Yuan, Y. Cui, Y. Xiong, and F. Gao, "Waveform design for communication-assisted sensing in 6G perceptive networks," in *2023 IEEE/CIC International Conference on Communications in China (ICCC)*, 2023, pp. 1–6.
- [18] F. Dong, F. Liu, S. Lu, Y. Xiong, Q. Zhang, Z. Feng, and F. Gao, "Communication-assisted sensing in 6g networks," *IEEE Journal on Selected Areas in Communications*, vol. 43, no. 4, pp. 1371–1386, 2025.
- [19] M. Kobayashi, G. Caire, and G. Kramer, "Joint state sensing and communication: Optimal tradeoff for a memoryless case," in *2018 IEEE International Symposium on Information Theory (ISIT)*, 2018, pp. 111–115.

- [20] M. Ahmadipour, M. Kobayashi, M. Wigger, and G. Caire, "An information-theoretic approach to joint sensing and communication," *IEEE Transactions on Information Theory*, vol. 70, no. 2, pp. 1124–1146, 2024.
- [21] X. Li, Y. Chen, V. C. Andrei, A. Djuhera, U. J. Mönich, and H. Boche, "A simultaneous decoding approach to joint state and message communications," *IEEE Journal on Selected Areas in Communications*, vol. 44, pp. 107–120, 2026.
- [22] Y. Xiong, F. Liu, Y. Cui, W. Yuan, T. X. Han, and G. Caire, "On the fundamental tradeoff of integrated sensing and communications under gaussian channels," *IEEE Transactions on Information Theory*, vol. 69, no. 9, pp. 5723–5751, 2023.
- [23] A. Liu, Z. Huang, M. Li, Y. Wan, W. Li, T. X. Han, C. Liu, R. Du, D. K. P. Tan, J. Lu, Y. Shen, F. Colone, and K. Chetty, "A survey on fundamental limits of integrated sensing and communication," *IEEE Communications Surveys & Tutorials*, vol. 24, no. 2, pp. 994–1034, 2022.
- [24] T. Berger, *Rate Distortion Theory: A Mathematical Basis for Data Compression (Information and System Science Series)*. Englewood Cliffs, NJ: Prentice-Hall, 1971.
- [25] H. Viswanathan and T. Berger, "The quadratic Gaussian CEO problem," *IEEE Transactions on Information Theory*, vol. 43, no. 5, pp. 1549–1559, 1997.
- [26] Y. Oohama, "Indirect and direct Gaussian distributed source coding problems," *IEEE Transactions on Information Theory*, vol. 60, no. 12, pp. 7506–7539, 2014.
- [27] V. Kostina and S. Verdú, "Nonasymptotic noisy lossy source coding," *IEEE Transactions on Information Theory*, vol. 62, no. 11, pp. 6111–6123, 2016.
- [28] K. Eswaran and M. Gastpar, "Remote source coding under Gaussian noise: Dueling roles of power and entropy power," *IEEE Transactions on Information Theory*, vol. 65, no. 7, pp. 4486–4498, 2019.
- [29] Z. Goldfeld and Y. Polyanskiy, "The information bottleneck problem and its applications in machine learning," *IEEE Journal on Selected Areas in Information Theory*, vol. 1, no. 1, pp. 19–38, 2020.
- [30] A. Zaidi, I. Estella-Aguerrí, and S. Shamaï (Shitz), "On the information bottleneck problems: Models, connections, applications and information theoretic views," *Entropy*, vol. 22, no. 2, pp. 1–36, 2020.
- [31] S. Rini, A. Kipnis, R. Song, and A. J. Goldsmith, "The compress-and-estimate coding scheme for Gaussian sources," *IEEE Transactions on Wireless Communications*, vol. 18, no. 9, pp. 4344–4356, 2019.
- [32] M. Thomas and A. T. Joy, *Elements of information theory*. Wiley Interscience, 2006.
- [33] R. W. Yeung, *Information theory and network coding*. Springer Science & Business Media, 2008.
- [34] X. Li, V. C. Andrei, A. Djuhera, U. J. Mönich, and H. Boche, "An analysis of capacity-distortion trade-offs in memoryless ISAC systems," *arXiv preprint arXiv:2402.17058*, 2024.
- [35] B. Tang and J. Li, "Spectrally constrained MIMO radar waveform design based on mutual information," *IEEE Transactions on Signal Processing*, vol. 67, no. 3, pp. 821–834, 2019.
- [36] Y. Yang, R. S. Blum, Z. He, and D. R. Fuhrmann, "MIMO radar waveform design via alternating projection," *IEEE Transactions on Signal Processing*, vol. 58, no. 3, pp. 1440–1445, 2010.
- [37] S. M. Kay, *Fundamentals of statistical signal processing: Estimation theory*. Englewood Cliffs, NJ: Prentice-Hall, 1993.
- [38] J. Liu, S. Shao, W. Zhang, and H. V. Poor, "An indirect rate-distortion characterization for semantic sources: General model and the case of gaussian observation," *IEEE Transactions on Communications*, vol. 70, no. 9, pp. 5946–5959, 2022.
- [39] M. Grant and S. Boyd, "CVX: Matlab software for disciplined convex programming, version 2.2., 2020," Available: <http://cvxr.com/cvx>.