

THE ADEMAMIX OPTIMIZER: BETTER, FASTER, OLDER

Matteo Pagliardini[†]
EPFL

Pierre Ablin
Apple

David Grangier
Apple

ABSTRACT

Momentum based optimizers are central to a wide range of machine learning applications. These typically rely on an Exponential Moving Average (EMA) of gradients, which decays exponentially the present contribution of older gradients. This accounts for gradients being local linear approximations which lose their relevance as the iterate moves along the loss landscape. This work questions the use of a single EMA to accumulate past gradients and empirically demonstrates how this choice can be sub-optimal: a single EMA cannot simultaneously give a high weight to the immediate past, and a non-negligible weight to older gradients. Building on this observation, we propose AdEMAMix, a simple modification of the Adam optimizer with a mixture of two EMAs to better take advantage of past gradients. Our experiments on language modeling and image classification show—quite surprisingly—that gradients can stay relevant for tens of thousands of steps. They help to converge faster, and often to lower minima: e.g., a 1.3B parameter AdEMAMix LLM trained on 101B tokens performs comparably to an AdamW model trained on 197B tokens (+95%). Moreover, our method significantly slows-down model forgetting during training. Our work motivates further exploration of different types of functions to leverage past gradients, beyond EMAs.

1 INTRODUCTION

With large neural networks, deep-learning has revolutionized numerous fields, such as computer vision and natural language processing. At the heart of this paradigm lies the challenge of optimizing complex, non-convex loss functions using noisy gradient estimates. This optimization process is typically carried out using variants of Stochastic Gradient Descent (SGD) (Robbins & Monro, 1951) or adaptive methods such as Adam and AdamW (Kingma & Ba, 2015; Loshchilov & Hutter, 2019), which have become ubiquitous in training state-of-the-art models (Devlin et al., 2019; Brown et al., 2020; Dosovitskiy et al., 2021a; Radford et al., 2021; Zhai et al., 2022; Dehghani et al., 2023; Touvron et al., 2023; Dubey et al., 2024).

A key component in many of these iterative optimization algorithms is momentum, which has long been shown to accelerate convergence (Nemirovskii & Nesterov, 1985) and often leads to solutions with superior generalization properties (Sutskever et al., 2013). By accumulating gradient vectors over successive optimization steps, momentum helps overcome small local variations of the loss landscape, potentially escaping shallow local minima, and accelerate in plateau regions (Qian, 1999; Ruder, 2016; Goh, 2017). Both SGD with momentum (SGD+M) and Adam incorporate momentum under the form of Exponential Moving Averages (EMAs) of past gradients $\mathcal{G}^T = \{\mathbf{g}^{(0)}, \dots, \mathbf{g}^{(T)}\}$:

$$\text{EMA}(\beta, \mathcal{G}^T) \triangleq \beta \cdot \text{EMA}(\beta, \mathcal{G}^{(T-1)}) + (1 - \beta)\mathbf{g}^{(T)} = \sum_{i=0}^T \beta^i (1 - \beta)\mathbf{g}^{(T-i)}. \quad (\text{EMA})$$

Two considerations support the use of EMAs. From a practical standpoint, the recursive formula of EMA allows for efficient implementations, which do not require maintaining a buffer of past gradients. From a theoretical standpoint, gradient descent with momentum leads to optimal convergence rates for quadratics (Polyak, 1964; Nesterov, 1983). However, those results do not guarantee any optimality for general non-quadratic cases (Goujaud et al., 2023).

The use of momentum in optimization is grounded in the varying nature of gradients. As local linear approximations of the loss landscape, their information can quickly become outdated as the

[†]Work done while interning at Apple.

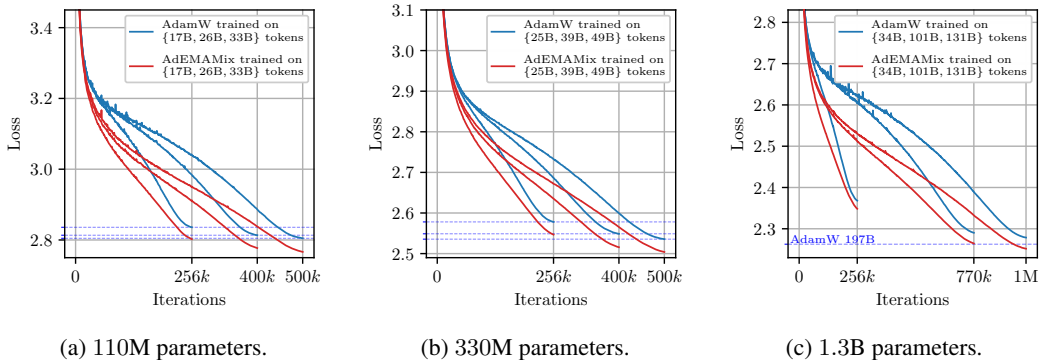


Figure 1: Comparing AdamW and AdEMAMix on language modeling. In (a,b,c), we plot the loss obtained using AdamW and AdEMAMix (our optimizer) to train Transformer models of various sizes on the Redpajama dataset. In (a), we train multiple baselines for 256k, 400k, and 500k iterations, resulting in processing from 17B to 33B tokens. Two AdamW runs with different number of iterations look very different as we use a cosine-decay for the learning rate. We compare those baselines to training AdEMAMix for 256k iterations. We observe that our method reaches a similar loss as an AdamW model trained on nearly twice the number of tokens. Analogous comparisons can be derived from (b) and (c). Notably, in (c), a 1.3B parameter AdEMAMix model trained on 101B tokens performs comparably to an AdamW model trained on 197B tokens (95% more, blue horizontal line). See § 4.1 and App. B.1 for a detailed description of our experimental setup, including hyperparameters.

optimization process progresses (Pascanu et al., 2013). For this reason, practitioners typically employ moderate momentum values (i.e. $\beta \approx 0.8$ or 0.9), effectively creating a moving average of recent gradients while discarding older information. Selecting larger β values seems counter-intuitive, as it would suggest that older gradients maintain their relevance over extended periods of training. While it is tempting to see the use of small β s as a confirmation of the limited temporal relevance of gradients, our work reveals instead that older gradients can efficiently be used. When we increase β , we decrease the relative importance of recent gradients, and the iterate now fails to respond to local changes in the loss landscape. We observe that a single EMA cannot both give a significant weight to recent gradients, and give a non-negligible weight to older gradients (see Fig. 3a). However, a linear combination between a “fast-changing” (e.g. $\beta = 0.9$) and a “slow-changing” (e.g. $\beta = 0.9999$) EMA allows the iterate to benefit from (i) the great speedup provided by the larger (slow-changing) momentum, while (ii) still being reactive to small changes in the loss landscape (fast-changing). More precisely, we find the following statement to convey an important intuition behind this approach:

While changing the direction of the slow momentum is difficult, any adjustment orthogonal to that direction is easy—which favors fast progress in sinuous canyon-like landscapes.

A toy illustration of this can be seen in Fig. 2. Based on this idea, we propose AdEMAMix (**Ad**aptive **EMA** **Mixture**), a novel Adam based optimizer which successfully leverages very old gradients to reach better solutions.

Contributions. Our contributions can be summarized as follows:

- We propose AdEMAMix, a novel optimizer which better leverages past gradients by avoiding a common pitfall of EMA-based optimizers (see § 3).
- We empirically demonstrate the superiority of our method over Adam by training ViT and language models (Transformers and Mamba) of up to 1.3B parameters (see § 4). In addition, we show gains from switching mid-training from Adam to AdEMAMix (see Fig. 5).
- We show AdEMAMix forgets the training data at a slower pace when compared to Adam (see Fig. 4).
- More broadly, our findings contribute to a deeper understanding of the optimal balance between using historical gradients and adapting to the rapidly changing loss landscape. Our work invites further research in methods combining old and recent gradients, beyond EMAs.

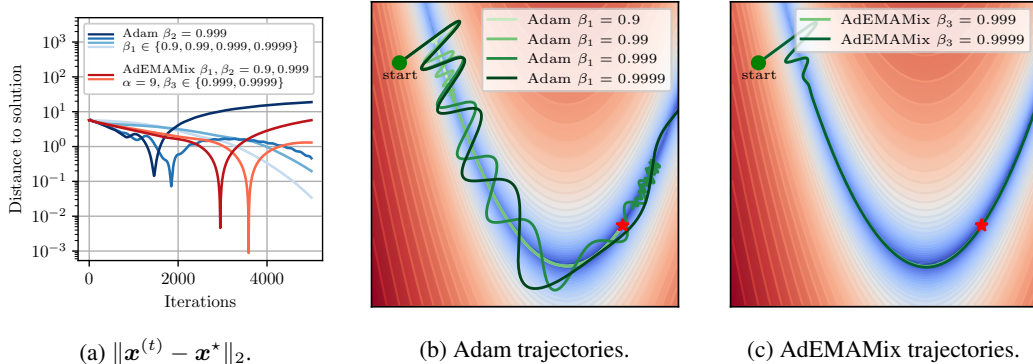


Figure 2: **Comparing Adam and AdEMAMix on the Rosenbrock function.** Starting from $\mathbf{x}^{(0)} = [-3, 5]$, we minimize the Rosenbrock function $f(x_1, x_2) = (1 - x_1)^2 + 100(x_2 - x_1^2)^2$. The global minimum (\star) is $\mathbf{x}^\star = [1, 1]$. We use $\beta_2 = 0.999$ for Adam and $(\beta_1, \beta_2, \alpha) = (0.9, 0.999, 9)$ for AdEMAMix (see § 3). We reduce the learning rate for AdEMAMix to compensate for the influence of α . We do a sweep over β_1 (resp. β_3) for Adam (resp. for AdEMAMix). In (b), When Adam’s β_1 is small (e.g. 0.9), the iterates do not oscillate but convergence is slow. Increasing β_1 makes the iterates move faster but with large oscillations. In contrast, for AdEMAMix in (c), we observe that despite β_3 being large, the iterates moves fast and without oscillations. This results in reaching better solutions faster as can be seen in (a).

2 RELATED WORK

Works on understanding momentum. From the seminal work of Polyak (1964), many publications analyzed the effect of gradient descent + momentum (GD+M) in both convex and non-convex settings (Ghadimi et al., 2015; Flammarion & Bach, 2015; Kidambi et al., 2018; Defazio, 2020; Sebbouh et al., 2021). While the acceleration in the noise-free setting has been long theorized for convex functions, several publications indicate this effect might not necessarily extend to stochastic settings (Yuan et al., 2016; Kidambi et al., 2018; Leclerc & Madry, 2020), emphasizing instead a link between momentum and effective learning rate. Recent work have been seeking to understand the impact of momentum on generalization through studying the implicit bias of momentum methods (Ghosh et al., 2023; Papazov et al., 2024), exposing a preference of SGD+M for lower norm solutions. Those further exposed a link between higher momentum and higher effective learning rate and higher variance reduction. Despite the volume of prior work on the subject, our understanding of momentum methods in non-convex stochastic settings is still incomplete (Yuan et al., 2016). Oscillatory behaviours, and the sometimes ambiguous effect of variance on optimization render the analysis tedious. From a theoretical standpoint, our work raises several questions. First, given that we gain from averaging very old gradients, what can it reveal of the loss landscape and the consistency of one batch’s gradient during training? Second, would our approach not decrease the variance up to a point that is harming generalization (Ghosh et al., 2023)? While no answer to those questions is given in this work, we provide a toy justification which indicates that large momentums can have a positive impact in noise-free non-convex settings (see Fig. 2)—indicating the improvement of our approach is at least partially explainable without considering variance-reduction effects. We moreover expose a link between momentum and forgetting the training data (see Fig. 4), which to our knowledge is novel.

Works on deep-learning optimizers. Despite the popularity of Adam and AdamW (Kingma & Ba, 2015; Loshchilov & Hutter, 2019) in training deep neural networks, optimizer design is a rich field of research and we focus on a few of the works most relevant to this study. Adafactor (Shazeer & Stern, 2018) improves Adam’s memory efficiency by factorizing the second moment estimate. Lamb (You et al., 2020) extends Adam by adding layerwise normalized updates. Chen et al. (2023a) use algorithm discovery to derive the Lion optimizer. Contrary to Adam, Lion uses a single momentum term and the sign function to produce updates with the same magnitude across dimensions. Interestingly, Chen et al. (2023a) also report better scores are obtained when using a slightly larger momentum term ($\beta = 0.99$). In this work we show how increasing the momentum well beyond this value can still be beneficial. See App. C.3.2 for a detailed comparison between AdEMAMix and Lion. Recently,

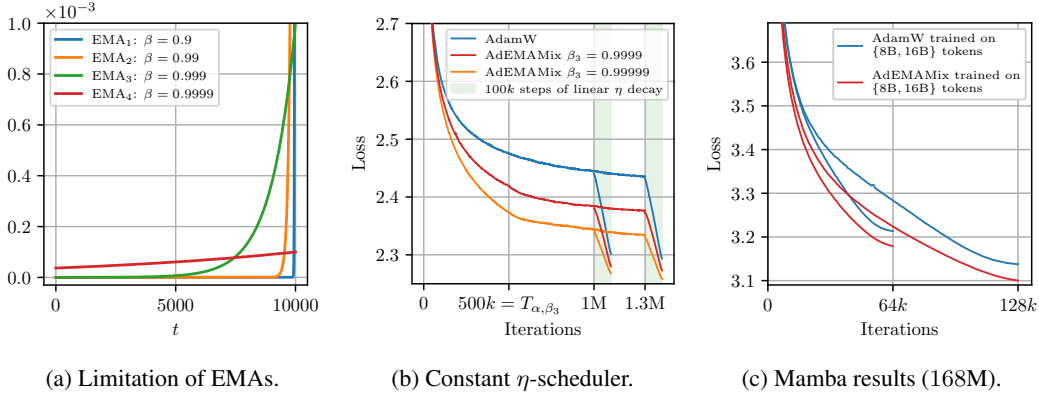


Figure 3: Limitation of EMAs, constant η -scheduler, & Mamba results. In (a), we plot the weights w_t —for each past gradient g_t —given by different EMAs after $10k$ steps. For a given β , $\text{EMA}(\beta, \mathbf{g}^{(0)}, \dots, \mathbf{g}^{(T)}) = \sum_{i=0}^T \beta^i (1 - \beta) \mathbf{g}^{(T-i)}$, which decays the contribution of past gradients exponentially. A small β (e.g. 0.9) will give a high weight to the immediate past and negligible weights to older timesteps. In contrast, a high β (e.g. 0.9999) is giving a relatively uniform, yet non-negligible weight to all gradients. No β value can simultaneously give a high weight to the immediate past and a non-negligible weight to very old timesteps. In (b), we train multiple 1.3B language models using $3k$ steps of warmup and then a constant learning rate $\eta = 10^{-4}$. This allows us to observe the gap between AdamW and AdEMAMix without the cosine decay as a confounder. We still use schedulers for α and β_3 with $T_{\alpha, \beta_3} = 500k$, $\alpha = 5$. Similar to Zhai et al. (2022); Hu et al. (2024); Hägele et al. (2024), we decay the learning rate linearly at $t = 1\text{M}$ and $t = 1.3\text{M}$. The loss-gap between AdamW and AdEMAMix increases at first, and then remains constant. AdEMAMix still outperforms AdamW after decaying the learning rate. See App.C.1.7 to see the impact of the linear decay duration. In (c), we train 168M parameter Mamba models, showing how AdEMAMix’s performances can generalize outside of the Transformer architecture.

Liu et al. (2023) introduced Sophia, a scalable second-order optimizer designed for LLM training. Sophia uses a Hessian-based pre-conditioner which better normalizes the step size, penalizing steps in high curvature direction and accelerating in low curvature directions. Understanding in which circumstances those novel optimizers bring improvements is still being investigated (Kaddour et al., 2023), and Adam’s dominance remains mostly unchallenged.

Works incorporating an additional momentum term. Lee et al. (2024) introduce Grokfast, which uses a pre-filtering step on the gradient to amplify the low frequencies and help solve grokking. When combined with Adam, it effectively applies the Adam’s EMAs on top of another gradient averaging method (e.g. EMA for Grokfast-EMA). Somewhat similarly, Chen et al. (2023b) refer to the Double EMA (DEMA) used in some finance applications (Mulloy, 1994) as one motivation for their AdMeta optimizer. Our motivation behind AdEMAMix is to combine both a high sensitivity to the recent gradients as well as incorporating very distant gradient, in this respect, using nested EMAs is not the right candidate as it reduces the influence of recent gradients. A more detailed review of AdMeta and DEMA is in App. C.3.1.

Works on distributed optimization. Perhaps surprisingly, recent work on distributed optimization—DiLoCo and SlowMo (Douillard et al., 2023; Wang et al., 2020)—are relevant to our work. N workers $\theta_1^{(t)}, \dots, \theta_N^{(t)}$ are trained independently for K steps (e.g. $K = 500$). Every K steps, the delta updates $\{\Delta\theta_i\}_{i=1}^N \triangleq \{\theta_i^{(t+K)} - \theta_i^{(t)}\}_{i=1}^N$ are averaged and applied to each worker using an outer optimizer with momentum β : $\theta_i^{(t+K)} = \theta_i^{(t)} - \eta \cdot \text{Opt}(\frac{1}{N} \sum_i \Delta\theta_i, \beta)$. The application of the outer momentum every 500 steps increases the importance of old gradients in the optimization trajectory. We believe this observation might in parts explain the strong results provided by those methods, and further motivated our work.

3 OUR METHOD: ADEMAMIX

Setup & notations. Let $\mathcal{L}_\theta : \mathcal{X} \mapsto \mathbb{R}$ be a loss function parameterized by θ , and mapping inputs $x \in \mathcal{X}$ to \mathbb{R} . Given a sampled batch x , let $\mathbf{g} = \nabla_\theta \mathcal{L}_\theta(x)$ be a stochastic gradient of the loss w.r.t. θ . To minimize the empirical loss, the Adam optimizer (Kingma & Ba, 2015) relies on first and second moments, resp. \mathbf{m} and ν , estimated via two EMAs parametrized by $(\beta_1, \beta_2) \in [0, 1]^2$. A weight-decay parameter $\lambda \in \mathbb{R}^+$ is often used as in Loshchilov & Hutter (2019):

$$\begin{cases} \mathbf{m}^{(t)} = \beta_1 \mathbf{m}^{(t-1)} + (1 - \beta_1) \mathbf{g}^{(t)}, & \hat{\mathbf{m}}^{(t)} = \frac{\mathbf{m}^{(t)}}{1 - \beta_1^t} \\ \nu^{(t)} = \beta_2 \nu^{(t-1)} + (1 - \beta_2) \mathbf{g}^{(t)2}, & \hat{\nu}^{(t)} = \frac{\nu^{(t)}}{1 - \beta_2^t} \\ \theta^{(t)} = \theta^{(t-1)} - \eta \left(\frac{\hat{\mathbf{m}}^{(t)}}{\sqrt{\hat{\nu}^{(t)} + \epsilon}} + \lambda \theta^{(t-1)} \right). \end{cases} \quad (\text{AdamW})$$

With $t > 0$ being the timestep, η being the learning rate, and ϵ a small constant. Initially $\mathbf{m}^{(t=0)} = \nu^{(t=0)} = \mathbf{0}$. To prevent the bias induced by the initial $\mathbf{m}^{(t=0)}$ and $\nu^{(t=0)}$, the outputs of the two EMAs are corrected into $\hat{\mathbf{m}}^{(t)}$ and $\hat{\nu}^{(t)}$. Those are used to compute the final weight update, scaled by the learning rate.

How far to look into the past? A typical value for β_1 is 0.9. Fig. 3a shows the weights given to past gradients for different values of β . The larger the β , the more uniform the average is. To put this in perspective—observing that $\sum_{i=0}^{\infty} \beta^i (1 - \beta) = 1$ for $\beta \in [0, 1[$ —the number of successive previous steps receiving a cumulative weight of 0.5, is $t_{half} = \frac{\ln(0.5)}{\ln(\beta)} - 1$. For $\beta = 0.9$, $t_{half} \approx 6$, meaning that half of the weight is given to the previous six gradients. This observation can also be extended to SGD with e.g. polyak or nesterov momentums (Polyak, 1964; Nesterov, 1983), which typically relies on similar β values. The value of β_1 is rarely increased beyond ~ 0.9 . In our experiments with AdamW, increasing β_1 further degraded the performance (see App. C.1.6). Does this mean older gradients are outdated? We show that this is not the case, rather, increasing beta is reducing the sensitivity to recent gradients too much. We design AdEMAMix such that the sensitivity to recent gradients is kept, while also incorporating information from much older gradients using an additional momentum term. This allows for the use of much larger β values e.g. 0.9999. To compare, for $\beta = 0.9999$, $t_{half} \approx 6,930$, spreading half of the mass over the previous 6,930 past gradients.

AdEMAMix. To keep a high sensitivity to recent gradients, while also incorporating information from older gradients, we add a second EMA (changes compared to AdamW are in Blue):

$$\begin{cases} \mathbf{m}_1^{(t)} = \beta_1 \mathbf{m}_1^{(t-1)} + (1 - \beta_1) \mathbf{g}^{(t)}, & \hat{\mathbf{m}}_1^{(t)} = \frac{\mathbf{m}_1^{(t)}}{1 - \beta_1^t} \\ \mathbf{m}_2^{(t)} = \beta_3 \mathbf{m}_2^{(t-1)} + (1 - \beta_3) \mathbf{g}^{(t)} \\ \nu^{(t)} = \beta_2 \nu^{(t-1)} + (1 - \beta_2) \mathbf{g}^{(t)2}, & \hat{\nu}^{(t)} = \frac{\nu^{(t)}}{1 - \beta_2^t} \\ \theta^{(t)} = \theta^{(t-1)} - \eta \left(\frac{\hat{\mathbf{m}}_1^{(t)} + \alpha \mathbf{m}_2^{(t)}}{\sqrt{\hat{\nu}^{(t)} + \epsilon}} + \lambda \theta^{(t-1)} \right). \end{cases} \quad (\text{AdEMAMix})$$

In our experiments, while the values of β_1, β_2 remain similar to those of equation AdamW, we often use $\beta_3 = 0.9999$. We find $\alpha \in [4, 10]$ to work well in practice.

Tackling early training instabilities. Early training instabilities are commonplace when training deep models, and empirically motivated the introduction of methods such as learning rate warmup and gradient clipping. Gilmer et al. (2022) show how the use of learning rate warmup can be justified from a curvature perspective; allowing the iterates to move to parts of the optimization landscape where larger learning rates are stable. While we use learning rate warmup in all our experiments, we still noticed AdEMAMix models using a large β_3 would diverge early. This, despite not using bias correction over \mathbf{m}_2 , which lets the momentum buffer fill itself slowly. Those failed runs are characterized by updates of large magnitudes in the early phase of training (see App. C.1.7, Fig. 22). For this reason, we progressively increase the values of β_3 and α using schedulers. For α we use a linear scheduler. A linear scheduler for β_3 would be ill-fitted as the same increment of β_3 have a different impact for different values of β_3 . For instance, observe that an increase of β of $\delta_\beta = 0.0001$ barely increases the t_{half} for $\beta = 0.9$, while $0.999 \rightarrow 0.999 + \delta_\beta$ increases the t_{half} of 77. For this reason, we design the β_3 scheduler to *increase t_{half} linearly* (see App. A.1 for a derivation of that

scheduler). The two schedulers are summarized below:

$$\alpha^{(t)} = f_\alpha(t, \alpha, T_\alpha) = \min\left(\frac{t\alpha}{T_\alpha}, \alpha\right), \quad (f_\alpha)$$

$$\beta_3^{(t)} = f_{\beta_3}(t, \beta_3, \beta_{start}, T_{\beta_3}) = \min\left(\exp\left(\frac{\ln(\beta_{start}) \ln(\beta_3)}{\left(1 - \frac{t}{T_{\beta_3}}\right) \ln(\beta_3) + \frac{t}{T_{\beta_3}} \ln(\beta_{start})}\right), \beta_3\right). \quad (f_{\beta_3})$$

With T_α and T_{β_3} are resp. the warmup times for $\alpha^{(t)}$ and $\beta_3^{(t)}$ to reach their final and maximal values. In practice we always set those two to the same value: $T_\alpha = T_{\beta_3} = T_{\alpha, \beta_3}$, and we typically use $T_{\alpha, \beta_3} = T$, with T being the total number of iterations. β_{start} is always set to β_1 in our experiments. The use of those schedulers is not always required, especially, we found those have no impact when AdEMAMix is activated later during training (see Fig. 5). The full AdEMAMix optimizer, including the schedulers, is shown in Alg. 1.

Algorithm 1 AdEMAMix optimizer. Differences with AdamW are in blue.

- 1: **Input:** Data distribution \mathcal{D} . Initial model parameters $\theta^{(0)}$. Number of iterations T . Learning rate η . ϵ a small constant. AdamW parameters: β_1, β_2 and λ . **AdEMAMix parameters** β_3, α . **Warmup parameter** T_{α, β_3} , note that we usually set it to T . β_{start} is usually set to β_1 .
 - 2: Initialize timestep: $t \leftarrow 0$
 - 3: Initialize EMAs: $\mathbf{m}_1^{(0)} \leftarrow \mathbf{0}, \mathbf{m}_2^{(0)} \leftarrow \mathbf{0}, \boldsymbol{\nu}^{(0)} \leftarrow \mathbf{0}$
 - 4: **for** $t \in [T]$ **do**
 - 5: $t \leftarrow t + 1$
 - 6: Optional: use schedulers $\eta^{(t)}, \beta_3^{(t)} \leftarrow f_{\beta_3}(t, \beta_3, \beta_{start}, T_{\alpha, \beta_3})$ and $\alpha^{(t)} \leftarrow f_\alpha(t, \alpha, T_{\alpha, \beta_3})$
 - 7: Sample batch: $x \sim \mathcal{D}$
 - 8: Compute gradient: $\mathbf{g}^{(t)} \leftarrow \nabla_{\theta} \mathcal{L}_{\theta^{(t-1)}}(x)$
 - 9: Update the fast EMA \mathbf{m}_1 : $\mathbf{m}_1^{(t)} \leftarrow \beta_1 \mathbf{m}_1^{(t-1)} + (1 - \beta_1) \mathbf{g}^{(t)}$
 - 10: **Update the slow EMA \mathbf{m}_2 : $\mathbf{m}_2^{(t)} \leftarrow \beta_3^{(t)} \mathbf{m}_2^{(t-1)} + (1 - \beta_3^{(t)}) \mathbf{g}^{(t)}$**
 - 11: Update the second moment estimate: $\boldsymbol{\nu}^{(t)} \leftarrow \beta_2 \boldsymbol{\nu}^{(t-1)} + (1 - \beta_2) \mathbf{g}^{(t)2}$
 - 12: Apply bias corrections: $\hat{\mathbf{m}}_1^{(t)} \leftarrow \frac{\mathbf{m}_1^{(t)}}{1 - \beta_1^t}, \hat{\boldsymbol{\nu}}_1^{(t)} \leftarrow \frac{\boldsymbol{\nu}_1^{(t)}}{1 - \beta_2^t}$
 - 13: Update parameters: $\theta^{(t)} \leftarrow \theta^{(t-1)} - \eta^{(t)} \left(\frac{\hat{\mathbf{m}}_1^{(t)} + \alpha^{(t)} \mathbf{m}_2^{(t)}}{\sqrt{\hat{\boldsymbol{\nu}}_1^{(t)} + \epsilon}} + \lambda \theta^{(t-1)} \right)$
 - 14: **end for**
 - 15: **Return** optimized parameters $\theta^{(T)}$
-

Computational overheads. Adding an additional EMA requires additional memory and compute. The added compute is negligible in comparison to what is required for the forward-backward, and has little impact over the total runtime as shown in Fig. 5a. Moreover—when considering larger distributed setups—it is worth noting that AdEMAMix is not increasing communication (gradient reduction) over Adam. Therefore, we expect the runtime overhead of AdEMAMix to shrink in those settings, as data movements occupy a larger fraction of the total runtime. A more significant overhead is in terms of memory, as AdEMAMix requires to allocate \mathbf{m}_2 , which is of the same size as the model parameters θ . We believe this issue is of lesser consequences as Fully-Sharded-Data-Parallellism (Zhao et al., 2023, FSDP) can always be used to distribute the optimizer states across compute nodes. In the cases where memory remains an issue, we see two mitigation strategies. The first one consists in setting $\beta_1 = 0$, which removes entirely the need for \mathbf{m}_1 . We show in App. C.1.4 (Fig. 15b) that this strategy might work, but at the cost of less stable training. The second mitigation strategy is to apply factorization strategies as in Shazeer & Stern (2018); Zhao et al. (2024).

Hyperparameter sensitivity. While we introduce up to four new hyperparameters: $\alpha, \beta_3, T_\alpha$, and T_{β_3} . In practice we always set $T_\alpha = T_{\beta_3} = T_{\alpha, \beta_3}$, and use $T_{\alpha, \beta_3} = T$ in most cases. We show in App. C.1.4 that T_α and T_{β_3} should only be large enough to prevent instabilities early during training. While all of our experiments on language modeling use $\beta_3 = 0.9999$, other values such as 0.999 or even 0.99999 still can outperform the AdamW baseline (see App. C.1.4, Fig. 12). On vision tasks, the scatter plots in Fig. 6 show all the AdEMAMix models trained for those experiments, highlighting how easy it can be to find good α and β_3 values. Overall, we find the ranges of values of α, β_3 and T_{α, β_3} providing improvements over AdamW to be wide. See App. C.1.4 for hyperparameter sweeps.

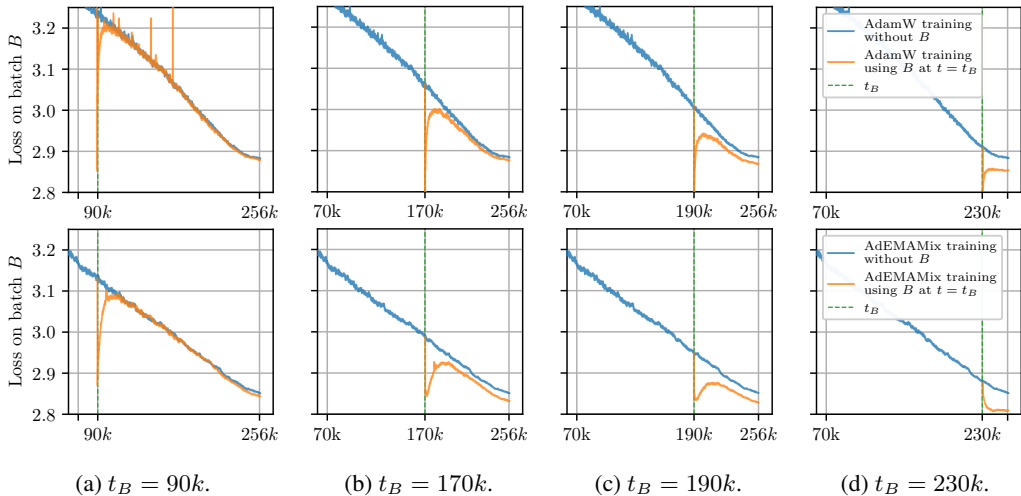


Figure 4: **Measuring forgetting using a held-out batch B .** The top row is for AdamW, the bottom row is for AdEMAMix. We trained one AdamW and AdEMAMix model on a RedPajama dataset *not* containing the batch B , those runs are in blue. We then run multiple experiments where we inject B in the training data at a specific timestep t_B . Those runs are in orange. To inspect how much influence B had when it is injected at t_B , we can observe the evolution of the gap between the blue and the orange curves. For both optimizers, we observe a rapid decrease of the loss on B right after training on B . The sharpness of this decrease in loss is more pronounced for AdamW compared to AdEMAMix. However, when using AdamW, the loss on B then increases faster, which we interpret as the model forgetting B faster. In contrast, the curves for AdEMAMix are smoother, the loss on B goes back up slower, and ultimately B had a bigger impact on the training when using AdEMAMix—as can be seen by looking at the larger gap between the orange and blue curves for the last iteration. Finally, the forgetting behaviour evolve during training, with the later training batches being remembered better. See App. C.1.2 for a more detailed analysis of forgetting as training progresses.

Limitations. AdEMAMix consists in leveraging very old gradients. Therefore, the method is best suited to settings where the number of iterations is important. We report on this effect in App. C.1.5, additionally showing how smaller values of β_3 (e.g. $\beta_3 = 0.999$) can be better for low iterations scenarios. Moreover, retaining gradient information over many thousands steps can pose a problem in domains requiring fast adaptation to a sudden distribution shift, or general cases in which the distribution is non-stationary.

4 RESULTS

In this section we use AdEMAMix to train language models (§ 4.1 and § 4.2) and vision transformers (§ 4.3) ranging from 24M to 1.3B parameters.

4.1 TRANSFORMER LLM TRAINING

Experimental setup. We use a transformer architecture (Vaswani et al., 2017) with learnt positional encoding. All of our experiments are using sequences of 1,024 tokens. We experiment with three sizes of transformers: 110M, 335M, and 1.3B. For the learning rate, we use 3k warmup steps followed by—unless specified—a cosine decay to 10^{-5} . We extensively tuned the hyperparameters for both AdamW and AdEMAMix models (see App. B.1). We use the RedPajama v2 (Computer, 2023) dataset for all of our experiments. We use batch sizes of 64, 96 and 128 for respectively our 110M, 335M, and 1.3B parameter models. Depending on the model, we vary the number of iterations from 256k to 1.5M. For AdEMAMix, we use $\beta_3 = 0.9999$ and $\alpha \in \{5, 8, 10\}$ depending on the model. A full description of the architecture and hyperparameters used is in App. B.1. We train on up to 8 A100 NVIDIA GPUs using data-parallelism.

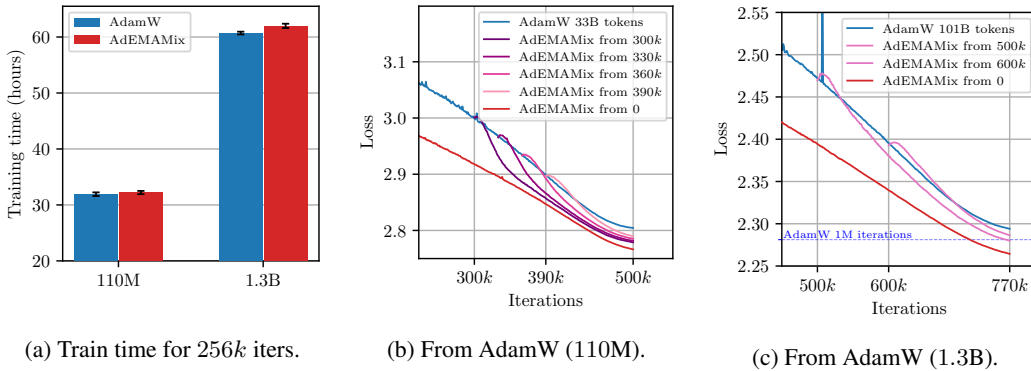


Figure 5: **Training time comparison & starting AdEMAMix from AdamW.** In (a), we compare the time required to train 110M and 1.3B parameter models for 256k iterations. The additional EMA renders AdEMAMix slightly slower than AdamW. However, if we were to train AdamW longer to compensate for this gap, we would only train for an additional 2379 and 5421 iterations for resp. 110M and 1.3B parameter models. Those additional iterations would not be sufficient to close the gap (see Fig. 1). In (b) and (c), we show—for two different model sizes—the effect of switching from AdamW to AdEMAMix during training. AdEMAMix’s additional parameter m_2 is initialized to $\mathbf{0}$, no scheduler is used for α or β_3 . For both model sizes, we observe the loss increases slightly at first before decreasing and outperforming the baseline. In both cases, the earlier AdEMAMix is used, the better the final loss. See App. C.1.7 for results using schedulers.

Why not simply increasing AdamW’s β_1 ? While our toy experiment in Fig. 2 already gives some intuition on why increasing Adam’s β_1 is likely not to have the same effect as having an additional EMA as in AdEMAMix, we verify this intuition by training multiple 110M models using Adam with large $\beta_1 \in \{0.99, 0.999, 0.9999, 0.99999\}$. When we use a large β_1 from the beginning of training, we observe instabilities for larger β_1 values and no $\beta_1 > 0.9$ improves upon the AdamW baseline. One can imagine this to be due to increasing β_1 too early. Therefore, we also modify AdamW and add the same scheduler on β_1 as we use on AdEMAMix’s β_3 . β_1 is now increased steadily over the entire training duration. While this mostly stabilizes the training, none of the experiments outperformed the baseline using $\beta_1 = 0.9$. Moreover, to rule out any effect that could be due to early training instabilities, we run the same experiments starting from a pre-trained AdamW checkpoint trained for 300k iterations. We simply resume training and either increase β_1 suddenly or using a scheduler. Here again—unlike when using AdEMAMix—none of those experiments outperform the baseline. The details of those experiments are available in App. C.1.6. Those experiments show that simply increasing the β_1 value in AdamW is not enough, which justifies our design of AdEMAMix.

Better perplexity for the same number of steps. For all model sizes, all the number of iterations used—ranging from 256k to 1M—, AdEMAMix always outperforms the AdamW baseline. In Fig. 1, we show the validation loss curves for AdamW and AdEMAMix models trained—for each size—on various numbers of tokens. For 110M parameter models, training for 256k iterations gives similar results as training an AdamW model for 500k iterations. The gap between baseline and our method seems to be increasing as we increase the number of iterations. For 1.3B parameter models, training using 770k steps is on par with training the baseline for 1.5M iterations—reaching the same performance with 51% fewer tokens (an economy of 96M tokens). In Fig. 3b, we observe similar improvements when using a constant and then linear decay learning rate scheduler.

Training speed comparison. We measure the time per iteration for all of our experiments. In Fig. 5a we plot the time required to train our 110M and 1.3B parameter models for 256k iterations. We observe that the impact of using an additional EMA on the training speed is negligible. If we were to train new models with a fix time budget, the extra iterations of the baseline would not be sufficient to close the gap. For instance, to match a 110M parameter AdEMAMix model trained for 256k iterations, we need to train an AdamW model for 500k iterations, and the time advantage of AdamW would only allow us to do 2,379 additional iterations. Moreover, as mentioned in § 3, we expect the time overhead to decrease when multi-node training is used, as IOs would become an important bottleneck, and AdEMAMix is not increasing IOs.

Consistency of the gain across token-budgets. In Fig. 1, given that enough tokens have been used w.r.t. the model size, we observe consistent gains across token budgets. It seems our method is able to bring a constant improvement over the baseline. This can be seen more clearly in Fig. 3b, showing results when using a constant learning rate scheduler—which removes the confounder of the cosine learning rate decay. We observe how, after an initial phase in which the gap grows, this gap becomes seemingly constant after a sufficient number of iterations.

Resume from AdamW vs. training AdEMAMix from scratch. So far we trained AdEMAMix models from scratch. We show it is also possible to switch from an AdamW to an AdEMAMix state in the middle of training. When switching to AdEMAMix at step t_{switch} , we initialize $\mathbf{m}_2^{(t_{switch})} = \mathbf{0}$ and replace t by $t - t_{switch}$ in the scheduler equations—if those are used. However, we find that schedulers are not required when resuming training and report results without them in the main paper (see App. C.1.7 for more details). In Fig 5b and Fig.5c, we show that (i) it is possible to improve upon the baseline when activating AdEMAMix later during training, and (ii) the earlier the switch, the larger the gain, with diminishing returns. This indicates that the improvement of AdEMAMix cannot be attributed solely to early training dynamics, but rather, late training dynamics seem to play an important role. This is further corroborated by the reverse experiment—which switches from AdEMAMix to AdamW mid-training and show a performance degradation (see results in App. C.1.3).

AdEMAMix models forget the training data slower. As an attempt to understand the reason for AdEMAMix’s improvements over AdamW, we study how fast a training batch is forgotten after being used during training. We focus on following one specific batch B . We start by removing B from the RedPajama training data and train AdamW and AdEMAMix models. For those runs, B is therefore akin to a batch from the validation set. We measure the loss on B while training. Now we can resume training from various checkpoints, and inject B into the training data at various times t_B . By comparing the two runs—one having trained on B , while the other never saw B —we can visualize how B is learned, and how it is forgotten. After training on B , we expect the loss on B to decrease suddenly and then increase as the model forgets the contribution of that batch. When comparing the forgetting curves for AdamW and AdEMAMix in Fig. 4, we see striking differences. AdamW models forget much faster—the loss over B increases faster—than AdEMAMix models. Moreover, at the end of training, batches processed by AdEMAMix see their loss being improved over many thousands of iterations. Additional experiments on forgetting can be found in App. C.1.2.

4.2 MAMBA LM TRAINING

Experimental setup & results. Our experimental setup is similar to § 4.1, except that we now train 168M parameter Mamba models (Gu & Dao, 2023) using the FineWeb dataset (Penedo et al., 2024). See App. B.2 for more details. In Fig. 3c the improvement using AdEMAMix is consistent with our experiments on Transformer models. This shows how AdEMAMix’s gains can extend beyond Transformer models.

4.3 ViT TRAINING

Experimental setup. In this section we consider a different setting in which the data is now a limited resource, and we do multiple epochs (e.g. 37 or 320). We use two subsets of the ImageNet (Russakovsky et al., 2015) dataset: (i) the widely used ImageNet-1k subset, consisting of 1.3M images and 1,000 possible classes; (ii) a filtered and pre-processed version of the ImageNet-21k (Ridnik et al., 2021) containing 11M images corresponding to 10,450 classes. For each, we measure the test loss on a held-out test set. We use the ViT architecture (Dosovitskiy et al., 2021b) at two different scales: 24M and 86M parameters. Importantly, if it is common in the vision literature to pre-train large ViT models and finetune them on smaller datasets, this work focuses on pretraining optimization and we therefore train and test on the same distribution. The models’ hyperparameters are detailed in App. B.3, we use a batch size of 4096 for all our experiments. We used training hyperparameters from Dosovitskiy et al. (2021b) as a starting point and did some additional tuning of the learning-rate, dropout, and weight decay for our AdamW baselines. We then use the hyperparameters of the best AdamW baseline and train AdEMAMix models with various values of $\alpha \in \{1, 5, 10, 15, 20\}$ and $\beta_3 \in \{0.999, 0.9999\}$. We train models for 320 and 37 epochs for resp. the ImageNet-1k and ImageNet-21k datasets, corresponding in both cases to $100k$ iterations. Data-augmentation techniques have been shown to be central to the efficient training of ViTs Touvron et al. (2021; 2022).

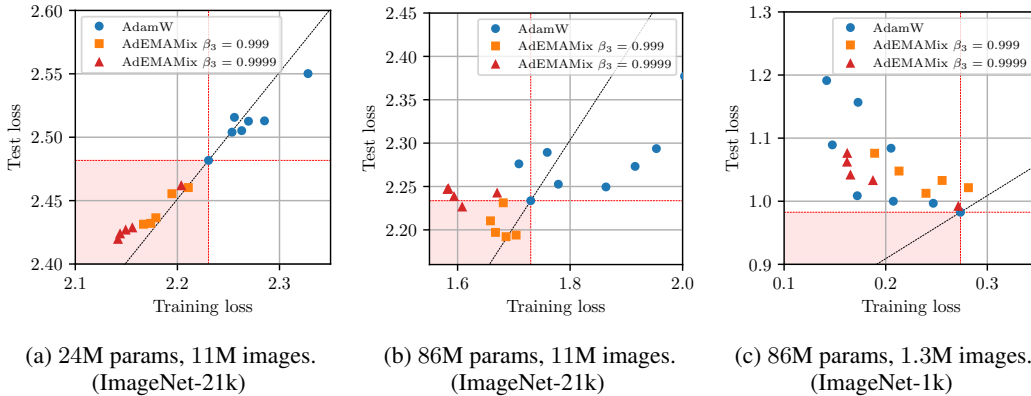


Figure 6: **ViT results for different capacity/data ratio.** As described in § 4.3, we compare the train vs. test loss between AdEMAMix and AdamW, on multiple scenarios (a,b,c). Those have different capacity/data ratios. For each setting, we first tune an AdamW baseline by testing multiple hyperparameters, those are represented by blue dots. We then pick the hyperparameters of the best baseline—corresponding to the lowest test loss—and train multiple AdEMAMix models by simply testing various $\alpha \in \{1, 5, 10, 15, 20\}$ and $\beta_3 \in \{0.999, 0.9999\}$. Those are represented by orange squares and red triangles. See App. B.3 for detailed hyperparameters. The red area in the above plots represents the area in which we achieve both a better training and test loss compared to the best baseline. The diagonal black line represents the line we would follow when we improve upon the baseline without adding any overfitting (i.e. an improvement in train loss yields the same improvement in test loss). (a) represents the most desirable setting, in which we have relatively a lot of data compared to the model size. In this setting, AdEMAMix outperforms the baseline for all hyperparameters tested. If we increase the model size as in (b), most AdEMAMix hyperparameters are improving upon the baseline. If we now decrease the dataset size, using a 86M model with 1.3M images as in (c), doing a total of 320 epochs, we do not observe an improvement from using AdEMAMix. See App. C.2 to see classification accuracies and loss curves for those experiments.

We use simple data-augmentations, which includes mixup (Zhang et al., 2018). We train on 8 A100 NVIDIA GPUs using Pytorch Fully Sharded Data-Parallelism (Zhao et al., 2023, FSDP).

AdEMAMix for different capacity/data ratios. We consider three scenarios that differ by their capacity/data ratios. First, we trained 24M parameter models on 11M images (ImageNet-21k), for 37 epochs. In this setting, as can be seen in Fig. 6a, it is trivial to find AdEMAMix parameters outperforming the baseline in terms of both training and test accuracy. We now increase the model size to 86M parameters. Fig. 6b shows it is still easy to find parameters outperforming the baseline. We now keep the model size of 86M parameters and switch to the smaller ImageNet-1k dataset (1.3M images), which—given our $100k$ iterations—increases the number of epochs to 320. In this setting, Fig. 6c shows that outperforming the baseline becomes difficult. These experiments show how AdEMAMix seems to perform best in scenarios with large volumes of data w.r.t. the capacity of the model. Overall, we found AdEMAMix to consistently reduce the training loss more efficiently than AdamW. When this decrease in training loss correlates with a decrease in test loss, AdEMAMix outperforms the AdamW baseline.

5 CONCLUSION

In this work, we find that old gradients can be leveraged to efficiently train large language models and ViTs. Our proposed optimizer combines two momentum terms. A slow (large β) momentum gathers information over many timestep, while a fast (low β) momentum can adapt the trajectory of the iterates to the rapidly changing loss landscape. We demonstrate the superiority of our optimizer over AdamW through a set of experiments on text modeling and image classification. We moreover reveal how our optimizer forgets the training data at a slower pace.

6 ACKNOWLEDGEMENTS

We thank Alaaeldin Mohamed Elnouby Ali for guiding us throughout the training of our ViT models, as well as Federico Danieli and Abhinav Moudgil for their help training Mamba models. We also thank Angelos Katharopoulos and Ronan Collobert for their insightful comments and feedback.

REFERENCES

- Aida Amini, Saadia Gabriel, Shanchuan Lin, Rik Koncel-Kedziorski, Yejin Choi, and Hannaneh Hajishirzi. Mathqa: Towards interpretable math word problem solving with operation-based formalisms. In *NAACL-HLT (1)*, pp. 2357–2367. Association for Computational Linguistics, 2019.
- Sumithra Bhakthavatsalam, Daniel Khashabi, Tushar Khot, Bhavana Dalvi Mishra, Kyle Richardson, Ashish Sabharwal, Carissa Schoenick, Oyvind Tafjord, and Peter Clark. Think you have solved direct-answer question answering? try arc-da, the direct-answer AI2 reasoning challenge. *CoRR*, abs/2102.03315, 2021.
- Yonatan Bisk, Rowan Zellers, Ronan Le Bras, Jianfeng Gao, and Yejin Choi. PIQA: reasoning about physical commonsense in natural language. In *AAAI*, pp. 7432–7439. AAAI Press, 2020.
- Sid Black, Stella Biderman, Eric Hallahan, Quentin Anthony, Leo Gao, Laurence Golding, Horace He, Connor Leahy, Kyle McDonell, Jason Phang, Michael Pieler, USVSN Sai Prashanth, Shivanshu Purohit, Laria Reynolds, Jonathan Tow, Ben Wang, and Samuel Weinbach. Gpt-neox-20b: An open-source autoregressive language model. *CoRR*, abs/2204.06745, 2022.
- Tom B. Brown, Benjamin Mann, Nick Ryder, Melanie Subbiah, Jared Kaplan, Prafulla Dhariwal, Arvind Neelakantan, Pranav Shyam, Girish Sastry, Amanda Askell, Sandhini Agarwal, Ariel Herbert-Voss, Gretchen Krueger, Tom Henighan, Rewon Child, Aditya Ramesh, Daniel M. Ziegler, Jeffrey Wu, Clemens Winter, Christopher Hesse, Mark Chen, Eric Sigler, Mateusz Litwin, Scott Gray, Benjamin Chess, Jack Clark, Christopher Berner, Sam McCandlish, Alec Radford, Ilya Sutskever, and Dario Amodei. Language models are few-shot learners. In *NeurIPS*, 2020.
- Xiangning Chen, Chen Liang, Da Huang, Esteban Real, Kaiyuan Wang, Hieu Pham, Xuanyi Dong, Thang Luong, Cho-Jui Hsieh, Yifeng Lu, and Quoc V. Le. Symbolic discovery of optimization algorithms. In *NeurIPS*, 2023a.
- Yineng Chen, Zuchao Li, Lefei Zhang, Bo Du, and Hai Zhao. Bidirectional looking with A novel double exponential moving average to adaptive and non-adaptive momentum optimizers. In *ICML*, volume 202 of *Proceedings of Machine Learning Research*, pp. 4764–4803. PMLR, 2023b.
- Christopher Clark, Kenton Lee, Ming-Wei Chang, Tom Kwiatkowski, Michael Collins, and Kristina Toutanova. Boolq: Exploring the surprising difficulty of natural yes/no questions. In *NAACL-HLT (1)*, pp. 2924–2936. Association for Computational Linguistics, 2019.
- Together Computer. Redpajama: an open dataset for training large language models, October 2023. URL <https://github.com/togethercomputer/RedPajama-Data>.
- DeepMind, Igor Babuschkin, Kate Baumli, Alison Bell, Surya Bhupatiraju, Jake Bruce, Peter Buchlovsky, David Budden, Trevor Cai, Aidan Clark, Ivo Danihelka, Antoine Dedieu, Claudio Fantacci, Jonathan Godwin, Chris Jones, Ross Hemsley, Tom Hennigan, Matteo Hessel, Shaobo Hou, Steven Kapturowski, Thomas Keck, Iurii Kemaev, Michael King, Markus Kunesch, Lena Martens, Hamza Merzic, Vladimir Mikulik, Tamara Norman, George Papamakarios, John Quan, Roman Ring, Francisco Ruiz, Alvaro Sanchez, Laurent Sartran, Rosalia Schneider, Eren Sezener, Stephen Spencer, Srivatsan Srinivasan, Miloš Stanojević, Wojciech Stokowiec, Luyu Wang, Guangyao Zhou, and Fabio Viola. The DeepMind JAX Ecosystem, 2020. URL <http://github.com/google-deepmind>.
- Aaron Defazio. Understanding the role of momentum in non-convex optimization: Practical insights from a lyapunov analysis. *CoRR*, abs/2010.00406, 2020. URL <https://arxiv.org/abs/2010.00406>.

- Mostafa Dehghani, Josip Djolonga, Basil Mustafa, Piotr Padlewski, Jonathan Heek, Justin Gilmer, Andreas Peter Steiner, Mathilde Caron, Robert Geirhos, Ibrahim Alabdulmohsin, Rodolphe Jenatton, Lucas Beyer, Michael Tschannen, Anurag Arnab, Xiao Wang, Carlos Riquelme Ruiz, Matthias Minderer, Joan Puigcerver, Utku Evci, Manoj Kumar, Sjoerd van Steenkiste, Gamaleldin Fathy Elsayed, Aravindh Mahendran, Fisher Yu, Avital Oliver, Fantine Huot, Jasmijn Bastings, Mark Collier, Alexey A. Gritsenko, Vighnesh Birodkar, Cristina Nader Vasconcelos, Yi Tay, Thomas Mensink, Alexander Kolesnikov, Filip Pavetic, Dustin Tran, Thomas Kipf, Mario Lucic, Xiaohua Zhai, Daniel Keysers, Jeremiah J. Harmsen, and Neil Houlsby. Scaling vision transformers to 22 billion parameters. In *ICML*, volume 202 of *Proceedings of Machine Learning Research*, pp. 7480–7512. PMLR, 2023.
- Jacob Devlin, Ming-Wei Chang, Kenton Lee, and Kristina Toutanova. BERT: pre-training of deep bidirectional transformers for language understanding. In *NAACL-HLT (1)*, pp. 4171–4186. Association for Computational Linguistics, 2019.
- Alexey Dosovitskiy, Lucas Beyer, Alexander Kolesnikov, Dirk Weissenborn, Xiaohua Zhai, Thomas Unterthiner, Mostafa Dehghani, Matthias Minderer, Georg Heigold, Sylvain Gelly, Jakob Uszkoreit, and Neil Houlsby. An image is worth 16x16 words: Transformers for image recognition at scale. In *ICLR*. OpenReview.net, 2021a.
- Alexey Dosovitskiy, Lucas Beyer, Alexander Kolesnikov, Dirk Weissenborn, Xiaohua Zhai, Thomas Unterthiner, Mostafa Dehghani, Matthias Minderer, Georg Heigold, Sylvain Gelly, Jakob Uszkoreit, and Neil Houlsby. An image is worth 16x16 words: Transformers for image recognition at scale. In *ICLR*. OpenReview.net, 2021b.
- Arthur Douillard, Qixiang Feng, Andrei A. Rusu, Rachita Chhaparia, Yani Donchev, Adhiguna Kuncoro, Marc’Aurelio Ranzato, Arthur Szlam, and Jiajun Shen. Diloco: Distributed low-communication training of language models. *CoRR*, abs/2311.08105, 2023.
- Abhimanyu Dubey, Abhinav Jauhri, Abhinav Pandey, Abhishek Kadian, Ahmad Al-Dahle, Aiesha Letman, Akhil Mathur, Alan Schelten, Amy Yang, Angela Fan, Anirudh Goyal, Anthony Hartshorn, Aobo Yang, Archi Mitra, Archie Sravankumar, Artem Korenev, Arthur Hinsvark, Arun Rao, Aston Zhang, Aurélien Rodriguez, Austen Gregerson, Ava Spataru, Baptiste Rozière, Bethany Biron, Binh Tang, Bobbie Chern, Charlotte Caucheteux, Chaya Nayak, Chloe Bi, Chris Marra, Chris McConnell, Christian Keller, Christophe Touret, Chunyang Wu, Corinne Wong, Cristian Canton Ferrer, Cyrus Nikolaidis, Damien Allonsius, Daniel Song, Danielle Pintz, Danny Livshits, David Esobu, Dhruv Choudhary, Dhruv Mahajan, Diego Garcia-Olano, Diego Perino, Dieuwke Hupkes, Egor Lakomkin, Ehab AlBadawy, Elina Lobanova, Emily Dinan, Eric Michael Smith, Filip Radenovic, Frank Zhang, Gabriel Synnaeve, Gabrielle Lee, Georgia Lewis Anderson, Graeme Nail, Grégoire Mialon, Guan Pang, Guillem Cucurell, Hailey Nguyen, Hannah Korevaar, Hu Xu, Hugo Touvron, Iliyan Zarov, Imanol Arrieta Ibarra, Isabel M. Kloumann, Ishan Misra, Ivan Evtimov, Jade Copet, Jaewon Lee, Jan Geffert, Jana Vranes, Jason Park, Jay Mahadeokar, Jeet Shah, Jelmer van der Linde, Jennifer Billock, Jenny Hong, Jenya Lee, Jeremy Fu, Jianfeng Chi, Jianyu Huang, Jiawen Liu, Jie Wang, Jiecao Yu, Joanna Bitton, Joe Spisak, Jongsoo Park, Joseph Rocca, Joshua Johnstun, Joshua Saxe, Junteng Jia, Kalyan Vasuden Alwala, Kartikeya Upasani, Kate Plawiak, Ke Li, Kenneth Heafield, and Kevin Stone. The llama 3 herd of models. *CoRR*, abs/2407.21783, 2024.
- Nicolas Flammarion and Francis R. Bach. From averaging to acceleration, there is only a step-size. In *COLT*, volume 40 of *JMLR Workshop and Conference Proceedings*, pp. 658–695. JMLR.org, 2015.
- Leo Gao, Jonathan Tow, Baber Abbasi, Stella Biderman, Sid Black, Anthony DiPofi, Charles Foster, Laurence Golding, Jeffrey Hsu, Alain Le Noac’h, Haonan Li, Kyle McDonell, Niklas Muennighoff, Chris Ociepa, Jason Phang, Laria Reynolds, Hailey Schoelkopf, Aviya Skowron, Lintang Sutawika, Eric Tang, Anish Thite, Ben Wang, Kevin Wang, and Andy Zou. A framework for few-shot language model evaluation, 12 2023. URL <https://zenodo.org/records/10256836>.
- Euhanna Ghadimi, Hamid Reza Feyzmahdavian, and Mikael Johansson. Global convergence of the heavy-ball method for convex optimization. In *ECC*, pp. 310–315. IEEE, 2015.

- Avrajit Ghosh, He Lyu, Xitong Zhang, and Rongrong Wang. Implicit regularization in heavy-ball momentum accelerated stochastic gradient descent. In *ICLR*. OpenReview.net, 2023.
- Justin Gilmer, Behrooz Ghorbani, Ankush Garg, Sneha Kudugunta, Behnam Neyshabur, David Cardoze, George Edward Dahl, Zachary Nado, and Orhan Firat. A loss curvature perspective on training instabilities of deep learning models. In *International Conference on Learning Representations*, 2022. URL <https://openreview.net/forum?id=0cKMT-36vUs>.
- Gabriel Goh. Why momentum really works. *Distill*, 2017. doi: 10.23915/distill.00006. URL <http://distill.pub/2017/momentum>.
- Akhilesh Gotmare, Nitish Shirish Keskar, Caiming Xiong, and Richard Socher. A closer look at deep learning heuristics: Learning rate restarts, warmup and distillation. In *ICLR (Poster)*. OpenReview.net, 2019.
- Baptiste Goujaud, Adrien Taylor, and Aymeric Dieuleveut. Provable non-accelerations of the heavy-ball method. *arXiv preprint arXiv:2307.11291*, 2023.
- Albert Gu and Tri Dao. Mamba: Linear-time sequence modeling with selective state spaces. *arXiv preprint arXiv:2312.00752*, 2023.
- Alexander Hägele, Elie Bakouch, Atli Kosson, Loubna Ben Allal, Leandro von Werra, and Martin Jaggi. Scaling laws and compute-optimal training beyond fixed training durations. *CoRR*, abs/2405.18392, 2024.
- Shengding Hu, Yuge Tu, Xu Han, Chaoqun He, Ganqu Cui, Xiang Long, Zhi Zheng, Yewei Fang, Yuxiang Huang, Weilin Zhao, Xinrong Zhang, Zhen Leng Thai, Kai Zhang, Chongyi Wang, Yuan Yao, Chenyang Zhao, Jie Zhou, Jie Cai, Zhongwu Zhai, Ning Ding, Chao Jia, Guoyang Zeng, Dahai Li, Zhiyuan Liu, and Maosong Sun. Minicpm: Unveiling the potential of small language models with scalable training strategies. *CoRR*, abs/2404.06395, 2024.
- Qiao Jin, Bhuwan Dhingra, Zhengping Liu, William W. Cohen, and Xinghua Lu. Pubmedqa: A dataset for biomedical research question answering. In *EMNLP/IJCNLP (1)*, pp. 2567–2577. Association for Computational Linguistics, 2019.
- Jean Kaddour, Oscar Key, Piotr Nawrot, Pasquale Minervini, and Matt J. Kusner. No train no gain: Revisiting efficient training algorithms for transformer-based language models. In *NeurIPS*, 2023.
- Rahul Kidambi, Praneeth Netrapalli, Prateek Jain, and Sham M. Kakade. On the insufficiency of existing momentum schemes for stochastic optimization. In *ICLR*. OpenReview.net, 2018.
- Diederik P. Kingma and Jimmy Ba. Adam: A method for stochastic optimization. In *ICLR (Poster)*, 2015.
- Taku Kudo and John Richardson. SentencePiece: A simple and language independent subword tokenizer and detokenizer for neural text processing. In Eduardo Blanco and Wei Lu (eds.), *Proceedings of the 2018 Conference on Empirical Methods in Natural Language Processing: System Demonstrations*, pp. 66–71, Brussels, Belgium, November 2018. Association for Computational Linguistics. doi: 10.18653/v1/D18-2012. URL <https://aclanthology.org/D18-2012>.
- Nathan Lambert, Valentina Pyatkin, Jacob Morrison, LJ Miranda, Bill Yuchen Lin, Khyathi Raghavi Chandu, Nouha Dziri, Sachin Kumar, Tom Zick, Yejin Choi, Noah A. Smith, and Hannaneh Hajishirzi. Rewardbench: Evaluating reward models for language modeling. *CoRR*, abs/2403.13787, 2024.
- Guillaume Leclerc and Aleksander Madry. The two regimes of deep network training. *CoRR*, abs/2002.10376, 2020.
- Jaerin Lee, Bong Gyun Kang, Kihoon Kim, and Kyoung Mu Lee. Grokfast: Accelerated grokking by amplifying slow gradients. *CoRR*, abs/2405.20233, 2024.
- Stephanie Lin, Jacob Hilton, and Owain Evans. Truthfulqa: Measuring how models mimic human falsehoods. In *ACL (1)*, pp. 3214–3252. Association for Computational Linguistics, 2022.

- Hong Liu, Zhiyuan Li, David Hall, Percy Liang, and Tengyu Ma. Sophia: A scalable stochastic second-order optimizer for language model pre-training. *CoRR*, abs/2305.14342, 2023.
- Jian Liu, Leyang Cui, Hanmeng Liu, Dandan Huang, Yile Wang, and Yue Zhang. Logiqa: A challenge dataset for machine reading comprehension with logical reasoning. In *IJCAI*, pp. 3622–3628. ijcai.org, 2020.
- Ilya Loshchilov and Frank Hutter. Decoupled weight decay regularization. In *ICLR (Poster)*. OpenReview.net, 2019.
- Todor Mihaylov, Peter Clark, Tushar Khot, and Ashish Sabharwal. Can a suit of armor conduct electricity? A new dataset for open book question answering. In *EMNLP*, pp. 2381–2391. Association for Computational Linguistics, 2018.
- Patrick G. Mulloy. Smoothing data with faster moving averages. *Technical Analysis of Stocks and Commodities Magazine*, 12, 1994.
- Arkaddii S Nemirovskii and Yu E Nesterov. Optimal methods of smooth convex minimization. *USSR Computational Mathematics and Mathematical Physics*, 25(2):21–30, 1985.
- Yurii Nesterov. A method for unconstrained convex minimization problem with the rate of convergence $o(1/k^2)$. In *Doklady Akademii Nauk SSSR*, 1983. URL <https://api.semanticscholar.org/CorpusID:202149403>.
- Hristo Papazov, Scott Pesme, and Nicolas Flammarion. Leveraging continuous time to understand momentum when training diagonal linear networks. In *AISTATS*, volume 238 of *Proceedings of Machine Learning Research*, pp. 3556–3564. PMLR, 2024.
- Razvan Pascanu, Tomas Mikolov, and Yoshua Bengio. On the difficulty of training recurrent neural networks. In *ICML (3)*, volume 28 of *JMLR Workshop and Conference Proceedings*, pp. 1310–1318. JMLR.org, 2013.
- Adam Paszke, Sam Gross, Francisco Massa, Adam Lerer, James Bradbury, Gregory Chanan, Trevor Killeen, Zeming Lin, Natalia Gimelshein, Luca Antiga, Alban Desmaison, Andreas Kopf, Edward Z. Yang, Zachary DeVito, Martin Raison, Alykhan Tejani, Sasank Chilamkurthy, Benoit Steiner, Lu Fang, Junjie Bai, and Soumith Chintala. Pytorch: An imperative style, high-performance deep learning library. In *NeurIPS*, pp. 8024–8035, 2019.
- Guilherme Penedo, Hynek Kydlıcek, Loubna Ben allal, Anton Lozhkov, Margaret Mitchell, Colin Raffel, Leandro Von Werra, and Thomas Wolf. The fineweb datasets: Decanting the web for the finest text data at scale, 2024. URL <https://arxiv.org/abs/2406.17557>.
- B.T. Polyak. Some methods of speeding up the convergence of iteration methods. *USSR Computational Mathematics and Mathematical Physics*, 3(4):864–878, 1964. ISSN 0041-5553. doi: [https://doi.org/10.1016/0041-5553\(63\)90382-3](https://doi.org/10.1016/0041-5553(63)90382-3). URL <https://www.sciencedirect.com/science/article/pii/0041555363903823>.
- Ning Qian. On the momentum term in gradient descent learning algorithms. *Neural Networks*, 12(1):145–151, 1999. ISSN 0893-6080. doi: [https://doi.org/10.1016/S0893-6080\(98\)00116-6](https://doi.org/10.1016/S0893-6080(98)00116-6). URL <https://www.sciencedirect.com/science/article/pii/S0893608098001166>.
- Alec Radford, Jong Wook Kim, Chris Hallacy, Aditya Ramesh, Gabriel Goh, Sandhini Agarwal, Girish Sastry, Amanda Askell, Pamela Mishkin, Jack Clark, Gretchen Krueger, and Ilya Sutskever. Learning transferable visual models from natural language supervision. In *ICML*, volume 139 of *Proceedings of Machine Learning Research*, pp. 8748–8763. PMLR, 2021.
- Tal Ridnik, Emanuel Ben-Baruch, Asaf Noy, and Lihi Zelnik-Manor. Imagenet-21k pretraining for the masses, 2021.
- H. Robbins and S. Monro. A stochastic approximation method. *Annals of Mathematical Statistics*, 22:400–407, 1951.

- Sebastian Ruder. An overview of gradient descent optimization algorithms. *CoRR*, abs/1609.04747, 2016.
- Olga Russakovsky, Jia Deng, Hao Su, Jonathan Krause, Sanjeev Satheesh, Sean Ma, Zhiheng Huang, Andrej Karpathy, Aditya Khosla, Michael Bernstein, Alexander C. Berg, and Li Fei-Fei. ImageNet Large Scale Visual Recognition Challenge. *International Journal of Computer Vision (IJCV)*, 115(3):211–252, 2015. doi: 10.1007/s11263-015-0816-y.
- Keisuke Sakaguchi, Ronan Le Bras, Chandra Bhagavatula, and Yejin Choi. Winogrande: An adversarial winograd schema challenge at scale. In *AAAI*, pp. 8732–8740. AAAI Press, 2020.
- Othmane Sebbouh, Robert M. Gower, and Aaron Defazio. Almost sure convergence rates for stochastic gradient descent and stochastic heavy ball. In *COLT*, volume 134 of *Proceedings of Machine Learning Research*, pp. 3935–3971. PMLR, 2021.
- Noam Shazeer and Mitchell Stern. Adafactor: Adaptive learning rates with sublinear memory cost. In *ICML*, volume 80 of *Proceedings of Machine Learning Research*, pp. 4603–4611. PMLR, 2018.
- Guijin Son, Hanwool Lee, Sungdong Kim, Seungone Kim, Niklas Muennighoff, Taekyoon Choi, Cheonbok Park, Kang Min Yoo, and Stella Biderman. KMMLU: measuring massive multitask language understanding in korean. *CoRR*, abs/2402.11548, 2024.
- Ilya Sutskever, James Martens, George Dahl, and Geoffrey Hinton. On the importance of initialization and momentum in deep learning. In Sanjoy Dasgupta and David McAllester (eds.), *Proceedings of the 30th International Conference on Machine Learning*, volume 28 of *Proceedings of Machine Learning Research*, pp. 1139–1147, Atlanta, Georgia, USA, 17–19 Jun 2013. PMLR. URL <https://proceedings.mlr.press/v28/sutskever13.html>.
- Hugo Touvron, Matthieu Cord, Matthijs Douze, Francisco Massa, Alexandre Sablayrolles, and Hervé Jégou. Training data-efficient image transformers & distillation through attention. In *ICML*, volume 139 of *Proceedings of Machine Learning Research*, pp. 10347–10357. PMLR, 2021.
- Hugo Touvron, Matthieu Cord, and Hervé Jégou. Deit III: revenge of the vit. In *ECCV (24)*, volume 13684 of *Lecture Notes in Computer Science*, pp. 516–533. Springer, 2022.
- Hugo Touvron, Louis Martin, Kevin Stone, Peter Albert, Amjad Almahairi, Yasmine Babaei, Nikolay Bashlykov, Soumya Batra, Prajjwal Bhargava, Shruti Bhosale, Dan Bikel, Lukas Blecher, Cristian Canton Ferrer, Moya Chen, Guillem Cucurull, David Esiobu, Jude Fernandes, Jeremy Fu, Wenyin Fu, Brian Fuller, Cynthia Gao, Vedanuj Goswami, Naman Goyal, Anthony Hartshorn, Saghar Hosseini, Rui Hou, Hakan Inan, Marcin Kardas, Viktor Kerkez, Madian Khabsa, Isabel Kloumann, Artem Korenev, Punit Singh Koura, Marie-Anne Lachaux, Thibaut Lavril, Jenya Lee, Diana Liskovich, Yinghai Lu, Yuning Mao, Xavier Martinet, Todor Mihaylov, Pushkar Mishra, Igor Molybog, Yixin Nie, Andrew Poulton, Jeremy Reizenstein, Rashi Rungta, Kalyan Saladi, Alan Schelten, Ruan Silva, Eric Michael Smith, Ranjan Subramanian, Xiaoqing Ellen Tan, Binh Tang, Ross Taylor, Adina Williams, Jian Xiang Kuan, Puxin Xu, Zheng Yan, Iliyan Zarov, Yuchen Zhang, Angela Fan, Melanie Kambadur, Sharan Narang, Aurelien Rodriguez, Robert Stojnic, Sergey Edunov, and Thomas Scialom. Llama 2: Open foundation and fine-tuned chat models, 2023. URL <https://arxiv.org/abs/2307.09288>.
- Ashish Vaswani, Noam Shazeer, Niki Parmar, Jakob Uszkoreit, Llion Jones, Aidan N. Gomez, Lukasz Kaiser, and Illia Polosukhin. Attention is all you need. In *NIPS*, pp. 5998–6008, 2017.
- Jianyu Wang, Vinayak Tantia, Nicolas Ballas, and Michael G. Rabbat. Slowmo: Improving communication-efficient distributed SGD with slow momentum. In *ICLR*. OpenReview.net, 2020.
- Johannes Welbl, Nelson F. Liu, and Matt Gardner. Crowdsourcing multiple choice science questions. In *NUT@EMNLP*, pp. 94–106. Association for Computational Linguistics, 2017.
- Thomas Wolf, Lysandre Debut, Victor Sanh, Julien Chaumond, Clement Delangue, Anthony Moi, Pierric Cistac, Tim Rault, Rémi Louf, Morgan Funtowicz, and Jamie Brew. Huggingface’s transformers: State-of-the-art natural language processing. *CoRR*, abs/1910.03771, 2019.

- Yang You, Jing Li, Sashank J. Reddi, Jonathan Hseu, Sanjiv Kumar, Srinadh Bhojanapalli, Xiaodan Song, James Demmel, Kurt Keutzer, and Cho-Jui Hsieh. Large batch optimization for deep learning: Training BERT in 76 minutes. In *ICLR*. OpenReview.net, 2020.
- Kun Yuan, Bicheng Ying, and Ali H. Sayed. On the influence of momentum acceleration on online learning. *Journal of Machine Learning Research*, 17(192):1–66, 2016. URL <http://jmlr.org/papers/v17/16-157.html>.
- Rowan Zellers, Ari Holtzman, Yonatan Bisk, Ali Farhadi, and Yejin Choi. Hellaswag: Can a machine really finish your sentence? In *ACL (1)*, pp. 4791–4800. Association for Computational Linguistics, 2019.
- Xiaohua Zhai, Alexander Kolesnikov, Neil Houlsby, and Lucas Beyer. Scaling vision transformers. In *CVPR*, pp. 1204–1213. IEEE, 2022.
- Hongyi Zhang, Moustapha Cissé, Yann N. Dauphin, and David Lopez-Paz. mixup: Beyond empirical risk minimization. In *ICLR (Poster)*. OpenReview.net, 2018.
- Rosie Zhao, Depen Morwani, David Brandfonbrener, Nikhil Vyas, and Sham M. Kakade. Deconstructing what makes a good optimizer for language models. *CoRR*, abs/2407.07972, 2024.
- Yanli Zhao, Andrew Gu, Rohan Varma, Liang Luo, Chien-Chin Huang, Min Xu, Less Wright, Hamid Shojanazeri, Myle Ott, Sam Shleifer, Alban Desmaison, Can Balioglu, Pritam Damania, Bernard Nguyen, Geeta Chauhan, Yuchen Hao, Ajit Mathews, and Shen Li. Pytorch fsdp: Experiences on scaling fully sharded data parallel, 2023. URL <https://arxiv.org/abs/2304.11277>.

CONTENTS

1	Introduction	1
2	Related Work	3
3	Our method: AdEMAMix	5
4	Results	7
4.1	Transformer LLM Training	7
4.2	Mamba LM Training	9
4.3	ViT Training	9
5	Conclusion	10
6	Acknowledgements	11
A	Implementation details	18
A.1	Deriving the β_3 scheduler	18
A.2	Pytorch implementation	19
A.3	Optax implementation	20
B	Experimental details	21
B.1	Transformer LLM experiments	21
B.2	Mamba LM experiments	23
B.3	ViT experiments	24
C	Additional results	25
C.1	LLM experiments	25
C.1.1	In-Context Learning (ICL) results	25
C.1.2	More results on forgetting	26
C.1.3	Removing the second EMA mid-training	28
C.1.4	Hyperparameter sensitivity	29
C.1.5	Impact of training for fewer iterations	31
C.1.6	Limitations of a single EMA	32
C.1.7	Miscellaneous results	34
C.2	ViT experiments	36
C.3	Comparison with other methods	37
C.3.1	Comparison with AdMeta and DEMA	37
C.3.2	Comparison with Lion	38

A IMPLEMENTATION DETAILS

A.1 DERIVING THE β_3 SCHEDULER

Let's consider $S(t)$, the sum of the weights given to the last t gradients by an EMA parameterized by $\beta \in [0, 1[$:

$$S(t) = (1 - \beta) \sum_{i=0}^t \beta^i$$

We want to know which timestep t would correspond to a cumulative weight of 0.5:

$$(1 - \beta) \sum_{i=0}^t \beta^i = 0.5 \Leftrightarrow \beta^{t+1} = 0.5 \Leftrightarrow t = \frac{\ln(0.5)}{\ln(\beta)} - 1$$

Let $f(\beta) = \frac{\ln(0.5)}{\ln(\beta)} - 1$. This function provides how many past consecutive gradients receive a cumulative weight of 0.5.

Its inverse is:

$$f^{-1}(t) = 0.5^{\frac{1}{t+1}}$$

We want a scheduler which increases β from β_{start} to β_{end} such that $f(\beta)$ increases linearly. Given an interpolating parameter $\mu \in [0, 1]$, this scheduler can be written as:

$$\beta(\mu) = f^{-1}((1 - \mu)f(\beta_{start}) + \mu f(\beta_{end}))$$

By replacing f and f^{-1} by their respective formula, one can arrive to:

$$\beta(\mu) = \exp\left(\frac{\ln(\beta_{start}) \ln(\beta_{end})}{(1 - \mu) \ln(\beta_{end}) + \mu \ln(\beta_{start})}\right)$$

By setting $\beta_{end} = \beta_3$ and $\mu = \frac{t}{T_{\beta_3}}$, we arrive to the β_3 -scheduler introduced in § 3. We show the shape of our scheduler and compare it to a linear scheduler in Fig. 7.

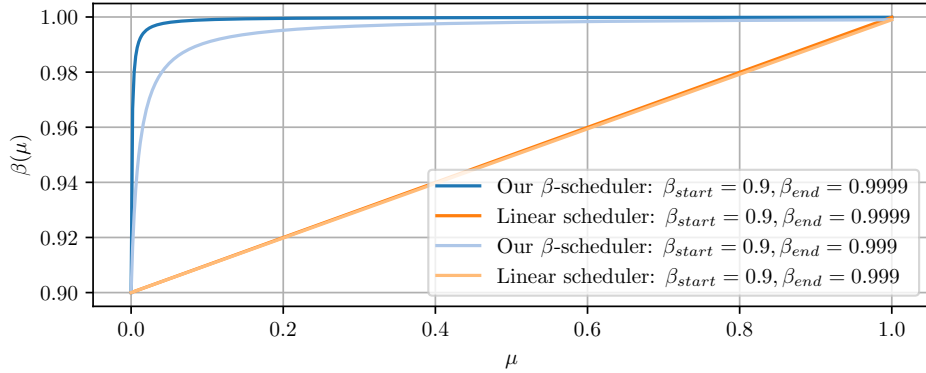


Figure 7: **AdEMAMix's β_3 scheduler.** We compare our scheduler to a linear scheduler for $\beta_{start} = 0.9$ and $\beta_{end} \in \{0.999, 0.9999\}$. While our scheduler looks more aggressive at first glance, it increases fast for smaller values of β , and slowly for larger ones associated. This makes sense as the same increase of β for larger β values has a bigger impact than that same increase applied to a smaller value of β . The two linear schedulers look practically the same, despite values of β_{end} differing by one order of magnitude. This is not the case with our scheduler.

A.2 PYTORCH IMPLEMENTATION

The following is a code skeleton for our AdEMAMix optimizer in Pytorch (Paszke et al., 2019).

Listing 1: AdEMAMix code skeleton using Pytorch

```

1 import math
2 import torch
3 from torch.optim import Optimizer
4
5
6 class AdEMAMix(Optimizer):
7
8     def __init__(self,
9                 params,
10                lr=1e-3,
11                betas=(0.9,0.999,0.9999),
12                alpha=5.0,
13                T_beta3=0,
14                T_alpha=0,
15                eps=1e-8,
16                weight_decay=0.0):
17         # init the optimizer
18
19     @torch.no_grad()
20     def step(self):
21
22         for group in self.param_groups:
23
24             lr = group["lr"]
25             lmbda = group["weight_decay"]
26             eps = group["eps"]
27             beta1, beta2, beta3_final = group["betas"]
28             T_beta3 = group["T_beta3"]
29             T_alpha = group["T_alpha"]
30             alpha_final = group["alpha"]
31
32             for p in group["params"]:
33
34                 grad = p.grad
35                 state = self.state[p]
36
37                 # State initialization
38                 if len(state) == 0:
39                     state["step"] = 0 # step counter used for bias correction
40                     state["m1"] = torch.zeros_like(p) # fast EMA
41                     state["m2"] = torch.zeros_like(p) # slow EMA
42                     state["nu"] = torch.zeros_like(p) # second moment estimate
43
44                 m1, m2, nu = state["m1"], state["m2"], state["nu"]
45
46                 # Bias correction: no correction for beta3's EMA
47                 state["step"] += 1
48                 bias_correction1 = 1 - beta1 ** state["step"]
49                 bias_correction2 = 1 - beta2 ** state["step"]
50
51                 # Calling the schedulers for alpha and beta3
52                 alpha = alpha_scheduler(state["step"], start=0, end=alpha_final, T=T_alpha)
53                 beta3 = beta3_scheduler(state["step"], start=beta1, end=beta3_final, T=T_beta3)
54
55                 # Update the EMAs
56                 m1.mul_(beta1).add_(grad, alpha=1 - beta1)
57                 m2.mul_(beta3).add_(grad, alpha=1 - beta3)
58                 nu.mul_(beta2).addcmul_(grad, grad, value=1 - beta2)
59
60                 # Compute step
61                 denom = (nu.sqrt() / math.sqrt(bias_correction2)).add_(eps)
62                 update = (m1.div(bias_correction1) + alpha * m2) / denom
63
64                 # Add weight decay
65                 update.add_(p, alpha=lmbda)
66
67                 # Apply the update scaled by the learning rate
68                 p.add_(-lr * update)
69
70         return loss

```

A.3 OPTAX IMPLEMENTATION

The following is a code skeleton for our AdEMAMix optimizer in Optax, an optimization library based on JAX (DeepMind et al., 2020).

Listing 2: AdEMAMix code skeleton using JAX and Optax

```

1 from typing import NamedTuple
2 import chex
3 from optax._src import transform, combine, base, numerics
4 from jax import tree_util as jtu
5 import jax.numpy as jnp
6
7
8 class ScaleByAdemamixState(NamedTuple):
9     count: chex.Array
10    count_m2: chex.Array
11    m1: base.Updates
12    m2: base.Updates
13    nu: base.Updates
14
15
16 def ademamix(lr,
17             b1=0.9,
18             b2=0.999,
19             b3=0.9999,
20             alpha=5.0,
21             b3_scheduler=None,
22             alpha_scheduler=None,
23             eps=1e-8,
24             weight_decay=0.0):
25     return combine.chain(
26         scale_by_ademamix(b1, b2, b3, alpha, b3_scheduler, alpha_scheduler, eps),
27         transform.add_decayed_weights(weight_decay),
28         transform.scale_by_learning_rate(lr),
29     )
30
31
32 def scale_by_ademamix(b1,
33                     b2,
34                     b3,
35                     alpha,
36                     b3_scheduler,
37                     alpha_scheduler,
38                     eps):
39
40     def init_fn(params):
41         m1 = tree_zeros_like(params) # fast EMA
42         m2 = tree_zeros_like(params) # slow EMA
43         nu = tree_zeros_like(params) # second moment estimate
44         return ScaleByAdemamixState(
45             count=jnp.zeros([], jnp.int32),
46             count_mu2=jnp.zeros([], jnp.int32),
47             m1=m1,
48             m2=m2,
49             nu=nu
50         )
51
52     def update_fn(updates, state, params=None):
53         del params
54         c_b3 = b3_scheduler(state.count_m2) if b3_scheduler is not None else b3
55         c_alpha = alpha_scheduler(state.count_m2) if alpha_scheduler is not None else alpha
56         m1 = tree_update_moment(updates, state.m1, b1, 1) # m1 = b1 * m1 + (1-b1) * updates
57         m2 = tree_update_moment(updates, state.m2, c_b3, 1)
58         nu = tree_update_moment_per_elem_norm(updates, state.nu, b2, 2)
59         count_inc = numerics.safe_int32_increment(state.count)
60         count_m2_inc = numerics.safe_int32_increment(state.count_m2)
61         m1_hat = tree_bias_correction(m1, b1, count_inc)
62         nu_hat = tree_bias_correction(nu, b2, count_inc)
63         updates = jtu.tree_map(
64             lambda m1_, m2_, v_: (m1_+c_alpha*m2_)/(jnp.sqrt(v_)+eps),
65             m1_hat,
66             m2,
67             nu_hat
68         )
69         return updates, ScaleByAdemamixState(
70             count=count_inc,
71             count_m2=count_m2_inc,
72             m1=m1,
73             m2=m2,
74             nu=nu
75         )
76
77     return base.GradientTransformation(init_fn, update_fn)

```

B EXPERIMENTAL DETAILS

B.1 TRANSFORMER LLM EXPERIMENTS

Architecture details. Our architecture is based on the transformer decoder of Vaswani et al. (2017). We use learnt positional encoding. We use a SentencePiece (Kudo & Richardson, 2018) tokenizer with a vocabulary of 32000 tokens. The model specific parameters for the different sizes are summarized in Table 1. Our implementation is using Jax (DeepMind et al., 2020), and we train using `bfloat16`, except for normalization modules and softmax which use `float32`. The optimizer states and operations are in `float32`.

Table 1: **Model parameters for our LLM experiments.**

Model parameters	110M	330M	1.3B
Hidden size	768	1024	2048
FFW expansion factor	4	4	4
Attention heads	12	16	16
Layers	12	24	24

How did we tune the hyperparameters? Starting from our smallest models (110M parameters), we first tuned hyperparameters for our AdamW models. We then use the best hyperparameters found as a starting point for AdEMAMix and tuned β_3 and α . When we use schedulers for α and β_3 , we set $T_\alpha = T_{\beta_3} = T$, with T being the total number of iterations. Table 2 summarizes the hyperparameters we tried for this model size. The impact of AdEMAMix’s hyperparameters is discussed extensively in App. C.1.4. For our 330M parameter models, we mostly kept the best hyperparameters found for the 110M model and re-tuned the learning rate and gradient clipping. For AdEMAMix, we additionally tested multiple β_3 and α values. We summarize this process in Table 3. Finally, for our 1.3B parameter models, we re-iterated the same process, re-tuning only the learning rate and gradient clipping parameters for our AdamW runs. When trying to transfer the best learning rate found to AdEMAMix, we found it to be too high, causing instabilities we couldn’t fix using gradient clipping. For this reason, we also tuned the learning rate for AdEMAMix for this model size. This process is described in Table 4.

Table 2: **Hyperparameter tuning for our 110M parameter LLM models.** In this table we report the hyperparameters we tuned for our 110M parameter models. When multiple values are given, we bold the parameters we found to give the best results.

Hyperparameter	Value
Learning rate η	0.005, 0.002, 0.001 , 0.0005, 0.0001
Number of warmup steps	2000, 3000 , 4000, 5000, 6000
Sequence length	1024
Weight decay λ	0.1 , 0.0
Learning rate decay scheduler	no-decay, cosine-decay
Batch size	64
Gradient clipping	None, 5.0, 1.0, 0.5
AdamW β_1	0.9 , 0.99, 0.999, 0.9999
AdamW β_2	0.95, 0.999
AdEMAMix β_1	0.9
AdEMAMix β_2	0.999
AdEMAMix β_3	0.999, 0.9999 , 0.99999
AdEMAMix α	2, 4, 6, 8 , 10 , 15, 20

Hyperparameters for experiments switching from AdamW and AdEMAMix. For experiments in Fig. 5b and Fig. 5c, when we switch from AdamW to AdEMAMix during training, for our 110M parameter models (Fig. 5b), we use $\alpha = 2$, $\beta_3 = 0.9999$ and $T_{\alpha, \beta_3} = 0$. For our 1.3B parameter

Table 3: **Hyperparameter tuning for our 330M parameter LLM models.** In this table we report the hyperparameters we tuned for our 330M parameter models. When multiple values are given, we bold the parameters we found to give the best results.

Hyperparameter	Value
Learning rate η	0.001, 0.0005 , 0.0001
Number of warmup steps	3000
Sequence length	1024
Weight decay λ	0.1
Learning rate decay scheduler	cosine-decay
Batch size	96
Gradient clipping	1.0, 0.5, 0.1
AdamW β_1	0.9
AdamW β_2	0.999
AdEMAMix β_1	0.9
AdEMAMix β_2	0.999
AdEMAMix β_3	0.999, 0.9999 , 0.99999
AdEMAMix α	5, 8 , 10, 15

Table 4: **Hyperparameter tuning for our 1.3B parameter LLM models.** In this table we report the hyperparameters we tuned for our 1.3B parameter models. When multiple values are given, we bold the parameters we found to give the best results.

Hyperparameter	Value
Number of warmup steps	3000
Sequence length	1024
Weight decay λ	0.1
Learning rate decay scheduler	cosine-decay
Batch size	128
Gradient clipping	1.0, 0.5, 0.1
Learning rate η for AdamW	0.001, 0.0005 , 0.0003, 0.0001, 0.00005
AdamW β_1	0.9
AdamW β_2	0.999
Learning rate η for AdEMAMix	0.0005, 0.0003
AdEMAMix β_1	0.9
AdEMAMix β_2	0.999
AdEMAMix β_3	0.999, 0.9999 , 0.99999
AdEMAMix α	1, 3, 5 , 8, 10, 15

models (Fig. 5c), we use $\alpha = 1$, $\beta_3 = 0.9999$ and $T_{\alpha, \beta_3} = 0$. Other hyperparameters are inherited from the AdamW model we are switching from.

Hyperparameters used our constant learning rate scheduler experiments. For Fig. 3b we use $\eta = 10^{-4}$, the remaining of the hyperparameters are identical as those used for our other 1.3B experiments and provided in Table 4.

Hyperparameters used in our forgetting experiments. For the experiments in Fig. 4, we used 110M parameter models and hyperparameters from Table 2.

B.2 MAMBA LM EXPERIMENTS

Architecture details. We use a Mamba architecture (Gu & Dao, 2023) with an embedding dimension of 768, an expansion factor of 2, a state size of 16, and a depth of 24. We use a batch size of 120 sequences of 1024 tokens. We use the EleutherAI/gpt-neox-20b tokenizer from Black et al. (2022), using the HuggingFace library (Wolf et al., 2019).

Hyperparameter details. We used parameters mostly taken from Gu & Dao (2023):

- Learning rate: $\eta = 0.0006$,
- Warmup steps: $3k$,
- η -scheduler type: cosine decay to 10^{-5} ,
- Weight-decay: $\lambda = 0.1$,
- Gradient clipping value: 1,
- Total training steps $T \in \{64k, 128k\}$.

For experiments with AdamW, we use $\beta_1 = 0.9$ and $\beta_2 = 0.999$. For AdEMAMix, we use $\beta_1 = 0.9, \beta_2 = 0.999, \beta_3 = 0.9999, T_{\alpha, \beta_3} = T$ and $\alpha = 8$.

B.3 ViT EXPERIMENTS

Architecture details. We use a ViT architecture following [Dosovitskiy et al. \(2021b\)](#). The architecture details for both our 24M and 86M parameter models can be seen in Table 5. We do not use an EMA of the iterates as our final model. Our implementation is in Pytorch ([Paszke et al., 2019](#)), and use `bfloat16`.

Table 5: Model parameters for our ViT experiments.

Model parameters	24M	86M
Patch size	16	16
Number of patches	14×14	14×14
Image size	224	224
Embedding dim.	384	768
MLP dim.	1536	3072
Layers	12	12
Number of heads	6	12

Data augmentation and Mixup. While more sophisticated augmentation methods exist ([Touvron et al., 2022](#)), we simply use random-resized cropping, random horizontal flip ($p = 0.5$), and random color jitter (applied with a probability $p = 0.8$).

How did we tune the hyperparameters? For each model size, we started by tuning the hyperparameters for the AdamW baseline. The hyperparameters we tuned and the values we retained for our three different settings are in Table 6. For our experiments on ImageNet-1k, given that all models overfit the dataset, we select the best model according to the minimum validation loss, akin to using early stopping. For AdEMAMix, for each setting, we use the hyperparameters of the best AdamW model and only tune α and β_3 . For each setting, we train 8 models using $\alpha \in \{1, 5, 10, 15, 20\}$ and $\beta_3 \in \{0.999, 0.9999\}$. All of the AdEMAMix models are shown in Fig. 6 and Fig. 25. Only the best AdamW model is shown in Fig. 25.

Table 6: **Hyperparameters tuning for our ViT AdamW experiments.** We started our hyperparameter search from the values given in ([Dosovitskiy et al. \(2021b\)](#), Table 3), which recommends using (learning-rate, weight decay, dropout) = (0.003, 0.3, 0.1) when training on ImageNet-1k and (0.001, 0.03, 0.1) when training on ImageNet-21k. The various hyperparameters we experimented with are in the following table, values which gave us the lowest validation loss are in bold. For each setting, AdEMAMix experiments use the same hyperparameters as the best AdamW baselines.

Setting	24M params, 11M images (ImageNet-21k)	86M params, 11M images (ImageNet-21k)	86M params, 1.3M images (ImageNet-1k)
Learning rate	0.001, 0.003 , 0.005	0.001 , 0.003	0.001, 0.003, 0.005
Weight decay	0.03 , 0.1, 0.3	0.03, 0.1 , 0.3	0.03, 0.1, 0.3 , 0.5, 0.7
Dropout	0.1	0.1	0.1
AdamW β_1	0.9 , 0.99, 0.999	0.9 , 0.99, 0.999	0.9 , 0.99, 0.999
Batch size	4096	4096	4096

C ADDITIONAL RESULTS

C.1 LLM EXPERIMENTS

C.1.1 IN-CONTEXT LEARNING (ICL) RESULTS

In-Context Learning (ICL) results. We evaluate our largest (1.3B) LLM models on in-context learning tasks. We use the `lm-eval` package (Gao et al., 2023). We consider the following tasks:

HellaSwag (Zellers et al., 2019), Winogrande (Sakaguchi et al., 2020), ARC (Bhaktavatsalam et al., 2021), BoolQ (Clark et al., 2019), LogiQA (Liu et al., 2020), MathQA (Amini et al., 2019), MMLU (Son et al., 2024), OpenbookQA (Mihaylov et al., 2018), PIQA (Bisk et al., 2020), PubmedQA (Jin et al., 2019), RewardBench (Lambert et al., 2024), Sciq (Welbl et al., 2017), TruthfulQA (Lin et al., 2022).

The two AdEMAMis and AdamW models we benchmark have been trained for 1M steps, with a batch size of 128, corresponding to around 131B tokens. The results of the evaluation are in Table 7. We observe how the model trained with AdEMAMix is outperforming the AdamW model on nearly all of the tasks, sometimes by a large margin for e.g. PubmedQA. In addition to Table 7, we track the evolution of some of those scores during training for MMLU, RewardBench, ARC-Challenge, and ARC-Easy, results can be seen in Fig. 8. For that figure, we modify the way MMLU is evaluated. Instead of appending all the multiple answers, we concatenate the question prompt and each answer separately, and pick the most likely answer. We found it allows a much better comparison of smaller models, which otherwise fluctuates around random guessing.

Table 7: **In-context learning results for our 1.3B parameter models.** We compare AdamW and AdEMAMix models trained on 131B tokens. We use the `lm-eval` package.

Task	AdamW	AdEMAMix	Task	AdamW	AdEMAMix
ARC-Challenge	0.262	0.274	OpenbookQA	0.240	0.238
ARC-Easy	0.612	0.619	PIQA	0.715	0.715
BoolQ	0.569	0.576	PubmedQA	0.556	0.632
HellaSwag	0.426	0.436	RewardBench	0.569	0.573
LogiQA	0.235	0.225	RewardBench (reasoning)	0.617	0.630
MathQA	0.226	0.236	Sciq	0.903	0.907
Winogrande	0.563	0.580	TruthfulQA	0.361	0.352
MMLU	0.244	0.248			

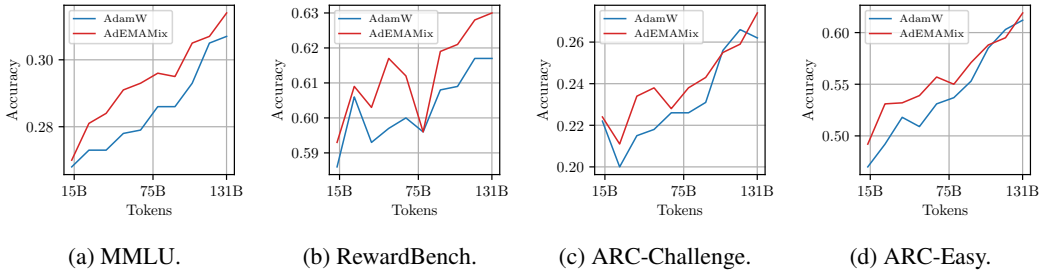


Figure 8: **In-context learning results for our 1.3B models.** We periodically measure the performances of AdamW and AdEMAMix models on in-context learning tasks. Except for a couple exceptions, AdEMAMix is performing better than AdamW.

C.1.2 MORE RESULTS ON FORGETTING

Evolution of forgetting during training. In Fig. 4 in the main paper, we follow the loss on one specific batch over the entire training. In the following experiment, we do a closeup on the forgetting of different batches as training progresses. The goal being to visualize how later batches are ultimately more remembered, and compare the forgetting profiles of AdamW and AdEMAMix. For this, in Fig. 9a and Fig. 9b, we follow fixed batches at different stages of the training process. Every $10k$ iterations, we measure the loss over a specific batch B before and after training on that batch.

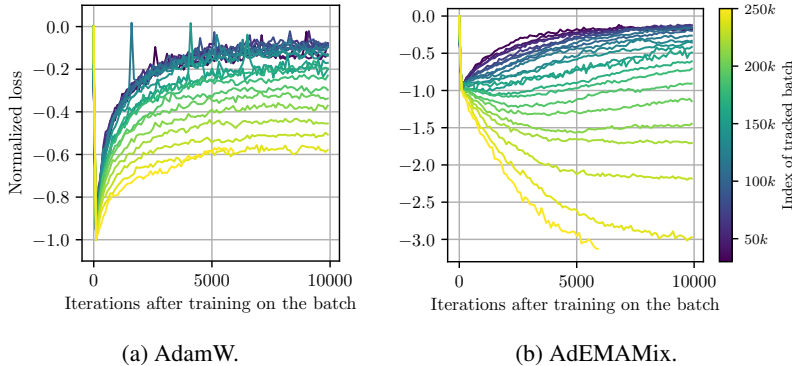


Figure 9: **Comparing forgetting between AdamW and AdEMAMix.** In (a) and (b), we follow—over $10k$ iterations—the loss of training batches B_τ for $\tau \in \{30k, 40k, \dots, 250k\}$. We measure the loss right before training on B_τ , and then monitor this loss over the next $10k$ steps. For instance, the most yellow curve represents the loss on batch B_{250k} that we track for the last $6k$ iterations of training (we train for $256k$ iterations). The loss is normalized such that the loss for B_τ is 0 and the one at time $\tau + 50$ is -1 . This allows us to overlap curves and observe the tendency of the model to forget batches throughout training. We observe that AdEMAMix improves its loss on training batches B_τ over many timesteps, a striking difference compared to AdamW, which has its loss on B_τ increasing faster. Moreover—likely due to the learning rate scheduler—the models forget significantly slower at the end of training. In this later training stage ($\tau > 180k$), the difference between the two optimizers is especially pronounced. While this visualization allows to efficiently compare forgetting at different stages of training, the normalization prevents us from comparing the drop in loss between AdEMAMix and AdamW.

Why are training batches forgotten more at the end of training? Given the previous observation about how both AdamW and AdEMAMix models are forgetting the training batches at different paces given different stages of training, one can wonder what is causing this phenomenon? To answer this question, we contrast the results of Fig. 4 with results obtained using a different scheduler with a constant learning rate and a linear decay. We train 110M parameter models for $300k$ iterations, using a max learning rate of 0.001 and a batch size of 64. Results for those experiments are in Fig. 10. Those results indicate that the decaying learning rate might be the main parameter controlling how much a batch is remembered during training. This has interesting implications when selecting which learning rate decay to use. A cosine decay, with a rather long period of decay, might remember more than a constant learning rate scheduler with only a small number of steps of linear decay at the end.

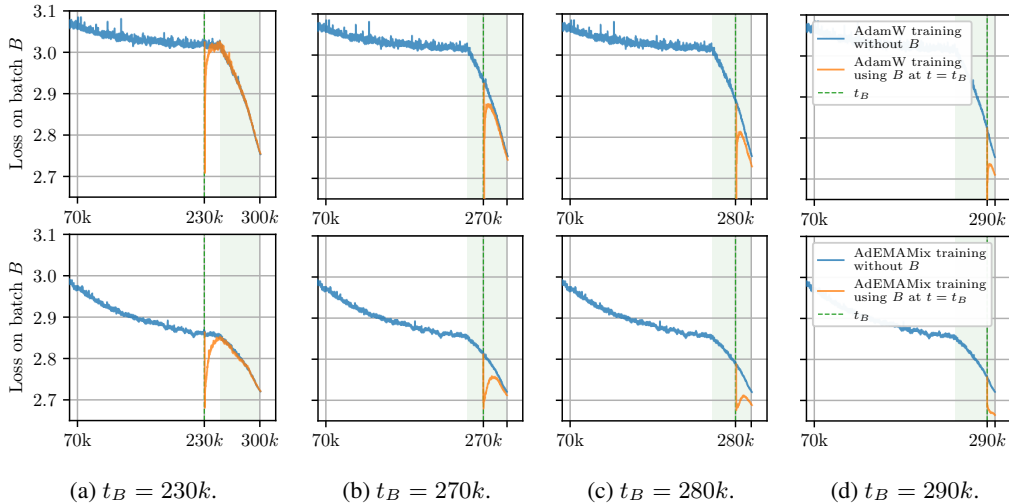


Figure 10: **Measuring forgetting using a held-out batch B , using a constant η -scheduler with linear decay.** The top row is for AdamW, the bottom row is for AdEMAMix. The setup is similar to the one from Fig. 4, except that we now use a different learning rate scheduler. We use 3000 steps of linear warmup, then 247k steps of constant learning rate $\eta = 0.001$, and finally 50k steps of linear decay (represented by the shaded green area in the above plots). In Fig. 4, we observed that the batches used later during training are remembered more by both AdamW and AdEMAMix. Multiple hypotheses could explain this phenomenon: (i) it could be that the learning rate decay is the main parameter controlling forgetting, or (ii) it could be that a sufficient number of steps are required to reach a part of the optimization landscape where gradients are more orthogonal and batches are remembered. The present experiment refutes that second hypothesis. Indeed, before the start of the η -decay (as seen in (a)), training batches are not remembered at the end of training. They only start to be remembered when the decay periods starts, as seen in (b,c,d). Moreover, we can make the same observation as in Fig. 4: compared to AdamW, AdEMAMix models tend to keep the training data longer in memory.

C.1.3 REMOVING THE SECOND EMA MID-TRAINING

Removing the second EMA mid-training. In Fig. 5b and Fig. 5c, we looked at what is happening when we switch from AdamW to AdEMAMix in the middle of training. In this section, we will look at the opposite conversion: removing the m_2 parameter of AdEMAMix during training, effectively switching back to AdamW. Results for this experiment can be seen in Fig. 11. Right after the switch, we observe a drop of the loss, followed by an increase and finally back to convergence. Ultimately, the final loss value is in between the ones obtained training only using AdamW and only using AdEMAMix.

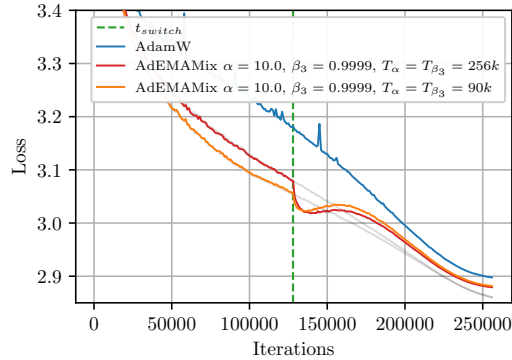


Figure 11: **Switching from AdEMAMix to AdamW at $t_{switch} = 128k$.** Using our AdEMAMix optimizer, we train two 110M parameter models with different $T_\alpha = T_{\beta_3} \in \{90k, 256k\}$. For historical reasons, those experiments were done using a batch size of 32 instead of 64 (as we used for all the other 110M parameter experiments in this paper). We switch from AdEMAMix to AdamW at $t_{switch} = 128k$. At first, the removal of the $+\alpha m_2$ contribution in the update is suddenly decreasing the effective learning rate, causing the loss to drop suddenly. The loss then increases slightly and ends up in between the AdamW only (blue curve) and AdEMAMix only (grey curves) losses.

C.1.4 HYPERPARAMETER SENSITIVITY

Hyperparameter sensitivity. Depending on whether the α and β_3 schedulers are used, AdEMAMix adds up to 4 new hyperparameters: α , β_3 , T_α and T_{β_3} . In all our experiments we tied $T_\alpha = T_{\beta_3} = T_{\alpha, \beta_3}$. In this section we analyze the sensitivity of AdEMAMix to those hyperparameters. We study the impact of α and β_3 in Fig. 12, revealing wide ranges of values for which hyperparameters are outperforming the AdamW baseline. We study the sensitivity of T_{α, β_3} as well as justify the choice of using a scheduler on α in Fig. 13. When training from scratch T_{α, β_3} needs simply to be large enough to avoid early divergence. In Fig. 15 we study the sensitivity to the gradient clipping and AdEMAMix’s β_1 value. While gradient clipping can help stabilize training and smooth the loss curves, it has little impact over the final loss value. Reducing the value of β_1 , we observe some loss spikes, yet the final loss value is relatively unaffected.

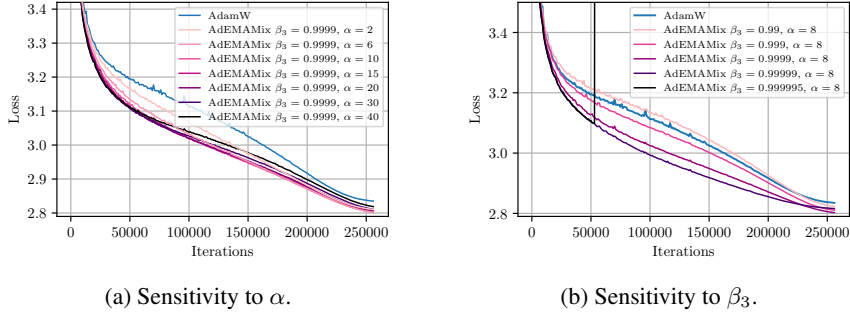


Figure 12: **Sensitivity of AdEMAMix to α and β_3 .** We test the sensitivity of 110M parameter models to the values of α and β_3 . In (a), we vary $\alpha \in \{2, 6, 10, 15, 20, 30, 40\}$ while keeping all other parameters equal ($\beta_3 = 0.9999, T_{\alpha, \beta_3} = 256k, \text{clipping} = 0.5, \eta = 0.001, \lambda = 0.1$). We see that the larger the α , the more significant is the loss decrease early during training, yet this does not necessarily translates into a better final loss. The last iterate’s loss is larger for large values of α . For this model, a sweet spot seems to be reach for $\alpha = 10$. Moreover, the span of values resulting in good results is very large. In (b), we now vary $\beta_3 \in \{0.99, 0.999, 0.9999, 0.99999, 0.999995\}$. We first observe that—except for $\beta_3 = 0.999995$ —all those values are outperforming the AdamW baseline. Moreover, we observe that there is a sweet spot, at $\beta_3 = 0.9999$, after which the final loss increases.

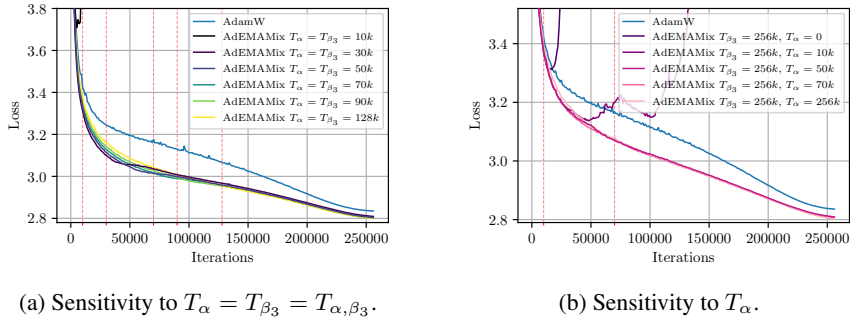


Figure 13: **Sensitivity of AdEMAMix to T_α and T_{β_3} .** For all the AdEMAMix experiments in this figure, we used $\beta_1 = 0.9, \beta_2 = 0.999, \beta_3 = 0.9999, \alpha = 10$. In (a), we test the sensitivity of 110M parameter models to the values of T_α and T_{β_3} . We tied the two values as in all the experiments in the main paper: $T_\alpha = T_{\beta_3} = T_{\alpha, \beta_3}$. We observe that when not enough warmup steps are used, the iterates either diverge or converge to slightly worse loss values. In (b) we set $T_{\beta_3} = 256k$ and only vary T_α . We observe that T_α needs to be large enough to avoid divergence. This demonstrates the necessity of using a warmup on α . This being said, the necessity of increasing α linearly depends on the value of α . Using a smaller α value can work with $T_\alpha = 0$, but using an α -scheduler alleviates any instability issue and increases the range of optimal α values (see Fig. 14). Moreover, in other experiments, we observe how not using schedulers yields detrimental large updates in the early training phase, see App. C.1.7, Fig. 22.

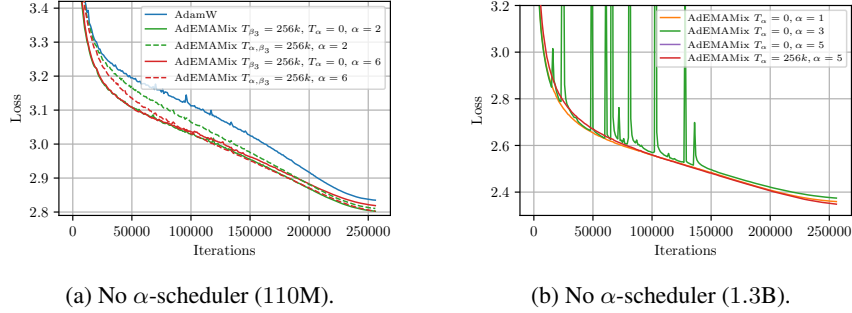


Figure 14: **The α -scheduler reduces the sensitivity to α .** We compare AdEMAMix experiments with and without α -scheduler. The experiments with α -scheduler are more stable. In (b), for 1.3B parameter models, only $\alpha = 1$ converges in a stable fashion (the purple curve with $\alpha = 5$ diverged early), and reaches a final loss slightly worse than the AdEMAMix model trained using an α -scheduler over 256k steps. In (a), for smaller 110M parameter models, we observe (i) that it is possible to converge without α -scheduler for small α values, as well as (ii) that it seems easier to reach good loss values with a scheduler (the dotted lines have a lower final loss on average).

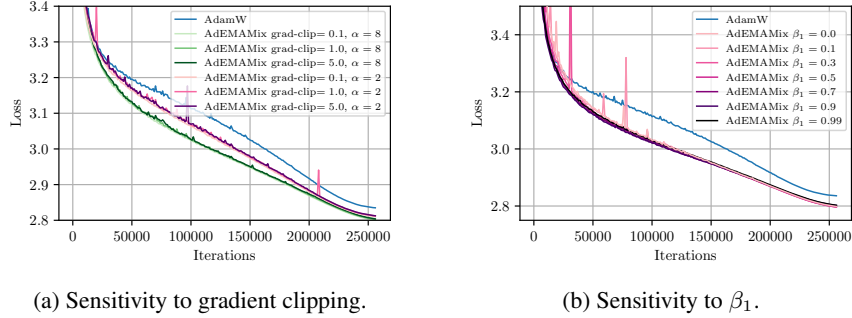


Figure 15: **Sensitivity of AdEMAMix to β_1 and the gradient clipping value.** Unless specified in the caption, all the AdEMAMix experiments in this figure used $\beta_1 = 0.9, \beta_2 = 0.999, \beta_3 = 0.9999, \alpha = 10, T_{\alpha, \beta_3} = 256k$. In (a) we vary the amount of gradient clipping used during training. We notice how gradient clipping can help to smooth the curves, yet bringing only minor improvements. In (b) we perform a sweep over $\beta_1 \in \{0, 0.1, 0.3, 0.5, 0.7, 0.9, 0.99\}$. The value $\beta_1 = 0.0$ is especially interesting as it allows us to remove entirely m_1 , therefore saving memory. We observe that smaller β_1 values yield noisier curves, with multiple loss spikes. At the 110M parameter scale, those spike do not significantly impact the convergence, we conjecture that they could become a problem at larger scales. We also notice that slightly better losses could be obtained using smaller β_1 values (e.g. $\beta_1 = 0.3$), we keep $\beta_1 = 0.9$ in all of our experiments for the ease of comparison with AdamW.

C.1.5 IMPACT OF TRAINING FOR FEWER ITERATIONS

Sensitivity to the number of iterations. As we rely on old gradients, on question that arises is whether AdEMAMix would still perform well when reducing the number of iterations. In this section we compare the loss obtained by 110M parameter models when halving the number of iterations and doubling the batch size, in such a way that the number of tokens consumed for training is always the same (17B). In Fig. 16, we observe that decreasing the number of iterations too much increases the final loss of the model. This effect is more pronounced for AdEMAMix. However, at both 32k and 64k iterations, AdEMAMix still outperforms AdamW. In Fig. 17 we observe that reducing β_3 can mostly alleviate the problem.

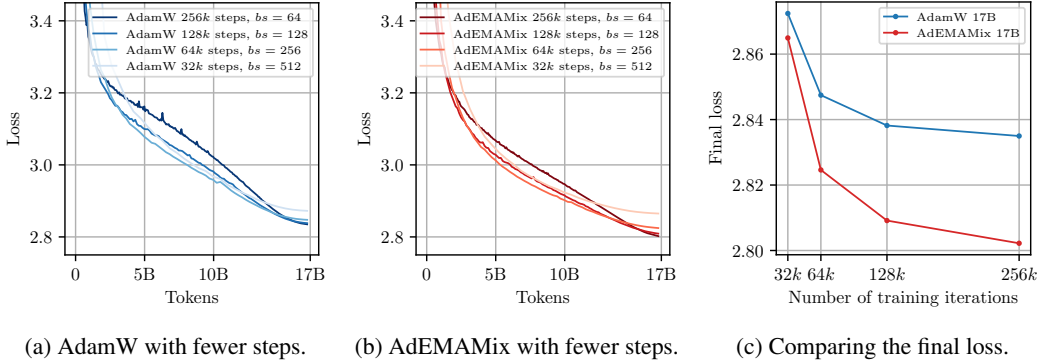


Figure 16: **Impact of using fewer iterations on AdEMAMix vs. AdamW.** We train multiple 110M parameter models. All models are trained on 17B tokens, but using different batch sizes ($bs \in \{64, 128, 256, 512\}$), which results in different numbers of iterations: $\{32k, 64k, 128k, 256k\}$. For both AdamW and AdEMAMix, we use hyperparameters from Table 2 ($\beta_3 = 0.9999$ for AdEMAMix). In (a), we observe a drop in performance when reducing the number of steps, as the loss of the final iterates is higher for the model trained for 32k steps compared to the ones trained for more iterations. In (b) we observe a similar story for AdEMAMix models, with a slightly more pronounced performance degradation. Yet, as it can be seen in (c), the gap between AdEMAMix and AdamW still remains, even when training for 32k iterations. Importantly, this experiment does not suggest that AdEMAMix is performing worse when using larger batches. In our ViT experiments, we successfully use a batch size of 4096.

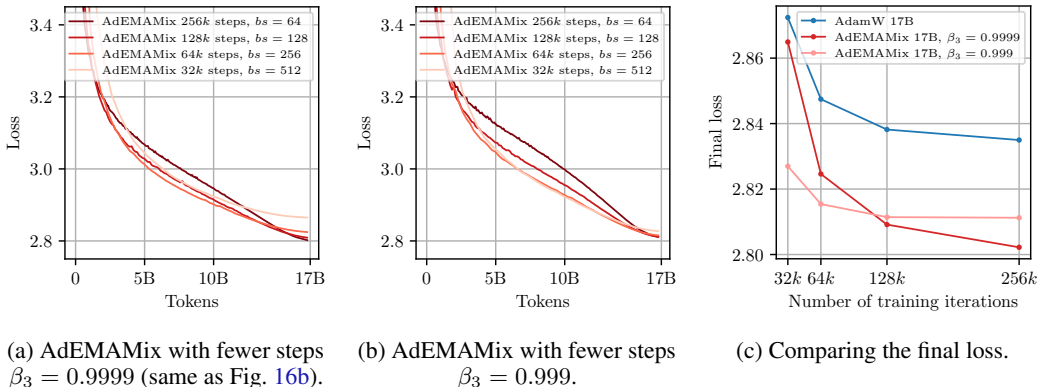


Figure 17: **Reducing β_3 can work better with low numbers of iterations.** We take the same experimental protocol as Fig. 16 but this time we compare training AdEMAMix models with $\beta = 0.999$ and $\beta = 0.9999$. In (a,b) we observe how using a smaller $\beta_3 = 0.999$ solves—in a large part—the problem of decreasing performances when using a small number of iterations. In (c), while final loss for $T \in \{128k, 256k\}$ is lower using $\beta_3 = 0.9999$, using $\beta_3 = 0.999$ is better for $T \in \{32k, 64k\}$. Using $\beta_3 = 0.999$, the gap between AdEMAMix and AdamW increases as the number of iterations decreases.

C.1.6 LIMITATIONS OF A SINGLE EMA

Results on a 2D toy example. A natural question that arises from our method is whether it is possible to obtain the same results without the additional EMA. In this section we aim to convince the reader that the two EMAs are required. First, we propose to study a small toy 2D optimization problem:

$$(x^*, y^*) \in \arg \min_{(x,y)} f(x, y), \quad \text{with } f(x, y) = 8(x - 1)^2 \times (1.3x^2 + 2x + 1) + 0.5(y - 4)^2$$

This function was introduced by Liu et al. (2023) as a function with sharp curvature along the x -axis, and flatter curvature along the y -axis. Initializing the first iterate $x^{(0)} = (0.3, 1.5)$, we start optimizing with (i) Adam with a large $\beta_1 = 0.999$, and (ii) AdEMAMix with $\beta_1 = 0.9$ and $\beta_3 = 0.999$. In both cases $\beta_2 = 0.999$. To make the experiment interesting, we initialize the EMA buffers for both methods to either $(-3, 0)$ or $(-0.8, -3)$. This has for effect to give an initial "speed" to the first iterate. As a result of this speed, Adam with a large β_1 is unable to correct his trajectory. In contrast, using two EMAs, one with a small, and one with a large β —as in AdEMAMix—converges to the solution. The fast changing EMA can correct for the bias introduced by the slow changing EMA. See Fig. 18 for results.

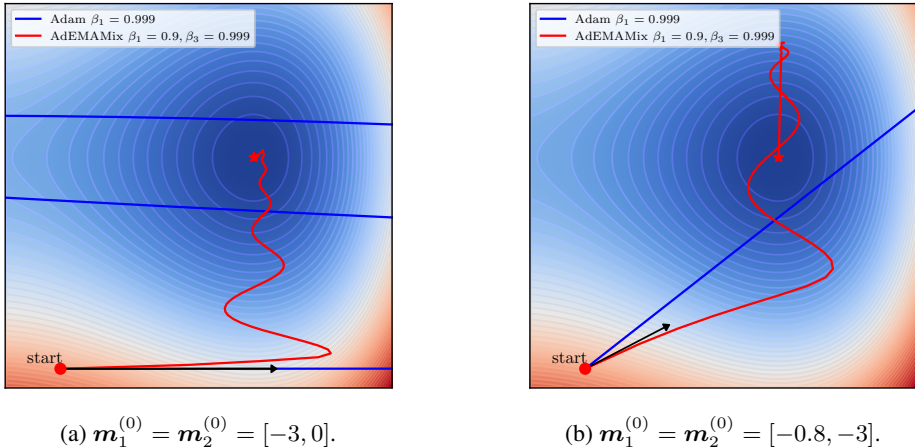


Figure 18: **Showing the necessity of a second momentum term on a toy example.** In this experiment, we use Adam and AdEMAMix to optimize a simple function (same function as in Fig.2 in Liu et al. (2023), \star is a local optimum). We want to understand what is preventing the use of large β_1 values in Adam, and how AdEMAMix is overcoming this problem. Starting from $x^{(0)} = [0.3, -1.5]$, we initialize m_1 (resp. m_1 and m_2) for Adam (resp. AdEMAMix) to either $[-3, 0]$ or $[-0.8, -3]$ —shown with black arrows (not to scale). $\nu^{(0)}$ is still initialized to 0 . This is similar to giving an initial speed to the iterate. In both cases (a) and (b), the iterates following the Adam trajectory fail to converge in the given number of iterations. This is due to the large β_1 which requires many hundreds of iterations to significantly alter m_1 . As a result, the iterates mostly follow the initial direction imposed by $m_1^{(0)}$ (ν is still used to scale m_1). In contrast, AdEMAMix converges to the solution. The fast (smaller β) EMA of AdEMAMix corrects the trajectory of the slow (high β) EMA. Interestingly, AdEMAMix initially overshoots the optimum. It has to wait for the influence of $m_2^{(0)}$ to fade away before finally converging to the solution. While this experiment does not explain why a larger momentum would be beneficial, it illustrates how using two EMAs can enable the use of large β values. A better intuition behind why a large momentum could be beneficial is presented in Fig. 2.

Results training 110M parameters LMs. To further demonstrate that simply increasing β_1 in AdamW does not provide nearly the same gains as AdEMAMix, we run several additional experiments. In Fig. 19 we show what we obtain when training from scratch using a single EMA with a $\beta_1 \in \{0.99, 0.999, 0.9999, 0.99999\}$. Naively increasing β_1 in AdamW does not work; adding a scheduler on β_1 to smoothly increase its value during the entirety of the training also fails. In Fig. 20, we show results when increasing β_1 in the middle of training, with and without scheduler on β_1 . This differs from the previous setting as we bypass the initial training phase capable of causing instabilities (see

§ 3), as well as bypass the initial iterations during which the bias correction done by AdamW can have an impact. Here again we observe increasing the β_1 value does not provide any noticeable gain.

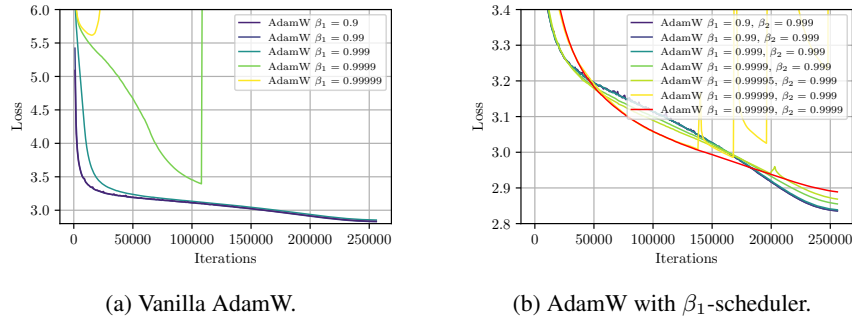


Figure 19: **Increasing β_1 in AdamW.** In (a) we perform a simple sweep over the β_1 hyperparameter of AdamW, we observe how the optimizer is unable to cope with large values of β_1 , diverging for $\beta_1 > 0.999$. In (b) we modify AdamW to incorporate the tricks we used in AdEMAMix, i.e. we add a scheduler on β_1 . While this prevents divergence, the final loss is getting worse as we increase β_1 . We had to increase β_2 to stabilise the training when using $\beta_1 = 0.99999$. Those experiments support the importance of the additional EMA in AdEMAMix.

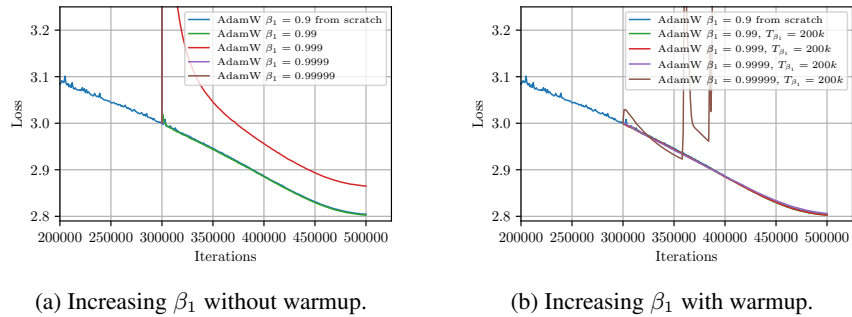


Figure 20: **Increasing β_1 in AdamW later during training.** In (a) we load an AdamW checkpoint and resume training using AdamW with a larger β_1 . We observe no gain over the baseline from increasing the value of β_1 . In (b), we add a scheduler over β_1 (similar to the scheduler over β_3 for AdEMAMix) to smooth the transition between $\beta_1 = 0.9$ and larger values. We set $T_{\beta_1} = 200k$ iterations. Despite the smoother transition, no gain over the baseline is observed.

C.1.7 MISCELLANEOUS RESULTS

Impact of β_3 and α schedulers when starting AdEMAMix from AdamW. As mentioned in § 3, we do not necessarily need the α and β_3 schedulers when resuming training from a sufficiently late checkpoint. Fig. 5b and Fig. 5c do not use schedulers, unless we start using AdEMAMix from scratch. In Fig. 21, we vary the warmup periods for α and β_3 when starting AdEMAMix from an AdamW checkpoint at $t_{switch} = 300k$. We observe how increasing $T_{\beta_3} = T_\alpha$ only slows down the convergence. This serves to illustrate that the schedulers for α and β_3 are only required to stabilise the optimization during the early training phase.

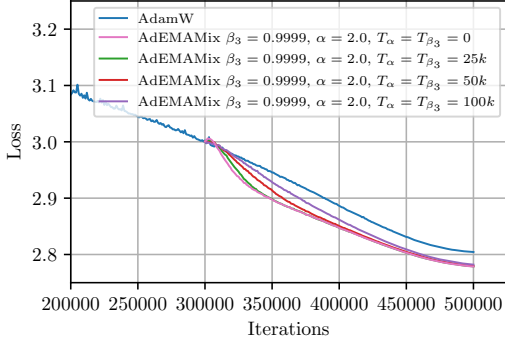


Figure 21: **No need to use schedulers when switching from AdamW to AdEMAMix sufficiently late.** For a 110M parameter model, we switch from AdamW to AdEMAMix after $t_{switch} = 300k$ iterations. We vary $T_{\beta_3} = T_\alpha \in \{0, 25k, 50k, 100k\}$, the other parameters are fixed: $\beta_3 = 0.9999, \alpha = 2$, the learning rate is inherited from AdamW and stays on his decaying course following a cosine decay. AdEMAMix’s m_2 is initialized to $\mathbf{0}$. The larger $T_{\beta_3} = T_\alpha$, the slower the convergence is, the final loss value are very similar. This shows that the schedulers for α and β_3 are not important when starting AdEMAMix from a sufficiently late checkpoint.

AdEMAMix from scratch without schedulers. In this section we provide more justification for the use of schedulers on α and β_3 . We reveal that, without the use of schedulers, the norms of the updates increases significantly, even for small α values. Unstable and large weight updates are known to occur in the early phases of training when learning rate warmup is not used (Gotmare et al., 2019). Using large momentum values too early seem to increase this phenomenon. See Fig. 22.

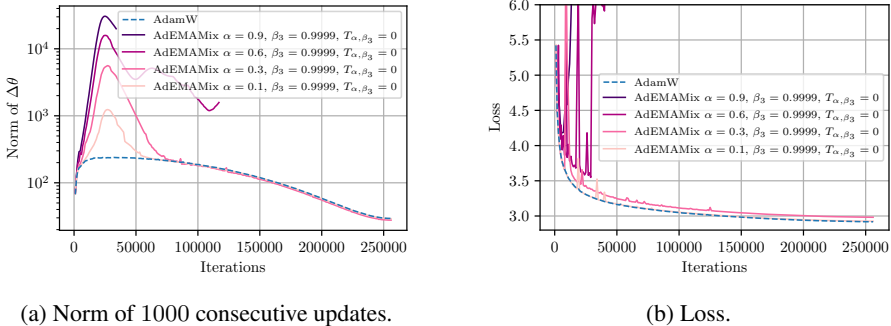


Figure 22: **The norm of the updates is exploding without schedulers.** For historical reasons, those experiments were done with a 110M parameter model using a batch size of 32, and without weight decay ($\lambda = 0$). We use $\beta_2 = 0.999$ and $\beta_1 = 0.9$. We use 3000 steps of learning rate warmup for all the experiments. In (a), we monitor the norm of 1000 consecutive updates: $\|\Delta\theta^{(t)}\|_2 = \|\theta^{(t+1000)} - \theta^{(t)}\|_2$. Even when using small values of α , the norm of $\Delta\theta^{(t)}$ is increasing significantly at the beginning of training. As a result, in (b), we observe how—without the use of a scheduler on α and β_3 —AdEMAMix models are either diverging or fail to recover and improve upon AdamW.

Impact of the linear decay duration when using a constant η -scheduler. In Fig. 3b we show results using AdEMAMix with a linear warmup \rightarrow constant \rightarrow linear decay learning rate scheduler. We used $100k$ of linear decay. In this section we experiment with $200k$ steps of linear decay, the rest of the parameters are the same: we use a 1.3B parameter model with a max learning rate of 10^{-4} and remaining hyperparameters as in Table 4. Results can be seen in Fig. 23.

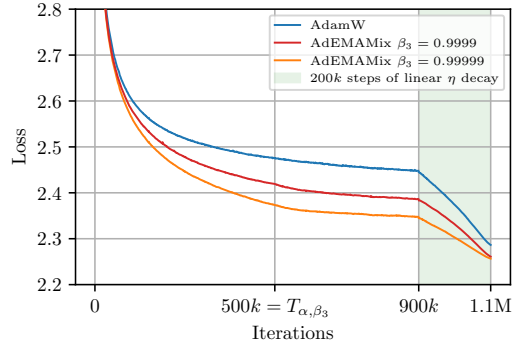


Figure 23: **Testing a different decay duration compared to Fig. 3b.** Increasing the length of the learning rate decay improves the results for each methods. The gap between AdEMAMix using $\beta_3 = 0.99999$ and $\beta_3 = 0.9999$ is shrinking, but the gap between AdEMAMix models and AdamW remains.

Same figure as Fig. 1, including the AdamW trained on 197B tokens. In Fig. 1 we represent the AdamW experiment trained on 197B tokens by a blue horizontal line for aesthetic reasons. In Fig. 24 we include this missing curve to the same plot.

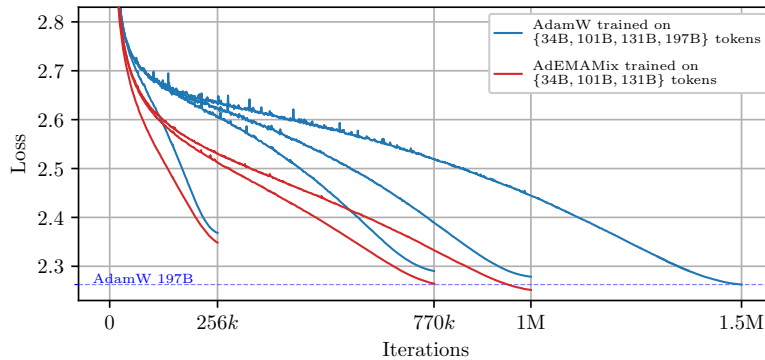


Figure 24: **Same as Fig. 1 adding AdamW 197B.**

C.2 ViT EXPERIMENTS

Top-k accuracies. In Fig. 6, we plot the test and train loss for the final iterates. In Fig. 25, we give a more detailed view by reporting the evolution of the training loss, test loss, and top-1 accuracy. Looking at the first row, the training loss for AdEMAMix is systematically better than the AdamW baseline. The second row shows that in cases where the test loss correlates well with the train loss, AdEMAMix works well. The top-1 accuracy carries the same message.

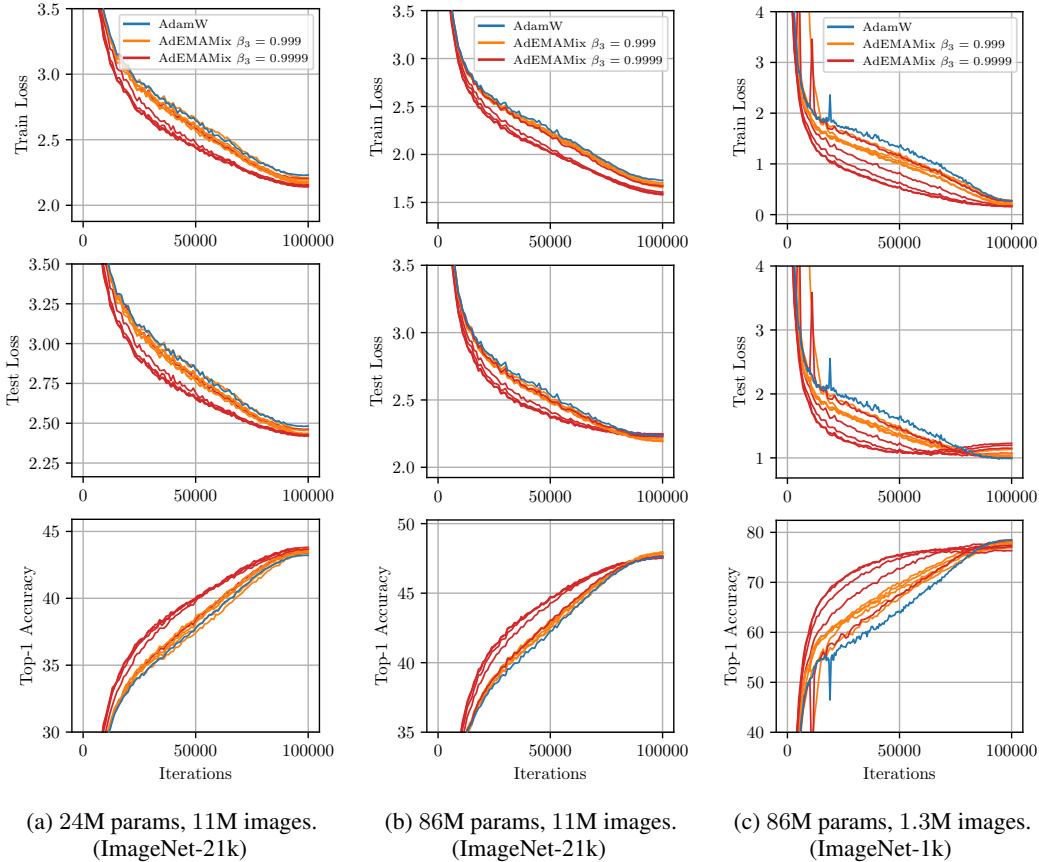


Figure 25: **AdEMAMix & capacity/data ratio.** These figures complement Fig. 6 and provide the top-1 accuracy as well as the training and test losses for the three experimental setups used in our ViT experiments (see § 4.3). From left to right, the ratio between data and model capacity worsen. In (a), we train a 24M parameter model on a dataset of 11M images (Imagenet-21k), doing a total of 37 epochs. In this setting the training and test loss curves are very similar, signaling no blatant overfitting. We observe AdEMAMix trivially outperforms the AdamW baseline. As the ratio between data and model capacity worsen, in (b) (more capacity) and (c) (more capacity and less data), it becomes more and more difficult to find hyperparameters outperforming the baseline. Yet, across all those settings, the training loss for AdEMAMix is always lower than that of the AdamW baseline. When decreasing training loss correlates well with decreasing test loss, AdEMAMix can be expected to work well.

C.3 COMPARISON WITH OTHER METHODS

C.3.1 COMPARISON WITH ADMETA AND DEMA

Double Exponential Moving Average (DEMA). Originally introduced by [Mulloy \(1994\)](#), a DEMA originally aimed to emphasize the weight of recent asset price fluctuations, making the DEMA indicator more reactive to changes compared to simple EMAs. Given notations introduced in the main paper, let $\text{EMA}_\beta^{(T-N:T)} \triangleq \text{EMA}(\beta, \mathbf{g}^{(T-N)}, \dots, \mathbf{g}^{(T)})$, let N be the window size representing how many consecutive values are considered in the average, the formula for DEMA can be written as follows:

$$\text{DEMA}(\beta, \mathbf{g}^{(T-2N)}, \dots, \mathbf{g}^{(T)}) = 2 \cdot \text{EMA}_\beta^{(T-N:T)} - \text{EMA}(\beta, \text{EMA}_\beta^{(T-2N:T-N)}, \dots, \text{EMA}_\beta^{(T-N:T)}).$$

If a simple EMA tends to give a significant weight to more recent observations, a DEMA emphasizes this behaviour by removing some of the weight given to older observations. This is not what we suggest doing in this work, we want both high sensitivity to recent observations and non-negligible weights given to older observations.

AdMeta. [Chen et al. \(2023b\)](#) take inspiration over DEMA and use nested EMAs in their AdMeta-S optimizer:

$$\begin{cases} \mathbf{m}_1^{(t)} &= \beta_1 \mathbf{m}_1^{(t-1)} + \mathbf{g}^{(t)} \\ \mathbf{h}^{(t)} &= \kappa \mathbf{g}^{(t)} + \mu \mathbf{m}_1^{(t)} \\ \mathbf{m}_2^{(t)} &= \beta_2 \mathbf{m}_2^{(t-1)} + (1 - \beta_2) \mathbf{h}^{(t)} \\ \boldsymbol{\theta}^{(t)} &= \boldsymbol{\theta}^{(t-1)} - \eta \mathbf{m}_2^{(t)}. \end{cases} \quad (\text{AdMeta-S})$$

With μ and κ parameterized by $\beta_1 \in [0, 1[$ as such:

$$\begin{aligned} \mu &= 25 - 10\left(\beta_1 + \frac{1}{\beta_1}\right) \\ \kappa &= \frac{10}{\beta_1} - 9. \end{aligned}$$

In their AdMeta-S experiments, they use $\beta_1 = 0.9$, corresponding to $(\mu, \kappa) = (4.88, 2.11)$. β_2 takes values ranging from 0.1 to 0.4. As a results, unlike AdEMAMix, AdMeta is not leveraging very old gradients. Analysing the AdMeta algorithm, we see that it consists in two nested EMAs. We show the shape of nested EMAs in [Fig. 26](#). In sharp contrast with our approach we observe that (i) it reduces the weights given to recent gradients and (ii) it gives a small weight to old gradients.

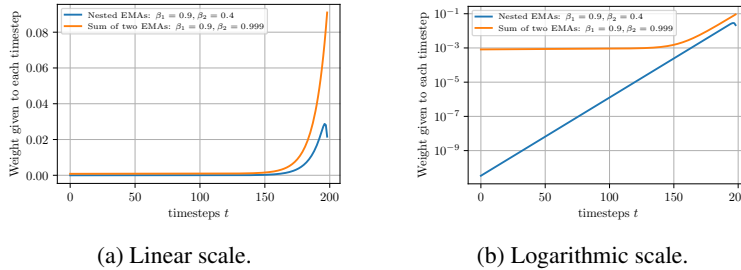


Figure 26: Comparison between nested EMAs and a linear combination of EMAs. In (a) we observe how two nested EMAs actually decrease the influence of recent timesteps. This is the justification for the DEMA method, which aims to increase the sensitivity to recent gradients by subtracting nested EMAs. In (b), using a log-scale for the y -axis, we see how, for the values used in AdMeta, the older gradients receive a negligible weight. In our work, we show how very old gradients can be leveraged to get better results by keeping a high sensitivity to recent gradients while giving non-negligible weights to older gradients.

C.3.2 COMPARISON WITH LION

The Lion optimizer. Chen et al. (2023a) derived the following optimizer. We change notations to facilitate the comparison with AdEMAMix:

$$\begin{cases} \theta^{(t)} &= \theta^{(t-1)} - \eta \cdot (\text{sign}(\alpha \mathbf{m}^{(t-1)} + (1 - \alpha) \mathbf{g}^{(t)}) + \lambda \theta^{(t-1)}) \\ \mathbf{m}^{(t)} &= \beta \mathbf{m}^{(t-1)} + (1 - \beta) \mathbf{g}^{(t)}. \end{cases} \quad (\text{Lion})$$

The Lion optimizer uses a sign function and updates its EMA after updating the parameters. Moreover, it does not normalize the updates. While Lion and AdEMAMix are quite different from each others, we can draw one similarity. Indeed, the interpolation $\alpha \mathbf{m}^{(t-1)} + (1 - \alpha) \mathbf{g}^{(t)}$ is similar to combining two EMA, one of them using $\beta = 0$. While we mention the possibility of setting AdEMAMix’s β_1 to 0 in § 3, we show in App. C.1.4 (Fig. 15b) that this can cause instabilities. Interestingly, Chen et al. (2023a) find that larger $\beta = 0.99$ values work best. Beside this similarity, the two optimizers behave very differently, the biggest difference being the use of the sign function, which Chen et al. (2023a) claim can help regularize the training. We test the Lion optimizer on language modeling. To tune the hyperparameters, we took values from Chen et al. (2023a) as a starting point, as well as recipes provided by the Optax Jax library. A summary of our hyperparameter tuning is in Table 8:

Table 8: **Hyperparameter tuning for Lion 110M parameter models.** When multiple values are given, we bold the parameters we found to give the best results.

Hyperparameter	Value
Learning rate η	0.00005, 0.0001, 0.0002, 0.0004 , 0.0006, 0.0008, 0.001
Number of warmup steps	3000
Sequence length	1024
Weight decay λ	0.01, 0.125, 0.166, 0.25 , 0.5, 1.0
Learning rate decay scheduler	cosine-decay
Batch size	64
Gradient clipping	1.0, 0.5
Lion α	0.5, 0.7, 0.9
Lion β	0.99 , 0.9999

The training curve associated to the best hyperparameters is in Fig. 27. We observe that Lion is not outperforming our carefully tuned AdamW baseline. Moreover, no attempt to increase β beyond 0.99 was successful, as those models mostly diverged.

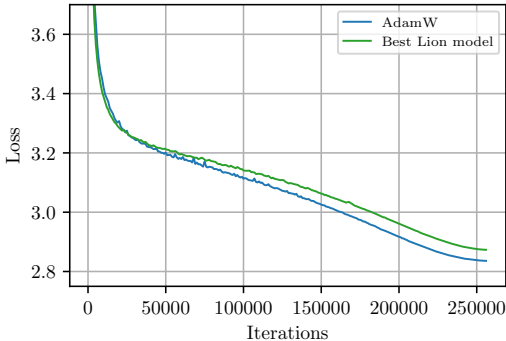


Figure 27: **Comparing AdamW with the best Lion model found.** Hyperparameters used are in Table 8. We train many Lion models and select the one with the lowest final validation loss. Lion is not outperforming our carefully tuned AdamW baseline.