

# CMM-Math: A Chinese Multimodal Math Dataset To Evaluate and Enhance the Mathematics Reasoning of Large Multimodal Models

Wentao Liu\*, Qianjun Pan\*, Yi Zhang, Zhuo Liu, Ji Wu,  
Jie Zhou†, Aimin Zhou†, Qin Chen, Bo Jiang, Liang He

<sup>2</sup>Department of Educational Information Technology, East China Normal University, China

<sup>3</sup>Lab of Artificial Intelligence for Education, East China Normal University, China

<sup>1</sup>School of Computer Science and Technology, East China Normal University, China

<https://github.com/ECNU-ICALK/EduChat-Math>

## Abstract

Large language models (LLMs) have obtained promising results in mathematical reasoning, which is a foundational skill for human intelligence. Most previous studies focus on improving and measuring the performance of LLMs based on textual math reasoning datasets (e.g., MATH, GSM8K). Recently, a few researchers have released English multimodal math datasets (e.g., MATHVISTA and MATH-V) to evaluate the effectiveness of large multimodal models (LMMs). In this paper, we release a Chinese multimodal math (CMM-Math) dataset, including benchmark and training parts, to evaluate and enhance the mathematical reasoning of LMMs. CMM-Math contains over 28,000 high-quality samples, featuring a variety of problem types (e.g., multiple-choice, fill-in-the-blank, and so on) with detailed solutions across 12 grade levels from elementary to high school in China. Specifically, the visual context may be present in the questions or opinions, which makes this dataset more challenging. Through comprehensive analysis, we discover that state-of-the-art LMMs on the CMM-Math dataset face challenges, emphasizing the necessity for further improvements in LMM development. We also propose a Multimodal Mathematical LMM (Math-LMM) to handle the problems with mixed input of multiple images and text segments. We train our model using three stages, including foundational pre-training, foundational fine-tuning, and mathematical fine-tuning. The extensive experiments indicate that our model effectively improves math reasoning performance by comparing it with the SOTA LMMs over three multimodal mathematical datasets.

## Introduction

The recent advent of large language models (LLMs), like OpenAI’s GPT-4 (OpenAI 2023) and LLaMA (Touvron et al. 2023a,b), have demonstrated remarkable success across math problem solving, which is an important skill for human intelligence (Liu et al. 2023b). Several studies utilize chain-of-thought (CoT) (Wei et al. 2022) to solve the problems step by step (Chen et al. 2022; Lu et al. 2023; Zhang et al. 2023; Fu et al. 2023). Also, tools and programs are

integrated with LLMs to reduce the hallucination problem of math reasoning (Gao et al. 2023a; Drori et al. 2022; He-Yueya et al. 2023). LLEMMA (Azerbayev et al. 2023) is a math-specific LLM that is fine-tuned on large-scale mathematical datasets, which obtains great abilities in generating textual solutions for mathematical problems and formulating formal proofs.

Furthermore, to evaluate and improve the mathematical performance of LLMs, some textual math datasets are released (Mishra et al. 2022; Frieder et al. 2024). For instance, Hendrycks et al. proposed a MATH dataset that contains 12,500 challenging competition mathematics problems with step-by-step solutions. GSM8K (Cobbe et al. 2021) is a dataset of 8.5K high-quality linguistically diverse grade school math word problems. However, these studies mainly focus on textual information while the visual contexts of the problems are ignored by the previous literature.

Recently, various large multimodal models (LMMs) like GPT-4V (OpenAI 2023), LLaVA (Liu et al. 2024a), CogVLM (Wang et al. 2023) and Gemini (Team et al. 2024) are proposed for improving the performance of multimodal reasoning. To measure the mathematic reasoning abilities of LLMs, some researchers released multimodal math benchmarks. MMMU (Yue et al. 2024) is a popular multimodal dataset that mainly focuses on visual recognition with few problems about simple mathematical reasoning. Additionally, the multimodal datasets designed for mathematical reasoning are also proposed (Lu et al. 2024; Wang et al. 2024). Lu et al. (2024) proposed the first math-specific English benchmark dataset, MATHVISTA, to measure the performance of the LMMs. This dataset includes seven mathematical reasoning types with a diverse array of visual contexts across five primary tasks. Additionally, Wang et al. (2024) organized a math evaluation benchmark, MATH-V, which contains 3,040 mathematical problems across 16 knowledge concepts.

Unlike these studies, the unique characteristics of our Chinese Mathematical (CMM-Math) dataset are listed as follows. First, the existing multimodal mathematical datasets are in English, while our CMM-Math focuses on Chinese. Second, we release a benchmark dataset to measure performance and contribute a training dataset to fine-tune LMMs,

\*These authors contributed equally.

†The corresponding authors.

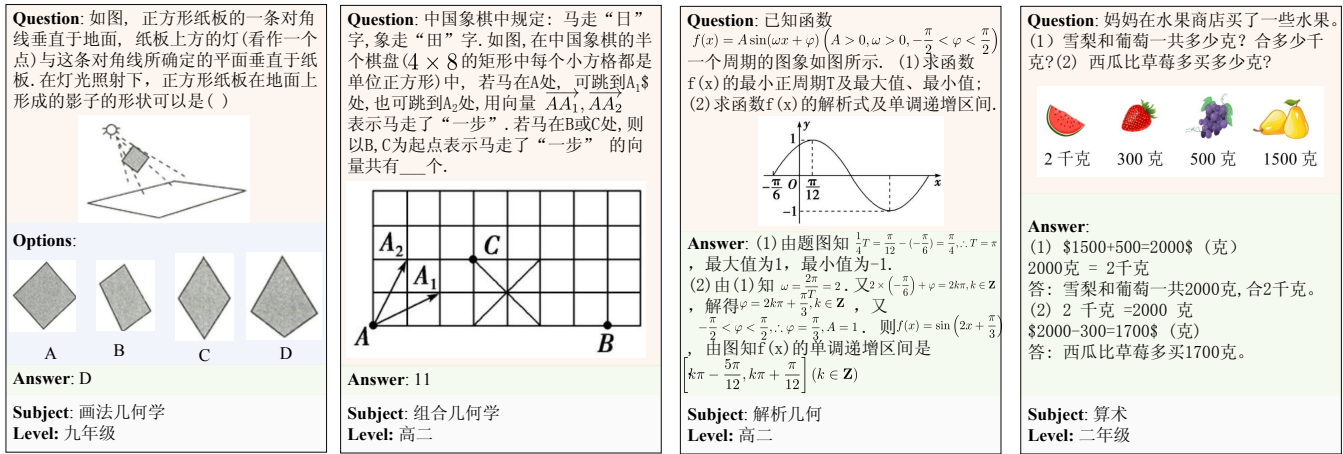


Figure 1: Some examples in our CMM-Math datasets.

facilitating future research and increasing accuracy in multimodal mathematical reasoning. Third, our dataset is more complex, with problems that may contain multiple figures in questions or options, as shown in the first example in Figure 1. Moreover, it contains more question types, including single-choice questions, multiple-choice questions, fill-in-the-blank questions, and essay questions. Fourth, our large-scale CMM-Math datasets contain more than 28,000 samples across 12 grade levels from elementary to high school. To our knowledge, is currently the largest Chinese mathematical dataset available.

We evaluate the state-of-the-art open-source and close-source LMMs on our CMM-Math dataset. The results show that it is a challenge for the current foundation LMMs to handle multimodal mathematical reasoning tasks. Furthermore, we propose a math-specific LMM (Math-LMM) with a mixed instruction to handle the problems with multiple images. We train Math-LMM using three phases: foundational pre-training that aligns visual information with LLM, foundational fine-tuning that captures the abilities of task solving, and mathematical fine-tuning that learns mathematical reasoning.

The main contributions of this paper are summarized as follows.

- We collect and release a high-quality multimodal mathematical dataset, CMM-Math, which consists of evaluation and training datasets to measure and improve the performance of the current LMMs.
- We propose a math-specific LMM (Math-LMM) that trains with three stages: foundational pre-training, foundational fine-tuning, and mathematical fine-tuning.
- We conduct a comprehensive evaluation of our Math-LMM model and the existing LMMs on our CMM-Math dataset. The results show that the performance of the existing SOTA methods is limited. Our model performs well over MATHVISTA and Math-V datasets with only about 8B parameters.

## Related Works

### Mathematical Dataset

Various datasets (Mishra et al. 2022; Cobbe et al. 2021; Hendrycks et al. 2020, 2021a; Frieder et al. 2024)) have been introduced to measure the mathematical capabilities of large language models (LLMs). For instance, GSM8K (Cobbe et al. 2021) and MATH (Hendrycks et al. 2021a) are two popular textual datasets to comprehensively evaluate the LLMs. These datasets (Liu et al. 2023b) can test the language processing abilities in areas such as mathematical reasoning, computation, and theorem proving, but they do not effectively assess the ability of large multimodal models to solve math problems that require visual modalities, such as geometry problems, properties of function graphs, etc.

In the past two years, specialized multimodal datasets for the mathematics domain have emerged to assess the mathematical capabilities of large multimodal models, such as MMMU (Yue et al. 2024), MATHVISTA (Lu et al. 2024), and MATH-V (Wang et al. 2024). MMMU (Yue et al. 2024) primarily evaluates the model’s visual recognition abilities, with only a few questions involving simple mathematical reasoning. MATHVISTA (Lu et al. 2024) consolidates and transforms existing FQA (Figure Question Answering), GPS (Geometry Problem Solving), MWP (Math Word Problems), TQA (Textbook Question Answering), and VQA (Visual Question Answering) datasets, enabling tests of basic mathematical reasoning, but it covers fewer math concepts and has a limited variety of question types, many of which can be solved with VQA capabilities alone. MATH-V (Wang et al. 2024) compiles questions from math competitions like Math Kangaroo, UK contests at various levels (Grey, Pink, Junior, Senior), and US competitions (AMC 8, 10, 12) and invitational events (AIME). This dataset evaluates models across multiple educational levels and topics.

Unlike these datasets, our CMM-Math dataset not only offers evaluations covering multiple grades and topics but also includes both training and evaluation datasets. Furthermore, the problem in our dataset may contain multiple images with detailed solution explanations across a variety of problem

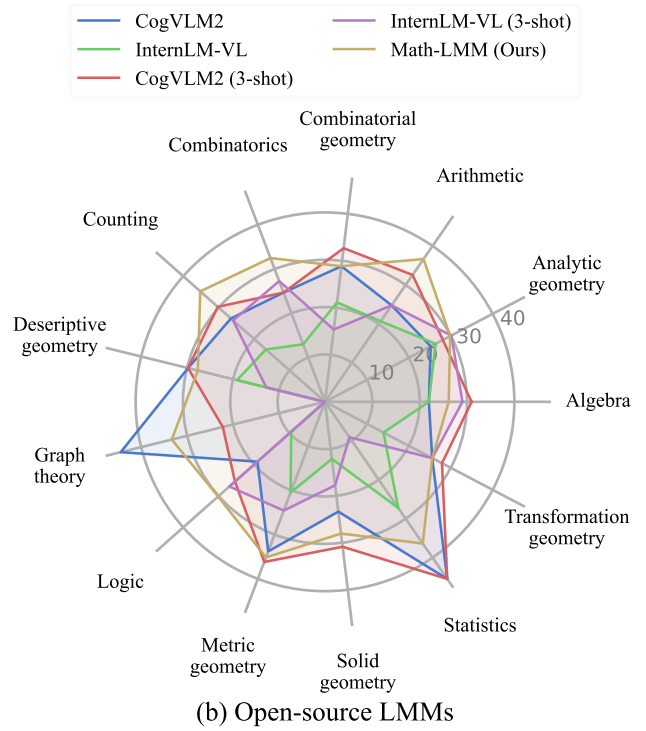
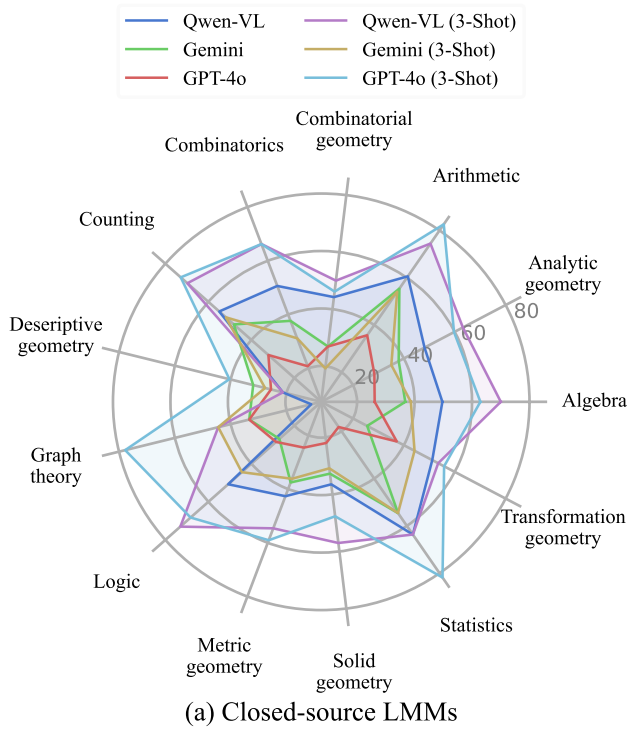


Figure 2: The performance of LMMs across 13 subjects

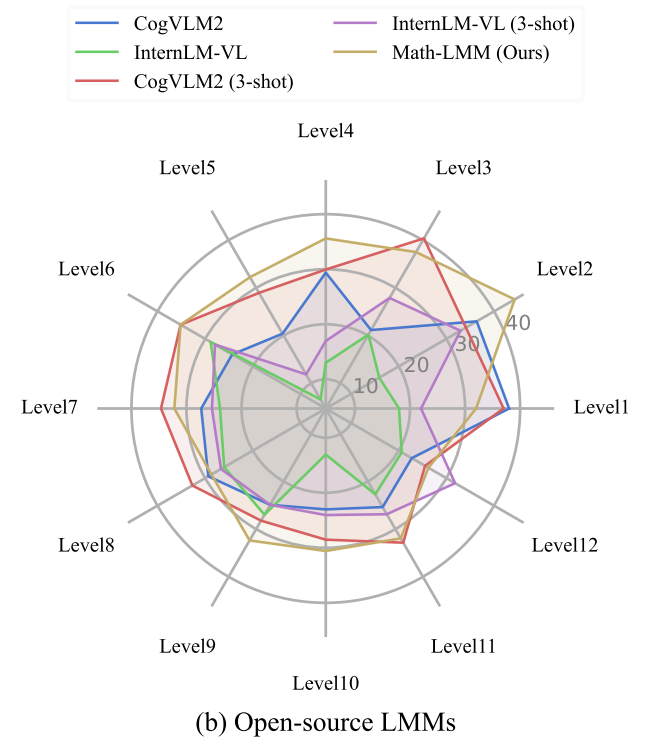
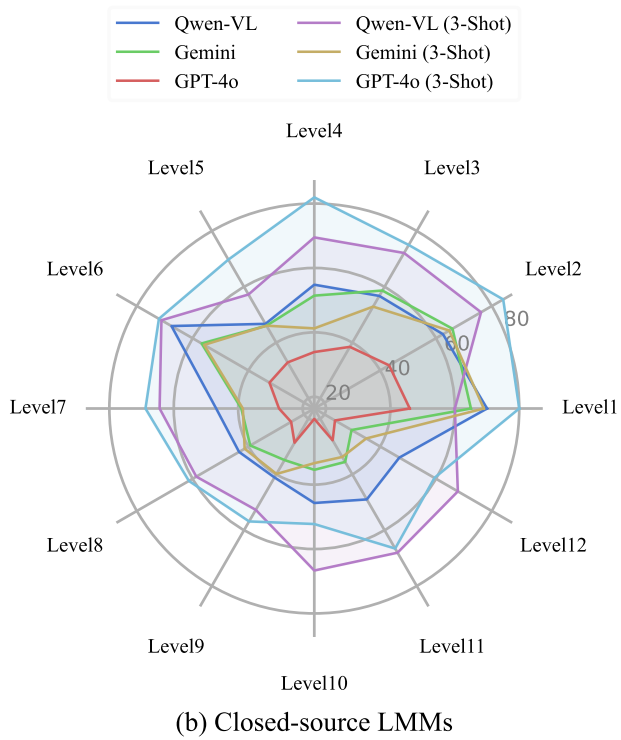


Figure 3: The performance of LMMs across 12 levels

Table 1: Key statistics of CMM-Math.

Statistic	Number
Total problems	28,069
Total images	15,213
Total detailed solutions	23,825
Levels	12
Subjects	13
Images in questions	9,490
Images in answers	5,723
Maximum problem length	2,016
Minimum problem length	3
Average problem length	108.31

types. We have also provided a large amount of data that contains only the text modality, which, to our knowledge, is currently the largest Chinese mathematical dataset available.

### Large Multimodal Model

With the introduction of GPT-4V (OpenAI 2023), an increasing number of versatile multimodal large models have been proposed. Commonly, these models aim to handle both text and image tasks simultaneously. They employ a tokenizer and a visual encoder (such as CLIP (Radford et al. 2021)) to encode textual and visual information separately, then concatenate the encoded vectors into a unified input that is fed into the large language model. Notable large multimodal models include LLaVa (Liu et al. 2024a), Qwen-VL (Bai et al. 2023b), Gemini (Team et al. 2024), InternLMX Composer-VL (Dong et al. 2024; Zhang et al. 2024a), and GPT-4o. The CMM-Math can provide detailed and specialized comparisons of these models’ multimodal mathematical capabilities. Furthermore, we propose a math-specific LMM for multimodal mathematical reasoning, which obtains new state-of-the-art performance.

## Dataset

### Dataset Construction

For a lack of Chinese multimodal mathematical datasets, we collect and release CMM-Math dataset. Our benchmark data collection is divided into three stages. In the first stage, we collect more than 10,000 exam papers with a total of 12 grades of mathematics test problems from primary school to high school in China. Each test paper includes multiple-choice, fill-in-the-blank, analysis, and other problems, with problems containing visual input or plain text. Most of these papers provide the solution, grade. Since the test problems are in PDF format, we use the Mathpix API<sup>1</sup> to extract text and images in a markdown format and download the extracted images locally. In the second stage, we phrase the problems from the markdown text using a JSON format, including fields such as question type, modality, question, option, answer, solution, etc. In order to improve the quality of the data, we conducted multiple rounds of validation. Firstly,

<sup>1</sup><https://mathpix.com>

Table 2: Detailed statistics of CMM-Math datasets.

Statistic	#Evaluation	#Training	#Total
Total problems	5,821	22,248	28,069
Total images	3,794	11,419	15,213
Total detailed solutions	5,204	18,621	23,825
Images in questions	2,144(56.51%)	7,346(64.33%)	9,490(62.38%)
Images in answers	1,650(43.49%)	4,073(35.67%)	5,723(37.62%)
Type	4	4	4
- Choice	2,222(38.17%)	8,618(38.74%)	10,840 (38.62%)
- fill-in-the-blank	1,668(28.65%)	6,382(28.69%)	8,050(28.68%)
- Yes-no	18(0.31%)	88 (0.40%)	106(0.38%)
- Analysis	1,913(32.86%)	7,170(32.23%)	9,083 (32.36%)
Level	12	12	12
- Level-1	319(5.48%)	1,180(5.30%)	1,499(5.34%)
- Level-2	439(7.54%)	1,648(7.41%)	20,87(7.44%)
- Level-3	444(7.63%)	1,680(7.55%)	2,124(7.57%)
- Level-4	574(9.86%)	2,210(9.93%)	2,784(9.92%)
- Level-5	534(9.17%)	1,939(8.72%)	2,473(8.81%)
- Level-6	463(7.95%)	1,783(8.01%)	2,246(8.00%)
- Level-7	458(7.87%)	1,751(7.87%)	2,209(7.87%)
- Level-8	361(6.20%)	1,372(6.17%)	1,733(6.17%)
- Level-9	493(8.47%)	1,900(8.54%)	2,393(8.53%)
- Level-10	587(10.08%)	2,284(10.27%)	2,871(10.23%)
- Level-11	646(11.10%)	2,512(11.29%)	3,158(11.25%)
- Level-12	503(8.64%)	1,989(8.94%)	2,492(8.88%)
Subjects	13	13	13
- Analytic Geometry	707(12.15%)	2,756(12.39%)	3,463(12.34%)
- Metric Geometry	738(12.68%)	2,876(12.93%)	3,614(12.88%)
- Solid Geometry	546(9.38%)	2,092(9.40%)	2,638(9.40%)
- Arithmetic	1,999(34.34%)	7,855(35.31%)	9,854(35.11%)
- Algebra	676(11.61%)	2,640(11.87%)	3,316(11.81%)
- Counting	407(6.99%)	1,546(6.95%)	1,953(6.96%)
- Transformation Geometry	85(1.46%)	274(1.23%)	359(1.28%)
- Graph Theory	26(0.45%)	44(0.20%)	70(0.25%)
- Combinatorial Geometry	140(2.41%)	495(2.22%)	635(2.26%)
- Combinatorics	217(3.73%)	747(3.36%)	964(3.43%)
- Logic	127(2.18%)	416(1.87%)	551(1.96%)
- Descriptive Geometry	135(2.32%)	465(2.09%)	603(2.15%)
- Statistics	18(0.31%)	42(0.19%)	60(0.21%)

we will examine the issue of image recognition. Correct text that Mathpix fails to recognize accurately (recognizing text or mathematical formulas as images) and images that are incorrectly recognized. Secondly, detect potential issues with each field, including mismatched question types and lengthy parsing. In the third stage, we divided the problem into 13 different topics. Due to the large amount of data and the high cost of manual annotation, we chose three large models, GPT-4o, Gemini, and Qwen-vl-max to vote on the topics and assign them to the topics based on the principle of minority obeying majority. Finally, we ask students to check the problems with the format and context.

### Dataset Analysis

Our CMM-Math dataset contains 28,069 problems with rich textual and visual information (See Table 1 and Table 2). Among them, there are 21,200 textual problems and 6,869 multimodal problems, which can be divided into choice, fill-

	Multimodal	Training	Evaluation	Language	#Number	Type
MATH (Hendrycks et al. 2021a)	✗	✓	✓	EN	12,500	Fill-in-the-blank questions
GSM8K (Cobbe et al. 2021)	✗	✗	✓	EN	8,500	Fill-in-the-blank questions
MathQA (Amini et al. 2019)	✗	✓	✓	EN	37,259	Fill-in-the-blank questions
MMMU (Yue et al. 2024)	✓	✗	✓	EN	11,500	Choice and fill-in-the-blank questions
MATHVISTA (Lu et al. 2024)	✓	✗	✓	EN	6,141	Choice and fill-in-the-blank questions
MATH-V (Wang et al. 2024)	✓	✗	✓	EN	3,040	Choice and fill-in-the-blank questions
CMM-Math (Ours)	✓	✓	✓	CN	28,249	Choice, fill-in-the-blank, analysis and yes-no questions

Table 3: Comparison with existing datasets. EN and CN mean English and Chinese.

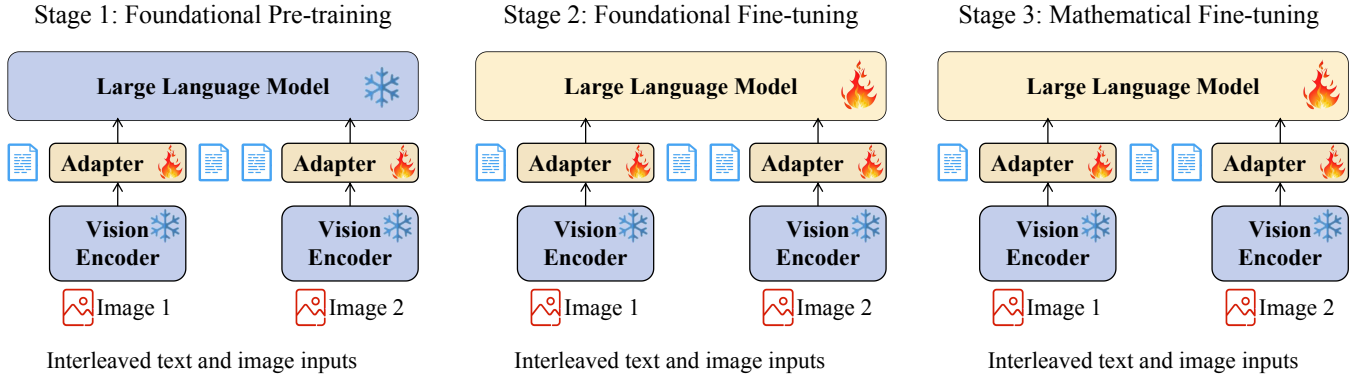


Figure 4: The diagram of our Math-LMM framework.

in-the-blank, yes-no, and analysis problems. We also split the dataset into 12 levels, corresponding to the basic education stage from first grade of primary school to third grade of high school, to ensure the applicability and reference value of the dataset in educational practice. CMM-Math contains 13 knowledge points, covering most of the mathematical fields encountered in middle and high school, particularly logic, algebra, counting, arithmetic, combinatorics, graph theory, topology, statistics, solid geometry, metric geometry, analytic geometry, descriptive geometry, combinatorial geometry, and transformation geometry.

Our dataset has a more diverse and comprehensive range of question types compared to existing datasets. Particularly, the dataset is finely classified based on three dimensions: grade, subject, and question type. More than 84% of problems have detailed solutions. Following the 1:4 ratio principle, we split the dataset into evaluation and training datasets to measure and enhance the performance of LMMs. The evaluation dataset contains 5,821 examples, and the training dataset contains 22,248 examples.

### Comparison with Existing Datasets

To clarify the characteristics of our CMM-Math, we compare it with multiple existing mathematical benchmarks, including textual datasets (e.g., MATH, GSM8K, MathQA) and multimodal datasets (e.g., MMMU, MATHVISTA, MATH-V), as shown in Table 3. First, most of these datasets are in English while we focus on Chinese to measure LMMs more comprehensively. Second, our CMM-Math is a multimodal dataset for mathematical reasoning, where each problem may contain multiple images, designed for LMMs. Textual

MATH and GSM8K datasets are used to evaluate the performance of LLMs. Third, our dataset contains the evaluation and training datasets. The existing multimodal datasets evaluate the power of LMMs while ignoring how to improve their performance. Fourth, our datasets are diverse, with rich subjects and problem types across 12 grades, which can more deeply distinguish models’ performance in different mathematical contexts. CMM-Math provides 11 knowledge points and multiple question types, including choice, yes-no, computation, fill-in-the-blank, and analysis. In addition, the CMM-Math problems are derived from real math tests in primary, middle, and high school, covering a wider range of grades than the GSM8K, which only includes primary school knowledge. CMM-Math can better test the problem-solving ability of the model at different stages. Finally, our dataset has detailed analysis and rich question stem content, which can enhance the mathematical reasoning ability of the model.

### Our Proposed Method

In this paper, we propose a math-specific LMM (Math-LMM) for multimodal math reasoning, as illustrated in Figure 4. To tackle the problems with multiple figures, we introduce a mixed instruction with the interleaved text and image inputs. Inspired by (Liu et al. 2023a), Math-LMM primarily comprises a Vision Encoder for encoding image information, an Adapter for modality alignment, and a Large Language Model (LLM) for mathematical reasoning. Moreover, to capture the abilities of math reasoning, we train our model using three stages: foundation pre-training aligns general visual information with LLMs, foundation fine-tuning learns

general multimodal abilities, and mathematical fine-tuning uses instruction learning to learn multimodal mathematical reasoning.

We translate the input sample as a mix instruction to train Math-LMM. The template instruction is “This is text. [IMAGE1]. This is text. ... This is text. [IMAGE2]. [IMAGE3] ...”, where [IMAGE] is the image embedding after alignment. First, we input the images into the vision encoder (e.g., ViT (Dosovitskiy et al. 2021), DFN5B (Fang et al. 2023)) to obtain the image representation with a fixed dimension. The vision encoder is pre-trained on large-scale visual or multimodal datasets, which can embed the image effectively. Then, we obtain the image embedding [IMAGE] by aligning the image representation with LLM using an adapter. Common designs for the adapter include Cross-Attention (Gheini, Ren, and May 2021), Q-Former (Li et al. 2023), and MLP. We chose a simple but equally effective two-layer MLP with GELU functions for our Adapter. Finally, we input the mixed restructure with interleaved image-text inputs to LLMs (e.g., Qwen2-7B-Instruct (Bai et al. 2023a)).

In the first foundational pre-training phase, we pre-train the adapter to align the image input with the LLM using large-scale general multimodal datasets with image descriptions. Particularly, we only update the parameters of the adapter and fix the parameters of LLM and encoder. Here, we select several datasets for adapter pre-training, including LLaVA-Pretrain and LLaVA-CC3M-Pretrain-595K (Liu et al. 2023a), and Mantis-Instruct (Jiang et al. 2024).

In the foundational fine-tuning phase, we focus on learning task processing capability using instruction tuning. We train the parameters of both the Adapter and the LLM modules. We primarily use datasets involving general domain problems, such as ShareGPT-4o<sup>2</sup>, MMDU (Liu et al. 2024b), llava-en-zh-300k (Liu et al. 2023a), and CogVLM-SFT-311K (Zhu et al. 2023; Liu et al. 2023a).

In the third mathematical fine-tuning phase, we fine-tune the proposed Math-LMM for improved mathematical capabilities by adjusting both the Adapter and LLM modules. We train our model on mathematics-related datasets, including our proposed CMM-Math, GSM8K (Yu et al. 2023), competition\_math (Hendrycks et al. 2021b), blossom-math-v4<sup>3</sup>, Vietnamese-395k-meta-math-MetaMathQA-gg-translated<sup>4</sup>, Vietnamese-meta-math-MetaMathQA-40K-gg-translated<sup>5</sup>, and Vietnamese-microsoft-orca-math-word-problems-200k-gg-translated<sup>6</sup>.

## Experiments

### Experimental Setups

**Selected LMMs** We evaluate a series of LMMs using CMM-MATH, including the current state-of-the-art open-

<sup>2</sup><https://huggingface.co/datasets/OpenGVLab/ShareGPT-4o>

<sup>3</sup><https://huggingface.co/datasets/Azure99/blossom-math-v4>

<sup>4</sup><https://huggingface.co/datasets/5CD-AI/Vietnamese-395k-meta-math-MetaMathQA-gg-translated>

<sup>5</sup><https://huggingface.co/datasets/5CD-AI/Vietnamese-meta-math-MetaMathQA-40K-gg-translated>

<sup>6</sup><https://huggingface.co/datasets/5CD-AI/Vietnamese-microsoft-orca-math-word-problems-200k-gg-translated>

### Prompt:

Please, as a rigorous and impartial mathematical referee, conduct a comprehensive evaluation of the Chinese mathematical problem solutions provided by this language model (Model A). The evaluation criteria are the accuracy, completeness, logicity, and depth of understanding of the answer. You will receive standard answers and explanations, as well as answers to Model A. Please note: objectivity and fairness: avoid subjective factors such as model name, answer length, or other factors affecting the rating. Comprehensive evaluation: Compare the model answer with the standard answer and analyze the reasons. Avoid bias: It is not advisable to set preferences for the model in advance. Format specification: Please strictly output the final rating in the following format: Model A rating: [1-10 points]

[Question]  
{question} {options}  
[Standard answer]  
{answer} {analysis}

[Output of Model A]: {ansA}

Figure 5: The prompt for GPT-4o used for scoring.

Table 4: Detail of Math-LMM parameters

Vision Encoder	Adapter	LLM	Total
0.63B	0.02B	7.61B	8.26B

source and closed-source models. Particularly, we select InternLM-XComposer2.5-VL (InternLM-VL) (Zhang et al. 2024a) and CogVLM2-llama3-Chinese-chat (CogVLM2) (Wang et al. 2023) for open-source models, and for closed-source models, we employ Qwen-VL (Bai et al. 2023a), Gemini (Team et al. 2024) and GPT-4o (OpenAI 2023).

**Datasets and Evaluation Metrics.** First, we evaluate the performance of typical LMMs on CMM-MATH. Then, we conduct experiments to verify the effectiveness of MATH-LMM over MATHVISTA (Lu et al. 2024) and MATH-V (Wang et al. 2024) datasets. In this paper, we employ the Accuracy and GPT-4o scores to measure the performance of our model and baselines. Particularly, we use accuracy for choice and yes-no problems, and use the GPT-4o score for fill-in-the-blank, and analysis problems. For the GPT-4o score, we use GPT-4o to calculate the scores of generated answers by giving the problems, solutions, answers, and generated responses. We designed a prompt, as shown in Figure 3, referring to (Zheng et al. 2023).

**Implementation Details.** We employ a lightweight DFN5B-H-14+ (Fang et al. 2023) as the vision encoder. This model is trained on a large amount of high-quality paired image-text data using Contrastive Language Image Pre-training (CLIP) and demonstrates superior performance at a comparable scale of parameters. The image encoding module contains only 0.6 billion parameters, which enables our model to perform inference deployment on a single 4090 GPU. Table 4 presents the parameter details of the Math-LMM model.

### Evaluating SOTA LMMs on CMM-Math

We evaluate the performance of several state-of-the-art large multimodal models (LMMs) over CMM-MATH in terms of accuracy (Table 5 and Table 6) and GPT-4o score (Table

Models	Size	Overall	Alg	AnaG	Ari	CombG	Comb	Cnt	Desc	GrphT	Log	MetG	SolG	Stat	TransG
Open-source LMMs															
CogVLM2	19B	25.85	21.94	25.22	24.76	28.85	24.68	26.54	29.79	44.44	19.05	33.79	23.36	45.45	25.58
InternLM-VL	11.1B	19.82	21.94	26.38	20.68	21.15	12.99	16.67	19.15	0.00	9.52	20.48	12.15	27.27	13.95
CogVLM2 (3-Shot)	19B	31.21	30.97	28.12	32.57	32.69	24.68	30.25	29.79	22.22	25.40	36.18	30.84	45.45	27.91
InternLM-VL (3-Shot)	11.1B	25.09	29.03	30.14	24.76	15.38	27.27	25.93	12.77	0.00	26.98	24.57	17.76	9.09	25.58
Closed-source LMMs															
Qwen-VL	-	49.91	49.68	48.12	60.59	44.23	50.65	54.94	21.28	11.11	50.79	42.66	36.45	63.64	51.16
Gemini	-	41.88	36.77	37.97	55.37	26.92	37.66	48.15	31.91	33.33	26.98	37.54	32.71	54.55	25.58
GPT-4o	-	29.02	26.13	28.41	35.67	26.92	20.78	32.10	25.53	33.33	28.57	24.57	21.96	18.18	37.21
Qwen-VL (3-Shot)	-	64.91	70.00	63.19	74.43	50.00	66.23	69.75	21.28	44.44	73.02	54.61	57.01	63.64	53.49
Gemini (3-Shot)	-	41.65	38.71	35.07	54.07	19.23	31.17	51.85	27.66	44.44	44.44	36.18	30.84	54.55	44.19
GPT-4o (3-Shot)	-	65.98	62.9	59.71	82.57	46.15	66.23	72.84	40.43	77.78	68.25	59.04	47.66	81.82	55.81
Math-LMM	8.26B	32.10	26.13	29.86	36.64	28.85	32.47	35.19	27.66	33.33	30.16	35.15	28.04	36.36	25.58
Mean accuracy of LMMs	-	38.86	37.65	37.47	45.65	30.94	35.89	42.20	26.11	31.31	36.65	36.80	30.80	45.45	35.09

Table 5: Comparison of model performances in **accuracy** across various mathematical subjects. Subjects: Alg: algebra, AnaG: analytic geometry, Ari: arithmetic, CombG: combinatorial geometry, Comb: combinatorics, Cnt: counting, Desc: descriptive geometry, GrphT: graph theory, Log: logic, MetG: metric geometry, SolG: solid geometry, Stat: statistics, TransG: transformation geometry. The **first** and **second** highest accuracy of LMMs are marked in red and blue, respectively.

Models	Size	Overall	LV1	LV2	LV3	LV4	LV5	LV6	LV7	LV8	LV9	LV10	LV11	LV12
Open-source LMMs														
CogVLM2	19B	25.85	38.00	36.36	21.15	29.38	20.39	24.32	27.32	29.33	24.9	23.02	25.37	22.73
InternLM-VL	11.1B	19.82	18.00	15.91	20.19	12.99	6.58	28.83	23.90	26.0	26.97	13.06	22.69	20.63
CogVLM2 (3-Shot)	19B	31.21	37.00	34.09	40.38	29.94	28.95	35.14	34.63	32.67	28.22	28.52	32.84	25.52
InternLM-VL (3-Shot)	11.1B	25.09	22.00	32.95	27.88	16.95	11.84	27.93	25.37	26.67	24.9	24.05	26.87	31.82
Closed-source LMMs														
Qwen-VL	-	49.91	70.00	62.50	56.73	54.80	46.71	67.57	46.83	43.33	41.08	45.7	48.96	46.85
Gemini	-	41.88	65.00	65.91	58.65	51.41	46.05	56.76	39.02	39.33	34.85	35.40	35.52	29.72
GPT-4o	-	29.02	46.00	43.18	38.46	33.90	32.89	32.43	27.32	24.67	28.63	19.59	27.76	23.78
Qwen-VL (3-Shot)	-	64.91	60.00	76.14	72.12	69.49	57.24	71.17	64.39	58.67	52.70	66.67	68.06	67.83
Gemini (3-Shot)	-	41.65	69.00	64.77	52.88	41.24	46.05	55.86	38.54	41.33	39.83	33.33	33.73	34.97
GPT-4o (3-Shot)	-	65.98	80.00	84.09	75.00	81.92	69.74	72.07	68.78	61.33	56.85	52.23	66.57	59.44
Math-LMM	8.26B	32.10	32.00	44.32	37.50	35.59	32.24	35.14	32.20	28.67	32.37	30.58	31.94	26.22
Mean accuracy of LMMs	-	38.86	48.82	50.93	45.54	41.60	36.24	46.11	38.94	37.45	35.57	33.83	38.21	35.41

Table 6: Comparison of model performances in **accuracy** across different levels. The levels from 1 to 12 correspond to grades from primary school to high school.

7 and Table 8). We also report the performance of various subjects and levels to analyze the LMMs’ abilities of multi-modal mathematical reasoning.

From the results, we observe the following findings. **First**, our model, Math-LMM, surpasses other open-source LMMs in overall accuracy, achieving a score of 32.10 with only 8.26 billion parameters, compared to 31.21 for other models. **Second**, LMMs excel in arithmetic and statistics but show limited proficiency in geometry. We can observe that the mean accuracy of all LMMs across all subjects is 38.86, with LMMs achieving an accuracy exceeding 45 in arithmetic and statistics subjects. In contrast, in geometry, including analytical geometry, combinatorial geometry, descriptive geometry, metric geometry, and transformation geometry, the accuracy of LMMs is below 38.86, with the worst performance in descriptive geometry, where the accuracy rate is 26.11. **Third**, LMMs perform well on primary

school-level problems, but their performance declines at the high school level. As indicated in the last row of Table 6 and Table 8, the mean accuracy of LMMs shows an overall downward trend. Specifically, for instance, when employing three-shot prompting with GPT-4o, the model achieves an accuracy of 84.08 on level 2 problems but only 52.23 on level 10 problems. This phenomenon can also be more intuitively observed in Figure 3. **Fourth**, GPT-4o and Qwen-VL demonstrate the best performance on the CMM-MATH in most cases. GPT-4o performs optimally on simple and moderate difficulty levels, whereas Qwen-VL excels on the most challenging levels, including levels 10, 11, and 12. **Fifth**, it is interesting that most LLMs are good at choice and yes-no problems while the performance on fill-in-the-blank and analysis problems is limited. The possible reason is that most training datasets are choice and yes-no problems. The LMMs are not good at giving the solution step

Models	Size	Overall	Alg	AnaG	Ari	CombG	Comb	Cnt	Desc	GrphT	Log	MetG	SolG	Stat	TransG
Open-source LMMs															
CogVLM2	19B	2.82	2.6	2.44	3.21	2.81	2.44	2.29	2.05	2.41	2.89	2.91	2.41	2.71	3.36
InternLM-VL	11.1B	4.48	4.51	4.02	5.24	2.69	4.28	4.08	2.11	3.82	4.75	4.16	3.78	5.14	3.07
CogVLM2 (3-Shot)	19B	2.72	2.53	2.62	2.94	2.42	2.59	2.65	1.90	2.12	2.84	2.68	2.51	2.57	3.14
InternLM-VL (3-Shot)	11.1B	4.35	4.58	4.14	5.08	2.91	4.25	3.73	2.06	3.06	4.44	3.91	3.65	4.71	2.93
Closed-source LMMs															
Qwen-VL	-	6.50	6.66	5.80	7.41	4.30	6.07	5.84	4.65	3.82	6.16	6.12	5.86	6.29	5.07
Gemini	-	6.02	5.65	5.29	6.72	5.72	5.15	5.32	5.17	5.47	5.30	6.06	5.71	6.00	5.05
GPT-4o	-	7.94	8.15	7.28	8.65	6.23	7.89	7.70	6.22	7.41	7.56	7.65	7.20	8.00	7.14
Qwen-VL (3-Shot)	-	6.21	6.52	6.14	6.73	4.74	5.44	5.45	5.74	5.59	6.06	5.96	5.81	4.86	4.81
Gemini (3-Shot)	-	5.89	5.72	5.41	6.45	5.62	5.49	5.36	5.34	6.18	5.33	5.78	5.41	6.14	5.02
GPT-4o (3-Shot)	-	7.85	7.99	7.07	8.61	6.12	7.74	7.51	6.31	8.24	7.52	7.46	7.22	8.57	6.90
Math-LMM	8.26B	2.46	2.19	2.23	2.76	2.40	1.90	1.84	2.41	2.06	2.62	2.40	2.53	1.43	2.43
Mean score of LMMs	-	5.20	5.19	4.77	5.80	4.18	4.84	4.71	4.00	4.56	5.04	5.01	4.74	5.13	4.45

Table 7: Comparison of model performances in **GPT-4o score** across various mathematical subjects.

Models	Size	Overall	LV1	LV2	LV3	LV4	LV5	LV6	LV7	LV8	LV9	LV10	LV11	LV12
Open-source LMMs														
CogVLM2	19B	2.82	2.96	3.66	3.52	2.99	2.29	2.9	2.46	3.05	2.37	2.43	2.45	2.43
InternLM-VL	11.1B	4.48	4.05	5.54	5.27	4.9	4.2	5.12	4.0	4.03	2.6	4.13	4.41	4.35
CogVLM2 (3-Shot)	19B	2.72	2.73	3.53	3.18	2.78	2.3	2.66	2.35	2.97	2.31	2.46	2.48	2.74
InternLM-VL (3-Shot)	11.1B	4.35	3.95	5.46	5.06	4.62	3.77	4.78	3.96	4.05	3.08	4.11	4.31	4.36
Closed-source LMMs														
Qwen-VL	-	6.50	5.91	7.30	7.54	7.11	6.61	7.02	6.1	5.91	4.73	6.01	6.18	6.17
Gemini	-	6.02	6.30	6.85	6.83	6.46	5.75	6.40	5.67	6.46	5.01	5.42	4.96	5.62
GPT-4o	-	7.94	7.44	8.70	8.76	8.34	8.04	8.30	7.83	7.65	6.44	7.67	7.48	7.74
Qwen-VL (3-Shot)	-	6.21	5.66	6.70	6.43	6.18	6.12	6.91	6.00	5.72	5.50	5.67	6.57	6.51
Gemini (3-Shot)	-	5.89	5.83	6.54	6.47	6.06	5.44	6.26	5.51	6.59	5.36	5.77	5.21	5.44
GPT-4o (3-Shot)	-	7.85	7.27	8.53	8.63	8.45	8.09	8.36	7.87	7.65	6.06	7.48	7.22	7.46
Math-LMM	8.26B	2.46	2.27	3.17	2.95	2.97	2.4	1.83	2.16	2.67	2.16	2.13	2.26	2.11
Mean score of LMMs	-	5.20	4.94	6.00	5.88	5.53	5.00	5.50	4.90	5.16	4.15	4.84	4.87	4.99

Table 8: Comparison of model performances in **GPT-4o score** across different levels. The levels from 1 to 12 correspond to primary to high school grades. The maximum score is 10.

by step. Furthermore, we noticed that Math-LMM performed poorly, which may be due to the relatively less training corpus and the smaller model scale, leading to weaker language expression and analytical reasoning capabilities, resulting in lower scores.

### Evaluating Math-LMM

To evaluate the effectiveness of our Math-LMM, we conduct experiments on MATHVISTA and MATH-V (Table 9 and Table 10). These two datasets are widely used to evaluate the capability of large multimodal models in solving mathematical problems.

**MATHVISTA** We selected LMMs used in the MathVista (Lu et al. 2024) experiments for comparison with Math-LMM, including IDEFICS-9B-Instruct (Laurençon et al. 2023), mPLUG-Owl-LLaMA-7B (Ye et al. 2024), miniGPT4-LLaMA-2-7B (Zhu et al. 2023), LLaMA-Adapter-V2-

7B (Gao et al. 2023b), LLaVAR (Zhang et al. 2024b), InstructBLIP-Vicuna-7B (Dai et al. 2023), LLaVA-LLaMA-2-13B (Liu et al. 2023a), Multimodal Bard (Google 2023), and GPT-4V (Playground) (OpenAI 2023). Table 9 reveals that our model, Math-LMM, achieved the second-best overall score of 34.9 on MathVista (Lu et al. 2024), ranking just below GPT-4V. Furthermore, Math-LMM achieved the highest score of 27.1 in the numeric commonsense task (NUM) and the second-highest score of 46.2 in the math word problem task (MWP). These outcomes suggest that Math-LMM demonstrates commendable capabilities in addressing English multimodal mathematical questions. Detailed comparative analyses of other models can be found in MathVista (Lu et al. 2024).

**MATH-V** We also conducted experiments using the LMMs employed in MATH-V (Wang et al. 2024), including Qwen-VL-Plus (Bai et al. 2023b), Qwen-VL-Max (Bai



Model	Input	Overall	FQA	GPS	MWP	TQA	VQA	ALG	ARI	GEO	LOG	NUM	SCI	STA
Heuristics baselines														
Random chance	-	17.9	18.2	21.6	3.8	19.6	26.3	21.7	14.7	20.1	13.5	8.3	17.2	16.3
Frequent guess	-	26.3	22.7	34.1	20.4	31.0	24.6	33.1	18.7	31.4	24.3	19.4	32.0	20.9
Large Multimodal Models (LMMs)														
IDEFICS-9B-Instruct	$Q, I$	19.8	21.6	21.1	6.5	25.9	24.0	22.1	15.0	19.8	18.9	9.9	24.6	18.1
mPLUG-Owl-LLaMA-7B	$Q, I$	22.2	22.7	23.6	10.2	27.2	27.9	23.6	19.2	23.9	13.5	12.7	26.3	21.4
miniGPT4-LLaMA-2-7B	$Q, I$	23.1	18.6	26.0	13.4	30.4	30.2	28.1	21.0	24.7	16.2	16.7	25.4	17.9
LLaMA-Adapter-V2-7B	$Q, I$	23.9	21.2	25.5	11.3	32.3	31.8	26.3	20.4	24.3	24.3	13.9	29.5	18.3
LLaVAR	$Q, I$	25.2	21.9	25.0	16.7	34.8	30.7	24.2	22.1	23.0	13.5	15.3	42.6	21.9
InstructBLIP-Vicuna-7B	$Q, I$	25.3	23.1	20.7	18.3	32.3	35.2	21.8	27.1	20.7	18.9	20.4	33.0	23.1
LLaVA-LLaMA-2-13B	$Q, I$	26.1	26.8	29.3	16.1	32.3	26.3	27.3	20.1	28.8	24.3	18.3	37.3	25.1
Multimodal Bard	$Q, I$	34.8	26.0	47.1	29.6	48.7	26.8	46.5	28.6	47.8	13.5	14.9	47.5	33.0
GPT-4V (Playground)	$Q, I$	49.9	43.1	50.5	57.5	65.2	38.0	53.0	49.0	51.0	21.6	20.1	63.1	55.8
Math-LMM (Ours)	$Q, I$	34.9	25.3	46.6	46.2	34.2	24.6	43.1	30.3	45.6	16.2	27.1	28.6	25.9
Human														
Human performance	$Q, I$	60.3	59.7	48.4	73.0	63.2	55.9	50.9	59.2	51.4	40.7	53.8	64.9	63.9

Table 9: Accuracy scores on the *testmini* subset of MathVista. Input:  $Q$ : question,  $I$ : image. FQA: figure question answering, GPS: geometry problem solving, MWP: math word problem, TQA: textbook question answering, VQA: visual question answering. Mathematical reasoning types: ALG: algebraic reasoning, ARI: arithmetic reasoning, GEO: geometry reasoning, LOG: logical reasoning, NUM: numeric commonsense, SCI: scientific reasoning, STA: statistical reasoning.

Model	Overall	Alg	AnaG	Ari	CombG	Comb	Cnt	DescG	GrphT	Log	Angle	Area	Len	SolG	Stat	Topo	TransG
Random Chance	7.17	1.5	11.9	7.1	9.7	4.8	6.0	22.1	1.1	7.6	0.6	9.4	6.7	8.2	8.6	13.0	7.1
Closed-source LMMs (Text + Image)																	
Qwen-VL-Plus	10.72	11.3	17.9	14.3	12.7	4.8	10.5	15.4	8.9	14.3	11.6	6.4	10.0	14.3	6.9	8.7	11.31
Qwen-VL-Max	15.59	10.7	19.1	20.0	16.9	12.5	17.9	16.4	12.2	21.0	13.3	14.2	19.8	11.5	20.7	13.0	17.3
Gemini Pro	17.66	15.1	10.7	20.7	20.1	11.9	7.5	20.2	21.1	16.8	19.1	19.0	20.0	14.3	13.8	17.4	20.8
GPT-4V	22.76	27.3	32.1	35.7	21.1	16.7	13.4	22.1	14.4	16.8	22.0	22.2	20.9	23.8	24.1	21.7	25.6
Open-source LMMs (Text + Image)																	
LLaVA-v1.5-7B	8.52	7.0	7.1	10.7	7.1	4.8	10.5	7.7	10.0	9.2	15.6	10.2	9.8	5.3	8.6	4.4	4.8
SPHINX (V2)	9.70	6.7	7.1	12.9	7.5	7.7	6.0	9.6	16.7	10.1	11.0	11.8	12.5	8.2	8.6	8.7	6.0
ShareGPT4V-7B	10.53	5.5	3.6	12.9	10.1	4.8	7.5	11.5	14.4	10.9	16.2	11.8	12.3	9.8	15.5	17.4	11.3
LLaVA-v1.5-13B	11.12	7.0	14.3	14.3	9.1	6.6	6.0	13.5	5.6	13.5	10.4	12.6	14.7	11.5	13.8	13.0	10.7
ShareGPT4V-13B	11.88	7.5	15.5	16.4	10.7	8.9	9.0	11.5	8.9	7.6	11.6	13.0	17.4	10.3	8.6	8.7	12.5
SPHINX-MoE	14.18	7.8	17.9	14.3	15.6	9.5	11.9	12.5	15.6	12.6	16.2	15.6	17.8	13.5	12.1	8.7	16.1
InternLM-XComposer2-VL	14.54	9.3	15.5	12.1	15.3	11.3	10.5	14.4	22.2	19.3	19.7	15.6	15.0	11.9	15.5	26.1	15.5
Math-LMM (Ours)	11.58	7.3	8.3	10.7	14.0	7.1	7.4	16.4	12.2	9.2	14.5	10.6	14.9	9.0	8.6	26.1	16.7
Human Performance																	
Human ( <i>testmini</i> )	75.66	57.9	79.0	100.0	100.0	47.4	94.7	89.5	63.2	63.2	36.8	52.6	73.7	89.5	89.5	100.0	73.7

Table 10: Comparison of model performances on MATH-V across various mathematical subjects. Subjects: Alg: algebra, AnaG: analytic geometry, Ari: arithmetic, CombG: combinatorial geometry, Comb: combinatorics, Cnt: counting, DescG: descriptive geometry, GrphT: graph theory, Log: logic, Angle: metric geometry - angle, Area: metric geometry - area, Len: metric geometry-length, SolG: solid geometry, Stat: statistics, Topo: topology, TransG: transformation geometry.

et al. 2023b), Gemini Pro (Team et al. 2024), GPT-4V (OpenAI 2023), LLaVa-v1.5-7B (Liu et al. 2023a), SPHINX (Lin et al. 2023), ShareGPT-4V-7B (Chen et al. 2023), LLaVa-v1.5-13B (Liu et al. 2023a), ShareGPT-4V-13B (Chen et al. 2023), SPHINX-MoE (Lin et al. 2023), and InternLM-XComposer2-VL (Dong et al. 2024).

In Table 10, compared to open-source models of the same parameter scale, LLaVa-v1.5-7B (Liu et al. 2023a), SPHINX (Lin et al. 2023), and ShareGPT-4V-7B (Chen et al. 2023), Math-LMM achieved the best performance, scoring 11.58. Against larger-parameter-scale open-source models, Math-LMM outperformed LLaVa-v1.5-13B (Liu et al. 2023a) but underperformed compared to ShareGPT-4V-13B (Chen et al. 2023), SPHINX-MoE (Lin et al. 2023), and InternLM-XComposer2-VL (Dong et al. 2024). Addition-

ally, Math-LMM achieved the best performance among all models on the topology subject. These results indicate that Math-LMM also has a certain level of competitiveness on English multimodal mathematical problems.

## Conclusion

In this paper, we introduced the CMM-Math dataset, a comprehensive Chinese multimodal mathematical dataset designed to evaluate and enhance the performance of large multimodal models (LMMs) in mathematical reasoning. CMM-Math is distinguished by its scale, diversity, and complexity, comprising over 28,000 high-quality samples that span 12 grade levels and include various problem types. This dataset serves as both a benchmark and a training re-

source, addressing the gap in non-English, specifically Chinese, multimodal mathematical datasets. Our experiments reveal that existing state-of-the-art LMMs struggle with the challenges posed by the CMM-Math dataset, highlighting the need for further advancements in this field. We also propose a new math-specific LMM, Math-LMM, which is trained through a three-stage process: foundational pre-training, foundational fine-tuning, and mathematical fine-tuning. The results from our evaluations demonstrate that Math-LMM significantly improves performance in multimodal mathematical reasoning with a relatively compact model size of approximately 8 billion parameters.

## References

- Amini, A.; Gabriel, S.; Lin, S.; Koncel-Kedziorski, R.; Choi, Y.; and Hajishirzi, H. 2019. MathQA: Towards Interpretable Math Word Problem Solving with Operation-Based Formalisms. In *Proceedings of the 2019 Conference of the North American Chapter of the Association for Computational Linguistics: Human Language Technologies, Volume 1 (Long and Short Papers)*, 2357–2367.
- Azerbayev, Z.; Schoelkopf, H.; Paster, K.; Dos Santos, M.; McAleer, S.; Jiang, A. Q.; Deng, J.; Biderman, S.; and Welleck, S. 2023. LLEMMA: AN OPEN LANGUAGE MODEL FOR MATHEMATICS. *Minerva*, 8: 164B.
- Bai, J.; Bai, S.; Chu, Y.; and Cui, Z. 2023a. Qwen Technical Report. *arXiv preprint arXiv:2309.16609*.
- Bai, J.; Bai, S.; Yang, S.; Wang, S.; Tan, S.; Wang, P.; Lin, J.; Zhou, C.; and Zhou, J. 2023b. Qwen-VL: A Versatile Vision-Language Model for Understanding, Localization, Text Reading, and Beyond. *arXiv:2308.12966*.
- Chen, L.; Li, J.; Dong, X.; Zhang, P.; He, C.; Wang, J.; Zhao, F.; and Lin, D. 2023. ShareGPT4V: Improving Large Multimodal Models with Better Captions. *arXiv:2311.12793*.
- Chen, W.; Ma, X.; Wang, X.; and Cohen, W. W. 2022. Program of thoughts prompting: Disentangling computation from reasoning for numerical reasoning tasks. *arXiv preprint arXiv:2211.12588*.
- Cobbe, K.; Kosaraju, V.; Bavarian, M.; Chen, M.; Jun, H.; Kaiser, L.; Plappert, M.; Tworek, J.; Hilton, J.; Nakano, R.; et al. 2021. Training verifiers to solve math word problems. *arXiv preprint arXiv:2110.14168*.
- Dai, W.; Li, J.; Li, D.; Tiong, A. M. H.; Zhao, J.; Wang, W.; Li, B.; Fung, P.; and Hoi, S. 2023. InstructBLIP: Towards General-purpose Vision-Language Models with Instruction Tuning. *arXiv:2305.06500*.
- Dong, X.; Zhang, P.; Zang, Y.; Cao, Y.; Wang, B.; Ouyang, L.; Wei, X.; Zhang, S.; Duan, H.; Cao, M.; Zhang, W.; Li, Y.; Yan, H.; Gao, Y.; Zhang, X.; Li, W.; Li, J.; Chen, K.; He, C.; Zhang, X.; Qiao, Y.; Lin, D.; and Wang, J. 2024. InternLM-XComposer2: Mastering Free-form Text-Image Composition and Comprehension in Vision-Language Large Model. *arXiv preprint arXiv:2401.16420*.
- Dosovitskiy, A.; Beyer, L.; Kolesnikov, A.; Weissenborn, D.; Zhai, X.; Unterthiner, T.; Dehghani, M.; Minderer, M.; Heigold, G.; Gelly, S.; Uszkoreit, J.; and Houshy, N. 2021. An Image is Worth 16x16 Words: Transformers for Image Recognition at Scale. In *9th International Conference on Learning Representations, ICLR 2021, Virtual Event, Austria, May 3-7, 2021*. OpenReview.net.
- Drori, I.; Zhang, S.; Shuttleworth, R.; Tang, L.; Lu, A.; Ke, E.; Liu, K.; Chen, L.; Tran, S.; Cheng, N.; et al. 2022. A neural network solves, explains, and generates university math problems by program synthesis and few-shot learning at human level. *Proceedings of the National Academy of Sciences*, 119(32): e2123433119.
- Fang, A.; Jose, A. M.; Jain, A.; Schmidt, L.; Toshev, A.; and Shankar, V. 2023. Data filtering networks. *arXiv preprint arXiv:2309.17425*.
- Frieder, S.; Pinchetti, L.; Griffiths, R.-R.; Salvatori, T.; Lukasiewicz, T.; Petersen, P.; and Berner, J. 2024. Mathematical capabilities of chatgpt. *Advances in neural information processing systems*, 36.
- Fu, Y.; Peng, H.; Sabharwal, A.; Clark, P.; and Khot, T. 2023. Complexity-Based Prompting for Multi-step Reasoning. In *The Eleventh International Conference on Learning Representations*.
- Gao, L.; Madaan, A.; Zhou, S.; Alon, U.; Liu, P.; Yang, Y.; Callan, J.; and Neubig, G. 2023a. Pal: Program-aided language models. In *International Conference on Machine Learning*, 10764–10799. PMLR.
- Gao, P.; Han, J.; Zhang, R.; Lin, Z.; Geng, S.; Zhou, A.; Zhang, W.; Lu, P.; He, C.; Yue, X.; Li, H.; and Qiao, Y. 2023b. LLaMA-Adapter V2: Parameter-Efficient Visual Instruction Model. *arXiv:2304.15010*.
- Gheini, M.; Ren, X.; and May, J. 2021. Cross-attention is all you need: Adapting pretrained transformers for machine translation. *arXiv preprint arXiv:2104.08771*.
- Google. 2023. Bard.
- He-Yueya, J.; Poesia, G.; Wang, R. E.; and Goodman, N. D. 2023. Solving math word problems by combining language models with symbolic solvers. *arXiv preprint arXiv:2304.09102*.
- Hendrycks, D.; Burns, C.; Basart, S.; Zou, A.; Mazeika, M.; Song, D. X.; and Steinhardt, J. 2020. Measuring Massive Multitask Language Understanding. *ArXiv*, abs/2009.03300.
- Hendrycks, D.; Burns, C.; Kadavath, S.; Arora, A.; Basart, S.; Tang, E.; Song, D.; and Steinhardt, J. 2021. Measuring Mathematical Problem Solving With the MATH Dataset. *Sort*, 2(4): 0–6.
- Hendrycks, D.; Burns, C.; Kadavath, S.; Arora, A.; Basart, S.; Tang, E.; Song, D.; and Steinhardt, J. 2021a. Measuring mathematical problem solving with the math dataset. *arXiv preprint arXiv:2103.03874*.
- Hendrycks, D.; Burns, C.; Kadavath, S.; Arora, A.; Basart, S.; Tang, E.; Song, D.; and Steinhardt, J. 2021b. Measuring Mathematical Problem Solving With the MATH Dataset. *arXiv preprint arXiv:2103.03874*.
- Jiang, D.; He, X.; Zeng, H.; Wei, C.; Ku, M. W.; Liu, Q.; and Chen, W. 2024. MANTIS: Interleaved Multi-Image Instruction Tuning. *arXiv:2405.01483*.
- Laurençon, H.; Saulnier, L.; Tronchon, L.; Bekman, S.; Singh, A.; Lozhkov, A.; Wang, T.; Karamcheti, S.; Rush,

- A. M.; Kiela, D.; Cord, M.; and Sanh, V. 2023. OBELICS: An Open Web-Scale Filtered Dataset of Interleaved Image-Text Documents. *arXiv:2306.16527*.
- Li, J.; Li, D.; Savarese, S.; and Hoi, S. 2023. Blip-2: Bootstrapping language-image pre-training with frozen image encoders and large language models. In *International conference on machine learning*, 19730–19742. PMLR.
- Lin, Z.; Liu, C.; Zhang, R.; Gao, P.; Qiu, L.; Xiao, H.; Qiu, H.; Lin, C.; Shao, W.; Chen, K.; Han, J.; Huang, S.; Zhang, Y.; He, X.; Li, H.; and Qiao, Y. 2023. SPHINX: The Joint Mixing of Weights, Tasks, and Visual Embeddings for Multi-modal Large Language Models. *arXiv:2311.07575*.
- Liu, H.; Li, C.; Wu, Q.; and Lee, Y. J. 2023a. Visual Instruction Tuning.
- Liu, H.; Li, C.; Wu, Q.; and Lee, Y. J. 2024a. Visual instruction tuning. *Advances in neural information processing systems*, 36.
- Liu, W.; Hu, H.; Zhou, J.; Ding, Y.; Li, J.; Zeng, J.; He, M.; Chen, Q.; Jiang, B.; Zhou, A.; et al. 2023b. Mathematical language models: A survey. *arXiv preprint arXiv:2312.07622*.
- Liu, Z.; Chu, T.; Zang, Y.; Wei, X.; Dong, X.; Zhang, P.; Liang, Z.; Xiong, Y.; Qiao, Y.; Lin, D.; and Wang, J. 2024b. MMDU: A Multi-Turn Multi-Image Dialog Understanding Benchmark and Instruction-Tuning Dataset for LVLMS. *arXiv:2406.11833*.
- Lu, P.; Bansal, H.; Xia, T.; Liu, J.; Li, C.; Hajishirzi, H.; Cheng, H.; Chang, K.-W.; Galley, M.; and Gao, J. 2024. MathVista: Evaluating Mathematical Reasoning of Foundation Models in Visual Contexts. In *International Conference on Learning Representations (ICLR)*.
- Lu, P.; Qiu, L.; Chang, K.-W.; Wu, Y. N.; Zhu, S.-C.; Rajpurohit, T.; Clark, P.; and Kalyan, A. 2023. Dynamic Prompt Learning via Policy Gradient for Semi-structured Mathematical Reasoning. In *The Eleventh International Conference on Learning Representations*.
- Mishra, S.; Finlayson, M.; Lu, P.; Tang, L.; Welleck, S.; Baral, C.; Rajpurohit, T.; Tafjord, O.; Sabharwal, A.; Clark, P.; et al. 2022. Lila: A unified benchmark for mathematical reasoning. *arXiv preprint arXiv:2210.17517*.
- OpenAI. 2023. GPT-4 Technical Report. *arXiv:2303.08774*.
- Radford, A.; Kim, J. W.; Hallacy, C.; Ramesh, A.; Goh, G.; Agarwal, S.; Sastry, G.; Askell, A.; Mishkin, P.; Clark, J.; et al. 2021. Learning transferable visual models from natural language supervision. In *International conference on machine learning*, 8748–8763. PMLR.
- Team, G.; Anil, R.; Borgeaud, S.; Alayrac, J.-B.; Yu, J.; Soricut, R.; Schalkwyk, J.; Dai, A. M.; Hauth, A.; Millican, K.; Silver, D.; Johnson, M.; Antonoglou, I.; Schrittwieser, J.; Glaese, A.; Chen, J.; Pitler, E.; Lillicrap, T.; Lazaridou, A.; Firat, O.; Molloy, J.; and Isard, M. 2024. Gemini: A Family of Highly Capable Multimodal Models. *arXiv:2312.11805*.
- Touvron, H.; Lavril, T.; Izacard, G.; Martinet, X.; Lachaux, M.-A.; Lacroix, T.; Rozière, B.; Goyal, N.; Hambro, E.; Azhar, F.; et al. 2023a. Llama: Open and efficient foundation language models. *arXiv preprint arXiv:2302.13971*.
- Touvron, H.; Martin, L.; Stone, K.; Albert, P.; Almahairi, A.; Babaei, Y.; Bashlykov, N.; Batra, S.; Bhargava, P.; Bhosale, S.; et al. 2023b. Llama 2: Open foundation and fine-tuned chat models. *arXiv preprint arXiv:2307.09288*.
- Wang, K.; Pan, J.; Shi, W.; Lu, Z.; Zhan, M.; and Li, H. 2024. Measuring Multimodal Mathematical Reasoning with MATH-Vision Dataset. *arXiv preprint arXiv:2402.14804*.
- Wang, W.; Lv, Q.; Yu, W.; Hong, W.; Qi, J.; Wang, Y.; Ji, J.; Yang, Z.; Zhao, L.; Song, X.; Xu, J.; Xu, B.; Li, J.; Dong, Y.; Ding, M.; and Tang, J. 2023. CogVLM: Visual Expert for Pretrained Language Models. *arXiv:2311.03079*.
- Wei, J.; Wang, X.; Schuurmans, D.; Bosma, M.; Xia, F.; Chi, E.; Le, Q. V.; Zhou, D.; et al. 2022. Chain-of-thought prompting elicits reasoning in large language models. *Advances in Neural Information Processing Systems*, 35: 24824–24837.
- Ye, Q.; Xu, H.; Xu, G.; Ye, J.; Yan, M.; Zhou, Y.; Wang, J.; Hu, A.; Shi, P.; Shi, Y.; Li, C.; Xu, Y.; Chen, H.; Tian, J.; Qian, Q.; Zhang, J.; Huang, F.; and Zhou, J. 2024. mPLUG-Owl: Modularization Empowers Large Language Models with Multimodality. *arXiv:2304.14178*.
- Yu, L.; Jiang, W.; Shi, H.; Yu, J.; Liu, Z.; Zhang, Y.; Kwok, J. T.; Li, Z.; Weller, A.; and Liu, W. 2023. MetaMath: Bootstrap Your Own Mathematical Questions for Large Language Models. *arXiv preprint arXiv:2309.12284*.
- Yue, X.; Ni, Y.; Zhang, K.; Zheng, T.; Liu, R.; Zhang, G.; Stevens, S.; Jiang, D.; Ren, W.; Sun, Y.; et al. 2024. Mmmu: A massive multi-discipline multimodal understanding and reasoning benchmark for expert agi. In *Proceedings of the IEEE/CVF Conference on Computer Vision and Pattern Recognition*, 9556–9567.
- Zhang, P.; Dong, X.; Zang, Y.; Cao, Y.; Qian, R.; Chen, L.; Guo, Q.; Duan, H.; Wang, B.; Ouyang, L.; Zhang, S.; Zhang, W.; Li, Y.; Gao, Y.; Sun, P.; Zhang, X.; Li, W.; Li, J.; Wang, W.; Yan, H.; He, C.; Zhang, X.; Chen, K.; Dai, J.; Qiao, Y.; Lin, D.; and Wang, J. 2024a. InternLM-XComposer-2.5: A Versatile Large Vision Language Model Supporting Long-Contextual Input and Output. *arXiv preprint arXiv:2407.03320*.
- Zhang, Y.; Zhang, R.; Gu, J.; Zhou, Y.; Lipka, N.; Yang, D.; and Sun, T. 2024b. LLaVAR: Enhanced Visual Instruction Tuning for Text-Rich Image Understanding. *arXiv:2306.17107*.
- Zhang, Z.; Zhang, A.; Li, M.; and Smola, A. 2023. Automatic Chain of Thought Prompting in Large Language Models. In *The Eleventh International Conference on Learning Representations*.
- Zheng, L.; Chiang, W.-L.; Sheng, Y.; Zhuang, S.; Wu, Z.; Zhuang, Y.; Lin, Z.; Li, Z.; Li, D.; Xing, E. P.; Zhang, H.; Gonzalez, J. E.; and Stoica, I. 2023. Judging LLM-as-a-Judge with MT-Bench and Chatbot Arena. *arXiv:2306.05685*.
- Zhu, D.; Chen, J.; Shen, X.; Li, X.; and Elhoseiny, M. 2023. Minigpt-4: Enhancing vision-language understanding with advanced large language models. *arXiv preprint arXiv:2304.10592*.