

# Quantum transport on Bethe lattices with non-Hermitian sources and a drain

Naomichi Hatano<sup>1</sup>, Hosho Katsura<sup>2,3,4</sup>, and Kohei Kawabata<sup>5</sup>

<sup>1</sup> Institute of Industrial Science, The University of Tokyo, Kashiwanoha, Kashiwa, Chiba 277-8574, Japan

E-mail: [hatano@iis.u-tokyo.ac.jp](mailto:hatano@iis.u-tokyo.ac.jp)

<sup>2</sup> Department of Physics, The University of Tokyo, Hongo, Bunkyo-ku, Tokyo 113-0033, Japan

<sup>3</sup> Institute for Physics of Intelligence, The University of Tokyo, Hongo, Bunkyo-ku, Tokyo 113-0033, Japan

<sup>4</sup> Trans-scale Quantum Science Institute, The University of Tokyo, Hongo, Bunkyo-ku, Tokyo 113-0033, Japan

E-mail: [katsura@phys.s.u-tokyo.ac.jp](mailto:katsura@phys.s.u-tokyo.ac.jp)

<sup>5</sup> Institute for Solid State Physics, University of Tokyo, Kashiwa, Chiba 277-8581, Japan

E-mail: [kawabata@issp.u-tokyo.ac.jp](mailto:kawabata@issp.u-tokyo.ac.jp)

**Abstract.** We consider quantum transport on a tight-binding model on the Bethe lattice of a finite generation, or the Cayley tree, which may model the energy transport in a light-harvesting molecule. As a new feature to analyze the quantum transport, we add complex potentials for sources on the peripheral sites and for a drain on the central site. We find that the eigenstates that can penetrate from the peripheral sites to the central site are quite limited to the number of generation. All the other eigenstates are localized around the peripheral sites and cannot reach the central site. The former eigenstates can carry the current, which reduces the problem to the quantum transport on a parity-time ( $PT$ )-symmetric tight-binding chain. When the number of links is common to all generations, the current takes the maximum value at the exceptional point where two eigenstates coalesce to a zero-energy state, which emerges because of the non-Hermiticity due to the  $PT$ -symmetric complex potentials. As we introduce randomness in the number of links in each generation of the tree, the resulting linear chain is a random-hopping tight-binding model. We find that the current reaches its maximum not exactly but approximately for a zero-energy state, although it is no longer located at an exceptional point in general.

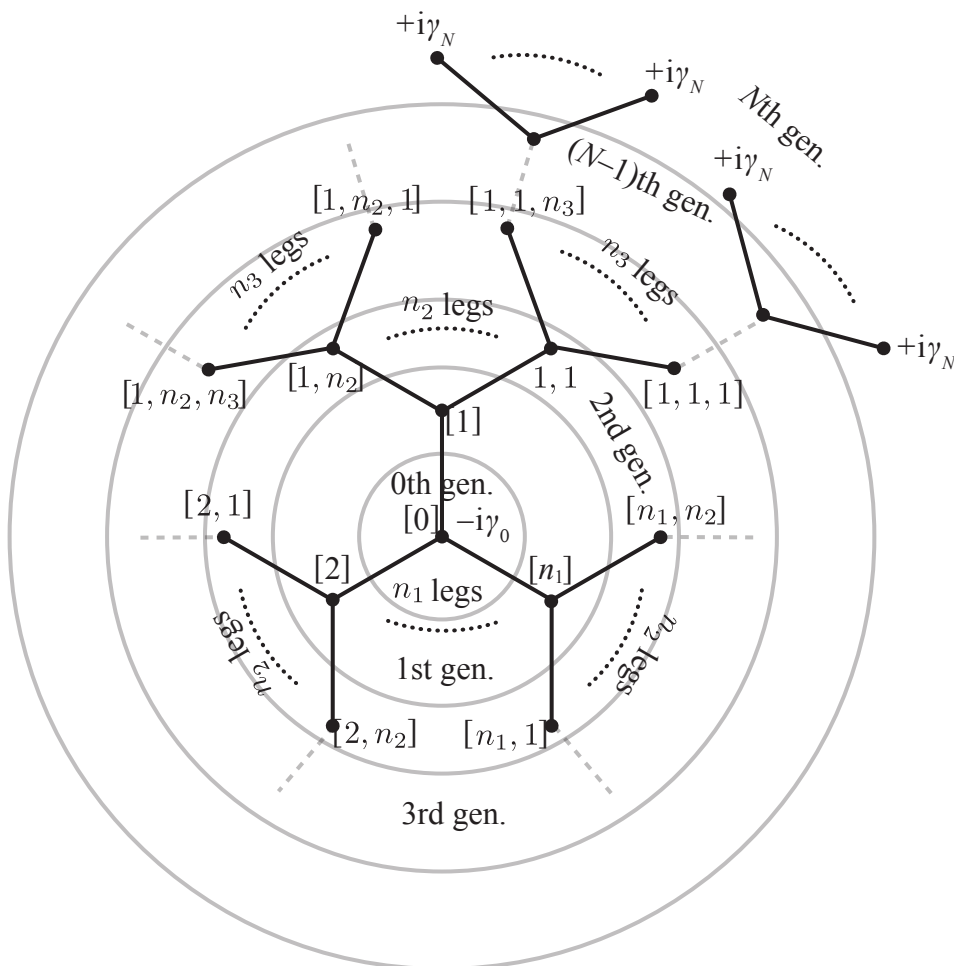


Figure 1: Schematic view of the tree-like network. The source potentials  $+i\gamma_N$  with  $\gamma_N > 0$  are added to the peripheral sites, while the drain potential  $-i\gamma_0$  with  $\gamma_0 > 0$  is added to the central site 0.

## 1. Introduction

Quantum transport has been one of the central issues in non-equilibrium physics; see *e.g.* Ref. [1]. The Landauer [2, 3] formula well describes the conductance due to one-electron transport through various structures attached to leads in terms of the potential scattering problem.

Stimulated by a study of quantum transport in complex systems [4], particularly on a tree-like network, we here analyze a tight-binding model with sources and a drain set as complex potentials; see Fig. 1. When we trace out the degrees of freedom of the environments attached to the peripheral sites and the central site, the resulting complex effective potential generally depends on energy of the source [5], which represents non-Markovianity of the dynamics [6]; see Appendix A. The present constant complex potentials arise after eliminating the energy dependence of the effective potential, which in turn means the Markov approximation of the dynamics. Another way to justify the

constant effective potential is as follows. If we approximate the dispersion relation of the Fermi particles in the environment as a linear one around the Fermi level with the bottom of the energy band far away from the energy range of interest, the resulting effective potential does not depend on energy [7] and the dynamics becomes Markovian [8, 9].

Analysis of the eigenequation of the system in Fig. 1 shows that the problem itself is an interesting mathematical-physical one in its own right. We find that the eigenstates that can penetrate from the peripheral sites to the central site are quite limited; most eigenstates cannot reach the central site. The current is carried by the former states, which are constructed from the eigenstates of a linear chain with a source and a drain. When the number of links is the same for all generations, the current takes the maximum value at an exceptional point where two eigenstates coalesce with zero eigenvalue. On the other hand, when the number of links varies randomly over generations, this holds only approximately.

## 2. Tight-binding model on a tree-like network

The model that we consider in the present paper is the tight-binding model on a Bethe lattice of a finite generation, or the Cayley tree, which is schematically shown in Fig. 1 in a general case. Let us fix the hopping elements to  $-1$  to make it the unit of energy. We also set  $\hbar = 1$  hereafter.

We use the following naming convention except where noted otherwise. There is only one origin site referred to as  $[0]$  in the zeroth generation. The drain potential  $-i\gamma_0$  with  $\gamma_0 > 0$  is applied to the origin site. For consistency, we let the total number of sites in the zeroth generation denoted by  $n_0^{\text{tot}}$ , which is equal to unity. Connected to the origin site in the zeroth generation are the  $n_1$  sites in the first generation, which are referred to as  $[1], [2], [3], \dots, [n_1]$ . We express the total number of sites in the first generation as  $n_1^{\text{tot}} := n_0 n_1 = n_1$ . Connected to the sites in the first generation,  $[\mu]$  (for  $\mu = 1, 2, 3, \dots, n_1$ ), are  $n_2$  pieces of sites in the second generation, which are referred to as  $[\mu, 1], [\mu, 2], [\mu, 3], \dots, [\mu, n_2]$ . Note that the number of links for each site can depend on the site in the most general case, but we make them equal to each other in each generation in the present paper. The total number of sites in the second generation is hence given by

$$n_2^{\text{tot}} = n_1^{\text{tot}} n_2 = n_0 n_1 n_2. \quad (1)$$

Connected to the second generation sites,  $[\mu, \nu]$  (for  $\mu = 1, 2, 3, \dots, n_1$  and  $\nu = 1, 2, 3, \dots, n_2$ ), are  $n_3$  pieces of the third generation sites, named  $[\mu, \nu, 1], [\mu, \nu, 2], \dots, [\mu, \nu, n_3]$ . The total number of sites in the second generation is given by

$$n_3^{\text{tot}} = n_2^{\text{tot}} n_3 = n_0 n_1 n_2 n_3. \quad (2)$$

In short, each site is denoted by a sequence of numbers that uniquely determines the path from the origin to the site in question, such as  $[\mu, \nu, \kappa, \lambda, \rho, \sigma, \dots]$ . The number of

links that connect each site in the  $(\ell - 1)$ th generation and the sites in the  $\ell$ th generation is denoted by  $n_\ell$ . The total number of sites in the  $\ell$ th generation is given by

$$n_\ell^{\text{tot}} = \prod_{m=0}^{\ell} n_m. \quad (3)$$

We continue this process up to the  $N$ th generation and make them the peripheral sites. On each of the peripheral sites in the  $N$ th generation, we apply the source potential  $i\gamma_N$  with  $\gamma_N > 0$ . We let

$$n^{\text{tot}} := \sum_{\ell=0}^N n_\ell^{\text{tot}} \quad (4)$$

denote the total number of sites in the lattice.

The tight-binding Hamiltonian on the network up to the  $N$ th generation is therefore given by

$$\begin{aligned} H_{\text{tot}} := & -i\gamma_0 |[0]\langle[0]| \\ & - \sum_{\mu=1}^{n_1} \left( |[0]\langle[\mu]| + |[\mu]\langle[0]| \right) \\ & - \sum_{\mu=1}^{n_1} \sum_{\nu=1}^{n_2} \left( |[\mu]\langle[\mu, \nu]| + |[\mu, \nu]\langle[\mu]| \right) \\ & - \sum_{\mu=1}^{n_1} \sum_{\nu=1}^{n_2} \sum_{\kappa=1}^{n_3} \left( |[\mu, \nu]\langle[\mu, \nu, \kappa]| + |[\mu, \nu, \kappa]\langle[\mu, \nu]| \right) \\ & - \dots \\ & - \sum_{\mu_1=1}^{n_1} \sum_{\mu_2=1}^{n_2} \sum_{\mu_3=1}^{n_3} \dots \sum_{\mu_{N-1}=1}^{n_{N-1}} \sum_{\mu_N=1}^{n_N} \left( |[\mu_1, \dots, \mu_{N-1}]\langle[\mu_1, \dots, \mu_{N-1}, \mu_N]| + \text{H.c.} \right) \\ & + i\gamma_N \sum_{\mu_1=1}^{n_1} \sum_{\mu_2=1}^{n_2} \sum_{\mu_3=1}^{n_3} \dots \sum_{\mu_{N-1}=1}^{n_{N-1}} \sum_{\mu_N=1}^{n_N} |[\mu_1, \dots, \mu_{N-1}, \mu_N]\langle[\mu_1, \dots, \mu_{N-1}, \mu_N]|, \quad (5) \end{aligned}$$

where we always assume  $\gamma_0 > 0$  and  $\gamma_N > 0$ . This is a one-body problem, and hence the total number of eigenstates of the Hamiltonian (5) is equal to the total number of sites,  $n^{\text{tot}}$  in Eq. (4).

In Sec. 3, we first show that  $(n_N^{\text{tot}} - n_{N-1}^{\text{tot}})$  pieces of eigenstates are strictly localized on the peripheral sites (the  $N$ th generation). We then show that  $2(n_{N-1}^{\text{tot}} - n_{N-2}^{\text{tot}})$  pieces of eigenstates have amplitudes only on the  $N$ th and  $(N - 1)$ th generations. This goes on; we generally show that  $(N + 1 - \ell)(n_\ell^{\text{tot}} - n_{\ell-1}^{\text{tot}})$  pieces of eigenstates have amplitudes from the  $N$ th generation up to the  $\ell$ th generation with  $\ell = N, N - 1, N - 2, \dots, 2, 1$ . In other words, the total number of eigenstates that have null amplitude at the origin

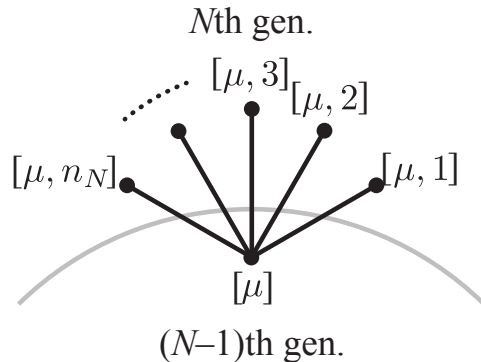


Figure 2: One branch of the tree lattice with the root site  $\mu$  in the  $(N-1)$ th generation and  $n_N$  pieces of peripheral sites in the  $N$ th generation.

site (the zeroth generation) is given by

$$\begin{aligned} \sum_{\ell=1}^N (N+1-\ell)(n_{\ell}^{\text{tot}} - n_{\ell-1}^{\text{tot}}) &= \sum_{\ell=1}^N (N+1-\ell)n_{\ell}^{\text{tot}} - \sum_{\ell=0}^{N-1} (N-\ell)n_{\ell}^{\text{tot}} \\ &= \sum_{\ell=1}^{N-1} n_{\ell}^{\text{tot}} + n_N^{\text{tot}} - Nn_0^{\text{tot}} = n^{\text{tot}} - (N+1), \end{aligned} \quad (6)$$

where we used the notations  $n_0^{\text{tot}} = 1$  and Eq. (4). Since the total number of eigenstates is equal to the total number of sites,  $n^{\text{tot}}$ , as we stated above, Eq. (6) means that we miss  $N+1$  pieces of eigenstates. In fact, we find in Sec. 4 that the remaining  $N+1$  pieces of eigenstates penetrate up to the origin site and contribute to the quantum transport. This completes the Hilbert space of the tight-binding model on the Bethe lattice. These  $N+1$  pieces of delocalized eigenstates are found from the eigenstates of the tight-binding model on a linear chain with  $N+1$  sites.

### 3. Localized eigenstates

In the present section, we give all the localized states with the null element at the origin. We start from the ones localized on the  $N$ th generation, go onto the ones localized on the  $N$ th and  $(N-1)$ th generations, and finally generalize the argument.

#### 3.1. Eigenstates localized on the peripheral sites

Let us first consider one site in the  $(N-1)$ th generation  $[0, \mu_1, \mu_2, \dots, \mu_{N-1}]$  and the attached peripheral sites  $[0, \mu_1, \mu_2, \dots, \mu_{N-1}, \mu_N]$  with  $\mu_N = 1, 2, 3, \dots, n_N$  in the  $N$ th generation; see Fig. 2. For brevity, let us refer to them as  $[\mu]$  and  $[\mu, \nu]$  with  $\nu = 1, 2, 3, \dots, n_N$  in the present subsection. The matrix representation of the

Hamiltonian of this portion is given by

$$H_{N-1} = \begin{matrix} & [\mu] & [\mu,1] & [\mu,2] & \dots & [\mu,n_N] \\ \begin{matrix} [\mu] \\ [\mu,1] \\ [\mu,2] \\ \vdots \\ [\mu,n_N] \end{matrix} & \left( \begin{array}{c|cccc} 0 & -1 & -1 & \dots & -1 \\ -1 & +i\gamma_N & & & \\ -1 & & +i\gamma_N & & \\ \vdots & \vdots & & \ddots & \\ -1 & & & & +i\gamma_N \end{array} \right) \end{matrix} \quad (7)$$

in the basis  $\{[[\mu]], [[\mu, 1]], [[\mu, 2]], \dots, [[\mu, n_N]]\}$ . The dimension of the matrix is therefore  $n_N + 1$ ; we have  $n_N$  pieces of  $+i\gamma_N$  on the diagonal.

The following  $(n_N - 1)$  pieces of vectors are all eigenvectors of the partial Hamiltonian  $H_{N-1}$  with the degenerate eigenvalue  $+i\gamma_N$ :

$$\begin{pmatrix} 0 \\ 1 \\ e^{i\theta_N} \\ e^{2i\theta_N} \\ e^{3i\theta_N} \\ \vdots \\ e^{(n_N-2)i\theta_N} \\ e^{(n_N-1)i\theta_N} \end{pmatrix}, \begin{pmatrix} 0 \\ 1 \\ e^{2i\theta_N} \\ e^{4i\theta_N} \\ e^{6i\theta_N} \\ \vdots \\ e^{2(n_N-2)i\theta_N} \\ e^{2(n_N-1)i\theta_N} \end{pmatrix}, \begin{pmatrix} 0 \\ 1 \\ e^{3i\theta_N} \\ e^{6i\theta_N} \\ e^{9i\theta_N} \\ \vdots \\ e^{3(n_N-2)i\theta_N} \\ e^{3(n_N-1)i\theta_N} \end{pmatrix}, \dots, \begin{pmatrix} 0 \\ 1 \\ e^{(n_N-1)i\theta_N} \\ e^{2(n_N-1)i\theta_N} \\ e^{3(n_N-1)i\theta_N} \\ \vdots \\ e^{(n_N-1)(n_N-2)i\theta_N} \\ e^{(n_N-1)^2i\theta_N} \end{pmatrix}, \quad (8)$$

where

$$\theta_N := \frac{2\pi}{n_N}, \quad (9)$$

and each state should be multiplied by the constant  $1/\sqrt{n_N}$  for normalization. In the explicit calculation, note the following:

$$\sum_{m=0}^{n_N-1} e^{m\ell i\theta_N} = 0 \quad (10)$$

for  $\ell = 1, 2, \dots, n_N - 1$ . In other words, the amplitudes at all the peripheral sites interfere with each other at the root site  $[\mu]$  and amount to zero. This is similar to the mechanism by which localized eigenstates arise from destructive interference in a class of tight-binding models with flat bands [10, 11, 12]. The vector for the whole Hilbert space with all the other elements zero is an eigenvector of the total Hamiltonian (5) with the same eigenvalue  $+i\gamma_N$ .

Since the amplitudes on the root site  $[\mu]$  in the  $(N-1)$ th generation and all the sites in the older generations vanish, these eigenvectors are all localized on the peripheral sites only. There are  $(n_N - 1)$  pieces of such localized eigenvectors in Eq. (8) for every root site  $[\mu]$  in the  $(N - 1)$ th generation. Since the number of the root sites

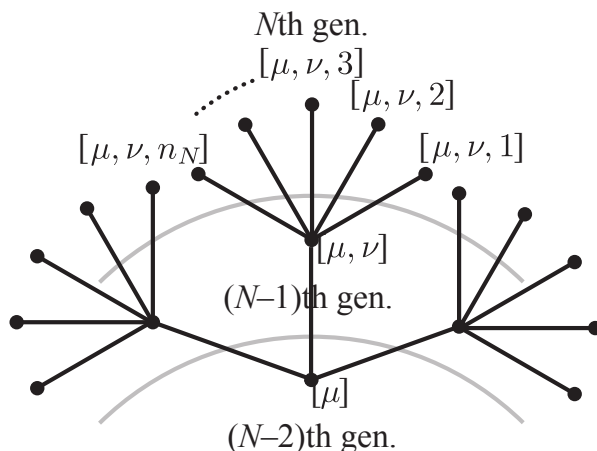


Figure 3: One branch of the tree lattice with the root site  $\mu$  in the  $(N - 2)$ th generation and the subsequent sites in the  $(N - 1)$ th generation and the peripheral sites in the  $N$ th generation.

in the  $(N - 1)$ th generation is  $n_{N-1}^{\text{tot}}$ , the total number of these localized eigenvectors is  $n_{N-1}^{\text{tot}}(n_N - 1) = n_N^{\text{tot}} - n_{N-1}^{\text{tot}}$ . We can leave out all of these localized eigenvectors in computing the current through the system because these eigenvectors do not have amplitudes in the inner sites. The only state that has a finite amplitude on the root site  $[\mu]$  must take the form

$$\left( * \mid 1 \ 1 \ 1 \ 1 \ \cdots \ 1 \ 1 \right)^T \quad (11)$$

with a proper normalization. We use this in the next subsection.

Since the eigenvalue of all the states in Eq. (8) is  $E = i\gamma_N$ , each state grows in time as in  $\exp(-iEt) = \exp(\gamma_N t)$ . We can interpret this growth in the following manner. The energy flux is added to every peripheral site at the rate of  $i\gamma_N$ . Since this energy flux does not penetrate into the inner generations, it stays at the peripheral sites and hence the amplitude grows exponentially.

### 3.2. Eigenstates localized on the outer two generations

Let us next consider one site in the  $(N - 2)$ th generation and the branches growing from the root site; see Fig. 3. The standard notation would be  $[\mu_1, \mu_2, \dots, \mu_{N-2}]$  for the root site,  $[\mu_1, \mu_2, \dots, \mu_{N-2}, \mu_{N-1}]$  with  $\mu_{N-1} = 1, 2, 3, \dots, n_{N-1}$  for the connecting sites in the  $(N - 1)$ th generation, and  $[\mu_1, \mu_2, \dots, \mu_{N-2}, \mu_{N-1}, \mu_N]$  with  $\mu_N = 1, 2, 3, \dots, n_N$  for the further connecting sites on the periphery, but for brevity let us refer to them as  $[\mu]$  for the root site,  $[\mu, \nu]$  with  $\nu = 1, 2, 3, \dots, n_{N-1}$  for the connecting sites in the  $(N - 1)$ th generation, and  $[\mu, \nu, \kappa]$  with  $\kappa = 1, 2, 3, \dots, n_N$  for the peripheral sites.

We now construct eigenvectors with non-zero amplitudes only on the  $(N - 1)$ th and  $N$ th generations. To achieve this, we employ the same principle as the one used in the previous subsection 3.1. We set the amplitudes on the  $n_{N-1}$  pieces of sites  $[\mu, 1]$ ,  $[\mu, 2]$ ,

$[\mu, 3], \dots, [\mu, n_{N-1}]$  of the  $(N-1)$ th generation so that they can amount to zero at the root site  $[\mu]$  because of interference. In other words, the following  $n_{N-1}$  pieces of vectors can be the eigenvectors of the total Hamiltonian once we properly choose the amplitudes on the peripheral sites of the  $N$ th generation:

$$\begin{pmatrix} 0 \\ 1 \\ e^{i\theta_{N-1}} \\ e^{2i\theta_{N-1}} \\ e^{3i\theta_{N-1}} \\ \vdots \\ e^{(n_{N-1}-2)i\theta_{N-1}} \\ e^{(n_{N-1}-1)i\theta_{N-1}} \end{pmatrix}, \begin{pmatrix} 0 \\ 1 \\ e^{2i\theta_{N-1}} \\ e^{4i\theta_{N-1}} \\ e^{6i\theta_{N-1}} \\ \vdots \\ e^{2(n_{N-1}-2)i\theta_{N-1}} \\ e^{2(n_{N-1}-1)i\theta_{N-1}} \end{pmatrix}, \dots, \begin{pmatrix} 0 \\ 1 \\ e^{(n_{N-1}-1)i\theta_{N-1}} \\ e^{2(n_{N-1}-1)i\theta_{N-1}} \\ e^{3(n_{N-1}-1)i\theta_{N-1}} \\ \vdots \\ e^{(n_{N-1}-1)(n_{N-1}-2)i\theta_{N-1}} \\ e^{(n_{N-1}-1)^2i\theta_{N-1}} \end{pmatrix} \quad (12)$$

in the basis  $\{[[\mu]], [[\mu, 1]], [[\mu, 2]], \dots, [[\mu, n_{N-1}]]\}$  in this order, where

$$\theta_{N-1} := \frac{2\pi}{n_{N-1}}, \quad (13)$$

with the amplitudes of all the sites in the older generations being zero. The only state that can have a finite amplitude on the root site  $[\mu]$  must take the form

$$\left( * \mid 1 \ 1 \ 1 \ 1 \ \dots \ 1 \ 1 \right)^T \quad (14)$$

with a proper normalization. We use this in the next subsection.

We then determine the amplitudes on the peripheral sites so that the vectors in Eq. (12) can be eigenvectors of the total Hamiltonian. Since the amplitude at the root site  $[\mu]$  in the  $(N-2)$ th generation vanishes, the branch dangling out of each of  $[\mu, \nu]$  ( $\nu = 1, 2, \dots, n_{N-1}$ ) is isolated. Each branch has the partial Hamiltonian

$$H_{N-1} = \begin{matrix} & \begin{matrix} [\mu, \nu] & [\mu, \nu, 1] & [\mu, \nu, 2] & \dots & [\mu, \nu, n_N] \end{matrix} \\ \begin{matrix} [\mu, \nu] \\ [\mu, \nu, 1] \\ [\mu, \nu, 2] \\ \vdots \\ [\mu, \nu, n_N] \end{matrix} & \left( \begin{array}{c|ccccc} 0 & -1 & -1 & \dots & -1 \\ -1 & +i\gamma_N & & & \\ -1 & & +i\gamma_N & & \\ \vdots & & & \ddots & \\ -1 & & & & +i\gamma_N \end{array} \right) \end{matrix} \quad (15)$$

in the basis  $\{[[\mu, \nu]], [[\mu, \nu, 1]], [[\mu, \nu, 2]], \dots, [[\mu, \nu, n_N]]\}$  in this order.

According to the observation in the previous subsection, the amplitudes of all the peripheral sites  $[\mu, \nu, \kappa]$  ( $\kappa = 1, 2, \dots, n_N$ ) in Eq. (??) must be equal to each other as in Eq. (11) in order for the state to penetrate to the  $(N-1)$ th generation. We thereby set the Ansatz for the eigenvector in the form

$$e^{m\nu i\theta_{N-1}} \times \left( 1 \mid \alpha \ \alpha \ \alpha \ \dots \ \alpha \right)^T, \quad (16)$$



where the prefactor comes from the  $\nu$ th element of the  $m$ th eigenvector in Eq. (12) and  $\alpha$  is a complex number to be determined.

To compute the eigenvalues and fix the constant  $\alpha$ , let us use a trick introduced originally in Ref. [13]. We introduce a state

$$|(\mu, \nu)\rangle := \frac{1}{\sqrt{n_N}} \sum_{\kappa=1}^{n_N} |[\mu, \nu, \kappa]\rangle; \quad (17)$$

note that all amplitudes on the  $N$ th generation summed up here are equal to each other as in Eq. (16). A straightforward algebra produces

$$H_{N-1} |[\mu, \nu]\rangle = -\sqrt{n_N} |(\mu, \nu)\rangle, \quad (18)$$

$$H_{N-1} |(\mu, \nu)\rangle = -\sqrt{n_N} |[\mu, \nu]\rangle + i\gamma_N |(\mu, \nu)\rangle, \quad (19)$$

which means that the two-dimensional subspace spanned by  $|[\mu, \nu]\rangle$  and  $|(\mu, \nu)\rangle$  is closed under the action of  $H_{N-1}$ . In other words, the total Hamiltonian has a  $2 \times 2$  block for the subspace in the form

$$H_2^{\text{sub}} = \begin{pmatrix} 0 & -\sqrt{n_N} \\ -\sqrt{n_N} & i\gamma_N \end{pmatrix}, \quad (20)$$

which gives the two eigenvalues of the total Hamiltonian in the form

$$E_{\pm} := \frac{i\gamma_N \pm \sqrt{4n_N - \gamma_N^2}}{2}. \quad (21)$$

The corresponding eigenvectors of the effective Hamiltonian are given by

$$\begin{pmatrix} 1 \\ -E_{\pm}/\sqrt{n_N} \end{pmatrix}, \quad (22)$$

and hence we find  $\alpha = -E_{\pm}/n_N$  for Eq. (16). Therefore the eigenvectors of the partial Hamiltonian (15) are given in the form (16) with the normalization as follows:

$$\frac{e^{m\nu i\theta_{N-1}}}{n_N \sqrt{n_N + 1}} \left( n_N \mid -E_{\pm} \quad -E_{\pm} \quad -E_{\pm} \quad \cdots \quad -E_{\pm} \right)^T. \quad (23)$$

Let us now count the number of these eigenstates. There are  $(n_{N-1} - 1)$  pieces of localized eigenvectors in Eq. (12) for every root site in the  $(N - 2)$ th generation. The number of the root sites in the  $(N - 2)$ th generation is  $n_{N-2}^{\text{tot}}$ . Since we have two eigenvalues for each Ansatz (16), the total number of these localized eigenvectors is  $2n_{N-2}^{\text{tot}}(n_{N-1} - 1) = 2(n_{N-1}^{\text{tot}} - n_{N-2}^{\text{tot}})$ . We can leave out all of these localized eigenvectors in computing the current through the system because these eigenvectors do not have amplitudes in the inner sites.

Since the imaginary parts of the eigenvalues of all these states are positive as in Eq. (21), each state grows in time. We can interpret this growth in the same manner as

in the previous subsection; these localized states do not carry the input on the peripheral sites to the drain on the root site, and hence the amplitudes accumulate on the sites of the  $N$  and  $(N - 1)$ th generations. The growth rate particularly for  $4n_N > \gamma_N^2$  is halved to  $i\gamma_N/2$  from the one in the previous subsection 3.1 because the amplitudes can spread up to the  $(N - 1)$ th generation.

### 3.3. Eigenstates localized on the outer three generations

Let us next consider one site in the  $(N - 3)$ th generation (which we now call the root site in the present subsection) and the branch growing from the root site. For brevity, here in the present subsection, we refer to them as  $[\mu]$  for the root site,  $[\mu, \nu]$  with  $\nu = 1, 2, 3, \dots, n_{N-2}$  for the connecting sites in the  $(N - 2)$ th generation,  $[\mu, \nu, \kappa]$  with  $\kappa = 1, 2, 3, \dots, n_{N-1}$  for the connecting sites in the  $(N - 1)$ th generation, and  $[\mu, \nu, \kappa, \rho]$  with  $\rho = 1, 2, 3, \dots, n_N$  for the peripheral sites.

We now construct eigenvectors with non-zero amplitudes only on the  $(N - 2)$ th,  $(N - 1)$ th, and  $N$ th generations. To achieve this, we set the amplitudes on the root site  $[\mu]$  and  $n_{N-2}$  pieces of sites  $[\mu, 1], [\mu, 2], [\mu, 3], \dots, [\mu, n_{N-2}]$  on the  $(N - 2)$ th generation to

$$\begin{pmatrix} 0 \\ 1 \\ e^{i\theta_{N-2}} \\ e^{2i\theta_{N-2}} \\ e^{3i\theta_{N-2}} \\ \vdots \\ e^{(n_{N-2}-2)i\theta_{N-2}} \\ e^{(n_{N-2}-1)i\theta_{N-2}} \end{pmatrix}, \begin{pmatrix} 0 \\ 1 \\ e^{2i\theta_{N-2}} \\ e^{4i\theta_{N-2}} \\ e^{6i\theta_{N-2}} \\ \vdots \\ e^{2(n_{N-2}-2)i\theta_{N-2}} \\ e^{2(n_{N-2}-1)i\theta_{N-2}} \end{pmatrix}, \dots, \begin{pmatrix} 0 \\ 1 \\ e^{(n_{N-2}-1)i\theta_{N-2}} \\ e^{2(n_{N-2}-1)i\theta_{N-2}} \\ e^{3(n_{N-2}-1)i\theta_{N-2}} \\ \vdots \\ e^{(n_{N-2}-1)(n_{N-2}-2)i\theta_{N-2}} \\ e^{(n_{N-2}-1)^2i\theta_{N-2}} \end{pmatrix}, \quad (24)$$

with

$$\theta_{N-2} := \frac{2\pi}{n_{N-2}}. \quad (25)$$

Since the amplitude on the root site  $\mu$  in the  $(N - 3)$ th generation vanishes, each branch dangling out of  $[\mu, \nu]$  is isolated, and hence we can find the eigenvalues and the eigenvectors by considering only the partial Hamiltonian of the dangling branch. According to the argument in the previous subsections 3.1 and 3.2, the amplitudes on the  $(N - 1)$ th generation must be equal to each other as in Eq. (14) and those on the  $N$ th generation likewise in Eq. (11).

To compute the eigenvalues, we again use the trick introduced in Ref. [13]. We

introduce

$$|(\mu, \nu)\rangle := \frac{1}{\sqrt{n_{N-1}}} \sum_{\kappa=1}^{n_{N-1}} |[\mu, \nu, \kappa]\rangle, \quad (26)$$

$$|\{\mu, \nu\}\rangle := \frac{1}{\sqrt{n_{N-1}n_N}} \sum_{\kappa=1}^{n_{N-1}} \sum_{\rho=1}^{n_N} |[\mu, \nu, \kappa, \rho]\rangle; \quad (27)$$

note again that the amplitude equalities summed up here are equal to each other as shown in Eqs. (11) and (14). Let  $H_{N-2}$  denote the partial Hamiltonian of the branch dangling out of  $[\mu, \nu]$ . A straightforward algebra produces

$$H_{N-2} |[\mu, \nu]\rangle = -\sqrt{n_{N-1}} |(\mu, \nu)\rangle, \quad (28)$$

$$H_{N-2} |(\mu, \nu)\rangle = -\sqrt{n_{N-1}} |[\mu, \nu]\rangle - \sqrt{n_N} |\{\mu, \nu\}\rangle, \quad (29)$$

$$H_{N-2} |\{\mu, \nu\}\rangle = -\sqrt{n_N} |(\mu, \nu)\rangle + i\gamma_N |\{\mu, \nu\}\rangle. \quad (30)$$

Similarly to the previous subsection 3.2, the subspace spanned by  $|[\mu, \nu]\rangle$ ,  $|(\mu, \nu)\rangle$ , and  $|\{\mu, \nu\}\rangle$  is closed under the action of  $H_{N-2}$ . The effective Hamiltonian in this subspace reads

$$H_3^{\text{sub}} = \begin{pmatrix} 0 & -\sqrt{n_{N-1}} & 0 \\ -\sqrt{n_{N-1}} & 0 & -\sqrt{n_N} \\ 0 & -\sqrt{n_N} & i\gamma_N \end{pmatrix}. \quad (31)$$

Therefore, the eigenvalues are given by the third-order secular equation

$$E^3 - i\gamma_N E^2 - (n_{N-1} + n_N)E + i\gamma_N n_{N-1} = 0. \quad (32)$$

The numerical plots in Fig. 4 show that one eigenvalue is pure imaginary with a relatively large imaginary part of the order of  $i\gamma_N$ , while the other two eigenvalues have a common, relatively small imaginary part; for each of the three eigenvalues, the imaginary part is non-negative.

We can prove the non-negativity of the imaginary parts of the eigenvalues as follows. Let us decompose the  $3 \times 3$  non-Hermitian matrix  $H_3^{\text{sub}}$  in Eq. (31) as

$$H_3^{\text{sub}} = h + i\gamma_N g^\dagger g \quad (33)$$

with a Hermitian matrix  $h$  and  $g = \text{diag}(0, 0, 1)$ . From the eigenequation  $H_3^{\text{sub}} |\psi_n\rangle = E_n |\psi_n\rangle$ , we have

$$\langle \psi_n | h | \psi_n \rangle + i\gamma_N \langle \psi_n | g^\dagger g | \psi_n \rangle = E_n \langle \psi_n | \psi_n \rangle. \quad (34)$$

Since all the three matrix elements must be real, we find the imaginary part of  $E$  in the form

$$\text{Im } E_n = \frac{\gamma_N \langle \psi_n | g^\dagger g | \psi_n \rangle}{\langle \psi_n | \psi_n \rangle} \geq 0. \quad (35)$$

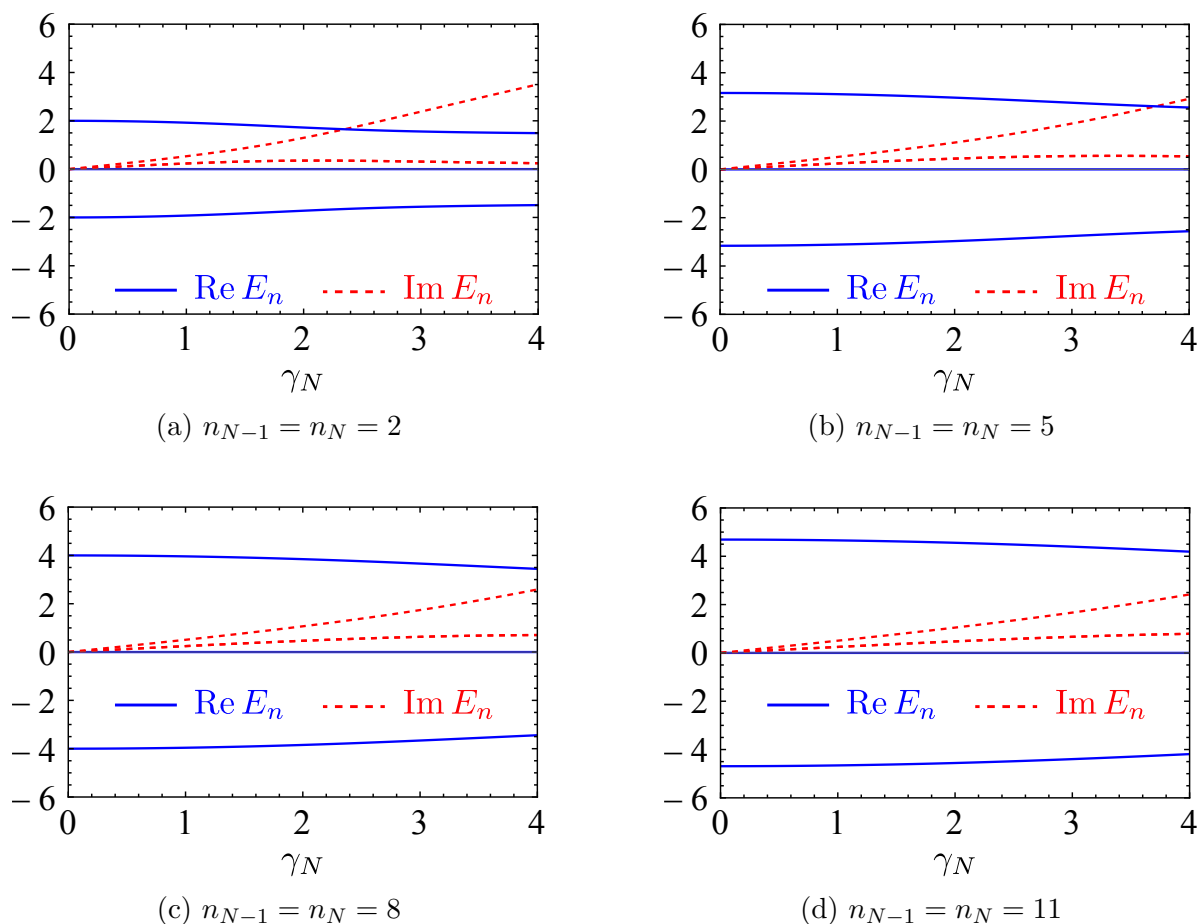


Figure 4: Real and imaginary parts of the three eigenvalues of Eq. (31). One eigenvalue is pure imaginary with the largest imaginary part, while the other two eigenvalues have a common imaginary part and the real parts of the same magnitude with opposite signs.

One can arrive at the same conclusion by applying Bendixon's theorem [14], which states that the imaginary parts of the eigenvalues  $E_n$  of a non-Hermitian Hamiltonian  $H$  are bounded as  $E_{\min}^A \leq \text{Im } E_n \leq E_{\max}^A$ , where  $E_{\min}^A$  and  $E_{\max}^A$  are the smallest and largest eigenvalues of  $H^A := (H - H^\dagger)/(2i)$ , respectively. We note in passing that the matrix  $H_3^{\text{sub}}$  respects

$$C (H_3^{\text{sub}})^* C^{-1} = -H_3^{\text{sub}} \quad \text{where } C := \begin{pmatrix} 1 & 0 & 0 \\ 0 & -1 & 0 \\ 0 & 0 & 1 \end{pmatrix}, \quad (36)$$

which makes the complex spectrum symmetric about the imaginary axis. This symmetry can be considered as a non-Hermitian extension of particle-hole symmetry (particle-hole symmetry<sup>†</sup> in the terminology of Ref. [15]).

There are  $(n_{N-2} - 1)$  pieces of localized eigenvectors in Eq. (24) for every root site in the  $(N - 3)$ th generation. The number of the root site in the  $(N - 3)$ th generation is  $n_{N-3}^{\text{tot}}$ . Since we have three eigenvalues for each Ansatz in Eq. (24), the total number of

these localized eigenvectors is  $3n_{N-3}^{\text{tot}}(n_{N-2} - 1) = 3(n_{N-3}^{\text{tot}} - n_{N-2}^{\text{tot}})$ . We can leave out all these localized eigenvectors in computing the current through the system because they do not have amplitudes in the inner sites.

Only an eigenvector with the elements on the  $(N - 2)$ th generation of the form  $(1, 1, \dots, 1)$  can penetrate to the  $(N - 3)$  generation. The argument thus goes on to the last one presented in the next subsection.

### 3.4. Further ‘localized’ eigenstates

We similarly construct eigenvectors that have amplitudes only on the generations younger than a specific one. The last eigenstates that reach the sites of the first generation but fall short of the origin site are given by

$$\begin{pmatrix} 0 \\ 1 \\ e^{i\theta_1} \\ e^{2i\theta_1} \\ e^{3i\theta_1} \\ \vdots \\ e^{(n_1-2)i\theta_1} \\ e^{(n_1-1)i\theta_1} \end{pmatrix}, \quad \begin{pmatrix} 0 \\ 1 \\ e^{2i\theta_1} \\ e^{4i\theta_1} \\ e^{6i\theta_1} \\ \vdots \\ e^{2(n_1-2)i\theta_1} \\ e^{2(n_1-1)i\theta_1} \end{pmatrix}, \quad \dots, \quad \begin{pmatrix} 0 \\ 1 \\ e^{(n_1-1)i\theta_1} \\ e^{2(n_1-1)i\theta_1} \\ e^{3(n_1-1)i\theta_1} \\ \vdots \\ e^{(n_1-1)(n_1-2)i\theta_1} \\ e^{(n_1-1)^2i\theta_1} \end{pmatrix}, \quad (37)$$

where the first element represents the null amplitude on the origin site  $[0]$  and the rest represents the amplitudes on the sites  $[\mu]$  with  $\mu = 1, 2, 3, \dots, n_1$ , and

$$\theta_1 := \frac{2\pi}{n_1}. \quad (38)$$

Note that for each eigenvector, the amplitudes of the sites on each generation lower than the first are equal to each other, and hence we can use the same trick by Ref. [13] to find all the amplitudes of the eigenvectors in the younger generations. We can also prove the non-negativity of the imaginary parts of all complex eigenvalues in the same manner as in Eq. (35) or by Bendixon’s theorem [14].

As we described at the end of Sec. 2, all the localized states given in the present section amount to the number  $n^{\text{tot}} - (N + 1)$ , while the total number of eigenstates is  $n^{\text{tot}}$ . We show in the next section 4 that the remaining  $(N + 1)$  pieces of eigenstates have amplitudes at the origin site and hence do contribute to the quantum transport from the peripheral site to the origin site. In these extended eigenvectors, the amplitudes of the sites of each generation, even of the first generation, must be equal to each other.

## 4. Extended eigenstates

We now use the trick in Ref. [13] one last time to find the final  $N + 1$  pieces of eigenstates that are extended from the peripheral sites up to the origin site  $[0]$ . From all the



with

$$\tilde{\gamma} := \frac{\gamma}{\sqrt{n}}. \quad (48)$$

Note that the dependence on  $n$  is scaled out and only implicitly contained in  $\tilde{\gamma}$  hereafter.

The Hamiltonian (47) has parity-time symmetry, or  $PT$  symmetry [16, 17, 18], in the following sense. For the parity-reversal transformation, consider

$$P := \begin{pmatrix} & & & & 1 \\ & & & & & 1 \\ & & & & & & 1 \\ & & & & & & & \ddots \\ & & & & & & & & 1 \\ & & & & & & & & & 1 \\ 1 & & & & & & & & & & \end{pmatrix}, \quad (49)$$

while for the time-reversal transformation  $T$ , consider complex conjugation. The Hamiltonian (47) goes back to itself after the simultaneous operation of  $P$  and  $T$ . We therefore have  $[\tilde{H}_N^{\text{eff}}, PT] = 0$ .

A consequence of  $PT$  symmetry, and more generally, the product of a linear operator, such as  $P$ , and an anti-linear operator, such as  $T$ , is the following. Suppose that the Hamiltonian (47) has an eigenvalue  $E$ , as in  $\tilde{H}_N^{\text{eff}}|\psi\rangle = E|\psi\rangle$ , without any degeneracy. Applying  $PT$  from the left on both sides and using the commutation relation  $[\tilde{H}_N^{\text{eff}}, PT] = 0$ , we have

$$\tilde{H}_N^{\text{eff}}(PT|\psi\rangle) = E(PT|\psi\rangle) \quad (50)$$

if and only if the eigenvalue  $E$  is real. Then, the  $PT$ -reversed state  $PT|\psi\rangle$  is also an eigenvector of  $\tilde{H}_N^{\text{eff}}$  with eigenvalue  $E$ , and hence  $PT|\psi\rangle$  is parallel to  $|\psi\rangle$ . This means that this eigenvector of the Hamiltonian is also one of the  $PT$ , and hence it is called the  $PT$ -unbroken phase of this particular state.

On the other hand, if and only if  $E$  is complex, we have

$$\tilde{H}_N^{\text{eff}}(PT|\psi\rangle) = E^*(PT|\psi\rangle) \quad (51)$$

with  $E \neq E^*$ . The eigenvector  $PT|\psi\rangle$  is the one for the eigenvalue  $E^*$  and hence is no longer parallel to  $|\psi\rangle$ . This means that the eigenvector  $PT|\psi\rangle$  spontaneously breaks  $PT$  symmetry of the Hamiltonian, and hence it is called the  $PT$ -broken phase of the state. Note that the commutation relation  $[\tilde{H}_N^{\text{eff}}, PT] = 0$  does not necessarily yield that the eigenvector of  $\tilde{H}_N^{\text{eff}}$  is also one of  $PT$  because  $T$  is not a linear operator.

In passing,  $\tilde{H}_N^{\text{eff}}$  further respects other symmetries. As a prime example,  $\tilde{H}_N^{\text{eff}}$  is invariant under transposition:

$$(\tilde{H}_N^{\text{eff}})^T = \tilde{H}_N^{\text{eff}}. \quad (52)$$

This is considered to be time-reversal symmetry<sup>†</sup> in the terminology of Ref. [15] and, for example, forbids the non-Hermitian skin effect [19, 20, 21].

#### 4.1. Case of $N = 1$

As a tutorial example, let us first present an exact solution for  $N = 1$ , for which the effective Hamiltonian (47) reads

$$\tilde{H}_1^{\text{eff}} = \begin{pmatrix} -i\tilde{\gamma} & -1 \\ -1 & i\tilde{\gamma} \end{pmatrix}. \quad (53)$$

The eigenvalues are given by

$$E_1^\pm = \pm\sqrt{1 - \tilde{\gamma}^2}, \quad (54)$$

which are both real for  $\tilde{\gamma} < 1$  and both pure imaginary for  $\tilde{\gamma} > 1$ . The former corresponds to the  $PT$ -unbroken region and the latter the  $PT$ -broken region. The two eigenvalues coalesce at  $\tilde{\gamma} = 1$ , which is an exceptional point; not only the eigenvalues become equal to each other, the eigenvectors also become parallel to each other, and the matrix rank drops to unity, as we will see below.

In the  $PT$ -unbroken region  $\tilde{\gamma} < 1$ , the eigenvectors for  $E_1^\pm$  are given by

$$|\psi_1^+\rangle = \frac{1}{\sqrt{2}} \begin{pmatrix} 1 \\ -i\tilde{\gamma} - \sqrt{1 - \tilde{\gamma}^2} \end{pmatrix}, \quad |\psi_1^-\rangle = \frac{1}{\sqrt{2}} \begin{pmatrix} i\tilde{\gamma} + \sqrt{1 - \tilde{\gamma}^2} \\ 1 \end{pmatrix}, \quad (55)$$

respectively. In the  $PT$ -broken region  $\tilde{\gamma} > 1$ , on the other hand, the eigenvectors for the redefined eigenvalues

$$E_1^\pm = \pm i\sqrt{\tilde{\gamma}^2 - 1} \quad (56)$$

are given by

$$|\psi_1^+\rangle = \frac{1}{\sqrt{\mathcal{N}}} \begin{pmatrix} 1 \\ -i\tilde{\gamma} - i\sqrt{\tilde{\gamma}^2 - 1} \end{pmatrix}, \quad |\psi_1^-\rangle = \frac{1}{\sqrt{\mathcal{N}}} \begin{pmatrix} i\tilde{\gamma} + i\sqrt{\tilde{\gamma}^2 - 1} \\ 1 \end{pmatrix} \quad (57)$$

with a different normalization constant  $\mathcal{N} := 2\tilde{\gamma}(\tilde{\gamma} + \sqrt{\tilde{\gamma}^2 - 1})$ . The crucial difference between the eigenvectors in Eqs. (55) and (57) lies in the amplitude distribution. For the eigenvectors (55) in the  $PT$ -unbroken region, the amplitudes of the first and second elements are equal to each other as a direct consequence of  $PT$  symmetry. For those (57) in the  $PT$ -broken region, the amplitude of  $|\psi_1^+\rangle$  is larger in the second element while that of  $|\psi_1^-\rangle$  is larger in the first element. We will see in Subsec. 4.2 that this is a general feature for any  $N$ . The eigenstates are extended quite uniformly over the system in the  $PT$ -unbroken region, while each of them exponentially increases towards one of the edges in the  $PT$ -broken region.

Note that these eigenvectors are not orthogonal to each other as in  $\langle \psi_1^- | \psi_1^+ \rangle \neq 0$  because the Hamiltonian (53) is not Hermitian. For a non-Hermitian matrix, we can define left eigenvectors [?] as opposed to the right eigenvectors given in Eq. (57). In



the case of the symmetric matrix (53), each left eigenvector is the transpose of the corresponding right eigenvector:

$$\langle \phi_1^+ | = \frac{1}{\sqrt{2}} \left( 1 \quad -i\tilde{\gamma} - \sqrt{1 - \tilde{\gamma}^2} \right), \quad \langle \phi_1^- | = \frac{1}{\sqrt{2}} \left( i\tilde{\gamma} + \sqrt{1 - \tilde{\gamma}^2} \quad 1 \right) \quad (58)$$

in the  $PT$ -unbroken region and

$$\langle \phi_1^+ | = \frac{1}{\sqrt{\mathcal{N}}} \left( 1 \quad -i\tilde{\gamma} - i\sqrt{\tilde{\gamma}^2 - 1} \right), \quad \langle \phi_1^- | = \frac{1}{\sqrt{\mathcal{N}}} \left( i\tilde{\gamma} + i\sqrt{\tilde{\gamma}^2 - 1} \quad 1 \right) \quad (59)$$

in the  $PT$ -broken region. We can indeed confirm the biorthogonality  $\langle \phi_1^+ | \psi_1^- \rangle = \langle \phi_1^- | \psi_1^+ \rangle = 0$ . Nonetheless, we use in the present paper  $\langle \psi_1^\pm | := |\psi_1^\pm\rangle^\dagger$  to define the expectation value as  $\langle \psi_1^\pm | Q | \psi_1^\pm \rangle$  for a quantity  $Q$ . We do not utilize the left eigenvectors  $\langle \phi_1^\pm |$  because we regard non-Hermiticity as a manifestation of the coupling with the external environment, as described in Appendix A.

At the exceptional point  $\tilde{\gamma} = 1$ , both the eigenvalues (54) reduce to  $E_1^{\text{EP}} = 0$ , and the eigenvectors (57) become parallel to each other:

$$|\psi_1^{\text{EP}}\rangle = \frac{1}{\sqrt{2}} \begin{pmatrix} 1 \\ -i \end{pmatrix}. \quad (60)$$

The rank of the matrix (53) drops to one; the matrix is not diagonalizable, only transformed to a Jordan block.

#### 4.2. General case

For general  $N$ , we assume an Ansatz

$$\vec{v} := \left( v_0 \quad v_1 \quad v_2 \quad \cdots \quad v_N \right)^T, \quad (61)$$

with

$$v_\ell = Ae^{i\ell k} + Be^{-i\ell k} \quad (62)$$

for  $\ell = 0, 1, 2, \dots, N$  and  $0 \leq k \leq \pi$ . Applying the Hamiltonian  $\tilde{H}_N^{\text{eff}}$ , we immediately have

$$-v_{\ell-1} - v_{\ell+1} = \tilde{E}_N v_\ell \quad (63)$$

for  $\ell = 1, 2, 3, \dots, N-1$  with the scaled eigenvalue

$$\tilde{E}_N := \frac{E_N}{\sqrt{n}} = -2 \cos k, \quad (64)$$

where  $E_N$  denotes the eigenvalue of the unscaled Hamiltonian  $H_N^{\text{eff}}$  in Eq. (47). The boundary conditions

$$-i\tilde{\gamma}v_0 - v_1 = \tilde{E}_N v_0, \quad (65)$$

$$-v_{N-1} + i\tilde{\gamma}v_N = \tilde{E}_N v_N, \quad (66)$$

upon generalizing Eq. (63), yield

$$-i\tilde{\gamma}v_0 = -v_{-1}, \quad (67)$$

$$+i\tilde{\gamma}v_N = -v_{N+1}, \quad (68)$$

or

$$-i\tilde{\gamma}(A + B) = -(Ae^{-ik} + Be^{ik}), \quad (69)$$

$$+i\tilde{\gamma}(Ae^{iNk} + Be^{-iNk}) = -(Ae^{i(N+1)k} + Be^{-i(N+1)k}). \quad (70)$$

We cast the boundary conditions (69) and (70) into the matrix equation

$$\begin{pmatrix} e^{-ik} - i\tilde{\gamma} & e^{ik} - i\tilde{\gamma} \\ e^{iNk}(e^{ik} + i\tilde{\gamma}) & e^{-iNk}(e^{-ik} + i\tilde{\gamma}) \end{pmatrix} \begin{pmatrix} A \\ B \end{pmatrix} = \begin{pmatrix} 0 \\ 0 \end{pmatrix}. \quad (71)$$

The condition that we do not have the trivial solution  $A = B = 0$  reads

$$0 = \det \begin{pmatrix} e^{-ik} - i\tilde{\gamma} & e^{ik} - i\tilde{\gamma} \\ e^{iNk}(e^{ik} + i\tilde{\gamma}) & e^{-iNk}(e^{-ik} + i\tilde{\gamma}) \end{pmatrix} = -2i \sin(N+2)k - 2i\tilde{\gamma}^2 \sin Nk. \quad (72)$$

Therefore, the equation that determines  $k$ , and thereby the eigenvalue  $E_N = -2\sqrt{n} \cos k$ , is

$$f(k) := -\frac{\sin(N+2)k}{\sin Nk} = \tilde{\gamma}^2, \quad (73)$$

except for the case

$$\sin Nk = \sin(N+2)k = 0, \quad (74)$$

which is satisfied by  $k = 0$  and  $k = \pi$  for any  $N$  and  $k = \pi/2$  for even  $N$ . However, each of the solutions  $k = 0$  and  $k = \pi$  yields  $\vec{v} = \vec{0}$ , and hence should be removed. We will consider the other general solutions below. Numerical calculations of  $f(k)$  in the left-hand side of Eq. (73) are shown in Fig. 5. The solutions behave differently for odd and even  $N$ ; see Fig. 6.

For odd  $N$ , there are  $(N+1)$  pieces of real solutions with  $0 < k < \pi$  for  $0 \leq \tilde{\gamma} < 1$ , two of which collide at  $k = \pi/2$  for  $\tilde{\gamma} = 1$  and become complex for  $\tilde{\gamma} > 1$ . The point of the collision in the parameter space,  $\tilde{\gamma} = 1$ , forms a second-order exceptional point. The region beyond it is the  $PT$ -broken phase for the two eigenvalues. We analyze the  $PT$ -broken region by inserting the Ansatz  $k = \pi/2 \pm i\kappa$  into Eq. (73). For odd  $N$ , the equation reduces to

$$\frac{\cosh(N+2)\kappa}{\cosh(N\kappa)} = \tilde{\gamma}^2, \quad (75)$$

whose left-hand side converges to unity in the limit  $\kappa \rightarrow 0$ . This is common to the tutorial example for  $N = 1$  given in Sec. 4.1. For large  $N$  and  $\kappa$ , both the denominator

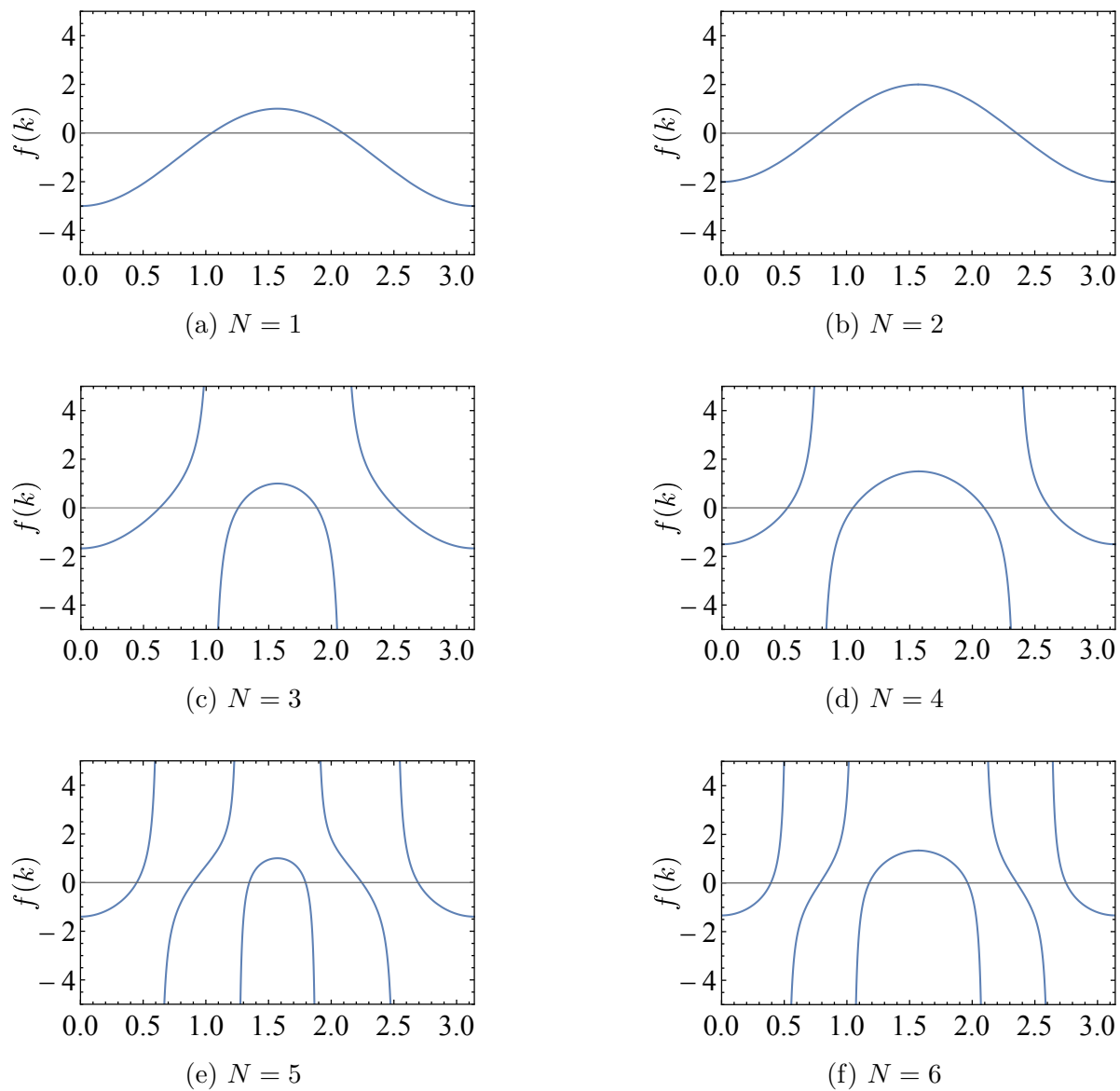


Figure 5: Numerical calculation of the function  $f(k)$  in the left-hand side of Eq. (73) for  $1 \leq N \leq 6$ .

and numerator of the left-hand side of Eq. (75) reduce to exponential functions, and hence we conclude  $\tilde{\gamma} \simeq \exp \kappa$ , or  $\kappa \simeq \ln \tilde{\gamma}$ . The red chain curves in Fig. 6(e), for example, are consistent with this estimate.

For even  $N$ , in addition to the  $N$  pieces of real solutions with  $0 < k < \pi$  for  $0 \leq \tilde{\gamma} < \sqrt{(N+2)/N}$ , there is a solution  $k = \pi/2$  of Eq. (74) with  $E_N = 0$ . Two of the former solutions collide at  $k = \pi/2$  and  $\tilde{\gamma} = \sqrt{(N+2)/N}$  together with the additional solution of  $k = \pi/2$  and become complex for  $\tilde{\gamma} > \sqrt{(N+2)/N}$ . The point  $\tilde{\gamma} = \sqrt{(N+2)/N}$  in the parameter space forms a third-order exceptional point. Precisely speaking, we need to confirm that the eigenvectors for the three solutions are

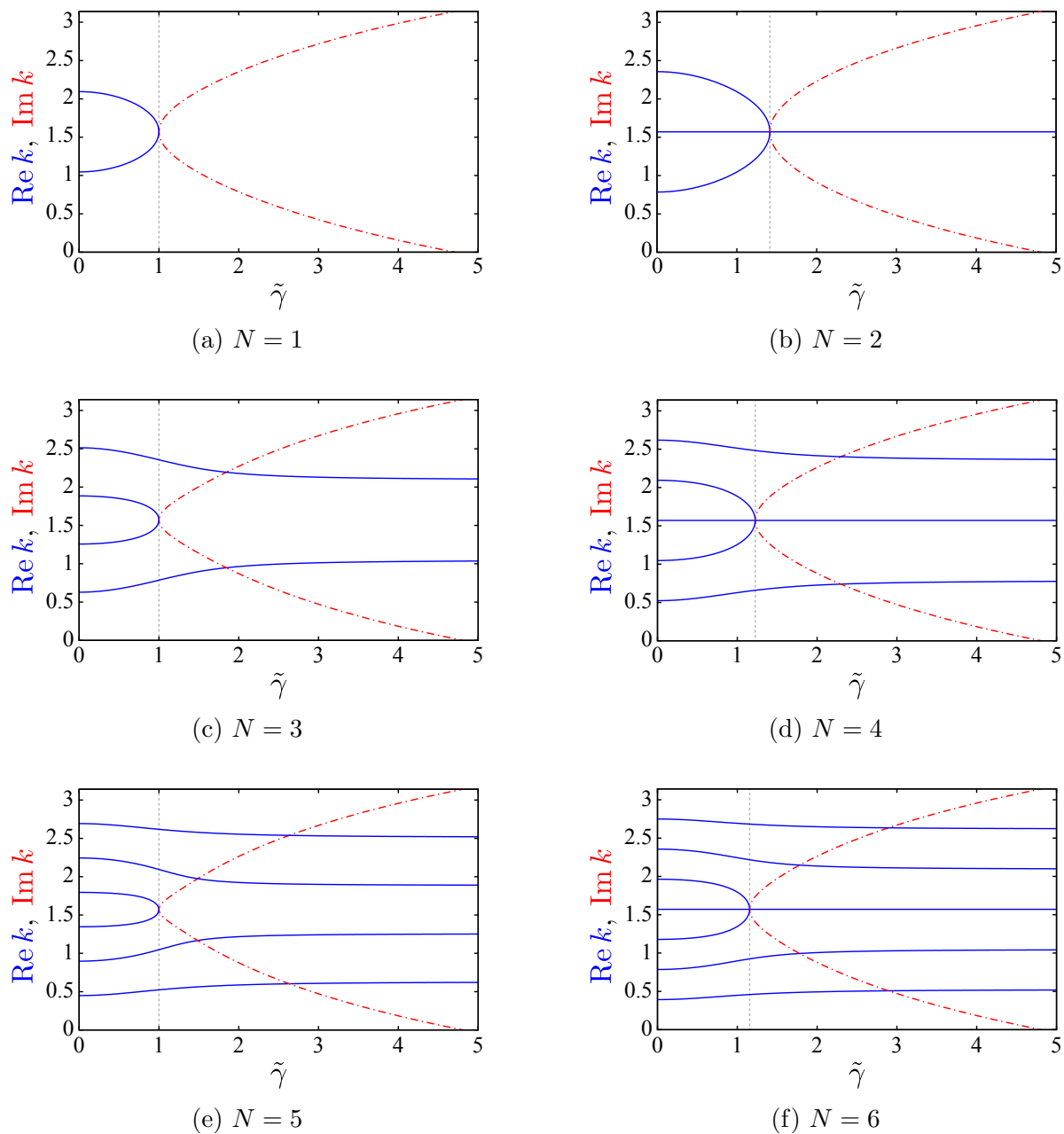


Figure 6: The  $\tilde{\gamma}$ -dependence of the real and imaginary parts of the solutions of  $k$  for  $1 \leq N \leq 6$ . The blue solid curves indicate the real solutions of  $k$ , while the red chain curves indicate the imaginary parts (shifted upwards by  $+\pi/2$ ) of the complex solutions of  $k$  with their real part  $k = \pi/2$ .

identical to each other, which we indeed find in the following. By inserting the Ansatz  $k = \pi/2 \pm i\kappa$  into Eq. (73) for even  $N$ , Eq. (73) reduces to

$$\frac{\sinh(N+2)\kappa}{\sinh(N\kappa)} = \tilde{\gamma}^2, \quad (76)$$

whose left-hand side indeed converges to  $(N+2)/N$  in the limit  $\kappa \rightarrow 0$ . For large  $N$  and  $\kappa$ , we again find  $\kappa \simeq \ln \tilde{\gamma}$ . The red chain curves in Fig. 6(f), for example, are again consistent with this estimate.

Figure 7 shows the scaled eigenvalues  $\tilde{E}_N = -2 \cos k$ . They behave similarly to the solution of  $k$ . For odd  $N$ , two of the  $(N+1)$  pieces of real eigenvalues in the  $PT$ -unbroken region  $0 \leq \tilde{\gamma} < 1$  coalesce at  $\tilde{E}_N = 0$  at the second-order exceptional point  $\tilde{\gamma} = 1$  and become pure imaginary eigenvalues in the  $PT$ -broken region  $\tilde{\gamma} > 1$ . For even  $N$ , the collision occurs at  $\tilde{\gamma} = \sqrt{(N+2)/N}$  together with the additional eigenvalue  $\tilde{E}_N = 0$ , which constitutes the third-order exceptional point.

### 4.3. Eigenfunctions

Once we fix the values of  $k$  for the eigenvalues  $E_N = -2\sqrt{n} \cos k$ , we also fix the eigenfunctions (62) by fixing the coefficients  $A$  and  $B$  from Eq. (71) in the forms

$$\begin{pmatrix} A \\ B \end{pmatrix} \propto \begin{pmatrix} e^{ik} - i\tilde{\gamma} \\ -e^{-ik} + i\tilde{\gamma} \end{pmatrix} \quad (77)$$

except for normalization. The eigenfunction is explicitly given by

$$\begin{aligned} \psi_N(\ell) &\propto (e^{ik} - i\tilde{\gamma})e^{ik\ell} + (-e^{-ik} + i\tilde{\gamma})e^{-ik\ell} \\ &= 2i \sin k(\ell+1) + 2\tilde{\gamma} \sin k\ell \end{aligned} \quad (78)$$

for  $\ell = 0, 1, 2, \dots, N$ . See Fig. 8(a) and (b) for examples in the case of  $N = 9$  with  $\tilde{\gamma} = 0.8$  in the  $PT$ -unbroken region and  $\tilde{\gamma} = 1.2$  in the  $PT$ -broken region, respectively. We find the normalization constant for real  $k$  as follows. For real  $k$ , we find

$$|\psi_N(\ell)|^2 \propto |2i \sin k(\ell+1) + 2\tilde{\gamma} \sin k\ell|^2 = 4 \sin^2 k(\ell+1) + 4\tilde{\gamma}^2 \sin^2 k\ell. \quad (79)$$

Using the formulae

$$\sum_{\ell=0}^N 4 \sin^2 k\ell = 2N + 1 - \frac{\sin k(2N+1)}{\sin k}, \quad (80)$$

$$\sum_{\ell=0}^N 4 \sin^2 k(\ell+1) = 2N + 3 - \frac{\sin k(2N+3)}{\sin k}, \quad (81)$$

we arrive at

$$\mathcal{N}^2 := \sum_{\ell=0}^N |\psi_N(\ell)|^2 = 2N(1 + \tilde{\gamma}^2) + 4, \quad (82)$$

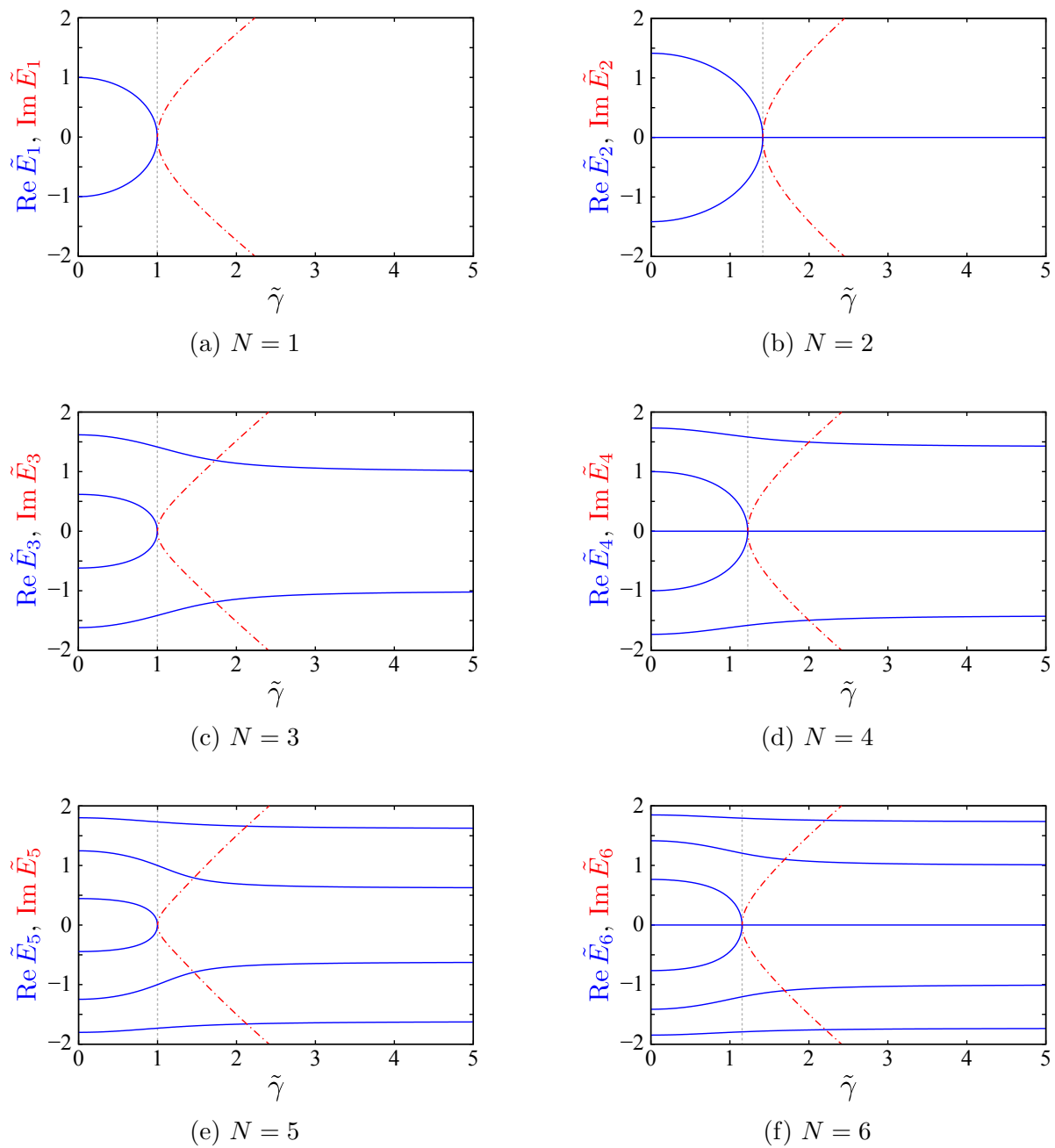


Figure 7: The  $\tilde{\gamma}$ -dependence of the real and imaginary parts of the scaled energy eigenvalues  $\tilde{E}_N$  for  $1 \leq N \leq 6$ . The blue solid curves indicate the real eigenvalues, while the red chain curves indicate the pure imaginary eigenvalues.

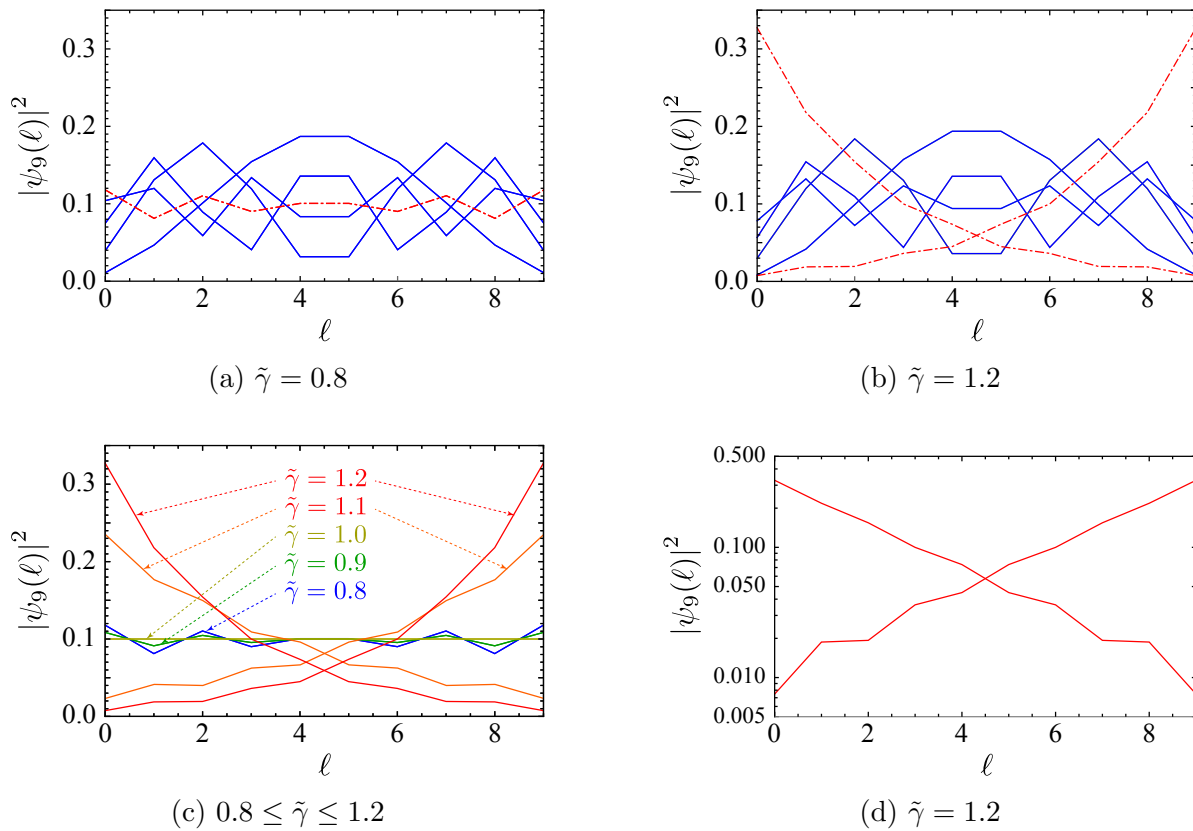


Figure 8: All eigenfunctions in the case of  $N = 9$  for (a)  $\tilde{\gamma} = 0.8$  and for (b)  $\tilde{\gamma} = 1.2$ . The red chain curves indicate the two particular eigenfunctions that coalesce at the exceptional point  $\tilde{\gamma} = 1$ . Note that in panel (a), and generally for  $\tilde{\gamma} < 1.0$ , the two overlap with each other. Panel (c) shows the variation of the two particular eigenfunctions for  $\tilde{\gamma} = 0.8, 0.9, 1.0, 1.1, 1.2$ . Panel (d) is a semi-logarithmic plot of the two for  $\tilde{\gamma} = 1.2$ .

where we used Eq. (73) twice.

The eigenfunction at the exceptional point for which the eigenvalue is zero is found in the following forms. For odd  $N$ , the eigenfunction at the second-order exceptional point  $\tilde{\gamma} = 1$  has the wave number  $k = \pi/2$ , and hence Eq. (78) with the normalization (82) yields

$$\begin{aligned} \psi_N^{\text{EP}}(\ell) &= \frac{i}{\sqrt{N+1}} \sin\left[\frac{\pi}{2}(\ell+1)\right] + \frac{1}{\sqrt{N+1}} \sin\left(\frac{\pi}{2}\ell\right) \\ &= \begin{cases} \frac{i}{\sqrt{N+1}}(-1)^{\ell/2} & \text{for even } \ell, \\ \frac{1}{\sqrt{N+1}}(-1)^{(\ell-1)/2} & \text{for odd } \ell. \end{cases} \end{aligned} \quad (83)$$

For even  $N$ , the eigenfunction at the third-order exceptional point  $\tilde{\gamma} = \sqrt{(N+2)/N}$

has the wave number  $k = \pi/2$ , and hence

$$\begin{aligned}\psi_N^{\text{EP}}(\ell) &= \frac{i}{\sqrt{N+2}} \sin\left[\frac{\pi}{2}(\ell+1)\right] + \frac{1}{\sqrt{N}} \sin\left(\frac{\pi}{2}\ell\right) \\ &= \begin{cases} \frac{i}{\sqrt{N+2}}(-1)^{\ell/2} & \text{for even } \ell, \\ \frac{1}{\sqrt{N}}(-1)^{(\ell-1)/2} & \text{for odd } \ell. \end{cases}\end{aligned}\quad (84)$$

Note that since the eigenfunction (78) is uniquely determined when we fix  $k$  and  $\tilde{\gamma}$ , all eigenvalues for  $k = \pi/2$  at the exceptional point,  $\tilde{\gamma} = 1$  for odd  $N$  and  $\tilde{\gamma} = \sqrt{(N+2)/N}$  for even  $N$ , certainly coalesce with an identical eigenvector, not degenerate with mutually orthogonal eigenvectors.

When  $k$  is complex, we put  $k = \pi/2 \pm i\kappa$  into the eigenvector (78)

$$\begin{aligned}\psi_N^{\pm}(\ell) &\propto i^{\ell+1}(e^{\mp\kappa} - \tilde{\gamma})e^{\mp\kappa\ell} - (-i)^{\ell+1}(e^{\pm\kappa} + \tilde{\gamma})e^{\pm\kappa\ell} \\ &= 2i^{\ell+1} \times \begin{cases} \cosh[\kappa(\ell+1)] \pm \tilde{\gamma} \sinh[\kappa\ell] & \text{for even } \ell, \\ \mp \sinh[\kappa(\ell+1)] - \tilde{\gamma} \cosh[\kappa\ell] & \text{for odd } \ell. \end{cases}\end{aligned}\quad (85)$$

for which we would avoid writing down the complicated normalization. Figure 8(c) shows how the eigenvectors for the specific two eigenvalues change as we increase  $\tilde{\gamma}$  from the  $PT$ -unbroken region to the  $PT$ -broken region. We saw in Eq. (58) that the probability distributions of the eigenvectors in the  $PT$ -broken region are spatially imbalanced, and now we see that this is a general feature. Since we have  $\tilde{\gamma} \simeq \exp \kappa$  for large  $N$  and  $\kappa$  as shown below Eq. (75), we find that Eq. (85) should behave as  $|\psi_N^{\pm}| \simeq \exp(\pm\kappa\ell)$  before normalization. This exponential behavior is numerically confirmed in Fig. 8(d) for  $N = 9$  with  $\tilde{\gamma} = 1.2$ .

## 5. Currents carried by extended eigenstates

In the present section, we finally define and compute the current carried by the extended eigenstates given in Sec. 4. We here analyze the expectation values of the current operator with respect to the extended eigenstates. Another way to analyze quantum transport in the present model is to attach leads to the  $PT$ -symmetric linear chain in Eq. (47) and compute the conductance using the Landauer formula; see Appendix B.

We discover numerically for general  $N$  that the current expectation value is maximum at the exceptional point for the eigenstates that coalesce at zero energy. In other words, the current generally decreases as we increase the amplitude of the source potential at the peripheral sites beyond the exceptional point.

### 5.1. Case of $N = 1$

Let us first consider the current operator for the solutions found in Subsec. 4.1 for  $N = 1$  as a tutorial example. To make the current flowing from a peripheral site  $|\mu\rangle$  on the



first generation to the origin site  $|[0]\rangle$  positive, we define

$$J([0]; [\mu]) := i(|[\mu]\rangle\langle[0]| - |[0]\rangle\langle[\mu]|). \quad (86)$$

Since the amplitudes on all the peripheral sites must be equal to each other for the extended eigenstates as we found in Secs. 3 and 4, the expectation values of the current operator for all  $\mu = 1, 2, 3, \dots, n_1$  with respect to any extended eigenstate should be equal to each other. We can thereby use the state  $|(1)\rangle$  in Eq. (40) instead of each  $||[\mu]\rangle$ , and define the scaled current operator from the first generation to the zeroth generation:

$$\begin{aligned} \tilde{J}_1(0) &:= i(|(1)\rangle\langle(0)| - |(0)\rangle\langle(1)|) \\ &= \frac{1}{\sqrt{n_1}} \sum_{\mu=1}^{n_1} J([0]; [\mu]), \end{aligned} \quad (87)$$

where the subscript 1 of the current operator indicates the case  $N = 1$  while the argument (0) is added to make the notation consistent with the general case described in Subsec. 5.2. In the basis of the effective Hamiltonian (53), the current operator (87) is given in the form of a Hermitian matrix

$$\tilde{J}_1(0) = \begin{pmatrix} 0 & i \\ -i & 0 \end{pmatrix}. \quad (88)$$

The expectation values of this scaled current operator with respect to the eigenvectors in Eq. (55) in the  $PT$ -unbroken region  $\tilde{\gamma} < 1$  are equal to each other:

$$\langle \psi_1^\pm | \tilde{J}_1(0) | \psi_1^\pm \rangle = \tilde{\gamma}. \quad (89)$$

Note that in calculating the expectation value, we used  $\langle \psi_1^\pm | := |\psi_1^\pm\rangle^\dagger$  instead of the left eigenvectors  $\langle \phi_1^\pm |$  in Eq. (58); see Appendix A for this point.

We understand Eq. (89) in the following manner. In the  $PT$ -symmetric effective Hamiltonian (53), the wave-function amplitude is injected to the first generation at the rate  $\tilde{\gamma}$  and removed from the zeroth generation at the same rate. Equation (89) shows that the amplitude is indeed transported from the first generation to the zeroth generation at the rate  $\tilde{\gamma}$ .

We now move over to the  $PT$ -broken region  $\tilde{\gamma} > 1$ . The expectation values of the current operator (88) with respect to the eigenvectors in Eq. (57) are again equal to each other:

$$\langle \psi_1^\pm | \tilde{J}_1(0) | \psi_1^\pm \rangle = \frac{1}{\tilde{\gamma}}. \quad (90)$$

This result is different from Eq. (89) in the  $PT$ -unbroken region because one element in each eigenvector is pure imaginary in the  $PT$ -broken region. We plot Eqs. (89) and (90) in Fig. 9(a).

Equation (90) means that the current counterintuitively decreases as we inject the amplitude at the rate beyond the exceptional point,  $\tilde{\gamma} > 1$ . We will see in Subsec. 5.2 that this is a general feature of the  $PT$ -broken region for general  $N$ .

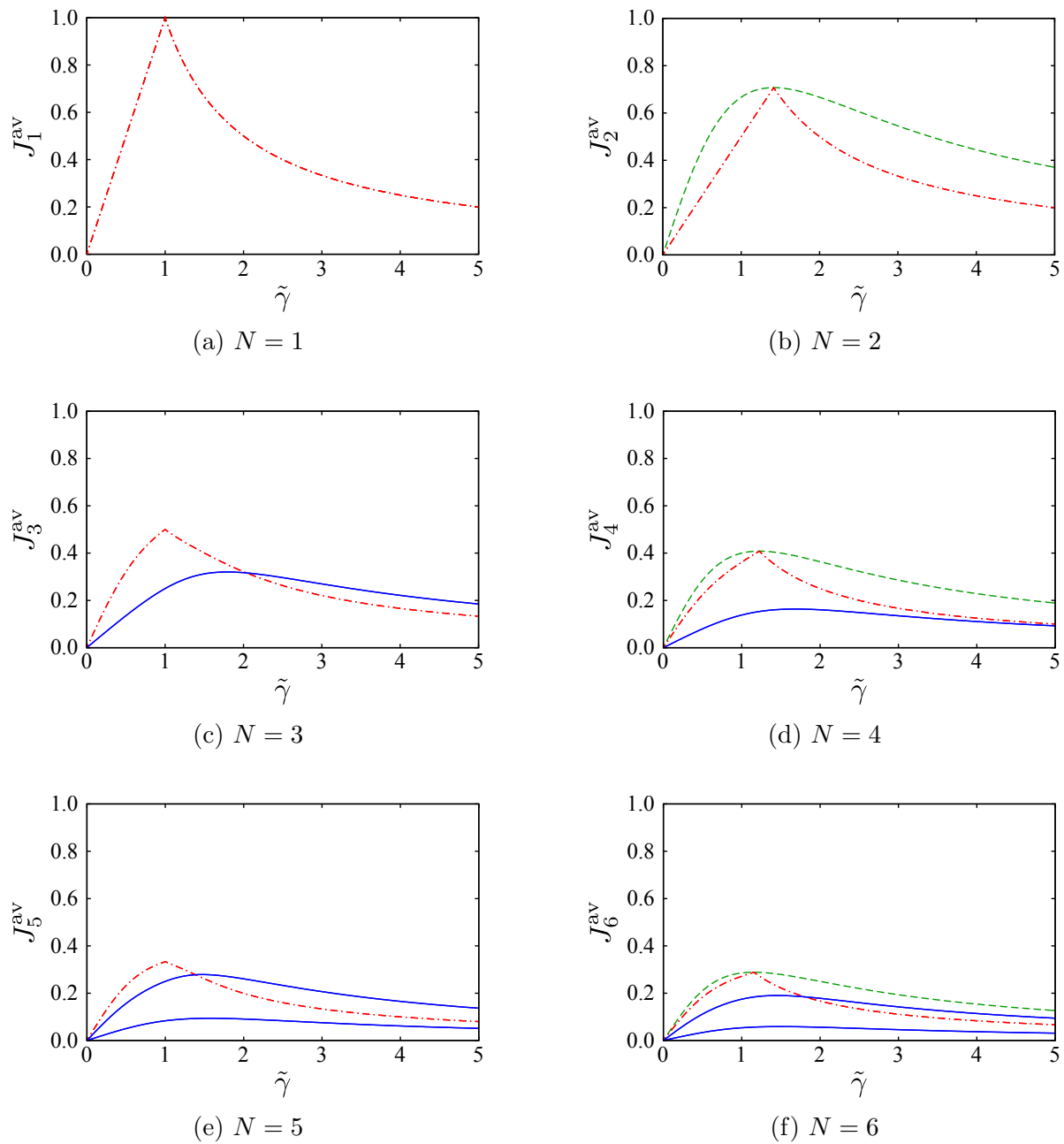


Figure 9: The  $\tilde{\gamma}$ -dependence of the average current expectation values with respect to all the eigenstates for  $1 \leq N \leq 6$ . In each panel, the red chain curve indicates the one with respect to the eigenstates that coalesce at the exceptional point and acquire complex eigenvalues beyond it, while the green broken curve indicates the one with respect to the additional eigenstate with  $E = 0$  for even  $N$ . The blue solid curves indicate the ones with respect to the other eigenstates with nonzero real eigenvalues.

## 5.2. General case

For general  $N$ , we follow the argument for  $N = 1$  in Subsec. 5.1. The current operator on a link connecting  $|\mu, \nu\rangle$  and  $|\mu, \nu, \kappa\rangle$ , for example, is defined by

$$J([\mu, \nu]; [\mu, \nu, \kappa]) = i(|[\mu, \nu, \kappa]\rangle\langle[\mu, \nu]| - |[\mu, \nu]\rangle\langle[\mu, \nu, \kappa]|). \quad (91)$$

The convention is to make it positive when the current runs toward the origin site.

Since all amplitudes on the sites of the outer generation (the third generation in the example above) should be equal to each other in the extended eigenstates, summing up with respect to the sites does not matter, and we thereby define the scaled current operator

$$\tilde{J}([\mu, \nu]) := \frac{1}{\sqrt{n_3}} \sum_{\kappa=1}^{n_3} J([\mu, \nu]; [\mu, \nu, \kappa]). \quad (92)$$

Again, since the current expectation value should be the same for all  $[\mu, \nu]$ , we average  $\tilde{J}([\mu, \nu])$  over all  $\mu$  and  $\nu$ , and rewrite it in terms of the states in Eqs. (39)–(43):

$$\begin{aligned} \tilde{J}_N(2) &:= i(|(3)\rangle\langle(2)| - |(2)\rangle\langle(3)|) \\ &= \frac{1}{n_1 n_2} \sum_{\mu=1}^{n_1} \sum_{\nu=1}^{n_2} \tilde{J}([\mu, \nu]). \end{aligned} \quad (93)$$

For general  $\ell = 0, 1, 2, \dots, N - 1$ , we define the scaled current from the  $(\ell + 1)$ th generation to the  $\ell$ th generation in the form

$$\tilde{J}_N(\ell) := i(|(\ell + 1)\rangle\langle(\ell)| - |(\ell)\rangle\langle(\ell + 1)|). \quad (94)$$

Let us now focus on the simplest case specified by Eqs. (45) and (46); all  $n_\ell$  are set to  $n$  and both  $\gamma_0$  and  $\gamma_N$  are set to  $\gamma$ . The expectation value of the scaled current operator (94) with respect to the eigenfunction (78) for real  $k$  with the normalization (82) is explicitly given by

$$\begin{aligned} \langle \psi_N | \tilde{J}_N(\ell) | \psi_N \rangle &= -2 \operatorname{Im} [\psi_N(\ell + 1) \psi_N(\ell)^*] \\ &= \frac{8\tilde{\gamma}}{\mathcal{N}^2} [\sin^2 k(\ell + 1) - \sin k\ell \sin k(\ell + 2)] \\ &= \frac{4\tilde{\gamma} \sin^2 k}{N(1 + \tilde{\gamma}^2) + 2}, \end{aligned} \quad (95)$$

which is independent of  $\ell$ .

At the exceptional point, we find the following values. For odd  $N$ , the exceptional point is given by  $\tilde{\gamma} = 1$ , at which two eigenstates coalesce to  $k = \pi$ . Hence, Eq. (95) is reduced to

$$\langle \psi_N^{\text{EP}} | \tilde{J}_N(\ell) | \psi_N^{\text{EP}} \rangle = \frac{2}{N + 1} \quad \text{for odd } N. \quad (96)$$

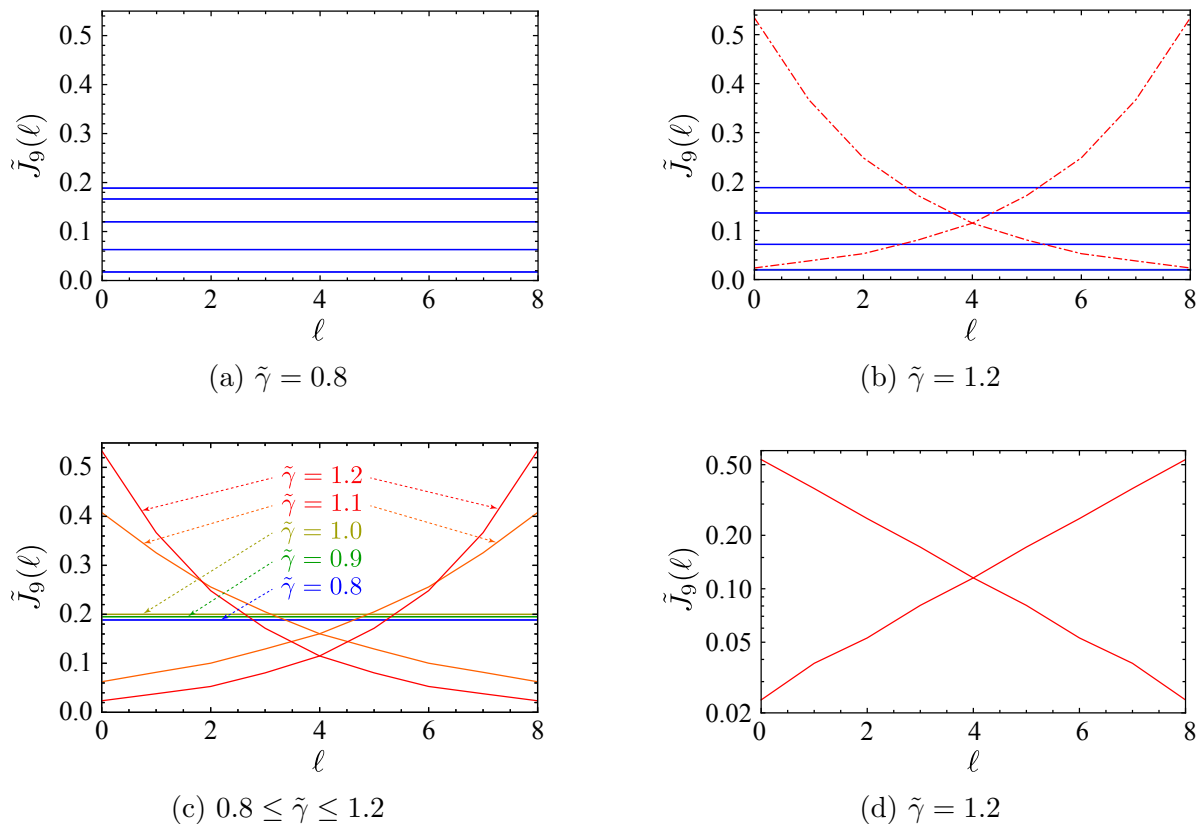


Figure 10: Current expectation values with respect to all eigenfunctions in the case of  $N = 9$  for (a)  $\tilde{\gamma} = 0.8$  and for (b)  $\tilde{\gamma} = 1.2$ . The red chain curves indicate the one with respect to the two particular eigenfunctions that coalesce at the exceptional point  $\tilde{\gamma} = 1$ . Note that in the panel (a), and generally for  $\tilde{\gamma} < 1.0$ , the two overlap with each other. The panel (c) shows the variation of the current expectation values with respect to the two particular eigenfunctions for  $\tilde{\gamma} = 0.8, 0.9, 1.0, 1.1, 1.2$ . The panel (d) is a semi-logarithmic plot of the two for  $\tilde{\gamma} = 1.2$ .

For even  $N$ , on the other hand, the exceptional point is given by  $\tilde{\gamma} = \sqrt{(N+2)/N}$ , at which three eigenstates coalesce to  $k = \pi/$ . Therefore, Eq. (95) is reduced to

$$\langle \psi_N^{\text{EP}} | \tilde{J}_N(\ell) | \psi_N^{\text{EP}} \rangle = \frac{2}{\sqrt{N(N+2)}} \quad \text{for even } N. \quad (97)$$

We find in Fig. 9 that these values give the maximum current for a fixed value of  $N$ .

In the  $PT$ -broken region, the current expectation value is not conserved spatially. Figure 10 shows the current expectation values for  $N = 9$ . It demonstrates that the current expectation values for the two eigenstates that coalesce at the exceptional point depend on  $\ell$  in the  $PT$ -broken region, and behave similarly to the eigenfunctions shown in Fig. 8.

For this reason, we use the average current

$$\tilde{J}_N^{\text{av}} := \frac{1}{N} \sum_{\ell=0}^{N-1} \tilde{J}_N(\ell) \quad (98)$$

to plot in Fig. 9, which shows the current expectation values with respect to all the eigenstates. Except for the ones for the eigenstates with the complex eigenvalues, it is indeed equal to  $\tilde{J}_N(\ell)$  for any  $\ell$ . We first note that the maximum current is achieved at the exceptional point by all the zero-energy eigenstates that coalesce there. We also note that for even  $N$ , the additional zero-energy eigenstate gives the current maximal for a fixed value of  $\tilde{\gamma}$ .

## 6. Case of randomly distributed link numbers

In the present section, we remove the assumption (45) and make the link numbers randomly distributed. This makes the Hamiltonian (44) a random-hopping tight-binding model. A random-hopping tight-binding model without the present complex potentials is known to show a unique feature. In one-dimensional random systems, almost all eigenstates are localized due to the Anderson localization. The zero-energy state of the random-hopping tight-binding model is an exception due to chiral symmetry. It is widely accepted that the inverse localization length of the model diverges as  $\kappa(E) \sim |\ln E^2|^{-1}$  [22, 23, 24, 25, 26], and hence only the zero-energy state is extended.

For the random-hopping model with the source and drain, the problem is reduced to the Hamiltonian (44) with the random hopping term, for which we again assume  $\gamma := \gamma_0 = \gamma_N > 0$  as in Eq. (46) throughout the present section. We below find numerically the following deviation from the results of the uniform case  $n := n_1 = n_2 = \dots = n_N$  presented in the previous section 4. In the uniform case, Figs. 5 and 7 demonstrate that all eigenvalues are real before two real eigenvalues coalesce at  $E = 0$  at the exceptional point of  $\tilde{\gamma}$  and split into two pure-imaginary eigenvalues. In the random case, the reality of the eigenvalues is broken for any non-zero value of  $\tilde{\gamma}$ , although the reflection symmetry of the complex spectrum with respect to the imaginary axis is preserved, and accordingly the exceptional-point coalescence of two eigenvalues occur on the imaginary axis but not generally at  $E = 0$ ; see Fig. 11 below, for example.

In the present section, we introduce the randomness to the hopping of the tight-binding model in terms of a box distribution of the form

$$n_\ell = n(1 + \Delta), \quad (99)$$

where we choose  $\Delta$  independently for each  $\ell$  and randomly from the range  $[-\delta, \delta]$  with  $0 < \delta < 1$ . We then scale the Hamiltonian and the current operator with the factor  $1/\sqrt{n}$ , and hence the hopping elements randomly deviate from negative unity given in Eq. (47). We numerically diagonalize each random sample of the  $(N + 1) \times (N + 1)$  Hamiltonian matrix to find  $N + 1$  pieces of eigenstates, and compute the current expectation values with respect to these eigenstates.

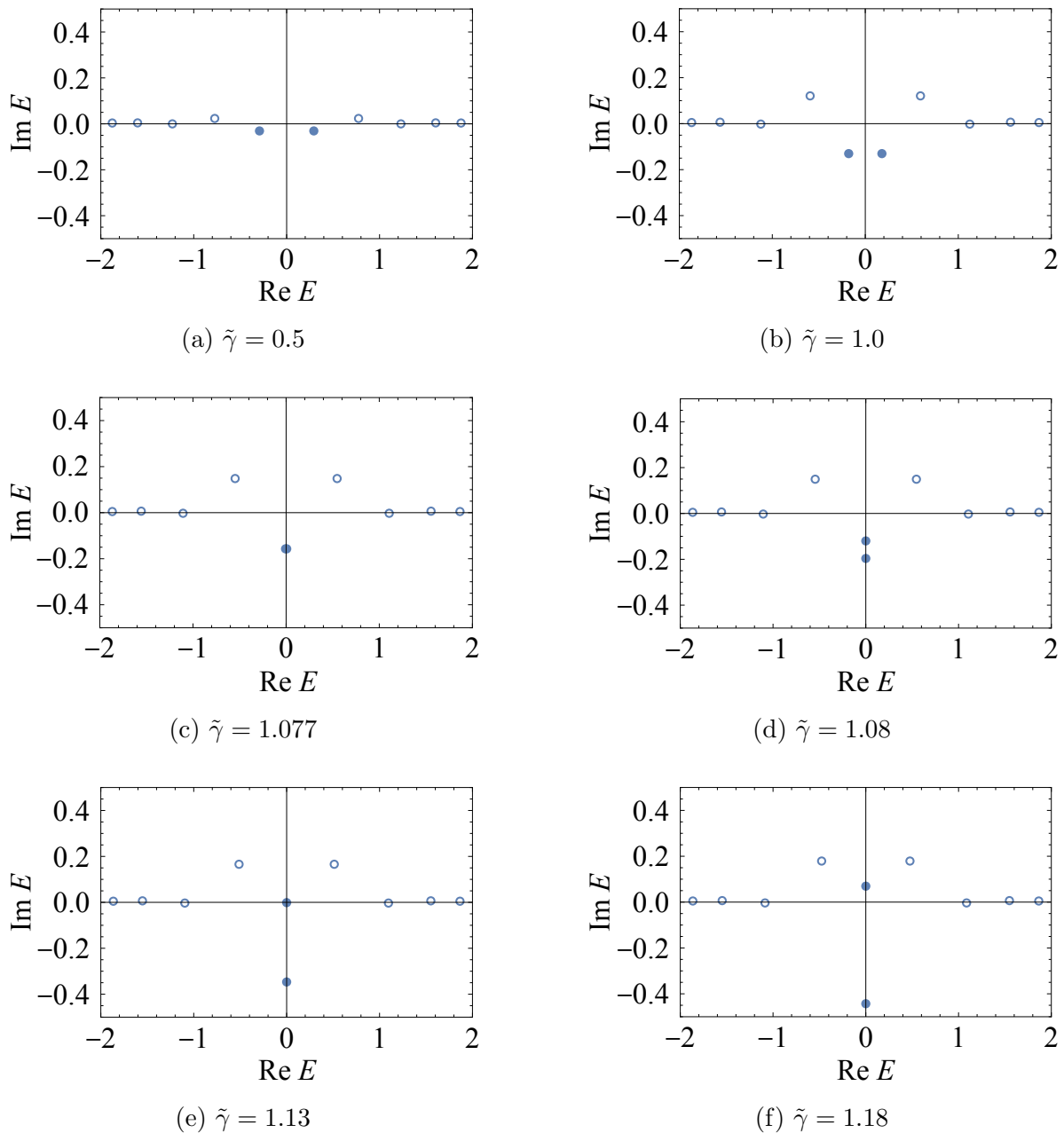


Figure 11: Evolution of the scaled eigenvalues of the random-hopping Hamiltonian with source and drain for a specific random sample chosen with the randomness parameter  $\delta = 0.1$ , as we change the parameter  $\tilde{\gamma}$ . We set  $N = 9$ , and hence there are ten eigenvalues indicated by the circles, two of which are especially marked by the solid circles, in order to emphasize the exceptional-point coalescence on the imaginary axis.

### 6.1. Case of odd $N$

Figure 11 shows an example of the evolution of the eigenvalues in the complex energy plane for a specific random sample with  $N = 9$ . The two eigenvalues indicated by

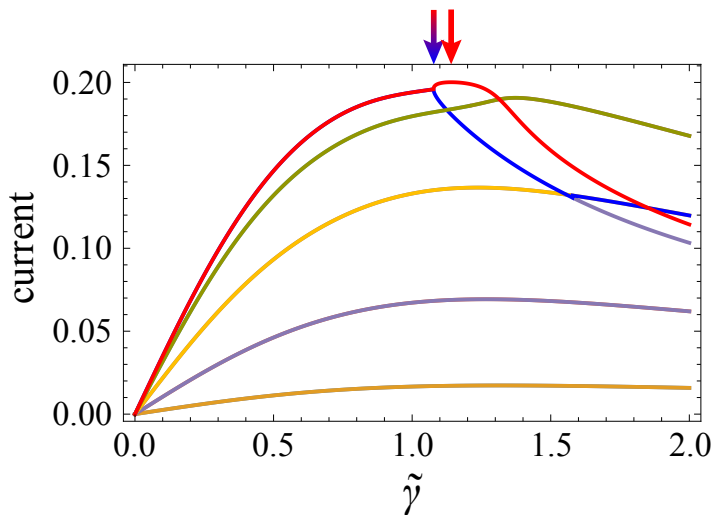


Figure 12: The  $\tilde{\gamma}$ -dependence of the current averaged over the system for the same specific random sample as in Fig. 11, as we change the parameter  $\tilde{\gamma}$ . The left arrow indicates the exceptional point  $\gamma \simeq 1.077$ , which corresponds to Fig. 10(c). The right arrow indicates the maximum of the current at  $\tilde{\gamma} \simeq 1.140727$ .

the closed circles coalesce at a point on the imaginary axis in the panel (c), or more accurately at the exceptional point  $\tilde{\gamma} \simeq 1.077077819323$ , and one of them that splits from the coalescence point climbs the imaginary axis, passing the origin  $E = 0$  on its way in the panel (e), or more accurately at  $\tilde{\gamma} \simeq 1.1308194251143$ . The coalescence at the exceptional point can occur on either of positive or negative side of the imaginary axis, depending on the random sample, but one eigenvalue always passes the origin at a point of  $\tilde{\gamma}$  either from above or below, respectively.

Figure 12 shows the  $\tilde{\gamma}$ -dependence of the current (averaged over the system) for each eigenvalue of the same random sample as in Fig. 11. In this particular sample, the current expectation value reaches its maximum at  $\tilde{\gamma} \simeq 1.140727$ , which is close to the case of Fig. 11(e),  $\tilde{\gamma} \simeq 1.130819$ .

Figure 13 shows the randomness dependence of the sample average of the exceptional point, the point of zero eigenvalue, and the point of the maximum current expectation value. For odd  $N$ , the average value of  $\tilde{\gamma}$  at the exceptional point decreases from the clean case as we increase the randomness parameter  $\delta$ , whereas that at the point of the maximum current increases. The maximum of the current expectation value is achieved by the eigenstate whose eigenvalue passes the origin  $E = 0$ . Indeed, the point of the zero eigenvalue is quite close to the point of the maximum current expectation value. We thereby conclude that the current maximum is achieved by the approximate zero-eigenvalue eigenstate.

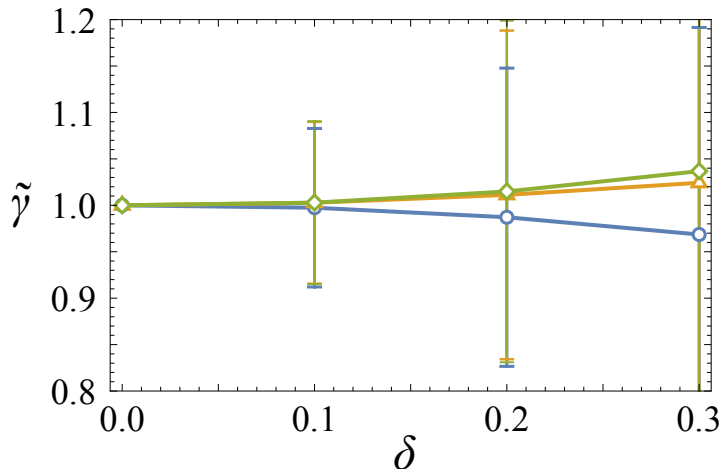


Figure 13: The  $\delta$ -dependence of the values of  $\tilde{\gamma}$  at the exceptional point (the lowest, blue circles), at the point where one of the eigenvalues becomes zero (the second lowest, orange triangles), and at the point where the current expectation becomes maximum (highest, green squares). The vertical line attached to each point is the standard deviation of the random distribution, *not* an error bar.

## 6.2. Case of even $N$

Figure 14 shows an example of the evolution of the eigenvalues in the complex energy plane for a specific random sample with  $N = 8$ . The difference from the case of odd  $N$  is the fact that for a nonzero value of  $\tilde{\gamma}$ , there is always one purely imaginary eigenvalue but never exists zero eigenvalue. The eigenvalue, which is  $E = 0$  for  $\tilde{\gamma} = 0$ , departs the origin for finite values of  $\tilde{\gamma}$  and never comes back. On the other hand, the two eigenvalues indicated by the closed circles coalesce at a point on the imaginary axis in the panel (c), or more accurately at the exceptional point  $\tilde{\gamma} \simeq 1.136734964524$ , and one of them that splits from the coalescence point climbs the imaginary axis, but only approaches the origin asymptotically, never passing there. Note that the coalescence at the exceptional point can occur on either of positive or negative side of the imaginary axis, depending on the random sample.

Figure 15 shows the  $\tilde{\gamma}$ -dependence of the current (averaged over the system) for each eigenstate of the same random sample as in Fig. 14. In this particular sample, the current expectation value reaches its maximum at  $\tilde{\gamma} \simeq 1.179220$  by the eigenvalue approaching the origin.

Figure 16 shows the randomness dependence of the sample average of the exceptional point and the point of the maximum current expectation value. For even  $N$ , the average value of  $\tilde{\gamma}$  at the exceptional point first decreases from the clean case but then increases as we increase the randomness parameter  $\delta$ . The parameter of the maximum current increases from the beginning.

The maximum of the current expectation value is achieved by the eigenstate whose eigenvalue approaches the origin  $E = 0$ . Although there never exists zero eigenvalue



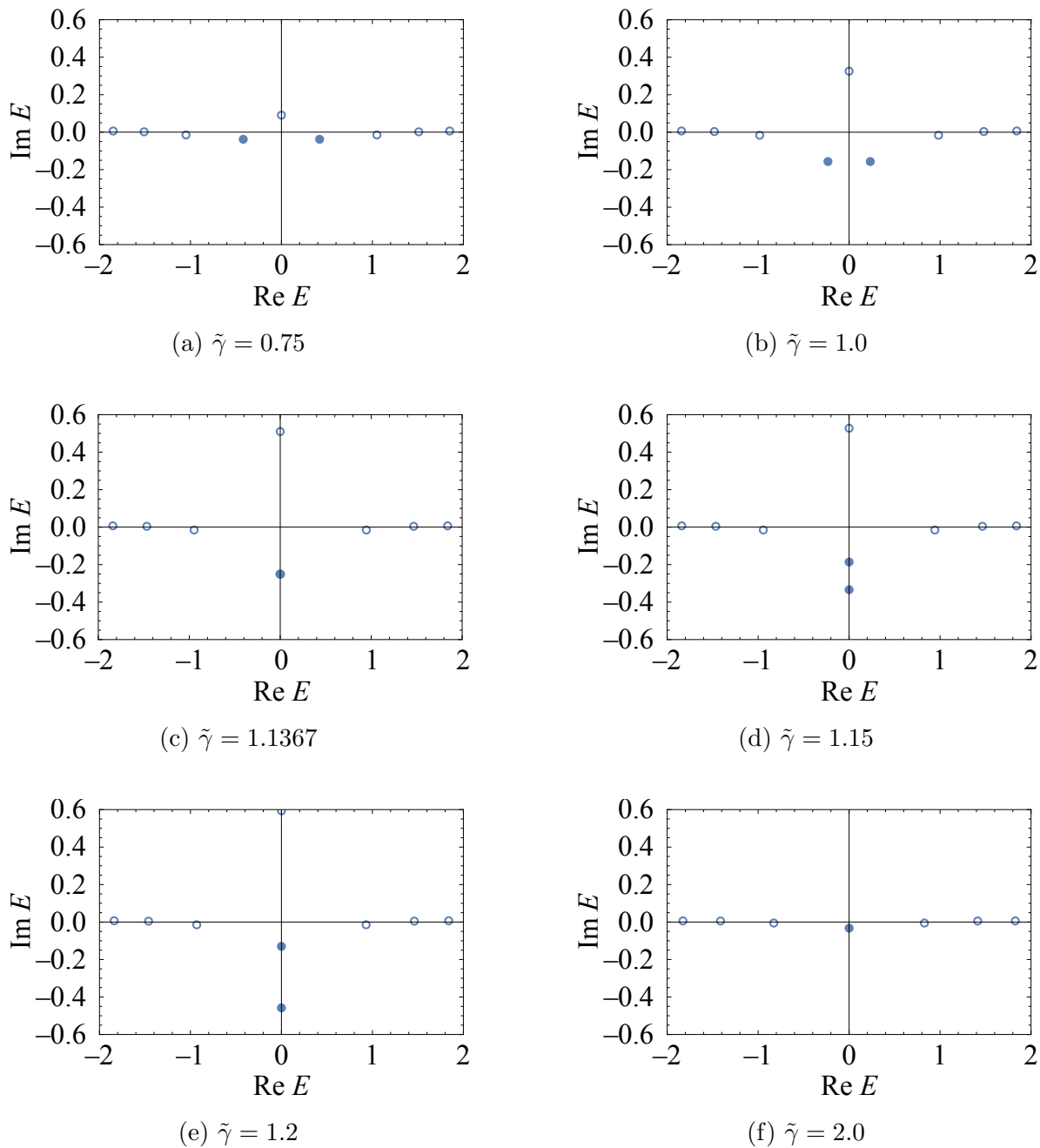


Figure 14: Evolution of the scaled eigenvalues of the random-hopping Hamiltonian with source and drain for a specific random sample chosen with  $\delta = 0.1$ , as we change the parameter  $\tilde{\gamma}$ . We set  $N = 8$ , and hence there are nine eigenvalues indicated by the circles, two of which are especially marked by the solid circles, in order to emphasize the exceptional-point coalescence on the imaginary axis. In panel (f), two eigenvalues went out of the plot region.

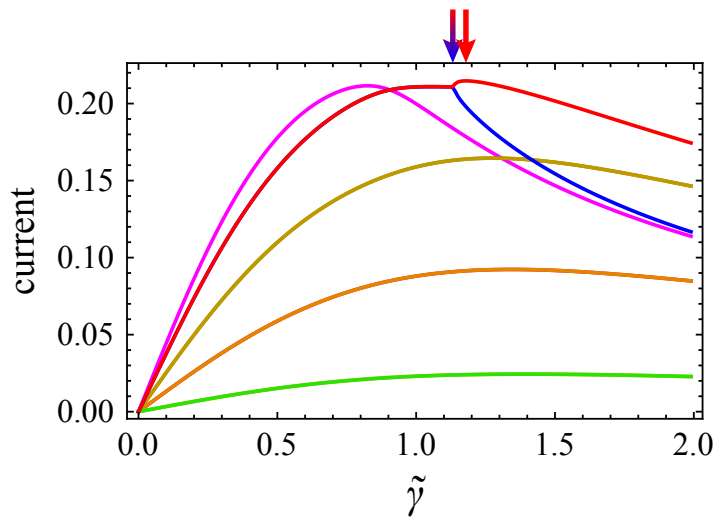


Figure 15: The  $\tilde{\gamma}$ -dependence of the current averaged over the system for a specific random sample with  $\delta = 0.1$ , as we change the parameter  $\tilde{\gamma}$ . The left arrow indicates the exceptional point  $\tilde{\gamma} \simeq 1.1367$ , which corresponds to Fig. 14(c). The right arrow indicates the maximum of the current at  $\gamma \simeq 1.179$ .

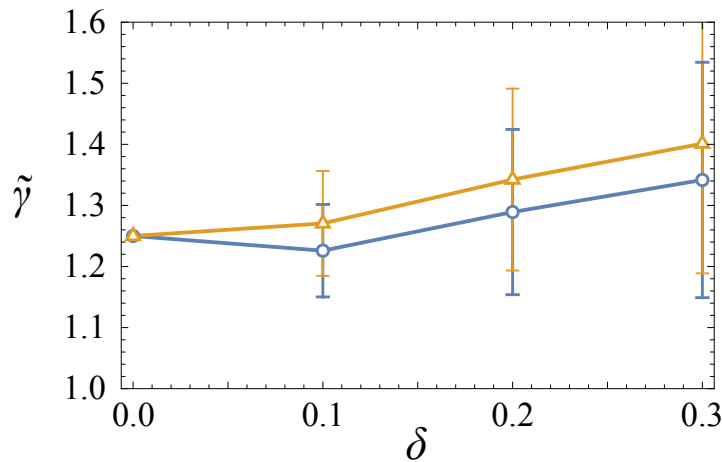


Figure 16: The  $\delta$ -dependence of the values of  $\tilde{\gamma}$  at the exceptional point (the lowest, blue circles) and at the point where the current expectation becomes maximum (highest, green squares). The vertical line attached to each point is the standard deviation of the random distribution, *not* an error bar.

in the case of even  $N$ , we still conclude that the current maximum is achieved by the approximate zero-eigenvalue eigenstate.

## 7. Summary

In the present paper, we have considered a quantum transport problem on a truncated Bethe lattice with sources on the peripheral sites and the drain on the central site. We

first proved that most of the eigenstates are localized on the side of the peripheries, not penetrating to the central site. Correspondingly, the imaginary parts of the eigenvalues are positive, which indicates that the probability input from the source accumulates outside. The number of extended eigenstates that do penetrate to the drain on the central site is only  $N + 1$ . We handle them by mapping the entire system to a one-dimensional segment of  $N + 1$  sites within the restricted Hilbert space of the extended eigenstates. When the number of links in each generation of the Bethe lattice is uniform, the maximum current is always achieved by the zero-energy eigenstates, which also lie at the exceptional point. When the number of links is not uniform, this no longer holds exactly, but still approximately does. In the case of odd  $N$ , the maximum current is achieved by the eigenstate whose eigenvalue passes the origin  $E = 0$ , closely when the eigenvalue becomes zero. In the case of even  $N$ , the maximum current is achieved by the eigenstate whose eigenvalue converges to the origin.

*Note added.*—While preparing the present work, we notice other related works for non-Hermitian models on a similar lattice [27, 28, 29]. In these works, non-Hermiticity comes from the off-diagonal asymmetric hopping of the type of the Hatano-Nelson model [30, 31] rather than the diagonal complex potentials in the present work.

## Appendix A. Open and closed non-Hermitian systems and use of right and left eigenvectors

The purpose of the present Appendix is to justify the definition of the current expectation value of the form in Eqs. (89) and (95). In non-Hermitian quantum mechanics, there are two options of defining the expectation value of a physical quantity: (i) using a right eigenvector and its Hermitian conjugate as in the standard quantum mechanics; (ii) using both right and left eigenvectors. The choice is deeply related to the distinction of open and closed non-Hermitian systems [32].

### Appendix A.1. Open quantum systems and use of right eigenvectors

We start with a brief derivation of an open non-Hermitian system. Consider a one-body problem in an infinite system, schematically shown in Fig. A1; the real space therefore spans the Hilbert space. We divide the system into a central system of interest with a finite number of degrees of freedom with a discrete spectrum and an environmental system with an infinite number of degrees of freedom with at least one continuum spectrum. In the following, we argue that an effective Hamiltonian of the central system, which is an open quantum system, is non-Hermitian.

Let us assume that the Hamiltonian  $H$  that governs the dynamics of the entire system is Hermitian in the whole Hilbert space. Therefore, the solution of the eigenequation

$$H |\psi\rangle = E |\psi\rangle \tag{A.1}$$

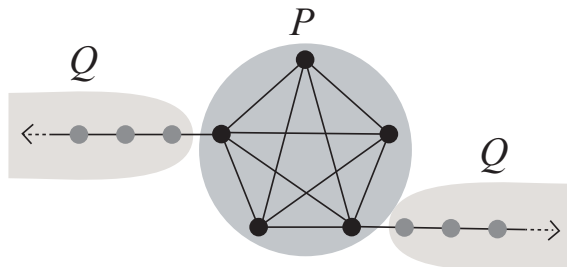


Figure A1: A schematic view of an open quantum system of a one-body problem. The operator  $P$  projects on the Hilbert space of only the central system, while the operator  $Q$  projects on the other parts of the system.

is an eigenstate  $|\psi_n\rangle$  with a real eigenvalue  $E_n$ . The eigenstates satisfy the orthogonality  $\langle\psi_m|\psi_n\rangle = \delta_{mn}$ .

Let  $P$  denote the projection operator onto the Hilbert space of the central system. Hence, the projection operator  $Q = I - P$  with the identity operator  $I$  projects states onto the Hilbert space of the environmental system. The two projection operators satisfy  $P^2 = P$ ,  $Q^2 = Q$ , and  $PQ = QP = 0$ .

We now find an effective Hamiltonian for the projected state  $P|\psi\rangle$ . Applying the projection operators  $P$  and  $Q$  to Eq. (A.1), we respectively have

$$PHP(P|\psi\rangle) + PHQ(Q|\psi\rangle) = E(P|\psi\rangle), \quad (\text{A.2})$$

$$QHP(P|\psi\rangle) + QHQ(Q|\psi\rangle) = E(Q|\psi\rangle). \quad (\text{A.3})$$

The second equation (A.3) produces

$$Q|\psi\rangle = \frac{1}{E - QHQ}QHP(P|\psi\rangle). \quad (\text{A.4})$$

We put this into the first equation (A.2) and find

$$\left( PHP + PHQ \frac{1}{E - QHQ} QHP \right) (P|\psi\rangle) = E(P|\psi\rangle), \quad (\text{A.5})$$

from which we deduce that the effective Hamiltonian for  $P|\psi\rangle$  is [5, 6]

$$H_{\text{eff}}(E) = PHP + PHQ \frac{1}{E - QHQ} QHP. \quad (\text{A.6})$$

We can prove an equality [5]

$$P \frac{1}{E - H} P = P \frac{1}{E - H_{\text{eff}}(E)} P, \quad (\text{A.7})$$

which implies that the point spectra of the total Hamiltonian  $H$  are carried over as they are onto the point spectra of the effective Hamiltonian. Note, however, that

the eigenequation  $H_{\text{eff}}(E)(P|\psi\rangle) = E(P|\psi\rangle)$  is nonlinear in  $E$  because the effective Hamiltonian is energy-dependent, which is related to non-Markovianity of the dynamics of open quantum systems [6].

Since we assume that  $QHQ$  has an infinite number of degrees of freedom and has a continuum spectrum, its Green's function  $(E - QHQ)^{-1}$  has two branches of the retarded and advanced Green's functions in the form  $(E - QHQ \pm i\eta)^{-1}$  with an infinitesimal constant  $\eta > 0$ . This imaginary part  $\pm i\eta$  makes the effective Hamiltonian (A.6) non-Hermitian [6]. Because of the operators  $PHQ$  and  $QHP$  on both sides of the Green's function, non-Hermiticity appears on the contact surface between the central system and the environment typically as imaginary potentials. Thus, this projection procedure can produce non-Hermiticity of the Hamiltonians (5) and (47) of the present model.

Equation (A.5) shows that  $P|\psi\rangle$  is an eigenstate of the effective non-Hermitian Hamiltonian (A.6). The set of thus obtained eigenstates  $\{P|\psi_n\rangle\}$  is not orthogonal to each other. In fact, obviously  $(P|\psi_m\rangle)^\dagger(P|\psi_n\rangle) = \langle\psi_m|P|\psi_n\rangle \neq \delta_{mn}$ , in general. This demonstrates that the absence of the orthogonality of the eigenstates (57) is a legitimate feature of open quantum systems.

Nonetheless, we can use  $(P|\psi_m\rangle)^\dagger$  to define the expectation value of a physical quantity  $A$  defined inside the central system, for which  $PAP = A$  should hold. Therefore, we have

$$(P|\psi_m\rangle)^\dagger A(P|\psi_n\rangle) = \langle\psi_m|PAP|\psi_n\rangle = \langle\psi_m|A|\psi_n\rangle. \quad (\text{A.8})$$

This demonstrates that in computing the expectation value in open quantum systems, we should use right eigenvectors of the non-Hermitian Hamiltonian and its Hermitian conjugate. This is why we used the right eigenvectors in computing the current expectation value (89), instead of the left eigenvectors given in Eq. (58). Let us remark that the expectation value (89) is guaranteed to be real because the current operator is Hermitian.

### Appendix A.2. Closed non-Hermitian systems and use of left eigenvectors

The computation of the expectation value using both left and right eigenvectors as in

$$\langle\phi_n|A|\psi_n\rangle \quad (\text{A.9})$$

is legitimate when we assume the total Hamiltonian  $H$  to be non-Hermitian. This means that the entire system is closed despite non-Hermiticity of the Hamiltonian. In fact, the original motivation of the authors of Ref. [16] was to define a novel formulation of quantum mechanics for closed systems [33]. They found that Hermiticity is a too mathematical condition to guarantee the reality of energy eigenvalues. Indeed,  $PT$  symmetry makes energy eigenvalues real in the  $PT$ -unbroken phase. The universe might be a closed non-Hermitian system in a  $PT$ -unbroken phase. In this mindset, the computation of the expectation value using a biorthogonal set of left and right eigenvectors is legitimate.

As a tutorial example, let us compute for  $N = 1$  the expectation value of the current operator (88) using the right eigenvectors in Eqs. (55)–(57) and the left eigenvectors in Eqs. (58)–(59). A straightforward algebra shows that in both  $PT$ -unbroken and  $PT$ -broken regions, we have

$$\langle \phi_1^\pm | \tilde{J}_1 | \psi_1^\pm \rangle = 0. \quad (\text{A.10})$$

This is a plausible result in the formulation of closed non-Hermitian systems; there should be no net current in a closed system.

## Appendix B. Scattering through a non-Hermitian dot

We here consider transport properties of a non-Hermitian dot [*i.e.* Eq. (53)]

$$H = \begin{pmatrix} -i\gamma & -1 \\ -1 & i\gamma \end{pmatrix}, \quad (\text{B.1})$$

where  $\gamma \in \mathbb{R}$  describes the degree of non-Hermiticity and hence balanced gain and loss. While we calculated the expectation value of the current operator for each eigenstate in Subsec. 5.1, we here employ the scattering approach in a similar manner to the Landauer formula [2, 3].

Let us attach two ideal leads to each of the two sites of the above non-Hermitian dot. The single-particle eigenequation reads

$$-\psi_{n-1} + V_n \psi_n + -\psi_{n+1} = E \psi_n \quad (\text{B.2})$$

with the single-particle eigenenergy  $E$  and the corresponding single-particle wave function  $\psi = (\cdots \psi_n \cdots)$ . Here, we assume that the balanced gain and loss are put on the sites  $n = 1$  and  $n = 2$ , respectively, and hence the onsite potentials are given as

$$V_n = \begin{cases} -i\gamma & \text{for } n = 1; \\ i\gamma & \text{for } n = 2; \\ 0 & \text{otherwise.} \end{cases} \quad (\text{B.3})$$

We define the transfer matrix  $M_n$  from the left (smaller  $n$ ) to the right (larger  $n$ ) by

$$\begin{pmatrix} \psi_{n+1} \\ \psi_n \end{pmatrix} = M_n \begin{pmatrix} \psi_n \\ \psi_{n-1} \end{pmatrix}, \quad (\text{B.4})$$

which reads

$$M_n = \begin{pmatrix} V_n - E & -1 \\ 1 & 0 \end{pmatrix}. \quad (\text{B.5})$$

The transmission and reflection amplitudes are calculated from the product of the transfer matrices. In fact, the transmission probability from the left lead ( $n \leq 0$ ) to the right lead ( $n \geq 3$ ) is given as [3]

$$T = \frac{1}{|\mathcal{M}_{22}|^2}, \quad (\text{B.6})$$

where  $\mathcal{M}$  is the transfer matrix of the entire system,

$$\mathcal{M} := Q^{-1} \dots M_3 M_2 M_1 M_0 M_{-1} M_{-2} \dots Q \quad (\text{B.7})$$

with

$$Q := \begin{pmatrix} 1 & 1 \\ e^{-ik} & e^{ik} \end{pmatrix}. \quad (\text{B.8})$$

Here, since we assume that the leads are ideal, the wave number  $k$  is determined by

$$E = -2 \cos k. \quad (\text{B.9})$$

Intuitively, the transmission probability  $T$  does not depend on the length of the leads, although the transmission amplitude does. In fact, we have

$$T = \left| 1 - \frac{e^{2ik}}{e^{2ik} - 1} \gamma^2 \right|^{-2} = \left[ \left( 1 - \frac{\gamma^2}{2} \right)^2 + \left( \frac{\gamma^2}{2 \tan k} \right)^2 \right]^{-1}. \quad (\text{B.10})$$

For clarity, let us focus on the band center  $E = 0$ , *i.e.*,  $k = \pm\pi/2$ . Then, the transmission probability is simplified to

$$T(E = 0) = \frac{1}{(1 - \gamma^2/2)^2}. \quad (\text{B.11})$$

Thus, the transmission probability  $T$  increases for  $|\gamma| < \sqrt{2}$  and decreases for  $|\gamma| > \sqrt{2}$ . Notably,  $T$  diverges at  $|\gamma| = \sqrt{2}$ , which seems to be unique to  $E = 0$  (*i.e.*  $T$  does not diverge for  $E \neq 0$ ). This divergence for  $E = 0$  may originate from certain symmetry (*e.g.* chiral symmetry).

The above behavior is qualitatively consistent with the results in Subsec. 5.1 that focus on the expectation value of the current operator for each eigenstate. However, the two approaches quantitatively differ from each other. Specifically, the transmission probability  $T$  does not exhibit any singularities around the exceptional point  $|\gamma| = 1$ . Such a singular point shifts to  $|\gamma| = \sqrt{2}$  for  $T(E = 0)$ . This discrepancy seems to be due to the presence of the attached leads. In fact, the attached leads of a tight-binding model may produce additional energy-dependent complex potentials on the sites  $n = 1$  and  $n = 2$ . Furthermore, it is also notable that  $T$  is usually not related to the current itself but to the conductance, while we explicitly calculate the current in Subsec. 5.1.

## Acknowledgments

N.H. was supported by JSPS KAKENHI Grand Numbers JP19H00658, JP21H01005, JP22H01140, JP23K22411, and JP24K00545. H.K. was supported by JSPS KAKENHI Grant Numbers JP23H01086, 23H01093, and Grant-in-Aid for Transformative Research Areas A “Extreme Universe” No. JP21H05191. K.K. was supported by MEXT KAKENHI Grant-in-Aid for Transformative Research Areas A “Extreme Universe” No. JP24H00945.

## References

- [1] V. Špička, P. D. Keefe, and T. M. Nieuwenhuizen. Non-equilibrium quantum physics, many body systems, and foundations of quantum physics. *Eur. Phys. J. Spec. Top.*, 232:3185, 2023.
- [2] R. Landauer. Spatial Variation of Currents and Fields Due to Localized Scatterers in Metallic Conduction. *IBM J. Res. Dev.*, 1:223, 1957.
- [3] S. Datta. *Electronic Transport in Mesoscopic Systems*. Cambridge University Press, 1995.
- [4] L. Novo, M. Mohseni, and Y. Omar. Disorder-assisted quantum transport in suboptimal decoherence regimes. *Sci. Rep.*, 6:18142, 2016.
- [5] N. Hatano and G. Ordonez. Time-reversal symmetric resolution of unity without background integrals in open quantum systems. *J. Math. Phys.*, 55:122106, 2014.
- [6] N. Hatano. What is the resonant state in open quantum systems? *J. Phys.: Conf. Ser.*, 2038:012013, 2021.
- [7] H. Nakabayashi. Private communication, 2024.
- [8] A. Nishino and N. Hatano. Exact time-evolving scattering states in open quantum-dot systems with an interaction: discovery of time-evolving resonant states. *J. Phys. A*, 57:245302, 2024.
- [9] T. Taira, N. Hatano, and A. Nishino. Markovianity and non-Markovianity of Particle Bath with Dirac Dispersion Relation. arXiv:2406.17436, 2024.
- [10] B. Sutherland. Localization of electronic wave functions due to local topology. *Phys. Rev. B*, 34:5208, 1986.
- [11] D. L. Bergman, C. Wu, and L. Balents. Band touching from real-space topology in frustrated hopping models. *Phys. Rev. B*, 78:125104, 2008.
- [12] H. Tasaki. *Physics and Mathematics of Quantum Many-Body Systems*. Springer, Cham, 2020.
- [13] G. D. Mahan. Energy bands of the Bethe lattice. *Phys. Rev. B*, 63:155110, 2001.
- [14] Daniel Loghin, Martin van Gijzen, and Eline Jonkers. Bounds on the eigenvalue range and on the field of values of non-Hermitian and indefinite finite element matrices. *J. Comput. Appl. Math.*, 189(1-2):304, 2006.
- [15] K. Kawabata, K. Shiozaki, M. Ueda, and M. Sato. Symmetry and Topology in Non-Hermitian Physics. *Phys. Rev. X*, 9:041015, 2019.
- [16] C. M. Bender and S. Boettcher. Real Spectra in Non-Hermitian Hamiltonians Having  $\mathcal{PT}$  Symmetry. *Phys. Rev. Lett.*, 80:5243, 1998.
- [17] C. M. Bender. Introduction to  $\mathcal{PT}$ -symmetric quantum theory. *Contemp. Phys.*, 46:277, 2005.
- [18] C. M. Bender, P. E. Dorey, C. Dunning, A. Fring, D. W. Hook, H. F. Jones, S. Kuzhel, G. Lévai, and R. Tateo. *PT Symmetry*. World Scientific, 2019.
- [19] T. E. Lee. Anomalous Edge State in a Non-Hermitian Lattice. *Phys. Rev. Lett.*, 116:133903, 2016.
- [20] S. Yao and Z. Wang. Edge States and Topological Invariants of Non-Hermitian Systems. *Phys. Rev. Lett.*, 121:086803, 2018.
- [21] F. K. Kunst, E. Edvardsson, J. C. Budich, and E. J. Bergholtz. Biorthogonal Bulk-Boundary Correspondence in Non-Hermitian Systems. *Phys. Rev. Lett.*, 121:026808, 2018.
- [22] F. J. Dyson. The Dynamics of a Disordered Linear Chain. *Phys. Rev.*, 92:1331, 1953.



- [23] G. Theodorou and M. H. Cohen. Extended states in a one-dimensional system with off-diagonal disorder. *Phys. Rev. B*, 13:4597, 1976.
- [24] T. P. Eggarter and R. Riedinger. Singular behavior of tight-binding chains with off-diagonal disorder. *Phys. Rev. B*, 18:569, 1978.
- [25] T. A. L. Ziman. Localization and Spectral Singularities in Random Chains. *Phys. Rev. Lett.*, 49:337, 1982.
- [26] P. W. Brouwer, E. Racine, A. Furusaki, Y. Hatsugai, Y. Morita, and C. Mudry. Zero modes in the random hopping model. *Phys. Rev. B*, 66:014204, 2002.
- [27] J. Sun, C.-A. Li, Q. Guo, W. Zhang, S. Feng, X. Zhang, H. Guo, and B. Trauzettel. Non-Hermitian Quantum Fractals. arXiv:2408.07355, 2024.
- [28] S. Hamanaka, A. A. Iliasov, T. Neupert, T. Bzdušek, and T. Yoshida. Multifractal statistics of non-Hermitian skin effect on the Cayley tree. arXiv:2408.11024, 2024.
- [29] K. Shimomura. Master's thesis, Kyoto University, 2024.
- [30] N. Hatano and D. R. Nelson. Localization Transitions in Non-Hermitian Quantum Mechanics. *Phys. Rev. Lett.*, 77:570, 1996.
- [31] N. Hatano and D. R. Nelson. Vortex pinning and non-Hermitian quantum mechanics. *Phys. Rev. B*, 56:8651, 1997.
- [32] D. C. Brody. Consistency of PT-symmetric quantum mechanics. *J. Phys. A*, 49:10LT03, 2016.
- [33] C. M. Bender, S. Boettcher, and P. N. Meisinger.  $\mathcal{PT}$ -symmetric quantum mechanics. *J. Math. Phys.*, 40:2201, 1999.