

Time Derivatives of Weak Values

Xavier Oriols*

Universitat Autònoma de Barcelona, 08193 Bellaterra, Spain

The time derivative of a physical property often gives rise to another meaningful property. Since weak values provide empirical insights that cannot be derived from expectation values, this paper explores what physical properties can be obtained from the time derivative of weak values. It demonstrates that, in general, the time derivative of a gauge-invariant weak value is neither a weak value nor a gauge-invariant quantity. Two conditions are presented to ensure that the left- or right-time derivative of a weak value is also a gauge-invariant weak value. Under these conditions, a local Ehrenfest-like theorem can be derived for weak values giving a natural interpretation for the time derivative of weak values. Notably, a single measured weak value of the system's position provides information about two additional unmeasured weak values: the system's local velocity and acceleration, through the first- and second-order time derivatives of the initial weak value, respectively. These findings also offer guidelines for experimentalists to translate the weak value theory into practical laboratory setups, paving the way for innovative quantum technologies. An example illustrates how the electromagnetic field can be determined at specific positions and times from the first- and second-order time derivatives of a weak value of position.

I. INTRODUCTION

The primary goal of science is to construct models that successfully predict empirical results. Weak values are an original way of predicting novel properties of quantum systems [1–23] which are empirically observable in the laboratory [24–45]. This new information offered by weak values cannot be accessed through expectation values. In physics, the time derivative of a physical property often leads to another meaningful property. It remains an open question whether this relationship holds for the time derivatives of weak values. This paper investigates such a relationship.

Weak values are generating increasing interest in the scientific community. They have been employed to explore novel properties such as the local velocity of particles in either non-relativistic [5, 6] or relativistic [7] scenarios, thermalized kinetic energies [8, 9] as well as tunneling and arrival times [10–13]. Weak values have been invoked in cosmological contexts, such as inflation theory [14] and the backreaction of the Hawking radiation from black holes [17]. In quantum information science, they have been applied to quantum computation [18], quantum communication [19], and quantum sensing [20].

There are many experimental protocols for weak values in optical and solid-state platforms [24–32]. Relevant experiments conducted with weak values include the three-box paradox [39], the violation of the Leggett-Garg inequality [40], the detection of the superluminal signals [41] and the measurement of Bohmian trajectories [42]. Since weak values are quotients, a small denominator (i.e., quasi-orthogonal pre- and post-selected states) can be used to amplify the spin Hall effect of light [43], optimize the signal-to-noise ratio [44] and measure small changes in optical frequencies [45].

This paper aims to explore the additional physical insights that can be gained about the behavior of quantum systems by analyzing not only weak values, but also their time derivatives. Wiseman was the first to discuss the time derivative of weak values [5], presenting a local velocity derived from the time derivative of a weak value of the position. This paper examines the time derivatives of weak values from a general perspective using arbitrary operators. In general, the time derivative of a weak value reveals a much richer phenomenology than the time derivatives of expectation values. In many cases, the time derivative of a weak value is neither a weak value nor a gauge-invariant quantity.

A quantity that is not gauge-invariant cannot be measured in a laboratory. The electromagnetic vector and scalar potentials are the typical examples of the utility and unmeasurability of gauge-dependent elements [46–49, 51] (with the Aharonov-Bohm effect being its most iconic example [50]). Similarly, a weak value or their time derivatives are empirically observable in the laboratory only when they are gauge-invariant. Several examples of observable and unobservable weak values and their time derivative will be discussed in the paper. For example, it is known that the wave function depends on the electromagnetic gauge [51–53]. Thus, strictly speaking, the wave function cannot be empirically measured through a weak value.

The ontological meaning of weak values remains controversial, ranging from being mere mathematical transition amplitudes in most orthodox views [55, 56], to representing basic elements in alternative interpretations of quantum phenomena [4, 57–61]. For example, the meaning of weak values has also been interpreted in the context of the two-state vector formalism of quantum mechanics [1–4], consistent histories [21], and Bohmian or modal interpretations [22, 23]. In any case, weak values are measurable in the laboratory, and these empirical data can be predicted by all common quantum theories, regardless of the ontological meaning attributed to weak values. Thus,

* email: xavier.oriols@uab.es

weak values (and their time derivatives) possess predictive power and offer novel ways to characterize quantum systems without the need to select a concrete ontological status for them. In this paper, with this pragmatic or empiricist viewpoint, we just invoke the connection between the empirical data of a weak value and its theoretical prediction. Therefore, all results presented in this paper are ontologically neutral (valid under any interpretation of quantum mechanics). Similarly, we do not need to specify any ontological status for gauge-dependent elements to draw the conclusions of this paper [54].

The structure of the remainder of the paper is as follows. In the rest of this introduction, we revisit the role of electromagnetic gauge invariance in non-relativistic quantum mechanics, particularly regarding expectation values and their time derivatives. In Sec. II, we present the time derivatives of weak values and the conditions under which they are gauge-invariant. In Sec. III, we show several properties of these time derivatives that will be used in the rest of the sections. In Sec. IV, we explore how gauge invariance determines the empirical observability of typical weak values. Sec. V introduces several examples of time derivatives of weak values like the local velocity, the local version of the work-energy theorem, and the local Lorentz force, leading to local quantum sensors of the electromagnetic field. Finally, Sec. VI provides our conclusions, and several appendices detail the discussions presented in the paper.

A. Gauge invariance in quantum mechanics

Although they can also be formulated for many-particle scenarios [8, 9], weak values become especially relevant when discussing the properties of a single particle. For this reason, all results developed in this paper will deal with a non-relativistic spinless particle of mass m interacting with a classical electromagnetic field. The findings in this paper can be easily extended to more complicated scenarios.

The Hamiltonian of the system, in the Coulomb gauge, is written as [51–53]

$$H = H(\mathbf{A}, A) = \frac{1}{2m} \left(\hat{\mathbf{P}} - q\mathbf{A} \right)^2 + qA, \quad (1)$$

where q is the unsigned charge, $\hat{\mathbf{P}} = -i\hbar\nabla$ is the canonical momentum operator, and A and \mathbf{A} are the scalar and vector electromagnetic potentials, respectively. The evolution of the wave function $\psi(\mathbf{x}, t) = \langle \mathbf{x} | \psi(t) \rangle$ is given by the Schrödinger equation

$$i\hbar \frac{\partial \psi(\mathbf{x}, t)}{\partial t} = H(\mathbf{A}, A) \psi(\mathbf{x}, t). \quad (2)$$

A different set of potentials (indicated by the superscript g) given by [51–53]

$$\mathbf{A}^g = \mathbf{A} + \nabla g \quad \text{and} \quad A^g = A - \frac{\partial g}{\partial t}, \quad (3)$$

keeps the overall theory invariant in the sense that the observable properties remain the same in any gauge. Here, $g = g(\mathbf{x}, t)$ is any sufficiently regular real function [64] over $3D$ space \mathbf{x} plus time t . For example, the electric and magnetic fields are gauge-invariant and defined as $\mathbf{E} = -\nabla A^g - \frac{\partial \mathbf{A}^g}{\partial t}$ and $\mathbf{B} = \nabla \times \mathbf{A}^g$, respectively. In this paper, according to the above notation (3), a symbol (state, eigenvalue, operator, etc.) without a superscript g should be interpreted, either as a gauge-invariant element or as an element defined within the Coulomb gauge. In other words, the Coulomb gauge is defined by $\nabla \cdot \mathbf{A} = 0$ and here also by $g = 0$ (no subscript g).

When using a general gauge, to keep the same structure of the Schrödinger equation written in (2), a gauge-dependent Hamiltonian H^g and a gauge-dependent wave function $\psi^g(\mathbf{x}, t)$ are needed [51–53]. See Appendix A for details and Ref. [51–53]. The new-gauge Hamiltonian H^g is given by

$$H^g := H(\mathbf{A}^g, A^g) = e^{i\frac{q}{\hbar}g} \left(H(\mathbf{A}, A) - q \frac{\partial g}{\partial t} \right) e^{-i\frac{q}{\hbar}g}, \quad (4)$$

and the new-gauge wave function $\psi^g(\mathbf{x}, t)$ is given by:

$$\langle \mathbf{x} | \psi^g(t) \rangle = \langle \mathbf{x} | \hat{G}(t) | \psi \rangle = \psi^g(\mathbf{x}, t) = e^{i\frac{q}{\hbar}g(\mathbf{x}, t)} \psi(\mathbf{x}, t), \quad (5)$$

where $\hat{G}(t)$ is a local operator whose position representation is $\langle \mathbf{x} | \hat{G}(t) | \mathbf{x}' \rangle = \langle \mathbf{x} | e^{i\frac{q}{\hbar}g} | \mathbf{x}' \rangle = e^{i\frac{q}{\hbar}g(\mathbf{x}, t)} \delta(\mathbf{x} - \mathbf{x}')$. It allows an infinite set of possible Hamiltonians, electromagnetic potentials and wave functions [46–49].

Finally, depending on the gauge, the wave function evolution can be equivalently written in terms of the (Coulomb-gauge) time-evolution operator as $|\psi(t_1)\rangle = \hat{U}_1 |\psi(0)\rangle$ or in a general gauge as $|\psi^g(t_1)\rangle = \hat{U}_1^g |\psi^g(0)\rangle$. As shown in Appendix B (see also [65]), the gauge dependence of the time evolution operator $\hat{U}(t)$ is

$$\hat{U}_1^g = \hat{G}(t_1) \hat{U}_1 \hat{G}^\dagger(0) = \hat{\mathbb{T}} e^{-\frac{i}{\hbar} \int_0^{t_1} \hat{H}(\mathbf{A}^g, A^g) dt}, \quad (6)$$

in agreement with the gauge-dependent Hamiltonian in (4) with $\hat{\mathbb{T}}$ being the time-ordering integral operator and $\hat{G}^\dagger(t)$ defined such that $\hat{G}(t) \hat{G}^\dagger(t) = \mathbb{1}$.

B. Time Derivative of Expectation values

The time derivative of weak values shows similarities and differences with the time derivative of expectation values. In this subsection, a brief explanation of the expectation values and their time derivatives is presented.

We consider an ensemble of identical quantum states $|\psi\rangle = |\psi(0)\rangle$ prepared at the initial time $t = 0$. Such initial state evolves until time t when a measurement of the value o (linked to the operator \hat{O}) is made. The expectation value \mathcal{E} is given by

$$\mathcal{E}(o, t | |\psi\rangle) := \langle \psi | \hat{U}^\dagger \hat{O} \hat{U} | \psi \rangle = \langle \psi(t) | \hat{O} | \psi(t) \rangle, \quad (7)$$

The notation of the left-hand side of (7) indicates that the expectation value is evaluated for the variable o and

conditioned on $|\psi\rangle$ (i.e., the same property gives a different expectation value if the quantum state changes). The relationship between o and the hermitian operator \hat{O} is determined through a positive-operator-valued measure (POVM) or a projection-valued measure (PVM) [66, 67].

As reported in the literature [47, 51], a necessary condition for $\mathcal{E}(o, t_1|\psi)$ to be empirically observable (i.e., gauge-invariant) is that the same value has to be obtained in the laboratory for the Coulomb or any other gauge, $\langle\psi(t)|\hat{O}|\psi(t)\rangle = \langle\psi^g(t)|\hat{O}^g|\psi^g(t)\rangle$. Using (5) and (6), the necessary condition for the empirical observability of $\mathcal{E}(o, t|\psi)$ is then,

$$\mathbf{C1:} \quad \hat{O}^g = \hat{O}(\hat{\mathbf{A}}^g, \hat{A}^g) = \hat{G}\hat{O}(\hat{\mathbf{A}}, \hat{A})\hat{G}^\dagger.$$

When this condition is satisfied, one gets the same expectation value in any gauge [68].

The preparation (pre-selection) of the initial state $|\psi\rangle$ used in (7) to evaluate an expectation value is not free of gauge ambiguities. The quantum state is a gauge-dependent object, as shown in (5). Thus, the preparation of the initial state $|\psi^g\rangle$ is achieved by detecting a measurable property λ^g of the system (not the initial quantum state itself). Let us define $\hat{\Lambda}^g$ as the operator used to detect such property as follows $\hat{\Lambda}^g|\psi^g\rangle = \lambda^g|\psi^g\rangle$. We discuss below the condition on $\hat{\Lambda}^g$ to ensure that $\lambda^g = \lambda$ is gauge-invariant (i.e., empirically measurable). Using $|\psi^g\rangle = \hat{G}|\psi\rangle$ as in (5), the previous eigenvalue equation in an arbitrary gauge $\hat{\Lambda}^g|\psi^g\rangle = \lambda^g|\psi^g\rangle$ can be written as $\hat{\Lambda}^g\hat{G}|\psi\rangle = \lambda^g\hat{G}|\psi\rangle$. Thus, to have $\lambda^g = \lambda$, the condition on the operator $\hat{\Lambda}$ has to be

$$\mathbf{C2:} \quad \hat{\Lambda}^g = \hat{\Lambda}(\hat{\mathbf{A}}^g, \hat{A}^g) = \hat{G}\hat{\Lambda}(\hat{\mathbf{A}}, \hat{A})\hat{G}^\dagger,$$

In agreement with (5), when **C2** is satisfied, the direct measurement of the initial state $|\psi^g\rangle$ is not accessible, but one can infer that the quantum system is $|\psi^g\rangle$ (in any gauge) by the measurement of the (gauge-invariant) eigenvalue λ . In summary, condition **C2** shows that, if (7) wants to be measured in the laboratory, the initial state $|\psi\rangle$ has to be empirically identified in the laboratory through the measurement of the gauge-invariant value λ .

A list of common operators and their accomplishment or not of **C1** and **C2** is presented in table I.

Writing explicitly its t -dependence in (7) allows us to describe the time derivative of expectation values. From $\mathcal{E}(o, t|\psi)$, using

$$\frac{\partial\hat{U}(t)}{\partial t} = -\frac{i}{\hbar}\hat{H}(t)\hat{U}(t) \quad (8)$$

and its complex conjugate $\frac{\partial\hat{U}^\dagger(t)}{\partial t} = \frac{i}{\hbar}\hat{U}^\dagger(t)\hat{H}(t)$, it can be shown that:

$$\frac{\partial\mathcal{E}(o, t|\psi)}{\partial t} = \langle\Psi(t)|\hat{C}|\Psi(t)\rangle, \quad (9)$$

where we have defined:

$$\hat{C} =: \frac{d\hat{O}(t)}{dt} = \frac{i}{\hbar}[\hat{H}, \hat{O}] + \frac{\partial\hat{O}}{\partial t}. \quad (10)$$

Operator name	Symbol $\hat{\Omega}$	$\hat{\Omega}^g = \hat{G}\hat{\Omega}\hat{G}^\dagger$
Position	$\hat{\mathbf{X}}$	✓
Canonical momentum	$\hat{\mathbf{P}}$	✗
Velocity	$\hat{\mathbf{V}}$	✓
Position projector	$ \mathbf{x}\rangle\langle\mathbf{x} $	✓
Canonical momentum projector	$ \mathbf{p}\rangle\langle\mathbf{p} $	✗
Velocity projector	$ \mathbf{v}\rangle\langle\mathbf{v} $	✓
Vector Potential	$\hat{\mathbf{A}}$	✗
Scalar Potential	\hat{A}	✗
Electric field	$\hat{\mathbf{E}}$	✓
Magnetic field	$\hat{\mathbf{B}}$	✓
Hamiltonian	\hat{H}	✗
Kinetic energy	\hat{W}	✓

TABLE I. Typical operators satisfying (✓) or not (✗) the gauge conditions $\hat{\Omega}^g = \hat{G}\hat{\Omega}\hat{G}^\dagger$. The previous condition has to be satisfied by $\hat{\Omega} = \hat{O}, \hat{\Lambda}$ (i.e., **C1**, **C2**) to ensure a gauge-invariant expectation value. Satisfying the previous condition for $\hat{\Omega} = \hat{O}, \hat{\Lambda}, \hat{F}$ (i.e., **C1**, **C2** and **C3**) is necessary to define a gauge-invariant weak value.

As far as the initial state is properly identified by the eigenvalue λ , and the operator \hat{O} satisfies, $\hat{O}^g := \hat{G}\hat{O}\hat{G}^\dagger$, it can be shown that the time derivative of the expectation value is also gauge-invariant $\langle\Psi^g(t)|\hat{C}^g|\Psi^g(t)\rangle = \langle\Psi(t)|\hat{C}|\Psi(t)\rangle$. See appendix C Refs. [51, 53]. In summary, no additional condition (apart from **C1** and **C2**) is needed to ensure the gauge invariance of the time derivative of an expectation value.

All the results presented thus far are well-known in the literature. Eq. (10) is just the Heisenberg equation of motion of the operator \hat{O} . When selecting a particular wave function $|\psi\rangle$, the expectation value applied to equation (10), using position and momentum as operators, leads to the well-known Ehrenfest theorem [69].

II. TIME DERIVATIVE OF WEAK VALUES

Before discussing their time derivatives, we briefly introduce the weak value. As indicated first by Aharonov et al. [1], additional information not present in the expectation value $\mathcal{E}(o, t|\psi)$ can be obtained when the protocol to measure the expectation values, from an ensemble of identically prepared initial states, is modified as follows:

- The (first) measurement of the value o in each state of the ensemble is *weak* in the sense that the POVM linked to \hat{O} causes a small perturbation on the quantum system.
- The average over the different values of o obtained for different initial states is performed only on a sub-ensemble of the initial states. Such sub-ensemble only includes those initial states that

yield the specific eigenvalue f when a later (second) *strong* measurement through the PVM of \hat{F} is conducted (i.e., $\hat{F}|f\rangle = f|f\rangle$).

In Fig. 1(a), we have represented the five steps involved in the definition of a weak value, while in Fig. 1(c) we discuss how the post-selection process required to get a weak value is implemented in the laboratory. Considering that the initial state $|\psi\rangle$ evolves during a time step t_1 between the preparation and the first (*weak*) measurement, and a time step t_2 between the first and the second (*strong*) measurement, the expectation value of o conditioned to the fixed eigenvalue f is given by:

$$\mathcal{W}(o, t_2, t_1 | |f\rangle, |\psi\rangle) = \text{Re} \left\{ \frac{\langle f | \hat{U}_2 \hat{O} \hat{U}_1 | \psi \rangle}{\langle f | \hat{U}_2 \hat{U}_1 | \psi \rangle} \right\}. \quad (11)$$

The notation in the left-hand side of (11) indicates that the weak value \mathcal{W} is evaluated over the variable o conditioned to the initial state $|\psi\rangle$ and the final state $|f\rangle$ (i.e., a property measured through a weak value changes depending on the initial state $|\psi\rangle$ and the final state $|f\rangle$). Notice that \hat{U}_2 is not complex-conjugated because it is a time evolution operator acting on the initial state $|\psi\rangle$ (not on $|f\rangle$) after the first measurement. In other words, $|f\rangle$ is an eigenstate of \hat{F} at time $t = t_1 + t_2$.

Fig. 1 schematically shows the connection between theoretical and empirical weak values. To justify that the weak value provides *simultaneous* information on the properties linked to the non-commuting operators \hat{O} and \hat{F} , it is required $t_2 \rightarrow 0$. In the literature, the so-called weak value is typically defined as $\mathcal{W}(o, t_2 = 0, t_1 = 0 | |f\rangle, |\psi\rangle)$, and given by:

$$\mathcal{W}(o | |f\rangle, |\psi\rangle) = \text{Re} \left\{ \frac{\langle f | \hat{O} | \psi \rangle}{\langle f | \psi \rangle} \right\}. \quad (12)$$

When $[\hat{F}, \hat{O}] = 0$ or $[\hat{\Lambda}, \hat{O}] = 0$, we get $\mathcal{W}(o | |f\rangle, |\psi\rangle) = o$ in (12)). In the rest of the paper, we will use (11) or (12) depending on the need to make explicit the time dependence or not of the weak values.

The discussion of the gauge invariance of (11) requires first that the post-selected eigenvalue f is gauge-invariant (i.e., empirically observable). Using $|f^g\rangle = \hat{G}|f\rangle$ as in (5), the eigenvalue equation in an arbitrary gauge $\hat{F}^g|f^g\rangle = f^g|f^g\rangle$ can be written as $\hat{F}^g\hat{G}|f\rangle = \hat{G}f|f\rangle$. Thus, to have $f^g = f$, the new condition on the operator \hat{F} is

$$\mathbf{C3}: \hat{F}^g = \hat{F}(\hat{\mathbf{A}}^g, \hat{A}^g) = \hat{G}\hat{F}(\hat{\mathbf{A}}, \hat{A})\hat{G}^\dagger,$$

In agreement with (5), when **C3** is satisfied, the direct measurement of $|f^g\rangle$ is not accessible, but one can infer that the quantum system is $|f^g\rangle$ (in any gauge) by the measurement of the (gauge-invariant) eigenvalue f . The role played by **C3** in identifying $|f\rangle$ is identical to the role played by **C2** in identifying $|\psi\rangle$ when the initial preparation of the quantum state is understood as a pre-selection of the state. See Fig. 1(e).

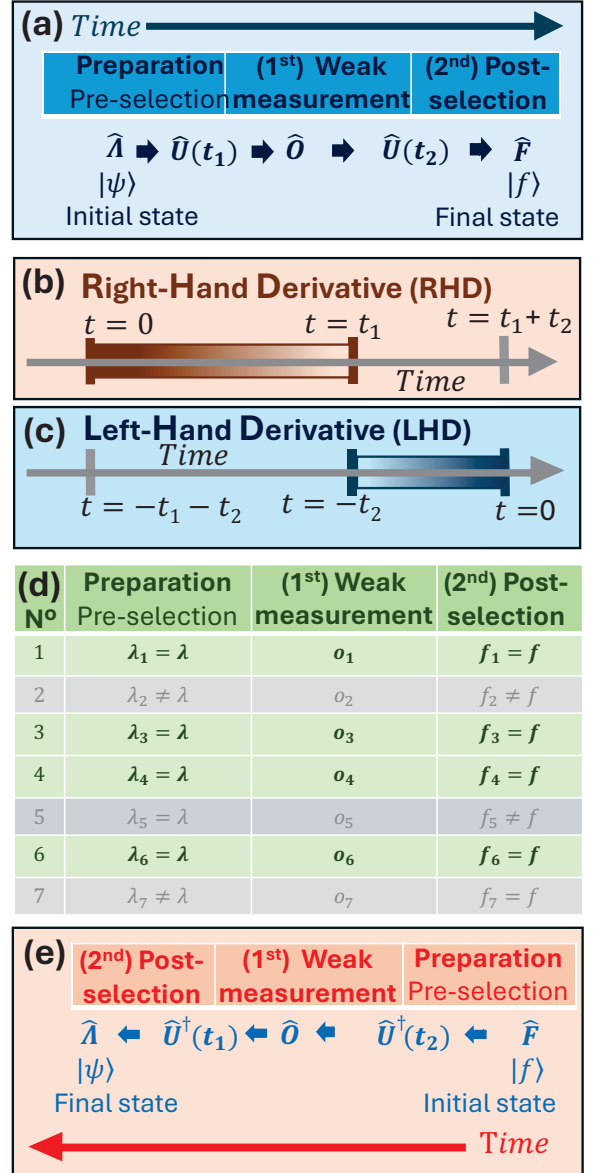


FIG. 1. **(a)**: The weak value in (11) involves five steps: preparation of the initial state $|\psi\rangle$, unitary evolution \hat{U}_1 during the time interval t_1 , weak measurement (linked to \hat{O}), \hat{U}_2 during a time interval t_2 and strong measurement (linked to \hat{F}). **(b)**: The RHD is the time derivative of the weak value evaluated at the initial time $t = 0$ when $t_1 \rightarrow 0$ (while t_2 is constant). **(c)**: The LHD is the time derivative of the weak value evaluated at the final time $t = 0$ when $t_2 \rightarrow 0$ (while t_1 is constant). Notice the shift in $t = 0$ in the definitions (b) and (c). **(d)**: At the laboratory, the weak value is obtained as an ensemble average over the different (eigen)values o obtained in the (first) weak measurement. Such ensemble average is done only on the values whose posterior (second) strong measurement linked to \hat{F} gives the (eigen)value f . (i.e., the experiments N^o 2 and 5 are disregarded because $f_2 \neq f$ and $f_5 \neq f$ and only o_1, o_3, o_4 and o_6 are considered). **(e)**: All experiments deal with an identically prepared (pre-selected) initial state $|\psi\rangle$, identified by an eigenvalue λ satisfying $\hat{\Lambda}|\psi\rangle = \lambda|\psi\rangle$. Such preparation can be understood as PVM (notice that the experiment N^o 7 is disregarded because $\lambda_7 \neq \lambda$). Thus, the wave value can be equivalently obtained when the post-selection process is a pre-selection process and vice versa (time-reversed).

Finally, the gauge invariance of (11) also requires that the denominator satisfies $\langle f|\hat{U}_2\hat{U}_1|\psi\rangle = \langle f^g|\hat{U}_2^g\hat{U}_1^g|\psi^g\rangle$, which is true according to (5) and (6), and that the numerator satisfies $\langle f|\hat{U}_2\hat{O}\hat{U}_1|\psi\rangle = \langle f^g|\hat{U}_2^g\hat{O}^g\hat{U}_1^g|\psi^g\rangle$, which is true when **C1** is satisfied. Thus table I can also be used to discern which operators produce gauge-invariant weak values. Practical examples of gauge-invariant (and gauge-dependent) weak value will be presented in Secs. IV.

To simplify the discussion, unless indicated, the weak value will be referred only to the real (not complex) value written in (11). If needed, the weak value can be defined as a real plus an imaginary part, $\mathcal{W}(o, t_2, t_1|f, |\psi\rangle) + i\mathcal{W}_i(o, t_2, t_1|f, |\psi\rangle)$. The imaginary part is identified by a subscript i , indicating that the experimental measuring protocol to get the (imaginary) weak value \mathcal{W}_i is different from the experimental measuring protocol to get the (real) weak value \mathcal{W} . See a detailed discussion in Ref. [70].

As indicated in the introduction, the time derivative of a physical property frequently gives rise to another meaningful property. We are interested here in the time derivative of a weak value. The weak value in (11) involves three times $\{0, t_1, t_1 + t_2\}$ separated by two time intervals t_1 and t_2 . Two different derivatives can be envisioned. We define the right-hand derivative (RHD) of a weak value evaluated at the initial time $t = 0$ when $t_1 \rightarrow 0$. The RHD captures the time-variations of \hat{U}_1 and $\hat{O}(t_1)$. See 1(b). Alternatively, we can make a shift on the previous three times given $\{-t_1 - t_2, -t_2, 0\}$, which are also separated by the time intervals t_1 and t_2 . We define the left-hand derivative (LHD) at the final time $t = 0$ when $t_2 \rightarrow 0$. The LTD captures time-variations of \hat{U}_2 and $\hat{O}(-t_2)$. See 1(c). This last LHD can be interpreted as an RHD when the initial $|\psi\rangle$ and final $|f\rangle$ states in (11) are interchanged. At first sight, one could expect that the LHD and RHD evaluated both at $t_2 = 0$ and $t_1 = 0$ would be identical, but this is not always the case.

A. Left-hand derivative (LHD)

The LHD is the time derivative of the weak value evaluated at the final time $t = 0$ when t_2 goes to 0 (while t_1 is constant). Notice the shift in the time axis in the definitions of LHD in 1(c). We use $t_2^- = 0$ to indicate that we are approaching $t = 0$ from the left. The LHD of $\mathcal{W}(o, t_2, t_1|f, |\psi\rangle)$ involves evaluating the time dependence of \hat{U}_2 and $\hat{O}(t_2)$ as follows:

$$\frac{\partial \mathcal{W}(o, t_2, t_1|f, |\psi\rangle)}{\partial t_2} \Big|_{t_2^- = 0} = \mathcal{W}(c, 0, t_1|f, |\psi\rangle) \quad (13)$$

$$+ \text{Re} \left\{ \frac{i}{\hbar} \frac{\langle f|\hat{O}\hat{H}\hat{U}_1|\psi\rangle}{\langle f|\hat{U}_1|\psi\rangle} - \frac{i}{\hbar} \frac{\langle f|\hat{O}\hat{U}_1|\psi\rangle}{\langle f|\hat{U}_1|\psi\rangle} \frac{\langle f|\hat{H}\hat{U}_1|\psi\rangle}{\langle f|\hat{U}_1|\psi\rangle} \right\}.$$

with c linked to the operator $\hat{C} = \frac{i}{\hbar}[\hat{H}, \hat{O}] + \frac{d\hat{O}}{dt}$ mentioned in (10). See the detailed demonstration in Appendix D.

Certainly, the shape of (13) is very different from the shape of (11). Thus, (13) cannot be understood as a weak value of a property linked to \hat{C} because such weak value has to be defined only by the term $\mathcal{W}(c, 0, t_1|f, |\psi\rangle)$. In addition, (13) presents a relevant impediment to be defined as a weak value because it is gauge-dependent (i.e., empirically unobservable). The term $\mathcal{W}(c, 0, 0|f, |\psi\rangle)$ in (13) is gauge-invariant, but the terms $\langle f|\hat{O}\hat{H}\hat{U}_1|\psi\rangle$ and $\langle f|\hat{H}\hat{U}_1|\psi\rangle$ are gauge-dependent because the Hamiltonian is gauge-dependent as shown in (4).

The gauge dependence of the LHD of a weak value disappears, and it becomes empirically measurable, when

$$\mathbf{C4}: \quad [\hat{O}, \hat{F}] = 0.$$

which means that $\hat{O}|f\rangle = o|f\rangle$. Then, only the term $\mathcal{W}(c, 0, t_1|f, |\psi\rangle)$ remains in (13) and the LHD of the weak value is also a (gauge-invariant) weak value. In particular, under this condition **C4**, a (gauge-invariant) Ehrenfest theorem [69] for weak values can be written as:

$$\frac{\partial \mathcal{W}(o, t_2, 0|f, |\psi\rangle)}{\partial t_2} \Big|_{t_2^- = 0} = \mathcal{W}(c, 0, 0|f, |\psi\rangle) \quad (14)$$

Notice that we have evaluated the LHD at $t_2 = 0$ and $t_1 = 0$ to provide simultaneous information of two operators. The fact that $[\hat{O}, \hat{F}] = 0$ in **C4** is compatible with $[\hat{C}, \hat{F}] \neq 0$ so that the right-hand side of (14) gives simultaneous information on two non-commuting operators \hat{C} and \hat{F} . Wiseman's result on the local velocity [5] can be interpreted as a result of (14), as seen in subsection V A.

B. Right-hand derivative (RHD)

The RHD is the time derivative of the weak value evaluated at the initial time $t = 0$ when t_1 goes to 0 (while t_2 is constant). Notice the shift in the time axis in the definitions of RHD in 1(b) and LHD in 1(c). We use $t_1^+ = 0$ to indicate that we are approaching $t = 0$ from the right. The RHD of $\mathcal{W}(o, t_2, t_1|f, |\psi\rangle)$ involves evaluating the time dependence of \hat{U}_1 and $\hat{O}(t_1)$ as follows:

The RHD of $\mathcal{W}(o, t_2, t_1|f, |\psi\rangle)$ is given by

$$\frac{\partial \mathcal{W}(o, t_2, t_1|f, |\psi\rangle)}{\partial t_1} \Big|_{t_1^+ = 0} = \mathcal{W}(c, t_2, 0|f, |\psi\rangle) \quad (15)$$

$$+ \text{Re} \left\{ \frac{i}{\hbar} \frac{\langle f|\hat{U}_2\hat{H}\hat{O}|\psi\rangle}{\langle f|\hat{U}_2|\psi\rangle} - \frac{i}{\hbar} \frac{\langle f|\hat{U}_2\hat{O}|\psi\rangle}{\langle f|\hat{U}_2|\psi\rangle} \frac{\langle f|\hat{U}_2\hat{H}|\psi\rangle}{\langle f|\hat{U}_2|\psi\rangle} \right\}.$$

Again, in general, the right-hand side of expression (15) has not the shape of a weak value and it is also gauge-dependent (i.e., empirically unobservable). See the detailed demonstration in Appendix E. The condition to

achieve the gauge invariance of the RHD is

$$\mathbf{C5}: \quad [\hat{O}, \hat{\Lambda}] = 0.$$

which means that $|\psi\rangle$ is prepared at $t = 0$ as an eigenstate of the operator \hat{O} , i.e., $\hat{O}|\psi\rangle = o|\psi\rangle$. Since the initial state is prepared by detecting an eigenstate λ of the operator $\hat{\Lambda}$ (as discussed in **C2**), the operator $\hat{\Lambda}$ commutes with \hat{O} as indicated in **C5**.

Finally, when **C5** is satisfied and $t_2 = 0$, we recover the same LHD in (14) rewritten here as:

$$\left. \frac{\partial \mathcal{W}(o, 0, t_1 | f, |\psi\rangle)}{\partial t_1} \right|_{t_1^+ = 0} = \mathcal{W}(c, 0, 0 | f, |\psi\rangle) \quad (16)$$

Again, the fact that $[\hat{O}, \hat{\Lambda}] = 0$ in **C5** is compatible with $[\hat{C}, \hat{\Lambda}] \neq 0$ so that the time-derivative of a weak value in (16) provides simultaneous information on two non-commuting operators.

III. PROPERTIES OF TIME DERIVATIVE OF WEAK VALUES.

To better understand the gauge-dependence (i.e., non-observability) of LHD and RHD, let us discuss how such quantities are obtained in the laboratory.

Expressions (7) for an expectation value and (11) for a weak value are theoretical formulas useful to make predictions on what can be found in the laboratory. However, the expectation and weak values in the laboratory are constructed from empirical probabilities. Expectation values in the laboratory are evaluated as:

$$\mathcal{E}(o, t | \psi) = \int do o \mathcal{P}(o; t) \quad (17)$$

where $\mathcal{P}(o; t)$ is the empirical probability of obtaining the value o after a measurement at time t .

Similarly, weak values in the laboratory are evaluated as:

$$\mathcal{W}(o, t_2, t_1 | f, |\psi\rangle) = \frac{\int do o \mathcal{P}(o, f; t_1, t_2)}{\int do \mathcal{P}(o, f; t_1, t_2)} \quad (18)$$

where $\mathcal{P}(o, f; t_1, t_2)$ is the empirical probability of obtaining the value o in a first (weak) measurement at time t_1 and the value f in a second (strong) measurement at time t_2 . Notice that the fraction $\mathcal{P}(o, f; t_1, t_2) / \int do \mathcal{P}(o, f; t_1, t_2)$ in (18) is simply the (conditional) probability of obtaining the value o given that the second measurement yields the fixed value f . In both cases, (17) and (18), the probabilities are constructed over an (ideally infinite) ensemble of identically prepared experiments. In practical evaluations, the integrals have to be substituted by summations. In Fig. 1(d), we write a list of values o and f belonging to a set of $N = 7$ experiments that are used to construct the probabilities.

The protocols in (17) and (18) are gauge-invariant (i.e., observable in the laboratory) as long as $\mathcal{P}(o; t)$ and $\mathcal{P}(o, f; t_1, t_2)$ are gauge-invariant (i.e., observable in the laboratory). These probabilities are constructed by measuring the eigenvalue o (which requires that condition **C1** is satisfied) and detecting the proper initial state through the eigenvalue λ (which requires that condition **C2** is satisfied) for (17). For (18), the same conditions apply, with the additional requirement of measuring the eigenvalue f (which requires that condition **C3** is satisfied). If conditions **C1**, **C2**, and **C3** are not satisfied, the corresponding probabilities $\mathcal{P}(o; t)$ and $\mathcal{P}(o, f; t_1, t_2)$ cannot be obtained in the laboratory. Therefore, there is consistency in the discussion of the gauge-invariance (or gauge-dependence) of expectation and weak values within both theoretical and empirical procedures.

At this point, we explain why the time derivative of a gauge-invariant weak value can be gauge-dependent. As long as conditions **C1**, **C2**, and **C3** are satisfied, the weak values at two different times, $\mathcal{W}(o, t_2, t_1 + \Delta t | f, |\psi\rangle)$ and $\mathcal{W}(o, t_2, t_1 | f, |\psi\rangle)$, can be obtained in the laboratory. Thus, one can always envision a finite-difference time-derivative approximation given by:

$$\frac{\mathcal{W}(o, t_2, t_1 + \Delta t | f, |\psi\rangle) - \mathcal{W}(o, t_2, t_1 | f, |\psi\rangle)}{\Delta t} \quad (19)$$

This expression (19) can be evaluated in the laboratory without the need to satisfy conditions **C4** or **C5**. However, the protocol to evaluate (19) is slightly different from the protocol needed to obtain (15). The expression (19) requires the ability to determine the different eigenvalues corresponding to $|f(t + \Delta t)\rangle$ and $|f(t)\rangle$. In contrast, expression (15) involves only the term $|f(t)\rangle$ together with $\hat{H}(t)$. In other words, the terms $\langle f(t + \Delta t) | \hat{U}_{t+\Delta t} | \psi(0) \rangle$ and $\langle f(t) | \hat{U}_t | \psi(0) \rangle$, which are needed to compute the weak values according to (11), are gauge-invariant. However, the term $\frac{-i}{\hbar} \langle f | \hat{H} \hat{U}_1 | \psi \rangle$, which is the exact time derivative of the time-evolution operator given by (8), is gauge-dependent because of the gauge-dependence of \hat{H} given by (4). Generalizations of (19) to finite differences of the LHD in (13) and RHD in (15) are straightforward with the same conclusions.

Next, we list some properties of the LHD and RHD. For all properties, we assume that **C1**, **C2** and **C3** are satisfied. We will specify for each property if **C4** and/or **C5** are satisfied.

A. Difference between LHD and RHD

When conditions **C4**, **C5** are not satisfied, LHD and RHD are different, even when both are evaluated at $t_1 =$

0 and $t_2 = 0$, giving:

$$\begin{aligned} & \left. \frac{\partial \mathcal{W}(o, 0, t_1 ||f\rangle, |\psi\rangle)}{\partial t_1} \right|_{t_1^+ = 0} - \left. \frac{\partial \mathcal{W}(o, t_2, 0 ||f\rangle, |\psi\rangle)}{\partial t_2} \right|_{t_2^- = 0} \\ &= \text{Re} \left\{ \frac{\langle f | \frac{i}{\hbar} [\hat{H}, \hat{O}] | \psi \rangle}{\langle f | \psi \rangle} \right\} \end{aligned} \quad (20)$$

This difference is a mathematical manifestation of the fact that LHD and RHD are not empirically observable in the laboratory under this conditions. If **C4** is satisfied, but **C5** no, or vice versa, the LHD and RHD are also not equal and their difference is easily deduced from (13) and (15).

B. Relation between the RHD and the time derivatives of expectation values

We establish the following relationship between time derivatives of expectation values and weak values:

$$\frac{\partial \mathcal{E}(o, t_1 ||\psi\rangle)}{\partial t_1} = \int df |\langle f | \psi \rangle|^2 \frac{\partial \mathcal{W}(o, 0, t_1 ||f\rangle, |\psi\rangle)}{\partial t_1} \quad (21)$$

The proof is

$$\begin{aligned} & \int df \langle f | \psi \rangle \langle \psi | f \rangle \text{Re} \left\{ \frac{\langle f | \hat{C} | \psi \rangle}{\langle f | \psi \rangle} \right\} \\ &= \text{Re} \left\{ \int df \langle f | \psi \rangle \langle \psi | f \rangle \frac{\langle f | \hat{C} | \psi \rangle}{\langle f | \psi \rangle} \right\} \\ &= \text{Re} \left\{ \langle \psi | \hat{C} | \psi \rangle \right\} \end{aligned}$$

Using the identity $\int df f \langle f | = \mathbb{1}$ in (24), we get $\text{Re} \left\{ \langle \psi | \hat{C} | \psi \rangle \right\} = \langle \psi | \hat{C} | \psi \rangle$. We have assumed that the time-derivative is evaluated at $t_1 = 0$ and we have used the results in (9) and (13). This condition is true when condition **C5** is satisfied.

C. Relation between the LHD and the time derivatives of expectation values

An proof identical to (21) shows that:

$$\frac{\partial \mathcal{E}(o, t_2 ||\psi\rangle)}{\partial t_2} = \int df |\langle f | \psi \rangle|^2 \frac{\partial \mathcal{W}(o, t_2, 0 ||f\rangle, |\psi\rangle)}{\partial t_2} \quad (22)$$

This condition is true when condition **C4** is satisfied. Notice that (21) and (22) allow the interpretation of $\partial \mathcal{W}(o, 0, t_1 ||f\rangle, |\psi\rangle) / \partial t_1$ and $\partial \mathcal{W}(o, t_2, 0 ||f\rangle, |\psi\rangle) / \partial t_2$ as an *f-density* of the time derivative of the expectation value $\mathcal{E}(o, t_2 ||\psi\rangle)$ to be weighted by the probability $|\langle f | \psi \rangle|^2$. In other words, $\frac{\partial \mathcal{E}}{\partial t_2}$ is built as a ‘‘sum of $\frac{\partial \mathcal{W}}{\partial t_2}$ over different *f*’’.

D. LHD and RHD are identical when evaluated at $t_1 = 0$ and $t_2 = 0$

This property has already been indicated in the previous subsection. When the LDT and RHD are evaluated at $t_1 = 0$ and $t_2 = 0$, we have:

$$\left. \frac{\partial \mathcal{W}(o, 0, t_1 ||f\rangle, |\psi\rangle)}{\partial t_1} \right|_{t_1=0} = \left. \frac{\partial \mathcal{W}(o, t_2, 0 ||f\rangle, |\psi\rangle)}{\partial t_2} \right|_{t_2=0}$$

The proof comes from (14) at $t_2 = 0$ and (16) at $t_1 = 0$. The differences in (20) disappear here, i.e., $\langle f | (\hat{H}\hat{O} - \hat{O}\hat{H}) | \psi \rangle = o \langle f | (\hat{H} - \hat{H}) | \psi \rangle = 0$. This property is satisfied in scenarios where conditions **C4** and **C5** are both accomplished.

E. LHD and RHD are equal under interchange of times and initial and final states

We establish the following relationship between left and right time derivatives of weak values:

$$\frac{\partial \mathcal{W}(o, t_2, t_1 ||f\rangle, |\psi\rangle)}{\partial t_1} = \frac{\partial \mathcal{W}(o, t_1, t_2 ||\psi\rangle, |f\rangle)}{\partial t_2} \quad (23)$$

The proof comes from $\text{Re}\{z^*\} = \text{Re}\{z\}$ and $(\langle f | \Psi \rangle)^* = \langle \Psi | f \rangle$ for any $|\Psi\rangle$. Notice the interchange of the initial and final states $|f\rangle, |\psi\rangle \rightarrow |\psi\rangle, |f\rangle$ and the interchanges of times $t_2, t_1 \rightarrow t_1, t_2$. When the time is reversed in Fig. 1(e), the preparation of the initial state and the post-selection can be interchanged. This property is satisfied in scenarios where conditions **C4** and **C5** are both accomplished.

F. Identical second derivatives

In scenarios where conditions **C4** and **C5** are both accomplished, it can be shown that:

$$\frac{\partial^2 \mathcal{W}(o, t_2, t_1 ||f\rangle, |\psi\rangle)}{\partial t_1 \partial t_2} = \frac{\partial^2 \mathcal{W}(o, t_1, t_2 ||f\rangle, |\psi\rangle)}{\partial t_2 \partial t_1} \quad (24)$$

The demonstration requires applying (23) two times (interchanging the two times and the pre- and post-selected states).

IV. EXAMPLES ON GAUGE INVARIANCE OF WEAK VALUES

After the theoretical development done in Secs. II and III, here, we show several weak values often mentioned in the literature. In particular, we discuss whether or not they satisfy the gauge invariance implicit in properties **C1**, **C3**. To simplify the discussion, we will assume that the condition **C2** in the preparation of the initial state

$|\psi^g\rangle$ is always satisfied. Since this section does not deal with time-derivative yet, we will use expression (12) for the evaluation of the weak values, rather than (11).

To properly understand the results in this section, first, we need to clarify what we mean when we say, for example, that the canonical momentum on table I is not empirically observable in the laboratory because it is gauge-dependent. It is well-known that the canonical momentum $\hat{\mathbf{P}}^g := \hat{\mathbf{P}}(\hat{\mathbf{A}}^g, \hat{A}^g) = \hat{\mathbf{P}} \neq \hat{G}\hat{\mathbf{P}}\hat{G}^\dagger$ does not satisfy condition **C1**. Thus, strictly speaking, it cannot be empirically measured in the laboratory either from an expectation value or from a weak value in a direct way: however, in many experimental works, the measurement of the ‘‘momentum’’ is inferred from the measurement of another property that is gauge-invariant. For example, by measuring the position of the quantum system on the screen [73] and knowing the initial and final time of the experiment. As we will discuss below, this measuring procedure is a measurement of the velocity (or the velocity multiplied by the mass) rather than a direct measurement of the canonical momentum. The above discussions, and all the results in this paper about gauge-dependent results, do not imply ontological consequences for the canonical momentum or other gauge-dependent properties. Translating this discussion into the electromagnetic potentials fully clarifies our point of view. The fact that the electromagnetic potentials are not gauge-invariant (so that they cannot be empirically measured in the laboratory) does not imply that they are not physically relevant [50].

A. Weak value of the canonical momentum post-selected in position

As discussed above, the canonical momentum operator $\hat{\mathbf{P}}^g := \hat{\mathbf{P}}(\hat{\mathbf{A}}^g, \hat{A}^g) = \hat{\mathbf{P}} \neq \hat{G}\hat{\mathbf{P}}\hat{G}^\dagger$ does not satisfy condition **C1** and cannot be measured through weak values. Let us confirm this point by writing the theoretical expression corresponding to the weak measurement of the canonical momentum plus a subsequent strong measurement of the position operator $\hat{\mathbf{X}}^g := \hat{\mathbf{X}}(\hat{\mathbf{A}}^g, \hat{A}^g) = \hat{\mathbf{X}} = \hat{G}\hat{\mathbf{X}}\hat{G}^\dagger$. Such weak value would be given by $\mathcal{W}(\hat{\mathbf{p}}|\mathbf{x}, |\psi\rangle)$ which, when written in any gauge, becomes

$$\text{Re}\left\{\frac{\langle \mathbf{x}^g | \hat{\mathbf{P}} | \psi^g \rangle}{\langle \mathbf{x}^g | \psi^g \rangle}\right\} = \text{Re}\left\{-i\hbar \frac{\nabla \psi^g}{\psi^g}\right\} = \nabla S - q\nabla g. \quad (25)$$

where $[\hat{G}, \hat{\mathbf{X}}] = 0$ and $|\psi^g\rangle = \hat{G}|\psi\rangle$. We use $\psi(\mathbf{x}, t) = R(\mathbf{x}, t)e^{iS(\mathbf{x}, t)/\hbar}$ in polar form to better elaborate $\nabla \psi^g / \psi^g$. The explicit dependence of (25) on ∇g confirms that this weak value cannot be observed in the laboratory.

In the Coulomb gauge representation ($g = 0$ and $\nabla \cdot \mathbf{A} = 0$), in the absence of magnetic field $\mathbf{A} = 0$, the velocity and canonical momentum operators are identical $m\hat{\mathbf{V}} = \hat{\mathbf{P}}$. This coincidence in one particular gauge does

not mean that the velocity and momentum operators are the same in general, i.e., $m\hat{\mathbf{V}}^g \neq \hat{\mathbf{P}}^g$. In the same way, the knowledge of $\mathbf{A} = 0$ in the Coulomb gauge does not mean that one can assume $\mathbf{A}^g = 0$ in another gauge.

B. Weak value of the velocity post-selected in position

Contrary to the canonical momentum, the velocity operator $\hat{\mathbf{V}}^g$ defined as

$$\begin{aligned} \hat{\mathbf{V}}^g &:= \hat{\mathbf{V}}(\hat{\mathbf{A}}^g, \hat{A}^g) = (\hat{\mathbf{P}}^g - q\hat{\mathbf{A}}^g)/m \\ &= \hat{\mathbf{V}} = \hat{G}\hat{\mathbf{V}}\hat{G}^\dagger, \end{aligned}$$

is gauge-invariant and satisfies **C1** for $\hat{O} = \hat{\mathbf{V}}$. Hence, the weak measurement of the velocity plus a subsequent strong measurement of the position gives the empirically observable weak value $\mathcal{W}(\mathbf{v}|\mathbf{x}, |\psi\rangle)$ defined as

$$\begin{aligned} \text{Re}\left\{\frac{\langle \mathbf{x} | \hat{\mathbf{V}}^g | \psi^g \rangle}{\langle \mathbf{x} | \psi^g \rangle}\right\} &= \text{Re}\left\{-i\hbar \frac{\nabla \psi^g}{\psi^g} - q\mathbf{A}^g\right\} \\ &= \nabla S - q\nabla G - q\mathbf{A} + q\nabla G =: \mathbf{v}_B. \end{aligned} \quad (26)$$

The weak value gives the so-called Bohmian velocity [5, 6, 9], $\mathbf{v}_B = \nabla S - q\mathbf{A}$, which is gauge-invariant because it satisfies **C1** for $\hat{O} = \hat{\mathbf{V}}$ and **C3** for $\hat{F} = \hat{\mathbf{X}}$. See an alternative demonstration in Appendix F and also [74].

As discussed previously (see [70]), another weak value can be designed to give the imaginary part of (26), $\text{Im}\left\{\frac{\langle \mathbf{x} | \hat{\mathbf{V}}^g | \psi^g \rangle}{\langle \mathbf{x} | \psi^g \rangle}\right\}$, which is called the ‘‘osmotic’’ velocity \mathbf{v}_O [9] and given by $\mathbf{v}_O = \text{Im}\left\{\frac{\langle \mathbf{x} | \hat{\mathbf{V}}^g | \psi^g \rangle}{\langle \mathbf{x} | \psi^g \rangle}\right\} = i\hbar \nabla R/R$, which is also gauge-invariant because $R^g = R$.

The consistency in interpreting $\mathcal{W}(\mathbf{v}|\mathbf{x}, |\psi\rangle)$ as a velocity is provided by the LHD in (13) when $\hat{O} = \hat{\mathbf{X}}$ and $|f\rangle = |\mathbf{x}\rangle$, as will be seen in (29) in next section.

C. Weak value of the position projector post-selected in the canonical momentum

Let us now analyze the weak value corresponding to the weak measurement of the position projector $|\mathbf{x}^g\rangle\langle \mathbf{x}^g| = \hat{G}|\mathbf{x}\rangle\langle \mathbf{x}|\hat{G}^\dagger = |\mathbf{x}\rangle\langle \mathbf{x}|$ plus a subsequent strong measurement of the canonical momentum operator $\hat{\mathbf{P}}$ defined as:

$$\mathcal{W}(\mathbf{x}|\mathbf{p}, |\psi\rangle) = \frac{\langle \mathbf{p}^g | \mathbf{x} \rangle \langle \mathbf{x} | \psi^g \rangle}{\langle \mathbf{p}^g | \psi^g \rangle}.$$

It is argued in the literature [36, 37] that such a weak value, together with the corresponding conditional ensemble for the imaginary part [70], is proportional to the wave function $\langle \mathbf{x} | \psi^g \rangle$ when post-selected at zero momentum. Despite this weak value satisfies **C1** for $\hat{O} = |\mathbf{x}\rangle\langle \mathbf{x}|$, the selection $\hat{F} = \hat{\mathbf{P}}^g$, to define $\langle \mathbf{p}^g |$,

does not satisfy **C3** because the canonical momentum is gauge-dependent. The gauge-dependent eigenstate $\langle \mathbf{x} | \mathbf{p}^g \rangle = e^{i(qg(\mathbf{x}, t) + \mathbf{p}\mathbf{x})/\hbar}$ has a gauge-dependent eigenvalue $-i\hbar \nabla \langle \mathbf{x} | \mathbf{p}^g \rangle = (g(\mathbf{x}, t) + \mathbf{p}) \langle \mathbf{x} | \mathbf{p}^g \rangle$. Thus, this weak value of the canonical momentum cannot be obtained in the laboratory.

D. Weak value of the position projector post-selected in the velocity

It is true, however, that the non-measurability of the canonical momentum described above can be avoided by substituting $\hat{\mathbf{P}}$ by $\hat{\mathbf{V}}$. Then, $\mathcal{W}(\mathbf{x} | \mathbf{v}, |\psi\rangle)$, is given by

$$\frac{\langle \mathbf{v}^g | \mathbf{x} \rangle \langle \mathbf{x} | \psi^g \rangle}{\langle \mathbf{v}^g | \psi^g \rangle} = \frac{R_{\mathbf{v}} R_{\psi} e^{i \frac{S_{\mathbf{v}} - S_{\psi}}{\hbar}}}{\langle \mathbf{v} | \psi \rangle}, \quad (27)$$

where $\langle \mathbf{v}^g | \mathbf{x} \rangle = R_{\mathbf{v}} e^{i(S_{\mathbf{v}} + qG)/\hbar}$ and $\langle \mathbf{x} | \psi^g \rangle = R_{\psi} e^{i(S_{\psi} + qG)/\hbar}$. Clearly, this weak value satisfies **C1** for $\hat{O} = |\mathbf{x}\rangle \langle \mathbf{x}|$ and **C3** for $\hat{F} = \hat{\mathbf{V}}$. Hence, the (phase of the) weak value $\mathcal{W}(\mathbf{x} | \mathbf{v}, |\psi\rangle)$ is now gauge-invariant, as seen here: $S_{\mathbf{v}}^g - S_{\psi}^g = S_{\mathbf{v}} - q\mathcal{G} - S_{\psi} + q\mathcal{G} = S_{\mathbf{v}} - S_{\psi}$.

However, there is a fundamental problem in arguing that (27) measures the (phase of the) wave function $\langle \mathbf{x} | \psi^g \rangle$, because all wave functions are gauge-dependent and unmeasurable, as seen in (5). The argument in the literature is based on assuming that for a magnetic field equal to zero, in the Coulomb gauge, $m\hat{\mathbf{V}} = \hat{\mathbf{P}}$ with $\langle \mathbf{v} | \mathbf{x} \rangle \propto e^{i(\mathbf{p}\mathbf{x})/\hbar}$ and $\langle \mathbf{x} | \psi \rangle = R_{\psi} e^{iS_{\psi}/\hbar}$. Then, (27) gives $\mathcal{W}(\mathbf{x} | \mathbf{v}, |\psi\rangle)_{\mathbf{v}=0} \propto \langle \mathbf{x} | \psi \rangle$ [36]. While this protocol, which effectively gives the wave function defined in the Coulomb gauge, can indeed be very useful for developing new quantum technologies, the Coulomb-gauge representation of the wave function is not the *true* wave function of the system, in the same way as the Coulomb-gauge representation of the electromagnetic potentials are not the *true* potentials. At the fundamental level, there should be no preferred gauge, and hence, the wave function and the potentials are unmeasurable, as indicated in (5) and (3), respectively.

E. Weak value of the position post-selected in the velocity

Let us now analyze the weak value corresponding to the weak measurement of the position plus a subsequent strong measurement of the velocity operator. The weak value $\mathcal{W}(\mathbf{x} | \mathbf{v}, |\psi\rangle)$ (in the Coulomb gauge assuming no magnetic field) is given by

$$\text{Re} \left\{ \frac{\langle \mathbf{v} | \hat{\mathbf{X}} | \psi \rangle}{\langle \mathbf{v} | \psi \rangle} \right\} = \text{Re} \left\{ -i\hbar \frac{\nabla_{\mathbf{v}} \langle \mathbf{v} | \psi \rangle}{\langle \mathbf{v} | \psi \rangle} \right\}. \quad (28)$$

From the similarities between (26) and (28), it has been suggested [75] that this weak value can be understood as the time-derivative of the velocity (momentum in the

Coulomb gauge). This weak value satisfies **C1** with $\hat{O} = \hat{\mathbf{X}}$ and also **C3** with $\hat{F} = \hat{\mathbf{V}}$. Thus, it is measurable in the laboratory.

However, the interpretation of [75] as the time-derivative of a velocity is incompatible with the time derivatives of weak values developed in this paper. See the discussion in (30) in the next section.

V. EXAMPLES ON THE TIME DERIVATIVE OF WEAK VALUES

Here, we discuss three examples of the time derivative of weak values, dealing with local velocity, the local energy theorem, and the local Lorentz force. These examples explicitly demonstrate the usefulness and abilities of time-dependent weak values.

A. Local velocity of particle

Wiseman formulated the first attempt to discuss time derivatives of weak values [5] when presenting a local velocity from the time-derivative of a weak value of the position post-selected in position.

In (26) we have found how expression $\mathcal{W}(\mathbf{v} | \mathbf{x}, |\psi\rangle)$ can be interpreted as the local velocity of a quantum particle. The consistency in interpreting $\mathcal{W}(\mathbf{v} | \mathbf{x}, |\psi\rangle)$ as a velocity is provided by the LHD in (13) when $\hat{O} = \hat{\mathbf{X}}$ and $|f\rangle = |\mathbf{x}\rangle$.

$$\left. \frac{\partial \mathcal{W}(\mathbf{x}, t_2, 0 | \mathbf{x}, |\psi\rangle)}{\partial t_2} \right|_{t_2=0} = \mathcal{W}(\mathbf{v}, 0, 0 | \mathbf{x}, |\psi\rangle), \quad (29)$$

where $\hat{\mathbf{V}} = \frac{i}{\hbar} [\hat{H}, \hat{\mathbf{X}}]$ as seen in Appendix G, and $\hat{\mathbf{X}}$ is a time independent operator. Notice that (29) satisfies **C4** (gauge-invariance) because $[\hat{O}, \hat{F}] = [\hat{\mathbf{X}}, \hat{\mathbf{X}}] = 0$. As suggested by Wiseman [5], (29) shows that the Bohmian velocity in (26) is just the quantum version of the classical time-of-flight procedure: two positions are consecutively measured at times $t = 0$ (POVM) and t_2 (PVM) and the velocity is defined as the distance divided by $t_2 \rightarrow 0$. Notice that the definition of a local velocity can be obtained for any quantum state $|\psi\rangle$ because the condition **C4** given here by $[\hat{O}, \hat{F}] = [\hat{\mathbf{X}}, \hat{\mathbf{X}}] = 0$ is always satisfied. We only require a Hamiltonian that satisfies $\hat{\mathbf{V}} = \frac{i}{\hbar} [\hat{H}, \hat{\mathbf{X}}]$.

In (28), based on the assumed symmetry between position and momentum in quantum mechanics, it is suggested that a velocity in the momentum space can also be defined in analogy with (26). However, the interpretation done by [75] of (28) as the time-derivative of a velocity is incompatible with the time-derivatives of weak values presented in this work. If the weak value of (28) has to be assumed as a velocity in “momentum” space, then it seems natural to look for a time derivative of another weak value that gives (28). Such weak value will

imply the following measuring protocol: two “momenta” are consecutively measured, one at times $t = 0$ (weak measurement) and another at t_2 (strong measurement). Then, the time derivatives of such weak value will be defined as the difference of “momenta” divided by $t_2 \rightarrow 0$. Such natural definition of the “velocity” in the momentum space is given by the following the time derivative of the weak value of the “momentum” post-selected in “momentum”:

$$\left. \frac{\partial \mathcal{W}(\mathbf{v}, t_2, 0 | |\mathbf{v}\rangle, |\psi\rangle)}{\partial t_2} \right|_{t_2=0} = \mathcal{W}(\mathbf{d} | |\mathbf{v}\rangle, |\psi\rangle), \quad (30)$$

In the previous paragraph, we talk about “momentum” to keep the same language as in [75], but we mean velocity (multiplied by the mass), as written in (30). Using the results of the LTD in (13), the value \mathbf{d} has to be linked through a POVM to the operator $\hat{\mathbf{D}} = \frac{i}{\hbar} [\hat{H}, \hat{\mathbf{V}}] + \partial \hat{\mathbf{V}} / \partial t \neq \hat{\mathbf{X}}$. In conclusion, the result $\mathcal{W}(\mathbf{d} | |\mathbf{v}\rangle, |\psi\rangle)$ on the right-hand side of (30) is not $\mathcal{W}(\mathbf{x} | |\mathbf{v}\rangle, |\psi\rangle)$ in the left-hand side of (28). Hence, the interpretation of (28) as a time-derivative of the velocity is inconsistent with the natural reasoning expressed in (30). Such inconsistency was eliminated in (29) and (26) when dealing with velocity in “position” space. One additional lesson here is that the time derivatives of weak values show an asymmetry between position and “momentum” (velocity).

B. Local work-energy theorem

The weak value of the Hamiltonian operator in (1) is not measurable, because \hat{H} does not satisfy **C1** as seen in (4). On the contrary, the kinetic energy operator defined as $\hat{W} := \frac{1}{2} m \hat{\mathbf{V}}^2$ is gauge-invariant. Then, we can use (15) to compute its RTD as:

$$\left. \frac{\partial \mathcal{W}(w, 0, t_1 | |\mathbf{x}\rangle, |\mathbf{v}\rangle)}{\partial t_1} \right|_{t_1=0} = q \mathbf{v}_B(\mathbf{x}) \cdot \mathbf{E}(\mathbf{x}), \quad (31)$$

where w is linked to the operator \hat{W} which is gauge-invariant and satisfies **C5** because $|\mathbf{v}\rangle$ is an eigenstate of $\hat{O} = \hat{W}$. The details can be found in Appendixes H and I. The expression (31) is just the \mathbf{x} -density of its corresponding work-energy theorem. If $q \mathbf{v}_B(\mathbf{x}) \cdot \mathbf{E}(\mathbf{x})$ is positive at some particular location \mathbf{x} , one can interpret that the kinetic energy of the particle at such position increases, while decreases otherwise. The presence of the Bohmian velocities in (31) is just a consequence that the weak value of the velocity operator $\hat{\mathbf{V}}$ post-selected in position becomes \mathbf{v}_B .

Let us explain the practical advantages of dealing with RTD. Without our knowledge of the properties of the time derivative of a weak value discussed in this paper, the direct weak value that would have to be implemented in the laboratory to obtain $q \mathbf{v}_B(\mathbf{x}) \cdot \mathbf{E}(\mathbf{x})$ would involve the operator $\frac{i}{\hbar} [\hat{H}, \frac{1}{2} m \hat{\mathbf{V}}^2] + \frac{\partial \frac{1}{2} m \hat{\mathbf{V}}^2}{\partial t}$, as shown in

appendixes H and I. However, we have demonstrated in this paper that the same final result $q \mathbf{v}_B(\mathbf{x}) \cdot \mathbf{E}(\mathbf{x})$ can be obtained by measuring the weak value of a much simpler operator $\frac{1}{2} m \hat{\mathbf{V}}^2$ and then performing a time-derivative of that weak value as a post-processing step.

1. Numerical example

We show here a practical example of (31) where only the evaluation of the weak value $\mathcal{W}(w, 0, t_1 | |\mathbf{x}\rangle, |\mathbf{v}\rangle)$ will be enough to detect the electric field at one particular location and time.

We consider a single electron with a uniform electric field in the x -direction, $\mathbf{E} = (E, 0, 0)$ with $E = 1 \cdot 10^6$ V/m. To proceed, we need to find a gauge potential for \mathbf{A} and A . There is, of course, no unique choice. We select the usual Coulomb gauge $\mathbf{A}^g = 0$ and $A^g = -Ex$. Since the system becomes separable, to predict the electrical field from the time derivative of a weak value (31), we can focus only on the x component of such weak value. Then, the 1D version of the Hamiltonian in (1) becomes just:

$$H = H(\mathbf{A}, A) = -\frac{\hbar^2}{2m} \frac{\partial^2}{\partial x^2} + qE x, \quad (32)$$

where $m = 0.067m_0$ is an effective mass for an electron (for example inside a GaAs semiconductor) with m_0 the free electron mass. To evaluate (31), the initial state has to be an eigenstate of the velocity operator. We roughly approximate such eigenstate by a Gaussian wave packet, $\psi_G(x, t) = \langle x | \psi_G(t) \rangle$, whose expression at the initial time is:

$$\psi_G(x, t) = \left(\frac{1}{\pi \sigma_x^2} \right)^{1/4} e^{i(k_c(x-x_0))} e^{-\frac{(x-x_0)^2}{2\sigma_x^2}} \quad (33)$$

with a wave packet spatial dispersion $\sigma_x = 127$ nm. This corresponds to a width in the reciprocal space given by $\sigma_k = 1/\sigma_x = 7.8 \mu\text{m}^{-1}$. Thus, the wave packet with a large spatial dispersion $\sigma_x \rightarrow \infty$ ($\sigma_k \rightarrow 0$) mimics a plane wave, which is an effective eigenstate of the velocity operator. The central momentum is $k_c = 0.29 \text{ nm}^{-1}$ corresponding to an initial kinetic energy equal to 0.05 eV .

In Fig. 2, we have plotted the time-evolution of the Gaussian wave packet (blue) in (33) together with the time-independent potential profile (green) as $qE x$ in (32). For a posterior discussion, we also plot a set of $N = 10$ Bohmian trajectories (red) $x_B(t)$ whose velocity is computed from the x -component weak value $\mathbf{v}_B = \{v_{B,x}, v_{B,y}, v_{B,x}\}$ in (26).

In Fig. 3, we have plotted in blue the x -component of the weak value of the kinetic velocity that will need to be implemented in the laboratory:

$$\mathcal{W}(w_x, 0, t | |x\rangle, |\psi_G\rangle) = \text{Re} \left\{ \frac{\langle x | \frac{1}{2} m \hat{V}_x^2 | \psi_G(t) \rangle}{\langle x | \psi_G(t) \rangle} \right\}. \quad (34)$$

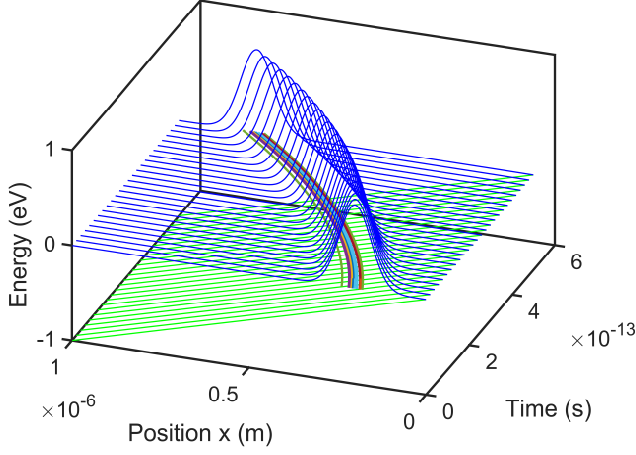


FIG. 2. Time evolution from 0 to 0.5 ps of the wave function (blue) in a time-independent potential profile (green). The Bohmian trajectories (red) corresponding to different experiments are computed by integrating the x -component weak value in Eq. (26). In the numerical simulation, the spatial grid is 0.2 nm and the temporal grid 0.01 fs.

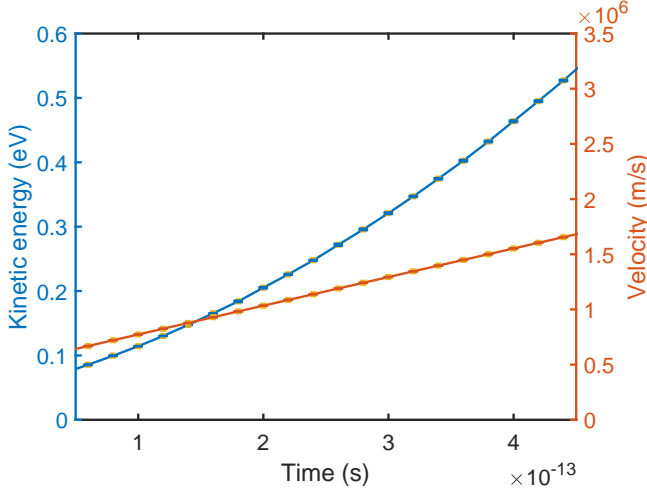


FIG. 3. In blue, mean value and standard deviation of the x -component of the weak value of the kinetic velocity of the 10 trajectories/experiments in Fig. 2 at 20 different times computed from Eq. (31) (left axis). In orange, the mean value and standard deviation of the x -component of the weak value in Eq. (26) of the 10 trajectories/experiments in Fig. 2 at 20 different times (right axis), which corresponds to the velocity $v_{b,x}(t)$.

with w_x the eigenvalue of the kinetic energy operator in the x -direction $\frac{1}{2}m\hat{V}_x^2$. In orange, the x -component of the weak value in (26) is also plotted as a function of time. Finally, in Fig. 4, the numerically evaluated time derivative of (34) shown in Fig. 3 in blue is also plotted. In orange, we plot the estimation of the electrical field

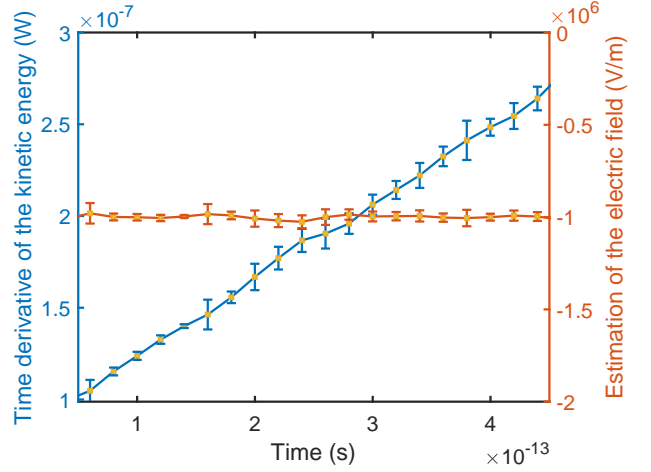


FIG. 4. In blue, mean value and standard deviation of the time derivative of Eq. (34) of the 10 trajectories/experiments in Fig. 2 at 20 different times (left axis). In orange, the mean value and standard deviation of the electrical field of the 10 trajectories/experiments in Fig. 2 at 20 different times computed from Eq. (31).

from (31) as

$$E(x, t) \approx \frac{\frac{\partial}{\partial t} \text{Re} \left\{ \frac{\langle x | \frac{1}{2} m \hat{V}_x^2 | \psi_G(t) \rangle}{\langle x | \psi_G(t) \rangle} \right\}}{q v_{B,x}(t)}, \quad (35)$$

There is an excellent agreement between the electric field of the experiment $E = 1 \cdot 10^6$ V/m and the value predicted through (35). Since the electric field is uniform, we can integrate expression (31) to see that energy gained by the electrons from $t = t_0$ till $t = 400$ fs is $|q||E| \int_{t_0}^{t_f} v_{B,x}(t) dt = 0.4$ eV, where $\int_{t_0}^{t_f} v_{B,x}(t) dt = x_B(t_f) - x_B(t_0) \approx 400$ nm as seen in Fig. 2. The final kinetic energy seen in Fig. 3 is the sum of the initial one 0.05 eV, plus 0.4 eV.

We emphasize that the velocity at each position \mathbf{x} and time t in the trajectories of Fig. 2 requires a specific weak measurement protocol that is independent of previous positions and times. Therefore, the connection of different velocities in Fig. 3 to construct the continuous Bohmian trajectory shown in Fig. 2 is natural within the Bohmian interpretation of this experiment. However, such a connection is not necessary in the ontologically-free approach used to develop the time-derivative weak values presented in this paper.

In any case, it will be illustrative to provide an additional justification of the above results from a Bohmian perspective. The weak value of the kinetic energy in (34) can be rewritten in a Bohmian language as:

$$\text{Re} \left\{ \frac{\langle x | \frac{1}{2} m \hat{V}_x^2 | \psi_G(t) \rangle}{\langle x | \psi_G(t) \rangle} \right\} = \frac{1}{2} m (v_{B,x})^2 + Q(x_B) \quad (36)$$

where $Q(x_B(t))$ is the so-called (Bohmian) quantum potential that depends on the curvature of the mod-

ulus of the wave function. For the spatially large wave packet considered here, such last contribution can be neglected in front of the first one. Thus, the derivative in (35) can be written from (36) as $\frac{\partial}{\partial t} \text{Re} \left\{ \frac{\langle \mathbf{x} | \frac{1}{2} m \hat{\mathbf{V}}^2 | \psi_G(t) \rangle}{\langle \mathbf{x} | \psi_G(t) \rangle} \right\} \approx \frac{d}{dt} \left(\frac{1}{2} m (v_{B,x}(t))^2 \right)$ and $\frac{d}{dt} \left(\frac{1}{2} m (v_{B,x}(t))^2 \right) \approx m v_{B,x}(t) \frac{dv_{B,x}(t)}{dt}$. Invoking again the negligible role of the quantum potential in this scenario (the spatial derivative of $Q(x_B)$ is negligible in front of the spatial derivative of scalar potential $A^g = -Ex$), one recovers a local Newton's law for the Bohmian trajectory $m \frac{dv_{B,x}(t)}{dt} \approx qE$ to reach again expression (35) from a different perspective.

C. Local Lorentz force

In the previous examples in this section, we utilized only the first-order time derivative of a measured weak value to extract additional information about the system; specifically, obtaining velocity from the measurement of position in the first example, and obtaining power from the measurement of kinetic energy in the second. In this final example, we will employ a second-order time derivative, allowing us to derive not only velocity but also acceleration from a single measurement of position.

We consider a consecutive application of LHD in (13) and RHD in (15), ensuring the gauge invariance of all intermediate expressions, to get:

$$m \frac{\partial^2 \mathcal{W}(\mathbf{x}, t_2, t_1 | \mathbf{x}, |\mathbf{v}\rangle)}{\partial t_1 \partial t_2} \Big|_{t_2=0}^{t_1=0} = q(\mathbf{E}(\mathbf{x}) + \mathbf{v}_B(\mathbf{x}) \times \mathbf{B}(\mathbf{x})), \quad (37)$$

where $\mathbf{E}(\mathbf{x})$ and $\mathbf{B}(\mathbf{x})$ are the (gauge-invariant) electric and magnetic fields at position \mathbf{x} and \mathbf{v}_B is the (gauge-invariant) Bohmian velocity of the state $|\mathbf{v}\rangle$ computed from (26). See appendixes J and K.

Notice that **C4** is satisfied in the LHD because of the post-selected state $|\mathbf{x}\rangle$ (i.e., $[\hat{O}, \hat{F}] = [\hat{\mathbf{X}}, \hat{\mathbf{X}}] = 0$) and **C5** is satisfied in the RHD because of the pre-selected state $|\mathbf{v}\rangle$ is an eigenstate of $\hat{\mathbf{V}}$ that commutes with $\hat{F} = \hat{\mathbf{V}}$ (i.e., $[\hat{\mathbf{V}}, \hat{\mathbf{V}}] = 0$). Equation (37) is just a quantum and local version of the (Newton) Lorentz force, which can be used, for example, as a quantum sensor of electromagnetic fields at one particular position.

1. Numerical example

We consider a quantum system with a magnetic field in the z -direction, so that $\mathbf{B} = (0, 0, B)$ with $B = 0.19$ T, and no electric field. To proceed, we need to find a gauge potential \mathbf{A}^g which obeys $\mathbf{B} = \nabla \times \mathbf{A}^g$. There is, of course, no unique choice. Here we pick $\mathbf{A}^g = (0, xB, 0)$ and $A^g = 0$. This is called the Landau gauge. In this

scenario, the Lorentz force in (37) is:

$$\mathbf{E}(\mathbf{x}) + \mathbf{v}_B(\mathbf{x}) \times \mathbf{B}(\mathbf{x}) = \{v_{B,y}B, -v_{B,x}B, 0\}$$

The dynamics of the z direction are not relevant in this scenario so we assume that an electron moves only in the $x - y$ plane. Then, the Hamiltonian in (1) becomes:

$$H = \frac{1}{2m} \left(-\hbar^2 \frac{\partial^2}{\partial x^2} + \left(-i\hbar \frac{\partial}{\partial y} - qBx \right)^2 \right) \quad (38)$$

with $m = 0.067m_0$ is the effective mass for an electron in a GaAs semiconductor. Since this Hamiltonian (38) has translational invariance in the y directions, the component of the energy eigenstate in the y direction will be a plane wave. On the other hand, it is well-known that the global energy eigenstates of (38) correspond to those of a displaced harmonic oscillator, defined by two quantum numbers n and k_y , as:

$$\psi_{n,k_y}(x, y) = \frac{1}{\mathcal{N}} H_n((x - x_y)/l) e^{-\frac{m\omega}{2\hbar}(x - x_y)^2} e^{ik_y y} \quad (39)$$

with \mathcal{N} a normalization constant, $\omega = \frac{eB}{m} = 0.49$ Trad/s the cyclotron frequency of the harmonic oscillator, $x_y = k_y l^2 = 40.8$ nm the displacement of the harmonic oscillator, $l = \sqrt{\frac{\hbar}{eB}} = 58$ nm the length and $H_n(x)$ the usual Hermite polynomial wavefunctions of order n of the harmonic oscillator [76, 77]. The energy of such a Hamiltonian eigenstate is given by $E_{n,k_y} = \hbar\omega \left(\frac{1}{2} + n \right)$. Since we are interested in initial states that are eigenvalues of the velocity operator, we consider a superposition of 10 energy eigenstates in (39), all with the same $k_y = 0.0118 \text{ nm}^{-1}$:

$$\psi_H(x, y, t) = \sum_{n=0}^9 c_{n,k_y}(t) \psi_{n,k_y}(x, y), \quad (40)$$

By construction, the state (40) is an eigenstate of the velocity in the y -direction, but not in the x direction. Thus, we only focus on the x -component of expression (37).

In Fig. 5, we have plotted the probability distribution of $|\psi_H(x, y, t)|^2$ at the initial ($t = 0$ ps) and final ($t = t_f = 20$ ps) times. We also plot a set of 10 Bohmian trajectory $x_B(t)$ whose velocity in the x -component $v_{B,x}(x, y, t)$ is computed from the x -component of the weak value in (26) as:

$$v_{B,x} = \text{Re} \left\{ \frac{\langle x, y | \hat{V}_x | \psi_H(t) \rangle}{\langle x, y | \psi_H(t) \rangle} \right\} = \frac{\hbar}{m} \text{Im} \left(\frac{\frac{\partial \Psi_H(x, y, t)}{\partial x}}{\Psi_H(x, y, t)} \right) \quad (41)$$

and velocity in the y -component $v_{B,y}(x, y, t)$ is computed from the y -component of the weak value in (26) as:

$$\begin{aligned} v_{B,y} &= \text{Re} \left\{ \frac{\langle x, y | \hat{V}_y | \psi_H(t) \rangle}{\langle x, y | \psi_H(t) \rangle} \right\} \\ &= \frac{\hbar}{m} \text{Im} \left(\frac{\frac{\partial \Psi_H(x, y, t)}{\partial y}}{\Psi_H(x, y, t)} \right) - \frac{e B x}{m} \end{aligned} \quad (42)$$

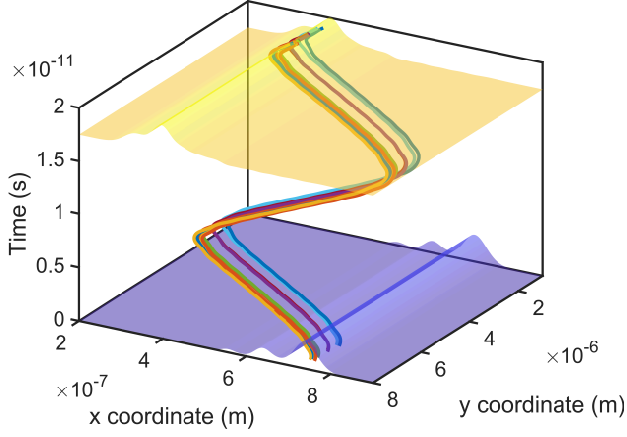


FIG. 5. Probability distribution in the $x - y$ space for the quantum state $|\psi_H(x, y, t)|^2$ in Eq. (40) at times 0 and 0.2 ps. A set of 10 Bohmian trajectories (corresponding to different 10 experiments) are computed by time-integrating the (x -velocity) weak value in Eq. (41) and the (y -velocity) weak value in Eq. (42). In the numerical simulation, the spatial grid is 0.5 nm in both spatial directions and the temporal grid is 0.01 fs.

Both weak values (velocities) are plotted in blue in Figs. 6 and 7. Due to the magnetic field and the quantum state $\psi_H(x, y, t)$, the Bohmian trajectories show oscillations with a period of 12 ps (corresponding to the mentioned $\omega = \frac{eB}{m} = 0.49$ Trad/s) in the x -direction (as seen in the positive and negative x -velocities in Fig. 7) and the same oscillation with a net translation in the y -direction (as seen in the negative y -velocities in Fig. 6).

In Fig. 6, we have also plotted, in orange, the numerical evaluation of the time derivative of the velocity in (42). Such first-order derivative of the velocity corresponds to the second-order derivative of the position of the trajectories plotted in Fig. 5, as indicated in (29), i.e., $\frac{\partial \mathcal{W}(y, t_2, t_1 || x, y, |\psi_H\rangle)}{\partial t_2} = \mathcal{W}(v_y, 0, t_1 || x, y, |\psi_H\rangle) = v_{B,y}(x, y, t_1)$. Notice that (first and second order) time-derivative of weak values are done using consecutive weak values separated by 0.01 fs. Finally, in Fig. 7, we have plotted the predicted value of the magnetic field through the expression:

$$B \approx -\frac{m \frac{dv_{B,y}(x,y,t)}{dt}}{q v_{B,x}(t)}, \quad (43)$$

There is an excellent agreement between the magnetic field $B = 0.19$ T and the value predicted through the time derivative of weak values in (35).

The result in (43) can be alternatively justified from a Bohmian perspective, as follows. The first term of the velocity in the y direction in (42) can be considered roughly as a constant for a plane wave $\frac{\hbar}{m} \text{Im} \left(\frac{\partial \Psi_H(x,y,t)}{\Psi_H(x,y,t)} \right) = \frac{\hbar k_y}{m}$, where the mentioned quantum potential becomes negli-

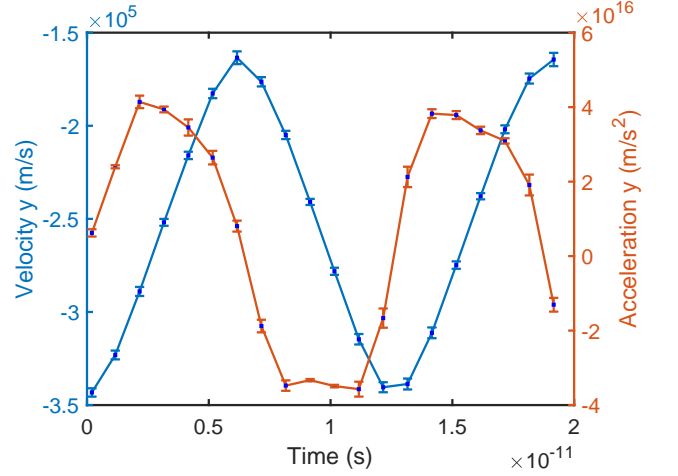


FIG. 6. In blue, mean value and standard deviation of the y -velocity of the 10 trajectories/experiments in Fig. 5 at 20 different times (left axis) computed from the weak value in Eq. (42), which also corresponds to the (first order) time derivative of the weak value of the y -position post-selected in y -position. In orange, the mean value and standard deviation of the y -acceleration of the 10 trajectories/experiments in Fig. 5 at 20 different times (right axis) computed by the time-derivative of the y -velocity, which also corresponds to the (second order) time derivative of the weak value of the y -position post-selected in the y -position.

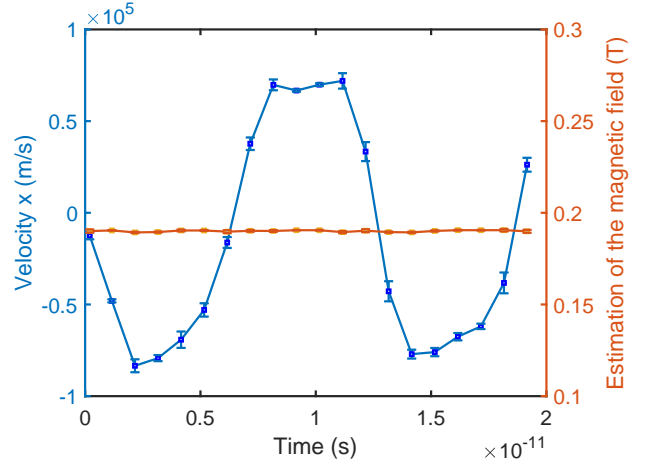


FIG. 7. In blue, mean value and standard deviation of the x -velocity of the 10 trajectories/experiments in Fig. 5 at 20 different times (left axis) computed from the weak value in Eq. (41), which corresponds to the (first order) time derivative of the weak value of the x -position post-selected in x -position. In orange, the mean value and standard deviation of the predicted value of the magnetic field are computed from the expression (43) of the 10 trajectories/experiments in Fig. 5. Notice that all values can be computed from the weak value of the position post-selected in position and their (first or second-order) time-derivative.

gible. Thus, the acceleration of the Bohmian velocity in (42) becomes just $\frac{dv_{B,y}(x,y,t)}{dt} = -\frac{eB}{m}V_{B,x}$ which is another way of rewriting the expected result in (43).

VI. CONCLUSIONS

In physics, the time derivative of a property frequently gives rise to another meaningful property. For example, in classical mechanics, the knowledge of the position allows one to predict the value of the velocity without measuring it, just by taking a first-order time derivative of the position as a function of time. Even the acceleration of a system (related to the forces acting on the system) can be anticipated from the second-order time derivatives of the position. Since weak values offer empirical insights that cannot be derived from expectation values, this paper investigates what physical insight can be obtained from the time derivative of weak values.

A time derivative of a gauge-invariant weak value is not always either a weak value or a gauge-invariant quantity. The necessary conditions for the gauge invariance (i.e., empirical observability) of weak values (**C1**, **C2**, **C3**) are presented in this paper. There are weak values in the literature that do not satisfy these conditions, as shown in table I and discussed in Sec. V. In addition, two more conditions (**C4**, **C5**) are presented to ensure that the time derivative of a gauge-invariant weak value also becomes a gauge-invariant weak value. In particular, the condition **C4** is applicable to LHD and condition **C5** to RHD.

Such a gauge-invariant time-derivative of weak values can be used, for example, to deduce a local Ehrenfest-like theorem as follows: one measured weak value (position) provides information on two other unmeasured weak values obtained through first-order (velocity) and second-order (acceleration) time derivatives of the first weak value. The conditions discussed in this paper for the empirical observability of weak values (**C1**, **C2**, **C3**) and their time-derivatives (**C4** for LHD and **C5** for RHD) should serve as a guide for experimentalists, assisting them in translating novel theoretical predictions into laboratory setups for new quantum technologies. For example, the time derivatives of weak values unravel the local position dependence of Ehrenfest's results. An electromagnetic field quantum sensor at a local position and time is proposed, utilizing the (post-processing) numerical LHD and RHD evaluation of a weak value of the position.

Apart from the practical utility mentioned above, these findings elucidate the role of weak values in explaining

quantum phenomena and reveal some asymmetry between position and momentum. As a vector space does not single out any basis, the coordinate or momentum representations of the wave function are considered arbitrary and sometimes conceived as a fundamental symmetry of nature. However, this fundamental symmetry appears to be broken when dealing with the empirical observability (gauge invariance) of weak values in the laboratory. The LHD and RHD of weak values are imbued with a *natural* physical meaning when they become gauge-invariant. This happens when dealing with position (and velocity defined as time-derivative of position) unlike what happens with momentum. These conclusions are grounded in the typical Hamiltonians found in nature, where the roles of position and momentum operators are not symmetrical [5], together with the fact that gauge transformations are defined in position, not in momentum.

In this paper, the electric and magnetic fields are treated as external elements of the single-particle Schrödinger equation: the simulated particle used to compute the weak value (which later senses the electromagnetic fields) is affected by these fields, but the fields themselves are not affected by the particle. The electromagnetic fields are generated by other particles that are not explicitly simulated. Including these other particles, together with the electron used for sensing, in a many-particle Schrödinger equation, together with the quantization of the electromagnetic fields [78], would imply a significant increase in the computational burden needed to extract numerical predictions [8], but it would not modify the conclusions elaborated in this paper. Thus, the quantum sensors described here are able to measure the full quantum electric $\mathbf{E}(\mathbf{x}, t)$ and magnetic $\mathbf{B}(\mathbf{x}, t)$ fields. The possibility of measuring how the quantum electromagnetic fields are distributed in space and time is not a classical reminiscence, but a demonstration of the richness of characterizing quantum systems by local-in-position weak values rather than ensemble values.

ACKNOWLEDGMENTS

The work has benefited from discussions with Xabier Oianguren-Asua. This research was funded by Spain's Ministerio de Ciencia, Innovación y Universidades under Grants PID2021-127840NB-I00 (MICINN/AEI/FEDER, UE) and PDC2023-145807-I00 (MICINN/AEI/FEDER, UE), and European Union's Horizon 2020 research and innovation program under Grant 881603 GrapheneCore3.

Appendix A: Gauge invariance of the Schrödinger equation

One can show how the structure of the Schrödinger equation (in the Coulomb gauge) in (2) in the paper, and rewritten in the right-hand side of (A1), is equivalent to the Schrödinger equation in another gauge (changing $A \rightarrow A^g$,

$\mathbf{A} \rightarrow \mathbf{A}^g$ and $\psi \rightarrow \psi^g$) as written in the left-hand side of (A1):

$$i\hbar \frac{\partial \psi^g}{\partial t} = \underbrace{\left(\frac{1}{2m} (\hat{\mathbf{P}} - q\mathbf{A}^g)^2 + qA^g \right)}_{\hat{H}^g} \psi^g \quad \rightarrow \quad i\hbar \frac{\partial \psi}{\partial t} = \underbrace{\left(\frac{1}{2m} (\hat{\mathbf{P}} - q\mathbf{A})^2 + qA \right)}_{\hat{H}} \psi. \quad (\text{A1})$$

First, using (3) and (5) in the paper, one can show

$$(\hat{\mathbf{P}} - q\mathbf{A}^g)^2 \psi^g = e^{i\frac{q}{\hbar}g} (\hat{\mathbf{P}} - q\mathbf{A})^2 \psi. \quad (\text{A2})$$

By using $-i\hbar \nabla \psi^g = e^{i\frac{q}{\hbar}g} (-i\hbar \nabla \psi + q(\nabla g)\psi)$, we get:

$$(\hat{\mathbf{P}} - q\mathbf{A}^g) \psi^g = -i\hbar \nabla \psi^g - q\mathbf{A} \psi^g - q(\nabla g) \psi^g = e^{i\frac{q}{\hbar}g} (-i\hbar \nabla - q\mathbf{A}) \psi. \quad (\text{A3})$$

By defining $\phi = (\hat{\mathbf{P}} - q\mathbf{A})\psi$, it is straightforward to show that (A2) is satisfied, $(\hat{\mathbf{P}} - q\mathbf{A}^g)^2 \psi^g = (\hat{\mathbf{P}} - q\mathbf{A}^g) e^{i\frac{q}{\hbar}g} \phi$, by re-using the result (A3) with ψ substituted by $\phi = (\hat{\mathbf{P}} - q\mathbf{A})\psi$.

Second, using (3) in the paper, we evaluate:

$$qA^g \psi^g = (qA - q \frac{\partial g}{\partial t}) \psi^g = e^{i\frac{q}{\hbar}g} \left(qA - q \frac{\partial g}{\partial t} \right) \psi. \quad (\text{A4})$$

Joining (A2) and (A4) we get:

$$H^g \psi^g = e^{i\frac{q}{\hbar}g} \left(H - q \frac{\partial g}{\partial t} \right) \psi, \quad (\text{A5})$$

which is equivalent to Eq. (4) written in the paper. Third, we evaluate $\frac{\partial \psi^g}{\partial t}$ as:

$$\frac{\partial \psi^g}{\partial t} = e^{i\frac{q}{\hbar}g} \left(\frac{\partial \psi}{\partial t} + i \frac{q}{\hbar} \frac{\partial g}{\partial t} \psi \right). \quad (\text{A6})$$

Finally, putting (A5) and (A6) together and eliminating $e^{i\frac{q}{\hbar}g}$, (2) in the paper (The Coulomb gauge Schrodinger equation). i.e., the right-hand side of (A1), is exactly recovered.

Notice that, even when $\mathbf{A} = 0$ and $A = 0$ in the right-hand side of (A1), we get $\mathbf{A}^g = \nabla g$ and $A^g = -\partial g / \partial t$ in the left-hand side of (A1). Thus, the electromagnetic potentials are present in the left-hand side of (A1), even when we do not write them in the (Coulomb gauge) right-hand side of (A1). A similar development about the gauge invariance of the Schrodinger equation and gauge dependence of the Hamiltonian can be found in many textbooks. For example in Refs. [51–53].

Appendix B: Gauge dependence of the time evolution operator

From the left-hand side of (6) in the paper, one gets the result:

$$\psi^g(\mathbf{x}, t_1) = \langle \mathbf{x} | \hat{G}(t_1) \hat{U}_1 \hat{G}(0)^\dagger \hat{G}(0) | \psi(0) \rangle = \langle \mathbf{x} | \hat{G}(t_1) \hat{U}_1 | \psi(0) \rangle = e^{i\frac{q}{\hbar}g} \psi(\mathbf{x}, t_1). \quad (\text{B1})$$

Notice that different operators are evaluated at different times. This result is already discussed in Ref. [65]. Now, we want to show that the same result (B1) is obtained from the right-hand side of (6) in the paper. That is:

$$\psi^g(\mathbf{x}, t_1) = \langle \mathbf{x} | \hat{\mathbb{T}} e^{-\frac{i}{\hbar} \int_0^{t_1} H(\mathbf{A}^g, A^g) dt} | \mathbf{x} \rangle \psi^g(\mathbf{x}, 0). \quad (\text{B2})$$

Notice that the Hamiltonian in Eq. (4) is explicitly time-dependent because of $g(\mathbf{x}, t)$. The time ordering integral operator in (6) can be defined as

$$\hat{\mathbb{T}} e^{-\frac{i}{\hbar} \int_0^{t_1} \hat{H}(\mathbf{A}^g, A^g) dt} := \lim_{N \rightarrow \infty} \prod_{n=0}^{N-1} e^{-i \tau \frac{\hat{H}^g(n\tau)}{\hbar}} \quad (\text{B3})$$

when the time interval $[0, t_1]$ is divided into N infinitesimal time steps $\tau = t_1/N$ with $\hat{H}^g(n\tau) = \hat{H}(\mathbf{A}^g(n\tau), A^g(n\tau))$.

To show (B2), let us start by showing its validity when $t_1 = \tau$, with τ a very small time step ($N \rightarrow 0$). From (6) in the paper and $|\psi^g(t_1)\rangle = \hat{U}_1^g|\psi^g(0)\rangle$, we get $\psi^g(\tau) = e^{-i\frac{\tau H^g(0)}{\hbar}}\psi^g(0) = e^{-i\frac{\tau H^g(0)}{\hbar}}e^{i\frac{qg(0)}{\hbar}}\psi(0)$. Neglecting terms on the order $\mathcal{O}(\tau^2)$, we have $e^{-i\frac{\tau H^g(0)}{\hbar}} = \mathbb{1} - i\frac{\tau}{\hbar}H^g(0)$. Then, we get $\psi^g(\tau) = e^{i\frac{qg(0)}{\hbar}}\psi(0) - i\frac{\tau}{\hbar}H^g(0)e^{i\frac{qg(0)}{\hbar}}\psi(0)$. From the Hamiltonian in Eq. (4), and demonstrated in (A5), we have $\hat{H}^g(0)e^{i\frac{qg(0)}{\hbar}}\psi(0) = e^{i\frac{qg(0)}{\hbar}}\left(H(0) - q\frac{\partial g}{\partial t}\right)\psi(0)$, where $\frac{\partial g}{\partial t} = \left.\frac{\partial g(\mathbf{x}, t)}{\partial t}\right|_{t=0}$. Then, we get:

$$\psi^g(\tau) = e^{i\frac{qg(0)}{\hbar}}\psi(0) \left(\mathbb{1} - i\frac{\tau}{\hbar}H(0) + i\frac{q\tau}{\hbar}\frac{\partial g}{\partial t} \right). \quad (\text{B4})$$

Let us now show that (B4) can be identically recovered from (B1). By using a first order Taylor expansion, we get $e^{i\frac{q}{\hbar}g(\tau)} = e^{i\frac{q}{\hbar}g(0)} \left(\mathbb{1} + i\frac{q\tau}{\hbar}\frac{\partial g}{\partial t} \right)$, and $\hat{U}_\tau = \left(\mathbb{1} - i\frac{\tau}{\hbar}H(0) \right)$. Their product acting on the wave function gives:

$$\begin{aligned} e^{i\frac{q}{\hbar}g(\tau)}\hat{U}_\tau\psi(0) &= e^{i\frac{q}{\hbar}g(0)} \left(\mathbb{1} + i\frac{q\tau}{\hbar}\frac{\partial g}{\partial t} \right) \left(\mathbb{1} - i\frac{\tau}{\hbar}H(0) \right) \psi(0) \\ &= e^{i\frac{q}{\hbar}g(0)}\psi(0) \left(\mathbb{1} + i\frac{q\tau}{\hbar}\frac{\partial g}{\partial t} - i\frac{\tau}{\hbar}H(0) + \frac{q\tau^2}{\hbar^2}\frac{\partial g}{\partial t}H(0) \right). \end{aligned} \quad (\text{B5})$$

Then, neglecting terms on the order $\mathcal{O}(\tau^2)$, which in this case is just the last summand in the second line of (B5), we reproduce (B4). Thus, we have shown that:

$$\psi^g(\tau) = e^{i\frac{q}{\hbar}g(\tau)}e^{-i\frac{\tau H(0)}{\hbar}}\psi(0) = e^{i\frac{q}{\hbar}g(\tau)}\psi(\tau).$$

By repeating the same arguments for each infinitesimal time interval τ in (B3), we get (B1).

Appendix C: Gauge invariance of time derivative of expectation values

From $\mathcal{E}(o, t|\psi)$ defined in Eq. (7) in the paper, its time derivative gives:

$$\frac{\partial \mathcal{E}(o, t|\psi)}{\partial t} = \langle \Psi(0) | \frac{\partial \hat{U}^\dagger(t)}{\partial t} \hat{O} \hat{U}(t) | \Psi(0) \rangle + \langle \Psi(0) | \hat{U}^\dagger(t) \frac{\partial \hat{O}}{\partial t} \hat{U}(t) | \Psi(0) \rangle + \langle \Psi(0) | \hat{U}^\dagger(t) | \hat{O} \frac{\partial \hat{U}(t)}{\partial t} | \Psi(0) \rangle. \quad (\text{C1})$$

Putting (8) of the paper, and its complex conjugate, in (C1), we get:

$$\frac{\partial \mathcal{E}(o, t|\psi)}{\partial t} = \langle \Psi(t) | \left(\frac{i}{\hbar} [\hat{H}, \hat{O}] + \frac{\partial \hat{O}}{\partial t} \right) | \Psi(t) \rangle = \langle \Psi(t) | \hat{C} | \Psi(t) \rangle,$$

where we have defined:

$$\hat{C} := \frac{i}{\hbar} [\hat{H}, \hat{O}] + \frac{\partial \hat{O}}{\partial t}. \quad (\text{C2})$$

Next, we evaluate the gauge invariance of \hat{C} assuming the accomplishment of **C1** in the paper for the operator $\hat{O}^g := \hat{G}\hat{O}\hat{G}^\dagger$. Using $\frac{\partial \hat{G}(t)}{\partial t} = e^{i\frac{q}{\hbar}g}i\frac{q}{\hbar}\frac{\partial g}{\partial t}$ from the definition in the text, we get:

$$\begin{aligned} \frac{i}{\hbar} [\hat{H}^g, \hat{O}^g] + \frac{\partial \hat{O}^g}{\partial t} &= \frac{i}{\hbar} \hat{H}^g \hat{G} \hat{O} \hat{G}^\dagger - \frac{i}{\hbar} \hat{G} \hat{O} \hat{G}^\dagger \hat{H}^g + \hat{G} \frac{\partial \hat{O}}{\partial t} \hat{G}^\dagger + \frac{iq}{\hbar} \left(\hat{G} \frac{\partial g}{\partial t} \hat{O} \hat{G}^\dagger - \hat{G} \hat{O} \frac{\partial g}{\partial t} \hat{G}^\dagger \right) \\ &= \frac{i}{\hbar} \hat{G} \hat{H} \hat{O} \hat{G}^\dagger - \frac{iq}{\hbar} \hat{G} \frac{\partial g}{\partial t} \hat{O} \hat{G}^\dagger - \frac{i}{\hbar} \hat{G} \hat{O} \hat{H} \hat{G}^\dagger + \frac{iq}{\hbar} \hat{G} \hat{O} \frac{\partial g}{\partial t} \hat{G}^\dagger + \hat{G} \frac{\partial \hat{O}}{\partial t} \hat{G}^\dagger + \frac{iq}{\hbar} \left(\hat{G} \frac{\partial g}{\partial t} \hat{O} \hat{G}^\dagger - \hat{G} \hat{O} \frac{\partial g}{\partial t} \hat{G}^\dagger \right) \\ &= \frac{i}{\hbar} \hat{G} [\hat{H}, \hat{O}] \hat{G}^\dagger + \hat{G} \frac{\partial \hat{O}}{\partial t} \hat{G}^\dagger = \hat{G} \left(\frac{i}{\hbar} [\hat{H}, \hat{O}] + \frac{\partial \hat{O}}{\partial t} \right) \hat{G}^\dagger, \end{aligned} \quad (\text{C3})$$

Eq. (A5) has been used written here as: $H^g\psi^g = H^g\hat{G}\psi = \hat{G}\left(H - q\frac{\partial g}{\partial t}\right)\psi = \hat{G}\left(H - q\frac{\partial g}{\partial t}\right)\hat{G}^\dagger\psi^g$. Thus, we showed the gauge invariance of the time derivative of the expectation value $\langle \Psi^g(t) | \hat{C}^g | \Psi^g(t) \rangle = \langle \Psi(t) | \hat{C} | \Psi(t) \rangle$. A similar development can be found in Ref. [51, 53].

Appendix D: Left time derivative of weak values in Eq.13

From the definition of $\mathcal{W}(o, t_2, t_1 | f, |\psi\rangle)$ in Eq. (11), we compute the left time derivative (LHD) by shifting the time axis as seen 1(c). Such shift just simplifies the identification of the relevant times, without physical implications. We have to evaluate the time derivative of \hat{U}_2 and $\hat{O}(-t_2)$ as:

$$\begin{aligned} \left. \frac{\partial \mathcal{W}(o, t_2, t_1 | f, |\psi\rangle)}{\partial t_2} \right|_{t_2^- = 0} &= \text{Re} \left\{ \frac{\partial}{\partial t_2} \frac{\langle f | \hat{U}_2 \hat{O} \hat{U}_1 | \psi \rangle}{\langle f | \hat{U}_2 \hat{U}_1 | \psi \rangle} \right\} \\ &= \text{Re} \left\{ \frac{\langle f | \frac{\partial \hat{U}_2}{\partial t_2} \hat{O} \hat{U}_1 | \psi \rangle}{\langle f | \hat{U}_1 | \psi \rangle} + \frac{\langle f | \frac{\partial \hat{O}}{\partial t_2} \hat{U}_1 | \psi \rangle}{\langle f | \hat{U}_1 | \psi \rangle} - \frac{\langle f | \hat{O} \hat{U}_1 | \psi \rangle}{\langle f | \hat{U}_1 | \psi \rangle} \frac{\langle f | \frac{\partial \hat{U}_2}{\partial t_2} \hat{U}_1 | \psi \rangle}{\langle f | \hat{U}_1 | \psi \rangle} \right\}. \end{aligned}$$

We use $t_2^- = 0$ to indicate that we are approaching $t = 0$ by the left as seen in Fig. 1(c). Notice that $|f\rangle$ is an eigenstate of \hat{F} at time $t = 0$ (not at time $t = -t_1 - t_2$). Using (8), we get:

$$\left. \frac{\partial \mathcal{W}(o, t_2, t_1 | f, |\psi\rangle)}{\partial t_2} \right|_{t_2^- = 0} = \text{Re} \left\{ \frac{i}{\hbar} \frac{\langle f | \hat{H} \hat{O} \hat{U}_1 | \psi \rangle}{\langle f | \hat{U}_1 | \psi \rangle} + \frac{\langle f | \frac{\partial \hat{O}}{\partial t_2} \hat{U}_1 | \psi \rangle}{\langle f | \hat{U}_1 | \psi \rangle} - \frac{i}{\hbar} \frac{\langle f | \hat{O} \hat{U}_1 | \psi \rangle}{\langle f | \hat{U}_1 | \psi \rangle} \frac{\langle f | \hat{H} \hat{U}_1 | \psi \rangle}{\langle f | \hat{U}_1 | \psi \rangle} \right\}. \quad (\text{D1})$$

We discuss properties obtained by evaluating all derivatives at $t_2 = 0$ (so that we have eliminated the t_2 dependence in the developments after the first derivative). This implies that a second-time derivative cannot be done on t_2 on expression (D1), but can still be done on t_1 as done in the paper.

Notice that the time derivative of the weak value has some additional complexities not present in the time derivative of an expectation value: (i) the expectation value in Eq. (7) in the paper can be defined as $\langle \psi | \hat{U}(t_1)^\dagger \hat{O} \hat{U}(t_1) | \psi \rangle / \langle \psi | \hat{U}(t_1)^\dagger \hat{U}(t_1) | \psi \rangle$, where the denominator of the expectation value is just the norm of the state, which is time-independent (while the denominator of the weak value in Eq. (11) in the paper is explicitly time-dependent), (ii) Instead of $\langle \psi | \hat{U}(t_1)^\dagger$ in (7), we use $\langle f | \hat{U}_2$ in (D1).

By using $\hat{H} \hat{O} = [\hat{H}, \hat{O}] + \hat{O} \hat{H}$, we can rewrite (D1) as:

$$\left. \frac{\partial \mathcal{W}(o, t_2, t_1 | f, |\psi\rangle)}{\partial t_2} \right|_{t_2^- = 0} = \text{Re} \left\{ \frac{\langle f | \hat{C} \hat{U}_1 | \psi \rangle}{\langle f | \hat{U}_1 | \psi \rangle} + \frac{i}{\hbar} \frac{\langle f | \hat{O} \hat{H} \hat{U}_1 | \psi \rangle}{\langle f | \hat{U}_1 | \psi \rangle} - \frac{i}{\hbar} \frac{\langle f | \hat{O} \hat{U}_1 | \psi \rangle}{\langle f | \hat{U}_1 | \psi \rangle} \frac{\langle f | \hat{H} \hat{U}_1 | \psi \rangle}{\langle f | \hat{U}_1 | \psi \rangle} \right\}, \quad (\text{D2})$$

where $\hat{C} := \frac{i}{\hbar} [\hat{H}, \hat{O}] + \frac{\partial \hat{O}}{\partial t}$. We have assumed here that the LHD and the RHD of \hat{O} are identical so that the time-derivative of the operator is well-defined. We have demonstrated in the previous Appendix C that the operator \hat{C} is gauge-invariant. Then, $\langle f | \hat{C} | \psi \rangle$ is also gauge-invariant when \hat{F} and \hat{O} satisfy **C1** and **C3**. The same is true for $\langle f | \hat{C} \hat{U}_1 | \psi \rangle$ by just interpreting $\hat{U}_1 | \psi \rangle$ as a new wave function. Thus, we have to check the gauge dependence of the other terms. We define the difference of these terms between the Coulomb gauge and a different gauge as ΔG , which is given by:

$$\begin{aligned} \Delta G &= \frac{\langle f | \hat{O} \hat{H} \hat{U}_1 | \psi \rangle}{\langle f | \hat{U}_1 | \psi \rangle} - \frac{\langle f | \hat{O} \hat{U}_1 | \psi \rangle}{\langle f | \hat{U}_1 | \psi \rangle} \frac{\langle f | \hat{H} \hat{U}_1 | \psi \rangle}{\langle f | \hat{U}_1 | \psi \rangle} \\ &\quad - \left(\frac{\langle f^g | \hat{O}^g \hat{H}^g \hat{U}_1^g | \psi^g \rangle}{\langle f^g | \hat{U}_1^g | \psi^g \rangle} - \frac{\langle f^g | \hat{O}^g \hat{U}_1^g | \psi^g \rangle}{\langle f^g | \hat{U}_1^g | \psi^g \rangle} \frac{\langle f^g | \hat{H}^g \hat{U}_1^g | \psi^g \rangle}{\langle f^g | \hat{U}_1^g | \psi^g \rangle} \right). \end{aligned} \quad (\text{D3})$$

We get $\langle f | \hat{U}_1 | \psi \rangle = \langle f^g | \hat{U}_1^g | \psi^g \rangle$ and $\langle f | \hat{O} \hat{U}_1 | \psi \rangle = \langle f^g | \hat{O}^g \hat{U}_1^g | \psi^g \rangle$. Now we evaluate $\langle f^g | \hat{O}^g \hat{H}^g \hat{U}_1^g | \psi^g \rangle$ using Eq. (4) in the paper, $\langle f^g | \hat{O}^g \hat{H}^g \hat{U}_1^g | \psi^g \rangle = \langle f | \hat{O} \hat{H} \hat{U}_1 | \psi \rangle - q \int d\mathbf{x} \langle f | \hat{O} | \mathbf{x} \rangle \frac{\partial g(\mathbf{x}, t)}{\partial t} \langle \mathbf{x} | \hat{U}_1 | \psi \rangle$. Identically, we have: $\langle f^g | \hat{H}^g \hat{U}_1^g | \psi^g \rangle = \langle f | \hat{H} \hat{U}_1 | \psi \rangle - q \int d\mathbf{x} \langle f | \mathbf{x} \rangle \frac{\partial g(\mathbf{x}, t)}{\partial t} \langle \mathbf{x} | \hat{U}_1 | \psi \rangle$. Then (D3) can be rewritten as:

$$\begin{aligned} \Delta G &= q \frac{\int d\mathbf{x} \left(\langle f | \hat{O} | \mathbf{x} \rangle - \frac{\langle f | \hat{O} \hat{U}_1 | \psi \rangle}{\langle f | \hat{U}_1 | \psi \rangle} \langle f | \mathbf{x} \rangle \right) \frac{\partial g(\mathbf{x}, t)}{\partial t} \langle \mathbf{x} | \hat{U}_1 | \psi \rangle}{\langle f | \hat{U}_1 | \psi \rangle} \\ &= q \frac{\int d\mathbf{x} (\mathcal{W}(o | f, | \mathbf{x} \rangle) - \mathcal{W}(o, 0, t_1 | f, |\psi\rangle)) \langle f | \mathbf{x} \rangle \frac{\partial g(\mathbf{x}, t)}{\partial t} \langle \mathbf{x} | \hat{U}_1 | \psi \rangle}{\langle f | \hat{U}_1 | \psi \rangle}, \end{aligned} \quad (\text{D4})$$

where we have used $\langle f|\hat{O}|\mathbf{x}\rangle = \mathcal{W}(o, 0, 0||f\rangle, |\mathbf{x}\rangle)\langle f|\mathbf{x}\rangle$. In general $\mathcal{W}(o, 0, 0||f\rangle, |\mathbf{x}\rangle) \neq \mathcal{W}(o, 0, t_1||f\rangle, |\psi\rangle)$ because $|\mathbf{x}\rangle \neq |\psi\rangle$ so that the right-hand side of (D1) is gauge-dependent and it cannot be measured. The fact that (D2) only consider $\text{Re}\{\Delta G\}$, while the discussion is done for $\Delta G = \text{Re}\{\Delta G\} + i \text{Im}\{\Delta G\}$ does not modify the conclusions because, unless we use very exotic wave functions, in general, ΔG has a real part different from zero.

However, in the particular case that $[\hat{F}, \hat{O}] = 0$ and both operators satisfy **C1** and **C3**, then $\langle f|\hat{O} = o\langle f|$ in (D4) where o is the eigenvalue of $\langle f|$, which is an eigenstate of \hat{O} , so that $\Delta G = 0$. In these particular conditions, the expression (D1) is gauge-invariant and it can be measured in the laboratory. Then, it can be compactly written as:

$$\left. \frac{\partial \mathcal{W}(o, t_2, t_1||f\rangle, |\psi\rangle)}{\partial t_2} \right|_{t_2^- = 0} = \text{Re} \left\{ \frac{\langle f|\hat{C}\hat{U}_1|\psi\rangle}{\langle f|\hat{U}_1|\psi\rangle} \right\},$$

where we have used $\langle f|\hat{O}\hat{U}_1|\psi\rangle = o\langle f|\hat{U}_1|\psi\rangle$ and $o\langle f|\hat{H}\hat{U}_1|\psi\rangle = \langle f|\hat{O}\hat{H}\hat{U}_1|\psi\rangle$ and the definitions in (C2).

Appendix E: Right time-derivative of weak values in Eq. 15

From the definition of $\mathcal{W}(o, t_2, t_1||f\rangle, |\psi\rangle)$ in Eq. (11), we compute the right time derivative (RHD) by using the time axis as seen 1(b). Such shift just simplifies the identification of the relevant times, without physical implications. We get:

$$\begin{aligned} & \left. \frac{\partial \mathcal{W}(o, t_2, t_1||f\rangle, |\psi\rangle)}{\partial t_1} \right|_{t_1^+ = 0} = \text{Re} \left\{ \frac{\partial}{\partial t_1} \frac{\langle f|\hat{U}_2\hat{O}\hat{U}_1|\psi\rangle}{\langle f|\hat{U}_2\hat{U}_1|\psi\rangle} \right\} \\ & = \text{Re} \left\{ \frac{\langle f|\hat{U}_2\hat{O}\frac{\partial \hat{U}_1}{\partial t_1}|\psi\rangle}{\langle f|\hat{U}_2|\psi\rangle} + \frac{\langle f|\hat{U}_2\frac{\partial \hat{O}}{\partial t_1}|\psi\rangle}{\langle f|\hat{U}_2|\psi\rangle} - \frac{\langle f|\hat{U}_2\hat{O}|\psi\rangle}{\langle f|\hat{U}_2|\psi\rangle} \frac{\langle f|\hat{U}_2\frac{\partial \hat{U}_1}{\partial t_1}|\psi\rangle}{\langle f|\hat{U}_2|\psi\rangle} \right\}. \end{aligned}$$

We use $t_1^+ = 0$ to indicate that we are approaching $t = 0$ by the right as seen in Fig. 1(b). Notice that $|f\rangle$ is an eigenstate of \hat{F} at time $t = t_1 + t_2$. Using (8) in the text, where all time derivatives are evaluated at a time equal to zero, we get:

$$\left. \frac{\partial \mathcal{W}(o, t_2, t_1||f\rangle, |\psi\rangle)}{\partial t_1} \right|_{t_1^+ = 0} = \text{Re} \left\{ -\frac{i}{\hbar} \frac{\langle f|\hat{U}_2\hat{O}\hat{H}|\psi\rangle}{\langle f|\hat{U}_2|\psi\rangle} + \frac{\langle f|\hat{U}_2\frac{\partial \hat{O}}{\partial t_1}|\psi\rangle}{\langle f|\hat{U}_2|\psi\rangle} + \frac{i}{\hbar} \frac{\langle f|\hat{U}_2\hat{O}|\psi\rangle}{\langle f|\hat{U}_2|\psi\rangle} \frac{\langle f|\hat{U}_2\hat{H}|\psi\rangle}{\langle f|\hat{U}_2|\psi\rangle} \right\}. \quad (\text{E1})$$

By using $-\hat{O}\hat{H} = [\hat{H}, \hat{O}] - \hat{H}\hat{O}$, we can rewrite (E1) as:

$$\left. \frac{\partial \mathcal{W}(o, t_2, t_1||f\rangle, |\psi\rangle)}{\partial t_1} \right|_{t_1^+ = 0} = \text{Re} \left\{ \frac{\langle f|\hat{U}_2\hat{C}|\psi\rangle}{\langle f|\hat{U}_2|\psi\rangle} - \frac{i}{\hbar} \frac{\langle f|\hat{U}_2\hat{H}\hat{O}|\psi\rangle}{\langle f|\hat{U}_2|\psi\rangle} + \frac{i}{\hbar} \frac{\langle f|\hat{U}_2\hat{O}|\psi\rangle}{\langle f|\hat{U}_2|\psi\rangle} \frac{\langle f|\hat{U}_2\hat{H}|\psi\rangle}{\langle f|\hat{U}_2|\psi\rangle} \right\}, \quad (\text{E2})$$

where $\hat{C} := \frac{i}{\hbar}[\hat{H}, \hat{O}] + \frac{\partial \hat{O}}{\partial t}$. We have assumed here that the LHD and the RHD of \hat{O} are identical so that the time-derivative of the operator is well-defined. We have demonstrated in Appendix C that \hat{C} is gauge-invariant. Then one can show that $\langle f|\hat{U}_2\hat{C}|\psi\rangle$ is also gauge-invariant when \hat{F} and \hat{O} satisfy **C1** and **C3**. Similarly to the previous appendix, in general, the other terms in (E2) are gauge-dependent. We define the difference of these terms in different gauges as ΔG , which is given by:

$$\begin{aligned} \Delta G &= \frac{\langle f|\hat{U}_2\hat{H}\hat{O}|\psi\rangle}{\langle f|\hat{U}_2|\psi\rangle} - \frac{\langle f|\hat{U}_2\hat{O}|\psi\rangle}{\langle f|\hat{U}_2|\psi\rangle} \frac{\langle f|\hat{U}_2\hat{H}|\psi\rangle}{\langle f|\hat{U}_2|\psi\rangle} \\ &- \left(\frac{\langle f^g|\hat{U}_2^g\hat{H}^g\hat{O}^g|\psi^g\rangle}{\langle f^g|\hat{U}_2^g|\psi^g\rangle} - \frac{\langle f^g|\hat{U}_2^g\hat{O}^g|\psi^g\rangle}{\langle f^g|\hat{U}_2^g|\psi^g\rangle} \frac{\langle f^g|\hat{U}_2^g\hat{H}^g|\psi^g\rangle}{\langle f^g|\hat{U}_2^g|\psi^g\rangle} \right). \end{aligned}$$

We get $\langle f|\hat{U}_2|\psi\rangle = \langle f^g|\hat{U}_2^g|\psi^g\rangle$ and $\langle f|\hat{U}_2\hat{O}|\psi\rangle = \langle f^g|\hat{U}_2^g\hat{O}^g|\psi^g\rangle$. Now we evaluate $\langle f^g|\hat{U}_2^g\hat{O}^g\hat{H}^g|\psi^g\rangle$ using Eq. (4) and Eq. (6) in the paper, to get $\langle f^g|\hat{U}_2^g\hat{O}^g\hat{H}^g|\psi^g\rangle = \langle f|\hat{U}_2\hat{O}\hat{H}|\psi\rangle - q \int d\mathbf{x} \langle f|\hat{U}_2\hat{O}|\mathbf{x}\rangle \frac{\partial g(\mathbf{x}, t)}{\partial t} \langle \mathbf{x}|\psi\rangle$. Identically, we have

$\langle f^g | \hat{U}_2^g \hat{H}^g | \psi^g \rangle = \langle f | \hat{U}_2 \hat{H} | \psi \rangle - q \int d\mathbf{x} \langle f | \hat{U}_2 | \mathbf{x} \rangle \frac{\partial g(\mathbf{x}, t)}{\partial t} \langle \mathbf{x} | \psi \rangle$. Then (D3) can be rewritten as:

$$\begin{aligned} \Delta G &= q \frac{\int d\mathbf{x} \left(\langle f | \hat{U}_2 \hat{O} | \mathbf{x} \rangle - \frac{\langle f | \hat{U}_2 \hat{O} | \psi \rangle}{\langle f | \hat{U}_2 | \psi \rangle} \langle f | \hat{U}_2 | \mathbf{x} \rangle \right) \frac{\partial g(\mathbf{x}, t)}{\partial t} \langle \mathbf{x} | \psi \rangle}{\langle f | \hat{U}_2 | \psi \rangle} \\ &= q \frac{\int d\mathbf{x} (\mathcal{W}(o, t_2, 0 | |f\rangle, |\mathbf{x}\rangle) - \mathcal{W}(o, t_2, 0 | |f\rangle, |\psi\rangle)) \langle f | \hat{U}_2 | \mathbf{x} \rangle \frac{\partial g(\mathbf{x}, t)}{\partial t} \langle \mathbf{x} | \psi \rangle}{\langle f | \hat{U}_2 | \psi \rangle}, \end{aligned}$$

where we have used $\langle f | \hat{U}_2 \hat{O} | \mathbf{x} \rangle = \mathcal{W}(o, t_2, 0 | |f\rangle, |\mathbf{x}\rangle) \langle f | \hat{U}_2 | \mathbf{x} \rangle$. In general $\mathcal{W}(o, t_2, 0 | |f\rangle, |\mathbf{x}\rangle) \neq \mathcal{W}(o, t_2, 0 | |f\rangle, |\psi\rangle)$ because $|\mathbf{x}\rangle \neq |\psi\rangle$ so that the right-hand side of (E1) is gauge-dependent and it cannot be measured.

The only particular circumstance when the RHD becomes gauge-invariant is when $\hat{O}|\psi\rangle = o|\psi\rangle$ so that $\langle f | \hat{U}_2 \hat{H} | \psi \rangle_o = \langle f | \hat{U}_2 \hat{H} \hat{O} | \psi \rangle$. Then, $\Delta G = 0$ and (E2) can be compactly written as:

$$\left. \frac{\partial \mathcal{W}(o, t_2, t_1 | |f\rangle, |\psi\rangle)}{\partial t_1} \right|_{t_1^+ = 0} = \text{Re} \left\{ \frac{\langle f | \hat{U}_2 \hat{C} | \psi \rangle}{\langle f | \hat{U}_2 | \psi \rangle} \right\},$$

which is gauge-invariant because of (C3).

Appendix F: Gauge invariance of Bohmian velocities

The gauge invariance of the Bohmian velocity is already demonstrated in the paper as a by-product of the gauge invariance of the weak value in Eq. (26). Hereafter, we show an alternative demonstration dealing directly with the general gauge Schrödinger equation, which is the left-hand side of (A1),

$$i\hbar \frac{\partial \psi^g}{\partial t} = \left(\frac{1}{2m} (\hat{\mathbf{P}} - q\mathbf{A}^g)^2 + qA^g \right) \psi^g. \quad (\text{F1})$$

We use $\psi^g = R^g e^{iS^g/\hbar}$ with R^g the modulus and S^g the phase of the wave function, both being real functions. Then,

$$i\hbar \frac{\partial \psi^g}{\partial t} = e^{iS^g/\hbar} i\hbar \frac{\partial R^g}{\partial t} - e^{iS^g/\hbar} R^g \frac{\partial S^g}{\partial t}.$$

We evaluate:

$$\frac{1}{2m} (\hat{\mathbf{P}} - q\mathbf{A}^g)^2 \psi^g = -\frac{\hbar^2}{2m} \nabla^2 \psi^g + i \frac{q}{2m} \hbar (\nabla \mathbf{A}^g) \psi^g + i2 \frac{q}{2m} \hbar \mathbf{A}^g \nabla \psi^g + \frac{q^2}{2m} (\mathbf{A}^g)^2 \psi^g.$$

By acknowledging $\nabla \psi^g = e^{iS^g/\hbar} \nabla R^g + e^{iS^g/\hbar} R^g \frac{i}{\hbar} \nabla S^g$ and $\nabla^2 \psi^g = e^{iS^g/\hbar} \nabla^2 R^g + e^{iS^g/\hbar} 2 \frac{i}{\hbar} \nabla R^g \nabla S^g - e^{iS^g/\hbar} R^g \frac{1}{\hbar^2} (\nabla S)^2 + e^{iS^g/\hbar} \frac{i}{\hbar} R^g \nabla^2 S^g$, eliminating $e^{iS^g/\hbar}$, the real part of the Schrödinger Equation in (F1) is:

$$-\frac{\partial S^g}{\partial t} = -\frac{\hbar^2}{2m} \frac{\nabla^2 R^g}{R^g} + \frac{1}{2m} (\nabla S^g)^2 + \frac{q^2}{2m} (\mathbf{A}^g)^2 - 2 \frac{q}{2m} \mathbf{A}^g \nabla S^g + qA^g,$$

which can be rewritten as a quantum Hamilton-Jacobi equation:

$$0 = \frac{\partial S^g}{\partial t} - \frac{\hbar^2}{2m} \frac{\nabla^2 R^g}{R^g} + \frac{(\nabla S^g - q\mathbf{A}^g)^2}{2m} + qA^g. \quad (\text{F2})$$

The imaginary part of the Schrödinger Equation in (F1), on the other hand, is $\frac{\partial R^g}{\partial t} = \frac{q}{2m} (\nabla \mathbf{A}^g) R^g + \frac{q}{m} \mathbf{A}^g \nabla R^g - \frac{1}{m} \nabla R^g \nabla S^g - \frac{1}{2m} R^g \nabla^2 S^g$, which can be rewritten as a continuity equation:

$$\frac{\partial (R^g)^2}{\partial t} = -\nabla \cdot \left((R^g)^2 \left(\frac{\nabla S^g - q\mathbf{A}^g}{m} \right) \right). \quad (\text{F3})$$

In both cases, (F2) and (F3), the Bohmian velocity is defined as:

$$\mathbf{v}_B = \frac{\nabla S^g - q\mathbf{A}^g}{m} = \frac{\nabla S + q\cancel{\nabla g} - q\mathbf{A} - q\cancel{\nabla g}}{m} = \frac{\nabla S - q\mathbf{A}}{m} \quad (\text{F4})$$

which is gauge-invariant when \mathbf{A}^g is defined as in (3) and S^g following (5) in the paper. Such a gauge invariance of Bohmian trajectories is not usually mentioned in the literature, but it is also elaborated, in a different way, in appendix A of Ref. [74].

As a byproduct, the above development shows that the continuity equation in (F3) is gauge-invariant because $R = R^g$ and $\mathbf{v}_B = \mathbf{v}_B^g$ as seen in (F4). Identically, the quantum Hamilton-Jacobi equation (F2) is also gauge-invariant. The kinetic energy is gauge-invariant because (F4) and the quantum potential is also gauge-invariant because $R = R^g$, while the gauge dependence of $\frac{\partial S^g}{\partial t} = \frac{\partial S}{\partial t} + q\frac{\partial g}{\partial t}$ and $qA^g = qA - q\frac{\partial g}{\partial t}$ compensate each other.

Appendix G: Derivation of $\hat{\mathbf{V}} = \frac{i}{\hbar}[\hat{H}, \hat{\mathbf{X}}] + \frac{\partial \hat{\mathbf{X}}}{\partial t}$

From the Hamiltonian in (1) in the paper, we can evaluate:

$$\begin{aligned} \frac{i}{\hbar}[\hat{H}, \hat{\mathbf{X}}] &= \frac{i}{\hbar}[1/(2m) (\hat{\mathbf{P}} - q\mathbf{A})^2 + qA, \hat{\mathbf{X}}] = \frac{i}{2m\hbar}[\hat{\mathbf{P}}^2 - \hat{\mathbf{P}}q\mathbf{A} - q\mathbf{A}\hat{\mathbf{P}} + (q\mathbf{A})^2, \hat{\mathbf{X}}] \\ &= \frac{i}{2m\hbar}([\hat{\mathbf{P}}^2, \hat{\mathbf{X}}] - q[\hat{\mathbf{P}}\mathbf{A}, \hat{\mathbf{X}}] - q[\mathbf{A}\hat{\mathbf{P}}, \hat{\mathbf{X}}]) = \frac{i}{2m\hbar}(\hat{\mathbf{P}}[\hat{\mathbf{P}}, \hat{\mathbf{X}}] + [\hat{\mathbf{P}}, \hat{\mathbf{X}}]\hat{\mathbf{P}} - q[\hat{\mathbf{P}}\mathbf{A}, \hat{\mathbf{X}}] - q[\mathbf{A}\hat{\mathbf{P}}, \hat{\mathbf{X}}]) \\ &= \frac{i}{2m\hbar}(-2i\hbar\hat{\mathbf{P}} - q\hat{\mathbf{P}}\mathbf{A}\hat{\mathbf{X}} + q\hat{\mathbf{X}}\hat{\mathbf{P}}\mathbf{A} - q\mathbf{A}\hat{\mathbf{P}}\hat{\mathbf{X}} + q\hat{\mathbf{X}}\mathbf{A}\hat{\mathbf{P}}) = \frac{i}{2m\hbar}(-2i\hbar\hat{\mathbf{P}} - q[\hat{\mathbf{P}}, \hat{\mathbf{X}}]\mathbf{A} - q\mathbf{A}[\hat{\mathbf{P}}, \hat{\mathbf{X}}]) \\ &= \frac{i}{2m\hbar}(-2i\hbar\hat{\mathbf{P}} + 2i\hbar q\mathbf{A}) = \frac{1}{m}(\hat{\mathbf{P}} - q\mathbf{A}) = \hat{\mathbf{V}}, \end{aligned}$$

where we have used $[\hat{\mathbf{P}}, \hat{\mathbf{X}}] = -i\hbar\mathbf{1}$. Notice that $\hat{\mathbf{X}}$ is time-independent (in the Coulomb Gauge for example) and gauge-invariant so that $\frac{\partial \hat{\mathbf{X}}}{\partial t} = 0$. Because of (C3), the same result will be found in any gauge. A similar development can be found in Ref. [53].

Appendix H: Derivation of $\frac{q}{2}(\hat{\mathbf{E}} \cdot \hat{\mathbf{V}} - \hat{\mathbf{V}} \cdot \hat{\mathbf{E}}) = \frac{i}{\hbar}[\hat{H}, \frac{1}{2}m\hat{\mathbf{V}}^2] + \frac{\partial \frac{1}{2}m\hat{\mathbf{V}}^2}{\partial t}$

From the Hamiltonian in (1) in the paper, we can evaluate:

$$\frac{i}{\hbar}[\hat{H}, \frac{1}{2}m\hat{\mathbf{V}}^2] = \frac{im}{2\hbar}[\frac{m}{2}\hat{\mathbf{V}}^2 + qA, \hat{\mathbf{V}}^2] = \frac{iqm}{2\hbar}[A, \hat{\mathbf{V}}^2] + \frac{im^2}{2^2\hbar}[\hat{\mathbf{V}}^2, \hat{\mathbf{V}}^2] = \frac{iqm}{2\hbar}(\hat{\mathbf{V}}[A, \hat{\mathbf{V}}] + [A, \hat{\mathbf{V}}]\hat{\mathbf{V}}).$$

We also evaluate:

$$\frac{iqm}{2\hbar}[A, \hat{\mathbf{V}}^2] = \frac{iqm}{2\hbar}[A, V_1^2 + V_2^2 + V_3^2] = \frac{iqm}{2\hbar} \sum_{\alpha} (V_{\alpha}[A, V_{\alpha}] + [A, V_{\alpha}]V_{\alpha}) = -\frac{q}{2} \sum_{\alpha} \left(V_{\alpha} \frac{\partial A}{\partial x_{\alpha}} + \frac{\partial A}{\partial x_{\alpha}} V_{\alpha} \right), \quad (\text{H1})$$

with $\frac{iqm}{2\hbar}[A, V_{\alpha}] = -\frac{q}{2} \frac{\partial A}{\partial x_{\alpha}}$. Then, we can develop $\frac{1}{2}m \frac{\partial \hat{\mathbf{V}}^2}{\partial t}$ as:

$$\frac{1}{2}m \frac{\partial \hat{\mathbf{V}}^2}{\partial t} = \frac{1}{2}m \frac{\partial \hat{\mathbf{V}} \cdot \hat{\mathbf{V}}}{\partial t} = \frac{1}{2}m \frac{\partial \hat{\mathbf{V}}}{\partial t} \cdot \hat{\mathbf{V}} + \frac{1}{2}m \hat{\mathbf{V}} \cdot \frac{\partial \hat{\mathbf{V}}}{\partial t} = -\frac{q}{2} \frac{\partial \hat{\mathbf{A}}}{\partial t} \cdot \hat{\mathbf{V}} - \frac{q}{2} \hat{\mathbf{V}} \cdot \frac{\partial \hat{\mathbf{A}}}{\partial t}. \quad (\text{H2})$$

Thus, the sum $\frac{i}{\hbar}[\hat{H}, \frac{1}{2}m\hat{\mathbf{V}}^2] + \frac{\partial \frac{1}{2}m\hat{\mathbf{V}}^2}{\partial t}$, using (H1) and (H2), gives the (gauge-invariant) definition of electromagnetic work as:

$$\frac{i}{\hbar} \frac{1}{2}m[\hat{H}, \hat{\mathbf{V}}^2] + \frac{1}{2}m \frac{\partial \hat{\mathbf{V}}^2}{\partial t} = \frac{q}{2}(\hat{\mathbf{E}} \cdot \hat{\mathbf{V}} - \hat{\mathbf{V}} \cdot \hat{\mathbf{E}}).$$

Because of (C3), the same result will be found in any gauge. A similar development can be found in Ref. [53].

Appendix I: Local work-energy theorem from weak values in Eq. 31

Using the weak value in Eq. (11) for $t_1 = 0$ and $t_2 = 0$, we want to evaluate:

$$\frac{\langle \mathbf{x} | \frac{i}{2\hbar}m[\hat{H}, \hat{\mathbf{V}}^2] + \frac{1}{2}m \frac{\partial \hat{\mathbf{V}}^2}{\partial t} | \mathbf{v} \rangle}{\langle \mathbf{x} | \mathbf{v} \rangle}.$$

In particular, we evaluate $\frac{\langle \mathbf{x} | E_\alpha V_\alpha | \mathbf{v} \rangle}{\langle \mathbf{x} | \mathbf{v} \rangle} = E_\alpha(\mathbf{x}) \frac{\langle \mathbf{x} | V_\alpha | \mathbf{v} \rangle}{\langle \mathbf{x} | \mathbf{v} \rangle} = E_\alpha(\mathbf{x}) v_{B,\alpha}(\mathbf{x}) + i E_\alpha(\mathbf{x}) v_{O,\alpha}(\mathbf{x})$ with the Bohmian velocity defined in Eq. (26) as (K2) and the osmotic velocity as (K3). Using $V_\alpha = \frac{P_\alpha - qA_\alpha}{m}$, we also evaluate,

$$\begin{aligned} \frac{\langle \mathbf{x} | V_\alpha E_\alpha | \mathbf{v} \rangle}{\langle \mathbf{x} | \mathbf{v} \rangle} &= \frac{1}{m} \frac{\langle \mathbf{x} | P_\alpha E_\alpha | \mathbf{v} \rangle}{\langle \mathbf{x} | \mathbf{v} \rangle} - \frac{q}{m} A_\alpha(\mathbf{x}) E_\alpha(\mathbf{x}) = -\frac{i\hbar}{m} \frac{\partial}{\partial x_\alpha} E_\alpha(\mathbf{x}) \frac{\langle \mathbf{x} | \mathbf{v} \rangle}{\langle \mathbf{x} | \mathbf{v} \rangle} - \frac{q}{m} A_\alpha(\mathbf{x}) E_\alpha(\mathbf{x}) \\ &= -\frac{i\hbar}{m} E_\alpha(\mathbf{x}) \frac{\partial}{\partial x_\alpha} \frac{\langle \mathbf{x} | \mathbf{v} \rangle}{\langle \mathbf{x} | \mathbf{v} \rangle} - \frac{i\hbar}{m} \frac{\partial E_\alpha(\mathbf{x})}{\partial x_\alpha} - \frac{q}{m} A_\alpha(\mathbf{x}) E_\alpha(\mathbf{x}) \\ &= v_{B,\alpha}(\mathbf{x}) E_\alpha(\mathbf{x}) + i v_{O,\alpha}(\mathbf{x}) E_\alpha(\mathbf{x}) - \frac{i\hbar}{m} \frac{\partial E_\alpha(\mathbf{x})}{\partial x_\alpha}, \end{aligned}$$

where we have use the definition of the Bohmian velocity (K2) and the osmotic velocity as (K3) for the state $|\psi\rangle = |\mathbf{v}\rangle$. Finally,

$$\frac{q}{2} \frac{\langle \mathbf{x} | \left(\hat{\mathbf{E}} \cdot \hat{\mathbf{V}} - \hat{\mathbf{V}} \cdot \hat{\mathbf{E}} \right) | \mathbf{v} \rangle}{\langle \mathbf{x} | \mathbf{v} \rangle} = q \mathbf{v}_B(\mathbf{x}) \cdot \mathbf{E}(\mathbf{x}) + iq \mathbf{v}_O(\mathbf{x}) \cdot \mathbf{E}(\mathbf{x}) - \frac{i\hbar q}{2m} \nabla \cdot \mathbf{E}(\mathbf{x}),$$

such that,

$$\text{Re} \left\{ \frac{\langle \mathbf{x} | \left[\frac{i}{\hbar} [\hat{H}, \frac{1}{2} m \hat{\mathbf{V}}^2] + \frac{\partial \frac{1}{2} m \hat{\mathbf{V}}^2}{\partial t} \right] | \mathbf{v} \rangle}{\langle \mathbf{x} | \mathbf{v} \rangle} \right\} = q \mathbf{v}_B(\mathbf{x}) \cdot \mathbf{E}(\mathbf{x}),$$

which can also be written as:

$$\frac{\partial}{\partial t_1} \mathcal{W}(w, 0, t_1 | |\mathbf{x}\rangle, |\mathbf{v}\rangle) = q \mathbf{v}_B(\mathbf{x}) \cdot \mathbf{E}(\mathbf{x}).$$

where w is related to the operator $\hat{W} := \frac{1}{2} m \hat{\mathbf{V}}^2$ which is gauge-invariant and satisfies **C5** because $|\mathbf{v}\rangle$ is an eigenstate of $\hat{O} = \hat{W}$.

$$\textbf{Appendix J: Derivation of } q \left(\frac{\hat{\mathbf{E}}}{m} + \frac{1}{2m} \left(\hat{\mathbf{V}} \times \hat{\mathbf{B}} + \hat{\mathbf{B}} \times \hat{\mathbf{V}} \right) \right) = \frac{i}{\hbar} [\hat{H}, \hat{\mathbf{V}}] + \frac{\partial \hat{\mathbf{V}}}{\partial t}$$

From the Hamiltonian in (1) in the paper, we can evaluate:

$$\frac{i}{\hbar} [\hat{H}, \hat{\mathbf{V}}] = \frac{i}{\hbar} \left[\frac{m}{2} \hat{\mathbf{V}}^2 + qA, \hat{\mathbf{V}} \right] = \frac{im}{2\hbar} [\hat{\mathbf{V}}^2, \hat{\mathbf{V}}] + \frac{iq}{\hbar} [A, \hat{\mathbf{V}}].$$

We then evaluate $\frac{iq}{\hbar} [A, \hat{\mathbf{V}}] = -\frac{q}{m} \nabla A$ and $\frac{\partial \hat{\mathbf{V}}}{\partial t} = -\frac{q}{m} \frac{\partial \hat{\mathbf{A}}}{\partial t}$. Thus, the sum $\frac{iq}{\hbar} [A, \hat{\mathbf{V}}] + \frac{\partial \hat{\mathbf{V}}}{\partial t}$ gives the (gauge-invariant) definition of electric field operator $\hat{\mathbf{E}}$ as:

$$\frac{q\hat{\mathbf{E}}}{m} := -\frac{q}{m} \nabla \hat{A} - \frac{q}{m} \frac{\partial \hat{\mathbf{A}}}{\partial t}. \quad (\text{J1})$$

On the other hand, we consider the components of the velocity $\hat{\mathbf{V}} = \{V_1, V_2, V_3\}$ so that

$$\frac{im}{2\hbar} [\hat{\mathbf{V}}^2, V_\beta] = \frac{im}{2\hbar} [V_1^2 + V_2^2 + V_3^2, V_\beta] = \frac{im}{2\hbar} \sum_\alpha (V_\alpha [V_\alpha, V_\beta] + [V_\alpha, V_\beta] V_\alpha) \quad \text{for } \beta = 1, 2, 3.$$

Next, we evaluate:

$$\begin{aligned} [V_\alpha, V_\beta] &= \frac{1}{m^2} [P_\alpha, P_\beta] - \frac{q}{m^2} [P_\alpha, A_\beta] - \frac{q}{m^2} [A_\alpha, P_\beta] + \frac{q^2}{m^2} [A_\alpha, A_\beta] = \frac{i\hbar q}{m^2} \left(\frac{\partial A_\beta}{\partial x_\alpha} - \frac{\partial A_\alpha}{\partial x_\beta} \right) \\ &= \sum_\gamma \frac{i\hbar q}{m^2} \epsilon_{\alpha,\beta,\gamma} B_\gamma, \end{aligned}$$

where we have used $[A_\alpha, A_\beta] = 0$, $[P_\alpha, P_\beta] = 0$ and $[P_\alpha, A_\beta] = -i\hbar\partial A_\beta/\partial x_\alpha$ and the Levi-Civita symbol $\epsilon_{\alpha,\beta,\gamma}$ is 1 if $\{\alpha,\beta,\gamma\}$ is an even permutation of $\{1,2,3\}$, -1 if it is an odd permutation and 0 if any index is repeated.

Hence, we have:

$$\frac{im}{2\hbar}[\hat{\mathbf{V}}^2, V_\beta] = -\frac{q}{2m} \sum_{\alpha,\gamma} (\epsilon_{\alpha,\beta,\gamma} V_\alpha B_\gamma + \epsilon_{\alpha,\beta,\gamma} B_\gamma V_\alpha).$$

By noticing that the cross product can be written as $\mathbf{a} \times \mathbf{b}|_\beta = -\sum_{\alpha,\gamma} \epsilon_{\alpha,\beta,\gamma} a_\alpha b_\gamma$, we write:

$$\frac{im}{2\hbar}[\hat{\mathbf{V}}^2, \hat{\mathbf{V}}] = \frac{q}{2m} (\hat{\mathbf{V}} \times \hat{\mathbf{B}} + \hat{\mathbf{B}} \times \hat{\mathbf{V}}). \quad (\text{J2})$$

Finally, adding (J1) and (J2), we get:

$$\frac{i}{\hbar}[\hat{H}, \hat{\mathbf{V}}] + \frac{\partial \hat{\mathbf{V}}}{\partial t} = \frac{q\hat{\mathbf{E}}}{m} + \frac{q}{2m} (\hat{\mathbf{V}} \times \hat{\mathbf{B}} + \hat{\mathbf{B}} \times \hat{\mathbf{V}}).$$

Because of (C3), the same result will be found in any gauge. A similar development can be found in Ref. [53].

Appendix K: Local Lorentz force from weak values in Eq. 37

Using the weak value in Eq. (11) with $t_1 = 0$ and $t_2 = 0$, we want to evaluate:

$$\frac{\langle \mathbf{x} | \frac{i}{\hbar} \frac{1}{2} m [\hat{H}, \hat{\mathbf{V}}^2] + \frac{1}{2} m \frac{\partial \hat{\mathbf{V}}^2}{\partial t} | \mathbf{v} \rangle}{\langle \mathbf{x} | \mathbf{v} \rangle}. \quad (\text{K1})$$

First of all, for all the terms, except the kinetic energy operator, in (K1), we can write as $\frac{\langle \mathbf{x} | \frac{i}{\hbar} [A, \hat{\mathbf{V}}] + \frac{\partial \hat{\mathbf{V}}}{\partial t} | \mathbf{v} \rangle}{\langle \mathbf{x} | \mathbf{v} \rangle} = \frac{\langle \mathbf{x} | q\hat{\mathbf{E}} | \mathbf{v} \rangle}{\langle \mathbf{x} | \mathbf{v} \rangle} = \frac{q}{m} \mathbf{E}(\mathbf{x})$ where we have used that the electrical field operator is position dependent so that the weak value post-selected in position is a purely real number.

Second, we evaluate (K1) for the kinetic energy operator:

$$\frac{\langle \mathbf{x} | \frac{im}{2\hbar} [\hat{\mathbf{V}}^2, V_\beta] | \mathbf{v} \rangle}{\langle \mathbf{x} | \mathbf{v} \rangle} = \frac{q}{2m} \sum_{\alpha,\gamma} \left(\epsilon_{\alpha,\beta,\gamma} \frac{\langle \mathbf{x} | V_\alpha B_\gamma | \mathbf{v} \rangle}{\langle \mathbf{x} | \mathbf{v} \rangle} + \epsilon_{\alpha,\beta,\gamma} \frac{\langle \mathbf{x} | B_\gamma V_\alpha | \mathbf{v} \rangle}{\langle \mathbf{x} | \mathbf{v} \rangle} \right),$$

where we have used $\frac{\langle \mathbf{x} | B_\gamma V_\alpha | \mathbf{v} \rangle}{\langle \mathbf{x} | \mathbf{v} \rangle} = B_\gamma(\mathbf{x}) \frac{\langle \mathbf{x} | V_\alpha | \mathbf{v} \rangle}{\langle \mathbf{x} | \mathbf{v} \rangle} = B_\gamma(\mathbf{x}) v_{B,\alpha}(\mathbf{x}) + i B_\gamma(\mathbf{x}) v_{O,\alpha}(\mathbf{x})$ with the Bohmian velocity [5, 6] defined in Eq. (26) in the paper as:

$$\text{Re} \left\{ \frac{\langle \mathbf{x} | \hat{\mathbf{V}}^g | \psi^g \rangle}{\langle \mathbf{x} | \psi^g \rangle} \right\} = \text{Re} \left\{ -i\hbar \frac{\nabla \psi^g}{\psi^g} - q\mathbf{A}^g \right\} = \nabla S - q\mathbf{A} + q = \mathbf{v}_B, \quad (\text{K2})$$

and the osmotic velocity [9] \mathbf{v}_O as:

$$\text{Im} \left\{ \frac{\langle \mathbf{x} | \hat{\mathbf{V}}^g | \psi^g \rangle}{\langle \mathbf{x} | \psi^g \rangle} \right\} = \text{Im} \left\{ -i\hbar \frac{\nabla \psi^g}{\psi^g} - q\mathbf{A}^g \right\} = \hbar \frac{\nabla R}{R} = \mathbf{v}_O, \quad (\text{K3})$$

with the position dependence of the magnetic field $B_\gamma(\mathbf{x})$. Using $V_\alpha = \frac{P_\alpha - qA_\alpha}{m}$, we also evaluate,

$$\begin{aligned} \frac{\langle \mathbf{x} | V_\alpha B_\gamma | \mathbf{v} \rangle}{\langle \mathbf{x} | \mathbf{v} \rangle} &= \frac{1}{m} \frac{\langle \mathbf{x} | P_\alpha B_\gamma | \mathbf{v} \rangle}{\langle \mathbf{x} | \mathbf{v} \rangle} - \frac{q}{m} A_\alpha(\mathbf{x}) B_\gamma(\mathbf{x}) = -\frac{i\hbar}{m} \frac{\partial}{\partial x_\alpha} B_\gamma(\mathbf{x}) \frac{\langle \mathbf{x} | \mathbf{v} \rangle}{\langle \mathbf{x} | \mathbf{v} \rangle} - \frac{q}{m} A_\alpha(\mathbf{x}) B_\gamma(\mathbf{x}) \\ &= -\frac{i\hbar}{m} B_\gamma(\mathbf{x}) \frac{\partial}{\partial x_\alpha} \frac{\langle \mathbf{x} | \mathbf{v} \rangle}{\langle \mathbf{x} | \mathbf{v} \rangle} - \frac{i\hbar}{m} \frac{\partial B_\gamma(\mathbf{x})}{\partial x_\alpha} - \frac{q}{m} A_\alpha(\mathbf{x}) B_\gamma(\mathbf{x}) \\ &= v_{B,\alpha}(\mathbf{x}) B_\gamma(\mathbf{x}) + i v_{O,\alpha}(\mathbf{x}) B_\gamma(\mathbf{x}) - \frac{i\hbar}{m} \frac{\partial B_\gamma(\mathbf{x})}{\partial x_\alpha}, \end{aligned}$$

where we have used the definition of the Bohmian velocity given in the weak value of Eq. (26) in the paper for $|\psi\rangle = |\mathbf{v}\rangle$. Finally:

$$\frac{\langle \mathbf{x} | \frac{im}{2\hbar} [\hat{\mathbf{V}}^2, \hat{\mathbf{V}}] | \mathbf{v} \rangle}{\langle \mathbf{x} | \mathbf{v} \rangle} = \frac{q}{m} \mathbf{v}_B(\mathbf{x}) \times \mathbf{B}(\mathbf{x}) + i \frac{q}{m} \mathbf{v}_O(\mathbf{x}) \times \mathbf{B}(\mathbf{x}) - \frac{i\hbar q}{m^2} \nabla \times \mathbf{B}(\mathbf{x}),$$

such that,

$$m \operatorname{Re} \left\{ \frac{\langle \mathbf{x} | \frac{i}{\hbar} [\hat{H}, \hat{\mathbf{V}}] | \mathbf{v} \rangle}{\langle \mathbf{x} | \mathbf{v} \rangle} \right\} = q \mathbf{E}(\mathbf{x}) + q \mathbf{v}_B(\mathbf{x}) \times \mathbf{B}(\mathbf{x}),$$

which can also be written as:

$$m \frac{\partial^2}{\partial t_1 \partial t_2} \mathcal{W}(\mathbf{x}, t_2, t_1 | |\mathbf{x}\rangle, |\mathbf{v}\rangle) = q \mathbf{E}(\mathbf{x}) + q \mathbf{v}_B(\mathbf{x}) \times \mathbf{B}(\mathbf{x}).$$

-
- [1] Y. Aharonov, D. Z. Albert, and L. Vaidman, How the result of a measurement of a component of the spin of a spin-1/2 particle can turn out to be 100 ,Phys. Rev. Lett. **60**, 1351 (1988).
- [2] Y. Aharonov and L. Vaidman, Properties of a quantum system during the time interval between two measurements ,Phys. Rev. A **41**, 11 (1990).
- [3] L. Vaidman, Weak-measurement elements of reality ,Found. Phys. **26**, 895 (1996).
- [4] Y. Aharonov, P.G. Bergmann, and J. L. Lebowitz, Time Symmetry in the Quantum Process of Measurement ,Phys. Rev., **134**, B1410 (1964).
- [5] H. M. Wiseman, Grounding Bohmian mechanics in weak values and Bayesianism ,New J. Physics **9**, 165 (2007).
- [6] D. Dürr, S. Goldstein, and N. Zanghi, On the Weak Measurement of Velocity in Bohmian Mechanics ,J. Stat. Phys. **134**, 1023 (2009).
- [7] J. Foo, E. Asmodelle, A.P. Lund, et al. Relativistic Bohmian trajectories of photons via weak measurements, Nat Commun **13**, 4002 (2022).
- [8] C. F. Destefani and X. Oriols, Assessing quantum thermalization in physical and configuration spaces via many-body weak values ,Phys. Rev. A **107**, 012213 (2023).
- [9] C. F. Destefani and X. Oriols, Kinetic energy equipartition: A tool to characterize quantum thermalization ,Phys. Rev. A **5**, 033168 (2023).
- [10] X. Oriols, F. Martín, and J. Suñé, Implications of the noncrossing property of Bohm trajectories in one-dimensional tunneling configurations ,Phys. Rev. A **54**, 2594 (1996).
- [11] J. Ruseckas and B. Kaulakys, Weak measurement of arrival time ,Phys. Rev. A **66**, 052106 (2002).
- [12] S. E. Ahnert and M. C. Payne, Weak measurement of the arrival times of single photons and pairs of entangled photons,Phys. Rev. A **69**, 042103 (2004).
- [13] A. M. Steinberg, How much time does a tunneling particle spend in the barrier region? ,Phys. Rev. Lett. **74**, 2405 (1995).
- [14] D. Campo and R. Parentani, Space-time correlations in inflationary spectra: A wave-packet analysis, ,Phys. Rev. D **70**, 105020 (2004).
- [15] A.G. Kofman, S. Ashhab, and F. Nori, Nonperturbative theory of weak pre- and post-selected measurements ,Physics Reports **520**, 43 (2012).
- [16] P. Adam and L. Diosi, Sequential unsharp measurement of photon polarization ,Physical Review A, **107**(6), 063706 (2023).
- [17] R. Brout, S. Massar, R. Parentani, and Ph. Spindel, A Primer for Black Hole Quantum Physics ,Phys. Rep. **260**, 329 (1995).
- [18] T. Brun, L. Diósi, and W. T. Strunz, Test of weak measurement on a two- or three-level system ,Phys. Rev. A **77**, 032101 (2008).
- [19] A. Botero and B. Reznik, Quantum-communication protocol with correlated weak measurements ,Phys. Rev. A **61**, 050301 (2000)(R).
- [20] H. F. Hofmann, Complete characterization of post-selected quantum statistics using weak measurement tomography ,Phys. Rev. A **81**, 012103 (2010).
- [21] R. E. Kastner, Weak values and consistent histories in quantum theory ,Stud. Hist. Philos. M. P. **35**, 57 (2004).
- [22] C. R. Leavens, Weak Measurements from the Point of View of Bohmian Mechanics ,Found. Phys. **35**, 469 (2005).
- [23] D. Pandey, R. Sampaio, T. Ala-Nissila, G. Albareda, and X. Oriols, Identifying weak values with intrinsic dynamical properties in modal theories ,Phys. Rev. A **103**, 052219 (2021).
- [24] G. S. Agarwal and P. K. Pathak, Realization of quantum-mechanical weak values of observables using entangled photons ,Phys. Rev. A **75**, 032108 (2007).
- [25] D. Marian, N. Zanghi, and X. Oriols, Weak Values from Displacement Currents in Multiterminal Electron Devices ,Phys. Rev. Lett. **116**, 110404 (2016).
- [26] M. Subramanian, A. Mathew, and B. Muralidharan, Resonant weak-value enhancement for solid-state quantum metrology , Phys. Rev. Applied **20**, 044065 (2023)
- [27] G. J. Pryde, J. L. O'Brien, A. G. White, T. C. Ralph, and H. M. Wiseman, Measurement of Quantum Weak Values of Photon Polarization , Phys. Rev. Lett. **94**, 220405

- (2005)
- [28] A. N. Jordan and A. N. Korotkov, Uncollapsing the wavefunction by undoing quantum measurements ,Contemp. Phys. **51**,125 (2010).
- [29] A. N. Jordan, B. Trauzettel, and G. Burkard, Weak-measurement theory of quantum-dot spin qubits ,Phys. Rev. B **76**, 155324 (2007).
- [30] A. N. Korotkov and A. N. Jordan, Undoing a Weak Quantum Measurement of a Solid-State Qubit ,Phys. Rev. Lett. **97**, 166805 (2006).
- [31] A. Romito, Y. Gefen, and Y. M. Blanter, Weak Values of Electron Spin in a Double Quantum Dot ,Phys. Rev. Lett. **100**, 056801 (2008).
- [32] O. Zilberberg, A. Romito, and Y. Gefen, Null Values and Quantum State Discrimination ,Phys. Rev. Lett. **106**, 080405 (2011).
- [33] A. Hariri, D. Curic, L. Giner, and J. S. Lundeen, Experimental realization of weak value amplification using a single photon source ,Phys. Rev. A **100**, 032119 (2019).
- [34] R. Ramos, D. Spierings, I. Racicot, and A. M. Steinberg, Measurement of the time spent by a tunneling atom within the barrier region ,Nature **583**, 529 (2020).
- [35] J. Dressel, M. Malik, F. M. Miatto, A. N. Jordan, and R. W. Boyd, Colloquium: Understanding quantum weak values: Basics and applications ,Rev. Mod. Phys. **86**, 307 (2014).
- [36] J.S. Lundeen, B. Sutherland, A. Patel, C. Stewart, and C. Bamber, Direct measurement of the quantum wavefunction ,Nature, **474(7350)**, 188 (2011).
- [37] J. Zhu, A. Wang, X. Liu, Y. Liu, Z. Zhang, and F. Gao, Reconstructing the wave function through the momentum weak value ,Physical Review A, **104(3)**, 032221 (2021).
- [38] N. W. M. Ritchie, J. G. Story, and R. G. Hulet, Realization of a measurement of a ‘weak value’ ,Physical Review Letters, **66(9)**, 1107 (1991).
- [39] K. J. Resch, J. S. Lundeen, and A. M. Steinberg, Experimental realization of the quantum box problem ,Phys. Lett. A **324**, 125 (2004).
- [40] N. S. Williams and A. N. Jordan, Weak values and the Leggett-Garg inequality in solid-state qubits ,Phys. Rev. Lett. **100**, 026804 (2008).
- [41] N. Brunner, V. Scarani, M. Wegmüller, M. Legré, and N. Gisin, Direct Measurement of Superluminal Group Velocity and Signal Velocity in an Optical Fiber ,Phys. Rev. Lett. **93**, 203902 (2004).
- [42] S. Kocsis, B. Braverman, S. Ravets, M. J. Stevens, R. P. Mirin, L. K. Shalm, and A. M. Steinberg, Observing the average trajectories of single photons in a two-slit interferometer ,Science **332**, 1170 (2011).
- [43] O. Hosten and P. Kwiat, Observation of the Spin Hall Effect of Light via Weak Measurements ,Science **319**, 787 (2008).
- [44] D. J. Starling, P. B. Dixon, A. N. Jordan, and J. C. Howell, Optimizing the signal-to-noise ratio of a beam-deflection measurement with interferometric weak values ,Phys. Rev. A **80**, 041803 (2009).
- [45] D. J. Starling, P. B. Dixon, A. N. Jordan, and J. C. Howell, Precision frequency measurements with interferometric weak values ,Phys. Rev. A **82**, 063822 (2010).
- [46] R. Healey, *Gauging what’s real: The conceptual foundations of contemporary gauge theories* (Oxford University Press, Oxford, 2007).
- [47] D. H. Kobe, and E. T. Wen, Gauge invariance in quantum mechanics: charged harmonic oscillator in an electromagnetic field ,Journal of Physics A: Mathematical and General **15(3)**, 787 (1982).
- [48] A. Stokes, and A. Nazir, Identification of Poincaré-gauge and multipolar nonrelativistic theories of QED ,Physical Review A, **104(3)**, 032227 (2021).
- [49] J. D. Jackson, and L. B. Okun, Historical roots of gauge invariance ,Reviews of modern physics **73(3)**, 663 (2001).
- [50] Y. Aharonov, D. Bohm, Significance of electromagnetic potentials in the quantum theory ,Physical Review, **115(3)**, 485 (1959).
- [51] C. Cohen-Tannoudji, B. Diu, and F. Laloe. *Quantum Mechanics, Volume 1* (John Wiley and Sons, New York, 1986).
- [52] G. Grynberg, A. Aspect, and C. Fabre, *Introduction to quantum optics: from the semi-classical approach to quantized light* (Cambridge University Press, New York, 2010).
- [53] L.E. Ballentine, *Quantum mechanics: a modern development* (World Scientific Publishing Company, Singapore, 2000).
- [54] The concept of a ”true physical quantity” is defined in Ref. [51] as: ”a quantity whose value at any time does not depend (for a given motion of the system) on the gauge used to describe the electromagnetic field.” This definition suggests ontological consequences, as other gauge-dependent properties are referred to as ”non-physical quantities.” However, as mentioned in the introduction, such ontological implications are not necessary for discussing the results in this paper [62, 63].
- [55] D. Sokolovski, Weak measurements measure probability amplitudes (and very little else) ,Physics Letters A, **380(18-19)**, 1593 (2016).
- [56] A. Matzkin, Weak Values and Quantum Properties ,Foundations of Physics, **49(3)**, 298 (2019).
- [57] B. Reznik and Y. Aharonov, Time-symmetric formulation of quantum mechanics ,Physical Review A **52**, 2538 (1995).
- [58] B. J. Hiley, Weak values: Approach through the Clifford and Moyal algebras ,J. Phys.: Conf. Ser. **361** 012014 (2012).
- [59] R.E. Kastner, Demystifying Weak Measurements ,Found. Phys. **47**, 697 (2017).
- [60] E. Cohen, What weak measurements and weak values really mean: Reply to Kastner ,Foundations of Physics, **47(10)**, 1261 (2017).
- [61] J. Sinclair, D. Spierings, A. Brodutch, and A.M. Steinberg, Interpreting weak value amplification with a toy realist model ,Physics Letters A, **383(24)**, 2839 (2019).
- [62] B. Berche, D. Malterre, and E. Medina, Gauge transformations and conserved quantities in classical and quantum mechanics ,American Journal of Physics, **84(8)**, 616 (2016).
- [63] R. Tumulka, Limitations to Genuine Measurements in Ontological Models of Quantum Mechanics ,Foundations of Physics, **52(5)**, 110 (2022).
- [64] Apart from having space and time derivatives, $g(\mathbf{x}, t)$ must be single-valued.
- [65] D.H. Kobe, and K.H. Yang, Gauge transformation of the time-evolution operator,Physical Review A **32(2)**, 952 (1985).
- [66] B. E. Y. Svensson, Pedagogical Review of Quantum Measurement Theory with an Emphasis on Weak Measurements ,Quanta **2**, 18 (2013).

- [67] H. Wiseman and G. J. Milburn, *Quantum measurement and control* (Cambridge university press, New York 2009)
- [68] A weak measurement of the system is, in fact, a strong measurement of the ancilla. The ancilla is a new subsystem coupled (entangled) to the system. If we define the state of the system by $\int do \langle o|\psi\rangle|o\rangle$, the whole state of the system and ancilla, after the coupling, can be written as $|\Psi\rangle = \int do \langle o|\psi\rangle|o\rangle \otimes \int a(o_r - o)|o_r\rangle do_r$. The state of the ancilla $\int a(o_r - o)|o_r\rangle do_r$ is a superposition of the eigenstates $|o_r\rangle$ of the operator \hat{O}_r acting on the ancilla, weighted by the function $a(o_r - o)$. After a strong measurement of the ancilla giving the eigenvalue o_r , the whole state become $|\Psi_{o_r}\rangle = \int do \langle o|\psi\rangle|o\rangle \otimes a(o_r - o)|o_r\rangle$. The (Born) probability of such process is $\langle \Psi_{o_r}|\Psi_{o_r}\rangle = \int do |\langle o|\psi\rangle|^2 |a(o_r - o)|^2$. As we can see, the strong measurement of the ancilla provides indirect information on the system, due to the previous coupling, without directly measuring the system. From the gauge considerations mentioned in the paper, a similar condition as in **C1** must be imposed on the operator \hat{O}_r acting on the ancilla to ensure the measurability of their eigenvalues o_r . Strictly speaking, in the case of a weak measurement, the eigenvalue o is not measured, but it has to be gauge invariant to ensure that $|a(o_r - o)|^2$ is also gauge invariant. This last argument provides an alternative justification for the need of condition **C1**.
- [69] P. Ehrenfest, Bemerkung über die angenäherte Gültigkeit der klassischen Mechanik innerhalb der Quantenmechanik ,*Zeitschrift für physik* **45**, 455 (1927).
- [70] As described in [68], the eigenvalue o used to evaluate $\text{Re}\left\{\langle f|\hat{O}|\psi\rangle/\langle f|\psi\rangle\right\}$ in (12) is, in fact, linked to an eigenvalue o_r of another operator \hat{O}_r acting on the ancilla, i.e., $o = \xi o_r$, where ξ is a parameter that allows different units for o and o_r . Thus, it is also possible to evaluate $\text{Im}\left\{\langle f|\hat{O}|\psi\rangle/\langle f|\psi\rangle\right\}$ by relating o to another eigenvalue o_i of a different operator \hat{O}_i acting on the ancilla. In summary, the real and imaginary parts of the complex number $\langle f|\hat{O}|\psi\rangle/\langle f|\psi\rangle$ are two different weak values whose measurement protocol in the laboratory involves using the same quantum system, but different couplings with the ancillas. See [71, 72].
- [71] J. Dressel, A. N. Jordan, Significance of the imaginary part of the weak value ,*Physical Review A* **85**, 012107 (2012).
- [72] R. Jozsa, Complex weak values in quantum measurement ,*Physical Review A*, **76(4)**, 044103 (2007).
- [73] J. K. Freericks, How to measure the momentum of single quanta, arXiv:2302.12303 (2023).
- [74] E. Deotto and G. C. Ghirardi, Bohmian Mechanics Revisited, *Foundations of Physics*, **28**, 1 (1998).
- [75] A. O. Pang et al., Experimental Comparison of Bohm-like Theories with Different Guidance Equations, *Quantum*, **4**, 365 (2020). 518 (1926).
- [76] L.D. Landau, Diamagnetismus der metalle. *Zeitschrift für Physik*, **64**, 629 (1930).
- [77] L.D. Landau and E. M. Lifshitz, *Quantum mechanics: non-relativistic theory (Vol. 3)* (Elsevier, Oxford 2013).
- [78] C.F. Destefani, M.Villani, X.Cartoixa, M.Feiginov, X.Oriols, Resonant tunneling diodes in semiconductor microcavities: modeling polaritonic features in the THz displacement current, *Phys. Rev. B* **106**, 205306 (2022).