

# DataSculpt: Crafting Data Landscapes for LLM Post-Training through Multi-objective Partitioning

Keer Lu<sup>1</sup>, Zheng Liang<sup>2</sup>, Xiaonan Nie<sup>1</sup>, Da Pan<sup>2</sup>, Shusen Zhang<sup>2</sup>, Keshi Zhao<sup>1</sup>, Weipeng Chen<sup>2</sup>,  
Zenao Zhou<sup>2</sup>, Guosheng Dong<sup>2\*</sup>, Wentao Zhang<sup>1\*</sup>, Bin Cui<sup>1\*</sup>

<sup>1</sup>Peking University <sup>2</sup>Baichuan Inc.

{keer.lu,zhaoks}@stu.pku.edu.cn,{xiaonan.nie,wentao.zhang,bin.cui}@pku.edu.cn

{liangzheng,panda,zhangshusen,chenweipeng,zhouzenan,dongguosheng}@baichuan-inc.com

## ABSTRACT

The effectiveness of long-context modeling is important for Large Language Models (LLMs) in various applications. Despite their potential, LLMs' efficacy in processing long context does not consistently meet expectations, posing significant challenges for efficient management of prolonged sequences in training. This difficulty is compounded by the scarcity of comprehensive and diverse training datasets suitable for long sequences, which stems from inherent length biases across different data sources, and the logistical complexities associated with massive data management for training in extended contexts. In this work, we introduce **DataSculpt**, a data construction framework designed to strategically augment the data architecture for extended-context training. Our thorough evaluations demonstrate DataSculpt's remarkable capacity to boost long-context training performance, achieving improvements including an 18.09% increase in retrieval augmentation, 21.23% in summarization, 21.27% in reading comprehension, and a 3.81% rise in code completion, all while preserving the models' overall proficiency with a 4.88% improvement.

### PVLDB Reference Format:

Keer Lu, Zheng Liang, Xiaonan Nie, Da Pan, Shusen Zhang, Keshi Zhao, Weipeng Chen, Zenao Zhou, Guosheng Dong, Wentao Zhang, Bin Cui. DataSculpt: Crafting Data Landscapes for LLM Post-Training through Multi-objective Partitioning. PVLDB, 14(1): XXX-XXX, 2025. doi:XX.XX/XXX.XX

### PVLDB Artifact Availability:

The source code, data, and other artifacts will be released after the paper is accepted.

## 1 INTRODUCTION

Large Language Models (LLMs) have become a cornerstone in Artificial Intelligence (AI) [1, 6, 40], particularly for Natural Language Processing (NLP) tasks, reshaping AI research and applications with unparalleled success across benchmarks and real-world scenarios [22]. Long context sequence enables LLMs to perform tasks significantly beyond existing paradigm [24], making it a pivotal area of research that has garnered substantial attention in recent

years [64]. However, LLMs' efficacy in processing long context does not consistently meet the expected standards. Furthermore, despite claims of its feasibility, simply extending the training context window of LLMs does not guarantee an improvement in the long context modeling capabilities [41]. Hence, there is a compelling call for innovative strategies and methods to effectively cultivate the long context capabilities of LLMs.

Data plays a fundamental role during the training phases of LLMs [23, 49, 68]. While the significance of model architectures is widely acknowledged, data-focused approaches hold substantial importance [67]. The strategic management of data, especially in constructing an appropriately tailored training dataset, is critical for synergizing model performance and streamlining training processes across both pretraining and supervised fine-tuning stages [38, 67]. Efforts in data management have been directed towards exploring ways to enhance model capabilities for processing long contexts. ICLM [55] situates related documents within the same context, thereby exposing LLMs to extensive relevant contexts and supplying training indicators that transcend document boundaries. Similarly, SPLICE [57] utilized retrieval methodologies such as BM25 [54] and Contriever-MSMARCO [32] to execute structured packing within the training context, with a focus on code-related data. However, given that each document in the training corpus is accessed only once, the strategy employed in the previous approaches yields a notable quantity of isolated documents. As a result, during the later stages, this leads to the concatenation of unvisited documents with relatively low semantic correlation. Simultaneously, considering the current state of extended context sequences used for training, it leads to three key challenges:

### C1. Insufficient Domain-Balanced Long Training Corpora.

The challenge lies in effectively incorporating a wide range of domains into extended-context LLM training. Achieving a balanced domain mixture is imperative, since each domain encompasses distinct knowledge. However, the distribution of text lengths varies substantially across various domains, as depicted in Figure 1. While some domains offer data lengths suitable for long-context training, other domains, particularly web-sourced data where less than 1% of documents exceed 4K tokens, necessitate the concatenation of multiple documents to achieve adequate training contexts. This may lead to increased cross-attention among different documents within sequences, which is an undesirable learning signal.

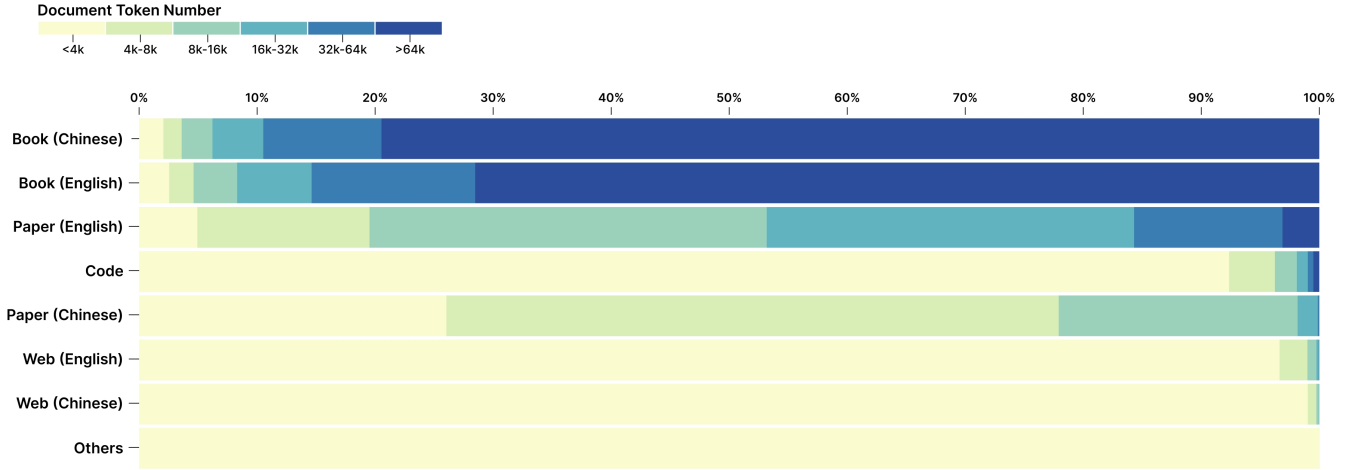
### C2. Absence of Criteria for Long Context Construction.

While existing work has demonstrated the positive impact of structured data on amplifying language models' long-context capabilities [9, 16, 18, 39], these efforts remain preliminary. Research dedicated to the organization and quality assessment of long-sequence

\* Corresponding Author.

This work is licensed under the Creative Commons BY-NC-ND 4.0 International License. Visit <https://creativecommons.org/licenses/by-nc-nd/4.0/> to view a copy of this license. For any use beyond those covered by this license, obtain permission by emailing [info@vldb.org](mailto:info@vldb.org). Copyright is held by the owner/author(s). Publication rights licensed to the VLDB Endowment.

Proceedings of the VLDB Endowment, Vol. 14, No. 1 ISSN 2150-8097.  
doi:XX.XX/XXX.XX



**Figure 1: Distribution of token counts for individual documents across different domains. Domains are arranged in descending order from top to bottom based on the proportion of documents with token numbers exceeding 64K. Documents within the domains of books and academic papers predominantly feature medium to long lengths ( $L \geq 16K$ ), in contrast to other fields, especially web-sourced data, where document lengths are almost exclusively below 4K.**

training data for LLMs tends to focus on a narrow set of factors, lacking a systematic framework. Consequently, there is a discernible need for a detailed and cohesive framework that systematically organizes training data for applications requiring extensive context.

**C3. Efficiency in Massive Data Management.** Training LLMs with extended contexts from scratch is notably resource-intensive, requiring considerable time and labor investments [11], which has redirected emphasis towards post-training optimizations as a more feasible strategy. Furthermore, organizing extensive pretraining datasets into long-context sequences poses substantial logistical hurdles [59], further compounding the complexity of developing LLMs efficiently. Consequently, devising and implementing strategies for efficient data scheduling and management is essential to enhance the capabilities of LLMs in a sustainable and cost-effective manner [51], balancing the need for extensive context processing with the practical limitations of resource availability.

To address these issues, we introduce DataSculpt, a novel framework designed to reconfigure the organization of extended-context training data into a multi-objective combinatorial optimization problem, as illustrated in Figure 2. DataSculpt meticulously balances several critical objectives throughout the data organization process, including relevance, homogeneity, integrity, as well as computational efficiency, adopting a coarse-to-fine methodology to optimize the architecture of training data. We conducted post-training with 15 billion tokens on a 7B model across varying sequence lengths of 16K, 32K, and 64K, and experimental results demonstrate that DataSculpt improves performance in an array of tasks, most significantly in general understanding (+4.88%), retrieval augmentation (+18.09%), summarization (+21.23%), reading comprehension (+21.27%) and code completion (+3.81%). The finding reveals that DataSculpt can markedly synergize the model’s performance in long-context utilization during the post-train phase, even with a constrained number of training tokens.

Our contributions can be summarized as follows:

- We highlight the challenge of compiling an appropriate long-context training corpus with a balanced domain mixture, crucial for enhancing the capabilities of LLMs in processing extensive text sequences.
- To create suitable long context training data, we propose an efficient framework DataSculpt, which employs a multi-objective partition allocation strategy for the construction of extended context sequences.
- Through quantitative analysis and t-SNE visualization of clustering outcomes at the intermediary stage of DataSculpt, we validate DataSculpt’s robustness for multi-objective data concatenation within extended sequences.
- We engaged in continual pretraining using DataSculpt with various context lengths on a 7B model, and subsequently assessed its performance across 17 distinct tasks, illuminating the profound impact of our proposed method.

## 2 RELATED WORK

### 2.1 Training Long-Context Language Models

Training Large Language Models (LLMs) with expanded context windows facilitates the execution of tasks that surpass the capabilities defined by the existing paradigm, such as multi-document question answering [7], long document summarization [3], and enhanced retrieval functionalities [45]. Nevertheless, the endeavor of training LLMs with extended contexts is notably time-consuming and labor-intensive. Furthermore, documents with long sequences are conspicuously scarce in the training corpus [16]. For instance, less than 5% of documents within CommonCrawl exceed 2k tokens in length [8], which hinders LLMs’ exposure to complex narratives. Despite these challenges, significant strides have been made toward enhancing LLMs’ capabilities for long context processing.

**Architecture-Based Strategies.** Numerous studies explored the variants of Transformer architecture by modifying its attention mechanism, which includes introducing recurrence [14], transforming attention into less computationally demanding forms [5, 71], and employing low-rank approximations [50, 66]. Furthermore, LONGLLAMAs [61] presented the Focused Transformer (FOT) featuring a novel training objective that enhances the (key, value) structure, which facilitates the expansion of context length and enables efficient scaling through k-nearest neighbors lookup. These approaches achieve more efficient exact attention through the development of an IO-optimized CUDA kernel specifically designed for this purpose.

**Data-Centric Approaches.** The effectiveness of long-context language models relies equally upon the innovative employment of data-centric strategies throughout their training processes. The construction of long-context data involves more than a mere concatenation of short documents, which can lead to cross-document attention within a sequence. In these circumstances, formulating high-quality or domain-specific long sequences holds significant research value [17]. ICLM [55] and SPLICE [57] combine similar training instances through a sophisticated retrieval process, which emphasizes the critical role of high-quality long-context training data in enhancing the context expansion capabilities of LLMs without necessitating extensive data resources. Additionally, Krell et al. [37] deliberate on the challenges associated with the conventional concat-and-chunk approach, proposing an approximate bin-packing algorithm as a potential solution. As an improvement, dataset decomposition [52] and Best-fit Packing [19] both propose the sequence length aware optimization technique to minimize truncations, thereby facilitating more efficient pretraining on long sequences and achieving scalability relative to the size of dataset. Moreover, ProLong [11] introduces an evaluation framework for assessing the quality of long-context data, further enriching the field’s methodological toolkit. Nonetheless, these methods have not performed a systematic framework tailored for data construction in long context training. Our work conceptualizes data management for extended-context training as a multi-objective combinatorial optimization problem, and provide a comprehensive framework for long sequence data organization.

## 2.2 Multi-Objective Combinatorial Optimization (MOCO)

Multi-objective combinatorial optimization (MOCO) problems are characterized by the need to optimize multiple objectives simultaneously, which are often in conflict with one another [62]. The complexity of MOCO challenges lies in the fact that improving the outcome of one objective often leads to the deterioration of another, making it necessary to find a balance or trade-off between them.

**MOCO-Augmented LLMs.** Existing works have integrated MOCO problems with relevant concerns in the LLMs field. Wang et al. [65] employed the MOCO approach within the Reinforcement Learning from Human Feedback (RLHF) framework for LLMs, where the reward models aggregate multiple reward objectives with coefficients into a scalar score. Akiba et al. [2] viewed model merging as a MOCO challenge, and introduced an innovative approach that leverages evolutionary algorithms to facilitate the automated

development of robust foundation models. Furthermore, integration of MOCO with data-centric LLMs have been explored for training data selection [11, 21, 69], which applies heuristic techniques to assign weights to different data evaluation metrics and facilitates a phased resolution approach. Considering the extensive scale of training dataset, data construction for long context is treated as a MOCO challenge, for which the coarse-to-fine algorithm is identified as a suitable resolution strategy.

## 3 METHOD

We propose an innovative approach to construct concatenated sequences with multiple attributes for the enhancement of LLMs long-context utilization.

### 3.1 Multi-Objective Partition Allocation

We consider the problem as a multi-objective partition allocation problem with soft constraints in a massive data scale, which is essentially an instance of the multi-objective combinatorial optimization (MOCO) problem [44]. This can be formulated as

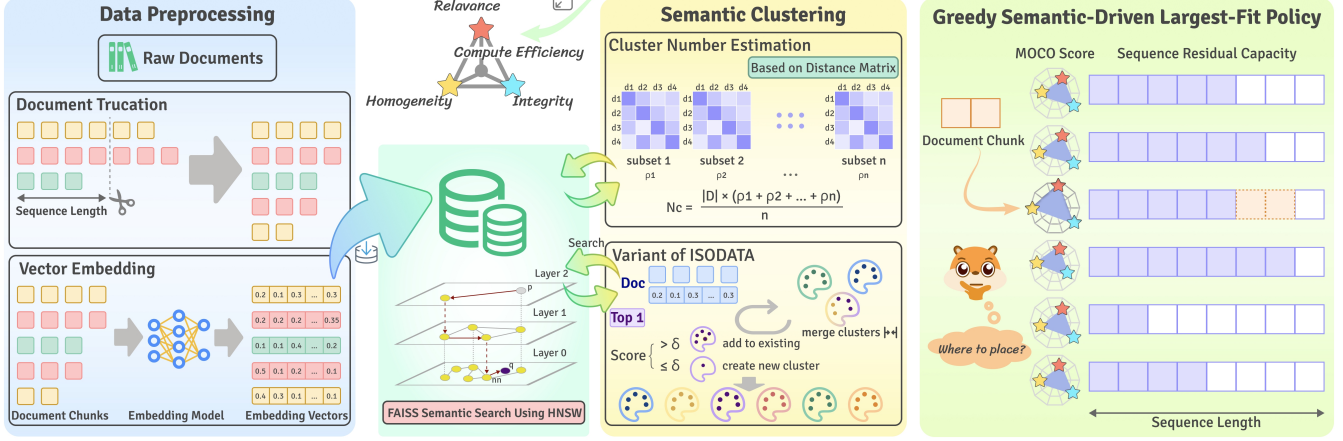
$$\begin{aligned} \max_{x \in \chi} \mathbf{f}(x) &:= (f_1(x), f_2(x), \dots, f_m(x)) \\ \text{s.t. } g_k(x) &\leq b_k + \epsilon_k, k = 1, \dots, n \end{aligned} \quad (1)$$

where  $x$  denotes a solution in the decision space  $\chi \subset \mathbb{R}^n$ ,  $\mathbf{f} : \chi \rightarrow \mathbb{R}^m$  represents an  $m$ -dimensional vector-valued objective function, and  $g_k(x) \leq b_k + \epsilon_k$  where  $k = 1, \dots, n$  stands for a series of soft constraints. Importantly, the evaluation process is computationally expensive for each individual objective  $f_i(x)$ ,  $i = 1, \dots, m$ .

**Setup.** Suppose that we have a training corpus  $\mathcal{D}$  and training sequences  $\mathcal{W}$  pending sampling, the context window for each is limited in length  $L$ . The multi-objective partition allocation problem encompasses the following optimization objectives, the ultimate goal of which is to efficiently amplify the homogeneity of concatenated documents within the identical attention sequence:

- **G1: Relevance.** One fundamental goal is to maximize the holistic semantic coherence among documents contained in the same context window, with the observation that indicates a reduction in the perplexity of language models with increasing relevance [55].
- **G2: Homogeneity.** Another objective to be pursued is diminishing cross-document attention during the model’s training phase, which can be accomplished by mitigating the quantity of documents utilized for concatenation within each sequence.
- **G3: Integrity.** Eliminating unnecessary truncation when concatenating documents for each training sequence is essential for preserving the integrity of individual documents [19], ensuring that the contextual richness and informational completeness are maintained to the greatest extent possible.
- **G4: Compute Efficiency.** In the process of managing vast training datasets for LLMs, efficiency emerges as a critical consideration. When aligning long-context training data with multi-objective goals, a balance among accuracy, processing speed, and space consumption is vital for enhancing LLM performance while optimizing resource efficiency.

## DataSculpt: Multi-Objective Partition Allocation



**Figure 2: Illustration of DataSculpt.** In the data preprocessing stage, documents are initially divided into chunks with  $\leq$  context length  $L$ , which are subsequently transformed into vector embeddings. During the semantic clustering phase, we implement a variant of the ISODATA algorithm, which is augmented with the FAISS vector searching library, to aggregate documents based on semantic similarity. Following this, a greedy semantic-driven largest-fit algorithm is utilized to arrange these clusters into sequences that are multi-objective optimally configured for extended-context training.

Soft constraints mandate that the sum of document length within each individual context window can not surpass the respective capacity, with the aim of maximizing document integrity and minimizing truncated token proportion within the same document (G3). Thus, Equation (1) can be written as

$$\max_{x \in \mathcal{X}} f(x) := \alpha f_1(x) + \beta f_2(x) + \lambda p(x) \quad (2)$$

where soft constraints are transformed into penalty terms, while  $\alpha, \beta, \lambda$  are non-negative hyper-parameters that control the impact of objective and penalty functions.

The respective objective functions are

$$\begin{aligned} f_1(x) &= \sum_{w \in \mathcal{W}} \sum_{d_i \in \mathcal{D}} \sum_{\substack{d_j \in \mathcal{D} \\ j \neq i}} x_{d_i w} x_{d_j w} \cos(E(d_i), E(d_j)) \\ f_2(x) &= \sum_{w \in \mathcal{W}} \frac{L}{\sum_{d_i \in \mathcal{D}} x_{d_i w}} \end{aligned} \quad (3)$$

where  $f_1(x)$  aims to ensure the overall similarity of concatenated documents (G1), while  $f_2(x)$  seeks to guarantee the homogeneity within a training sequence (G2).  $E(d_i)$  denotes the embedding of document  $d_i \in \mathcal{D}$  employed embedding model [10] and cosine similarity is used to determine the similarity between any pair of documents, while  $x_{d_i w}$  equals 1 if  $d_i \in w$  and 0 otherwise.  $L$  is used to divide the objective function  $f_2(x)$  to transform the minimization problem into a maximization problem for resolution.

Moreover, the penalty term  $p(x)$  can be written as

$$p(x) = \begin{cases} 0, & \text{if } \sum_{w \in \mathcal{W}} \sum_{d_i \in \mathcal{D}} x_{d_i w} \leq L \\ \frac{L}{\sum_{w \in \mathcal{W}} \sum_{d_i \in \mathcal{D}} x_{d_i w}} - 1, & \text{otherwise} \end{cases} \quad (4)$$

which serves as a penalty for the truncation of concatenated documents that exceed context window capacity, thereby causing document incompleteness.

Solving MOCO problems exactly is NP hard, but coarse-to-fine algorithms are recognized for offering an efficient approximate solution (G4). However, the challenge lies in effectively reconciling multiple objects within the constraints of computational resources and the vast scale of the training corpus  $\mathcal{D}$  [72]. We denote  $|\mathcal{D}|$  as the number of documents contained in  $\mathcal{D}$ . The quantity of documents  $k$  chosen for concatenation within a specific context is notably smaller than the total document count in  $\mathcal{D}$  ( $k \ll |\mathcal{D}|$ ). Consequently, despite conducting score-based sorting on the remaining  $|\mathcal{D}| - k$  documents during each iteration, they remain unselected, thereby consuming a significant expenditure of time and computational resources. Therefore, we initially perform semantic clustering on the entire training corpus  $\mathcal{D}$  at a coarser granularity, followed by the implementation of a greedy algorithm to optimize the trade-off between efficiency and precision during the document organization process.

### 3.2 Phase 0: Data Preprocessing

Given the training context window length  $L$  of the model, we tokenize raw documents in the training corpus  $\mathcal{D}$  and divide them into segments, each comprising no more than  $L$  tokens, which is dictated by the context length constraints. Subsequently, we utilize the embedding model to embed each segmented document  $d_i$  to get  $E(d_i)$ .

### 3.3 Phase 1: Semantic Clustering

In the initial phase, the documents undergo a process of semantic clustering. To estimate the initial cluster number, we derive



---

**Algorithm 1** Variant of ISODATA

---

**Input:** Training corpus  $\mathcal{D}$ , Cluster number  $N_c$  gained from Equation (6), Hyperparameters: distance threshold  $\delta$ , alteration threshold  $\epsilon$ , maximum iterations  $T$

**Parameter:** Unclustered data  $\mathcal{U}$ , Alteration distance  $dst$

**Output:** Clusters  $C = \{c_j\}_{j=1}^{N_c}$

Define  $\mu(c)$ : center vector of cluster  $c$

```
1: Sample  $N_c$  centroids in  $C = \{c_j\}_{j=1}^{N_c}$  randomly from  $\mathcal{D}$ ,  
    $\mu(c_j) \leftarrow E(d_j)$  for all  $j = 1, \dots, N_c$   
2:  $\mathcal{U}, dst \leftarrow [], 0$   
3: for  $t = 1, 2, \dots, T$  do  
4:   for each documnet  $d_i$  in  $\mathcal{D}$  do  
5:     if  $\max_{c_j \in C} \cos(E(d_i), \mu(c_j)) > \delta$  or  $t == T$  then  
6:       Add  $d_i$  to  $c_{j^*} = \arg \max_{c_j \in C} \cos(E(d_i), \mu(c_j))$   
7:     else  
8:        $\mathcal{U}.append(d_i)$   
9:     end if  
10:  end for  
11:  for each  $d_u$  in  $\mathcal{U}$  do  
12:    Add new cluster  $c_u, \mu(c_u) \leftarrow E(d_u), N_c \leftarrow N_c + 1$   
13:  end for  
14:  for each cluster  $c_j$  do  
15:     $dst \leftarrow dst + ||\mu(c_j) - \frac{1}{|c_j|} \sum_{d_i \in c_j} E(d_i)||$   
16:    Recalculate centroid  $\mu(c_j) \leftarrow \frac{1}{|c_j|} \sum_{d_i \in c_j} E(d_i)$   
17:  end for  
18:  for each pair of clusters  $c_i$  and  $c_j$  do  
19:    if  $\cos(\mu(c_i), \mu(c_j)) > \delta$  then  
20:      Merge cluster  $c_i$  and cluster  $c_j, N_c \leftarrow N_c - 1$   
21:    end if  
22:  end for  
23:  if  $dst < \epsilon$  then  
24:    Break  
25:  end if  
26:   $dst \leftarrow 0$   
27: end for  
28: return Clusters  $C = \{c_j\}_{j=1}^{N_c}$  where  $\cup_{j=1}^{N_c} c_j = \mathcal{D}$ 
```

---

inspiration from the construction of a distance matrix by quantifying semantic distances between documents within the training corpus  $\mathcal{D}$ . We first divide  $\mathcal{D}$  into  $n$  subsets  $D_1, D_2, \dots, D_n$ , where each subset  $D_j = \{d_1, d_2, \dots, d_k\} \subset \mathcal{D}$  and  $\bigcup_{j=1}^n D_j = \mathcal{D}$ . For each subset  $D_j$ , we compute the density  $\rho_j$  of its distance matrix, which demonstrates the average dissimilarity score in relation to the entire subset.

$$\rho_j = \frac{2}{n(n-1)} \sum_{d_i \in D_j} \sum_{\substack{d_k \in D_j \\ k \neq i}} \cos(E(d_i), E(d_k)) \quad (5)$$

Ultimately, the approximate number of clusters  $N_c$  for semantic clustering is ascertained to be equivalent to the total number of documents within the training corpus multiplied by the average score of dissimilarity among subsets  $D_1, D_2, \dots, D_n$ , denoted as

$$N_c = \lfloor |\mathcal{D}| * \bar{\rho} \rfloor = \left\lfloor |\mathcal{D}| * \frac{\sum_{D_j \subset \mathcal{D}} \rho_j}{n} \right\rfloor \quad (6)$$

We have implemented modifications to the ISODATA clustering algorithm [48], tailoring the algorithm's splitting and merging phases to better align with the specific characteristics of our text corpus, as outlined in Algorithm 1. Furthermore, to enhance the efficiency of vector similarity assessments, we have integrated the FAISS index [33], a sophisticated method for conducting high-speed pairwise similarity searches.

We first randomly select  $N_c$  data samples from the entire training corpus  $\mathcal{D}$  to serve as the initial clustering centers, which is based on the calculations from Equation (6). These sampled data points are then indexed using the FAISS vector searching library. Throughout the clustering process, for each document  $d_i$ , we employ the HNSW method [47] from FAISS to retrieve its nearest cluster center  $c_j$ . If the semantic similarity between the current center and  $d_i$  exceeds a predefined threshold  $\delta$ , then  $d_i$  is assigned to cluster  $c_j$ . Conversely, if the similarity does not surpass  $\delta$ ,  $d_i$  is designated as a new cluster center. Moreover, as the iterative clustering progresses, adjustments to the cluster centers are made by calculating the mean of the document embedding vectors within each cluster, thereby establishing new cluster centroids. Additionally, if the similarity between any two clusters exceeds the threshold  $\delta$ , those clusters are merged. This approach not only refines the clustering process by dynamically adjusting cluster centers based on semantic coherence but also ensures that clusters remain distinct and meaningful by merging overly similar clusters, thereby enhancing the overall structure and interpretability of the clustering outcome.

**Time Complexity.** The computational complexity of the original ISODATA algorithm is denoted as  $O(|\mathcal{D}|TN_c)$ , where  $|\mathcal{D}|$  represents the quantity of the entire dataset,  $N_c$  denotes the initial cluster count, and  $T$  signifies the number of iterations. However, the integration of FAISS library leveraging HNSW search significantly accelerates the querying for relative vectors through the establishment of a multi-layered indexing architecture, which optimizes the process of pinpointing similar data points across expansive datasets. The construction phase of the index is typically completed within a time frame of  $O(N_c \log N_c)$ , which then supports the rapid search for each query vector. By executing a hierarchical traversal within the index structure, the algorithm efficiently locates the nearest neighbor, showcasing a time complexity of  $O(\log N_c)$ . This optimization reduces the overall time complexity to  $O(|\mathcal{D}|T \log N_c)$ , representing a critical step towards improving the computational efficiency of our data scheduling procedures, enabling more rapid and precise clustering outcomes (G4).

### 3.4 Phase 2: Greedy Policy

In the preliminary phase, documents within the training corpus  $\mathcal{D}$  are clustered based on their semantic similarities at a broader level of granularity. The subsequent stage leverages a sophisticated multi-objective partition allocation algorithm, strategically applied across these preliminary clusters. The purpose of this algorithm, as depicted in Algorithm 2, is to systematically arrange documents into various context sequences for concatenation.

As delineated in Section 3.1, our objective encompasses augmenting the relevance (G1), homogeneity (G2), and integrity (G3) of the textual content encapsulated within each context window. This enhancement is realized through a strategic reduction in the

---

**Algorithm 2** Greedy Semantic-Driven Largest-Fit Allocation

---

**Input:** Cluster  $c_j \in \mathcal{C}$ , Context sequence capacity  $L$ , Context sequence quantity  $N_w$ , Hyperparameters: impact of objective and penalty function  $\alpha, \beta, \lambda$

**Parameter:** Available context sequence  $\mathcal{A}$ , Semantic relevance  $f_1$ , Residual capacity proportion  $f_2$ , Truncation penalty  $p$ , Concatenation score  $F$

**Output:** Constructed sequences  $\mathcal{S} = \{s_l\}_{l=1}^{N_w}$

Define  $r(s)$ : remaining capacity of context sequence  $s$

Define  $l(d)$ : token quantity of document  $d$

Define  $\mu(s)$ : center vector of context sequence  $s$

```
1:  $\{r(s_l) \leftarrow L\}_{l=1}^{N_w}$ : Initialize empty context sequences
2:  $S_{c_j}$ : Sort  $d_i \in c_j$  by token quantity in descending order
3: for each documnet  $d_i$  in  $S_{c_j}$  do
4:    $\mathcal{A} = \{s_l | r(s_l) \geq 0\}_{l=1}^{N_w}$ 
5:   if  $\mathcal{A} = \emptyset$  then
6:     Break
7:   end if
8:   for each context sequence  $s_a$  in  $\mathcal{A}$  do
9:      $f_1(d_i, s_a) = \cos(E(d_i), \mu(s_a))$ 
10:     $f_2(d_i, s_a) = r(s_a)/L$ 
11:     $p(d_i, s_a) = \begin{cases} 0, & \text{if } l(d_i) \leq r(s_a) \\ L/(L + l(d_i) - r(s_a)), & \text{otherwise} \end{cases}$ 
12:     $F(d_i, s_a) = \alpha f_1(d_i, s_a) + \beta f_2(d_i, s_a) + \lambda p(d_i, s_a)$ 
13:    Add  $d_i$  to  $s_a^*$  where  $s_a^* = \arg \max_{s_a \in \mathcal{S}} F(d_i, s_a)$ 
14:   end for
15:    $r(s_a^*) \leftarrow r(s_a^*) - l(d_i)$ 
16:    $\mu(s_a^*) \leftarrow ((|s_a^*| - 1)\mu(s_a^*) + E(d_i))/|s_a^*|$ 
17: end for
18: return Constructed sequences  $\mathcal{S} = \{s_l\}_{l=1}^{N_w}$ 
```

---

quantity of documents concatenated into a single context sequence, amplifying the semantic congruence among these documents, and eliminating unnecessary truncations.

Initially, documents within each previously formed cluster are organized in descending order by their token count. Following this organization, for each document  $d_i$  pending allocation, the process seeks to integrate it into an existing sequence  $s_a$  with content length that does not exceed the maximum context window capacity  $L$ . The sequence  $s_a$  is selected based on achieving the highest composite score  $F(d_i, s_a)$ , which reflects a weighted consideration of semantic similarity (G1), available residual capacity (G2), and the minimization of truncation penalties (G3). Through this approach, we aim to ensure that the allocation of documents to sequences is not only computing efficient but also optimally maintains semantic consistency, maximizes capacity utilization, and preserves the integrity of individual documents within each training sequence. The strategy is pivotal in enhancing the overall effectiveness of context sequences for LLMs, by fostering a training environment that is both informationally rich and contextually coherent.

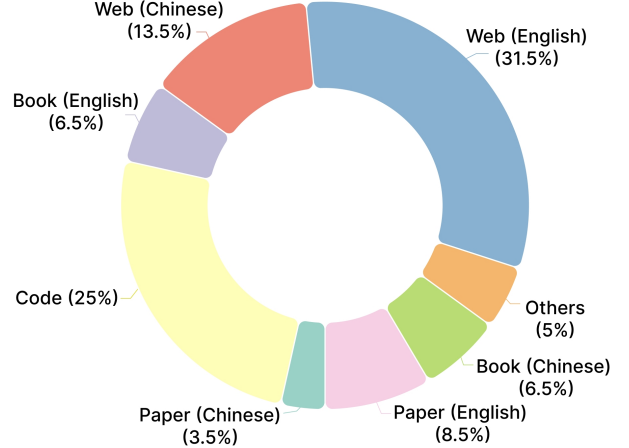
## 4 EXPERIMENTS AND RESULTS

In this section, we describe details of our analytical study of training corpuses (Section 4.1), experimental setup (Section 4.2), the baseline

methods we use for comparison (Section 4.3), and experimental results (Section 4.4).

### 4.1 Analytical Study on Data Corpus

The data employed for training originates from a variety of domains, including the web, books, academic papers, code repositories, etc.. The composition of these sources and their respective weight proportions are illustrated in Figure 3.



**Figure 3: Domain proportion of the training corpus. We have maintained the data distribution ratios across different sources from the previous pretraining stage.**

To provide further insight of our intuition, we undertook a comprehensive analysis, examining both the token quantities within individual documents among diverse domains and assessing the effectiveness of semantic clustering across different methodologies.

#### 4.1.1 Length Analysis.

We conducted a statistical analysis of the token number characteristics across various domains, as illustrated in Table 1. We also categorize the tokenized documents into different length intervals based on token quantities across each domain. This process enables us to derive the distribution of token lengths for individual documents situated within specific domains. The proportional distributions across domains are presented as a normalized stacked horizontal bar chart in Figure 1, which provides a hierarchical view of the domains according to their prevalence of longer texts. It reveals that data originating from the book and academic paper domains predominantly consist of long documents, with more than half of the data exceeding sequence lengths of 64K tokens. In contrast, academic papers tend to feature medium-length documents (ranging from 4K to 32K tokens), while web-sourced data are characterized by a preponderance of short documents, almost exclusively comprising texts shorter than 4K tokens. Consequently, it is evident that web data does not inherently lend itself to extending model training windows due to its shorter length, necessitating the concatenation of multiple individual documents to form longer sequences suitable for training.

Domain	Book (Chinese)	Book (English)	Paper (English)	Code	Paper (Chinese)	Web (English)	Web (Chinese)	Others
Max Len	24,203,838	8,241,838	10,721,906	1,000,000	1,471,297	1,267,049	80,688	21,839
Min Len	667	322	127	173	696	289	132	23
Avg Len	176,156	216,969	20,555	2,578	6,216	886	358	224

**Table 1: Token statistics among domains. We conducted an analysis of the maximum, minimum, and average token counts from different domains following tokenization. Data sourced from the web tends to have a shorter average length, necessitating the concatenation of multiple documents to achieve extended sequences suitable for long-context training.**

The attribute that individual documents originating from books and academic papers tend to have a longer average length significantly increases their propensity to occupy the entirety of a context sequence when training models under expanded contexts, such as 32K or 64K tokens. Conversely, web-derived data predominantly exhibits a shorter average document length compared to other domains, necessitating the concatenation of multiple documents to form sequences of adequate length during the training process of extended sequence lengths.

This observation underscores the intrinsic variability in document length across different domains. However, a balanced domain mixture is important for extend context training, where experiments conducted by Fu et al. [24] demonstrated the importance of upsampling longer sequences while preserving the domain mixture within the pretraining corpora for effective context scaling. Therefore, it is necessary to adopt flexible data organization strategies tailored to accommodate the varying length distributions across domains. Specifically, for domains characterized by longer documents, such as books and academic papers, leveraging the natural length of these documents can optimize the utilization of context windows during training. On the other hand, for web-sourced data, where a majority of the individual documents are insufficient to span the entire context sequence, a strategy involving the concatenation of multiple documents to construct longer sequences becomes imperative. This insight holds substantial significance for our work. The approach ensures that the training process effectively captures the broader context as well as takes into account the characteristics of different data sources, thereby enhancing the model’s overall ability to understand and generate coherent text across varying lengths and domains.

Considering the distribution of document lengths and proportion of each domain, we have strategically organized the web-produced English data within our training corpus, which constitutes **30.5%** of the total training data.

#### 4.1.2 Semantic Clustering Analysis.

In evaluating the effectiveness of semantic clustering, our analysis encompasses two key dimensions: the statistical features related to the document quantities within each cluster, and the application of t-SNE [63] for dimensionality reduction to project and analyze clusters. These clusters were derived from two distinct approaches: the greedy traversal of incomplete graphs as described in ICLM [55], for which we refer to the official implementation<sup>1</sup>, and the semantic clustering achieved through an ISODATA variant (Algorithm 1) implemented by our DataSculpt.

<sup>1</sup><https://github.com/swj0419/in-context-pretraining>

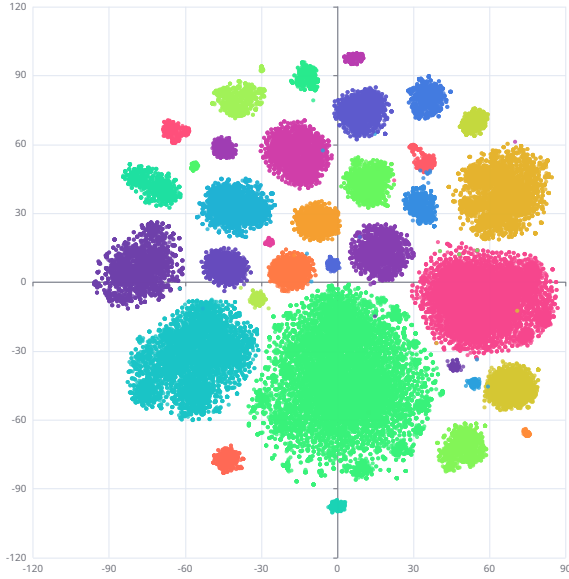
**Numerical Narratives.** Initially, we performed a quantitative analysis of the number of clusters generated by two distinct methodologies, as detailed in Table 2. It revealed that the clusters produced through greedy graph traversal in ICLM totaled 323,428,858, markedly surpassing the 611,981 clusters formed via semantic clustering with Algorithm 1, which suggests a more fragmented clustering approach by the former method. Moreover, clusters initiated at the commencement of the traversal process encompassed a substantially larger number of documents compared to those established later, leading to a pronounced imbalance in document distribution. Specifically, a significant skew was observed in the distribution of clusters from ICLM, with **53.56%** comprising isolated single-document clusters. The dominance of such minimal-scale clusters hinders the ability to adequately fill the context window during the concatenation process for long sequences, thereby inadequately mitigating cross attention in training despite the potential for high semantic similarity among documents. Conversely, DataSculpt exhibited a more equitable distribution of cluster sizes throughout the semantic clustering process, enabling the majority of clusters containing semantically akin documents to extend to the length required for a long context sequence. This strategy efficiently capitalizes on the advantages of clustering similar documents, which significantly enhances the model’s training efficiency by promoting semantic coherence within clusters.

**T-SNE Visualization Journeys.** Data visualization is crucial for helping decision-making during massive data management [53]. Here we also employed the dimensionality reduction technique t-SNE to visualize both the semantic clusters generated via Algorithm 1 and those identified through greedy graph traversal mechanism on an incomplete graph as described in ICLM. For the latter approach, each document was connected to its 20 nearest neighbors, facilitating the construction of the incomplete graph.

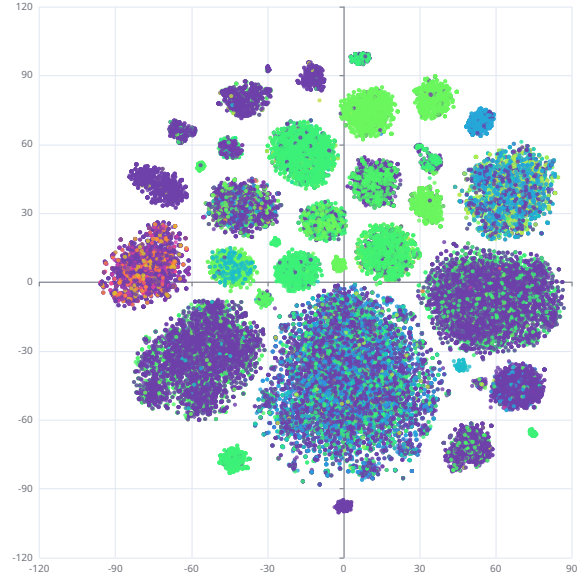
Figure 4 clearly demonstrates the effectiveness of Algorithm 1 in achieving semantic clustering, wherein the documents within each cluster display a pronounced semantic concentration. Upon applying t-SNE for dimensionality reduction and subsequent visualization, distinct clusters can be clearly delineated, showcasing notable semantic boundaries among them. This method underscores the capacity of semantic clustering to aggregate documents with high semantic similarity, enhancing the interpretability of large datasets. However, clusters obtained through the greedy graph traversal in ICLM exhibit substantial size variances, attributed mainly to the restriction of single visitation per document and absence of a strategic path truncation policy. As a result, such clusters display a wider range of semantic cohesion internally, which leads to a diminished relational coherence among documents concatenated into the

Method	Cluster Number	Stats of Docs Number in Clusters					
		Max	Min	Mean	Median	Less than 100	Single Doc
ICLM	323,428,858	26,630	1	3.458	1	322,926,996	173,231,427
DataSculpt	611,981	11,747	1	1,827	763	1,479	29

**Table 2: Document statistics among clusters.** The clusters formed through ICLM’s greedy traversal of an incomplete graph demonstrate a significant bias in the distribution of document quantities, with 99.8% of clusters containing fewer than 100 documents and 53.56% comprising only a single document. In contrast, clusters generated by DataSculpt’s semantic clustering approach display a more balanced distribution of document numbers.



(a) T-SNE on clusters built from Algorithm 1.



(b) T-SNE on clusters built from graph traversal in ICLM.

**Figure 4: Visualization using t-SNE on document embeddings sampled from the web derived (English) training corpus, with each cluster denoted by a distinct color.** Left (4a) presents the semantic clustering results generated by the methodology outlined in Algorithm 1, and right (4b) illustrates clusters where nodes are united by a shared traversal path, as identified by the greedy graph traversal algorithm discussed in ICLM [55].

same context sequence, potentially undermining the efficacy of the clustering process. The ability of Algorithm 1 to produce semantically concentrated clusters suggests a more robust framework for handling the complexities of large-scale training datasets.

## 4.2 Experimental Setup

We continue pretraining a Transformer decoder-only 7B model [20] similar to LLaMA framework [60] by different sources with the same distribution ratios to the previous pretraining stage, where we structured the data derived from the web (English) domain in accordance with a previously defined multi-objective partition allocation strategy (Section 3.4). The details of training datasets can be found in Section 4.1.

**Data Processing Details.** During the data preprocessing phase, we tokenize raw documents from the training corpus [4],

which collectively encompass 855 billion tokens, and then truncated documents at varying sequence lengths of 16K, 32K, and 64K. In conducting vector embedding across our training datasets, we employed the BGE-m3 model [10] as our embedding model, encoding each document into a 1024-dimensional vector. The encoding process necessitated approximately 9 days using a 1,044,090 GPU cluster. Following this, we constructed an HNSW index based on FAISS index [33] to facilitate efficient similarity search for semantic clustering (Section 3.3). The greedy semantic-driven partition algorithm (Section 3.4) within each cluster was executed on a 4114 CPU Ray cluster.

**Model Details.** The model comprises a Transformer decoder with 32 attention heads across 32 layers. It features a hidden layer size of 4096, coupled with a dimensionality of 11008 for the forward propagation layers, and the base of Rotary Positional Encoding

(RoPE) [58] is modified to accommodate longer context. We train with 16K, 32K, 64K sequence lengths using 15B tokens for the 7B base model (recall that base model has the 16K context length), applied on 112 H800 GPUs across 14 nodes. We employ global batch sizes of 224, 112, and 56 sequences per step for context lengths of 16K, 32K, and 64K, which maintains a uniform number of tokens for model parameter updates. The learning rate is set to  $3e-4$  with linear warm-up over the first 1,000 optimization steps and cosine decay schedule.

### 4.3 Baselines

We compare DataSculpt with the following baselines: (1) **Random sampling** is the standard method that places randomly shuffled and concatenated documents within each input context. (2) **ICLM** [55] utilizes a greedy graph traversal strategy to concatenate semantically similar documents within the context sequence, but only constructing an incomplete graph and restricting each document node to a single visit during traversal due to the extensive volume of the training corpus.

### 4.4 Results

We perform evaluations to validate the effectiveness of DataSculpt on both common capabilities and long-context utilization across various downstream tasks, including general understanding (Section 4.4.1), retrieval augmentation (Section 4.4.2), summarization (Section 4.4.3), reading comprehension (Section 4.4.4) and code completion (Section 4.4.5).

#### 4.4.1 General Understanding.

General understanding tasks require the model to comprehend the text holistically, extracting key elements and answering queries, which focuses on broad understanding over specific task execution. We evaluate the 7B natural language models with zero-shot on MMLU [27, 28], TyDiQA [13], BBH [56] and few-shot in-context learning on TREC [30, 42]. MMLU encompasses 57 distinct tasks featuring multiple-choice questions from diverse knowledge domains such as humanities, social sciences and hard sciences. TyDiQA is a multilingual question answer dataset containing 204K pairs across 11 topologically diverse languages, which captures language phenomena absent in English-only corpora. BBH focuses on a suite of 23 challenging tasks from BIG-Bench that require multi-step reasoning, where previous language model evaluations fell short of average human-rater performance. TREC is a text classification challenge aimed at categorizing queries into predefined classes, thereby assessing a model’s ability to accurately classify questions, facilitating the determination of suitable responses or actions. Table 3 contains more details about these tasks. Each dataset includes multiple subtasks, and each subtask comes with few-shot examples.

In Table 4, we compare our models trained via DataSculpt with other baseline models in general understanding across various context window size. DataSculpt not only aligns but also slightly outperforms the baselines, particularly in areas requiring multi-hop logical reasoning tasks (+4.88% compared to random sampling, +4.38% compared to ICLM).

Dataset	# Tasks (Labels)	# Instances	Answer Type
MMLU	57	14,079	Letter options
TyDiQA	9	1,713	Span
BBH	23	920	COT and answer
TREC	6(1st)-47(2nd)	500	Letter options

**Table 3: Statistics of evaluation datasets for general understanding. The evaluation tasks cover different kinds of types, including question answering and text classification.**

Context Length	Method	MMLU	TYDIQA	BBH	TREC
16K	random	<b>52.37</b>	21.45	37.87	68
	ICLM	52.03	22.27	38.52	71
	DataSculpt	51.92	<b>24.75</b>	<b>39.7</b>	<b>71.5</b>
32K	random	47.09	17.27	33.81	70.5
	ICLM	48.09	18.8	29.95	67.5
	DataSculpt	<b>48.36</b>	<b>19.53</b>	<b>35.35</b>	<b>74.5</b>
64K	random	45.26	15.28	32.9	68
	ICLM	<b>46.69</b>	16	33.14	69.5
	DataSculpt	46.27	<b>17.55</b>	<b>34.54</b>	<b>71</b>

**Table 4: Evaluation on general understanding tasks. Despite DataSculpt targeting to long-context utilization, it achieves performance slightly exceeds that of the baselines.**

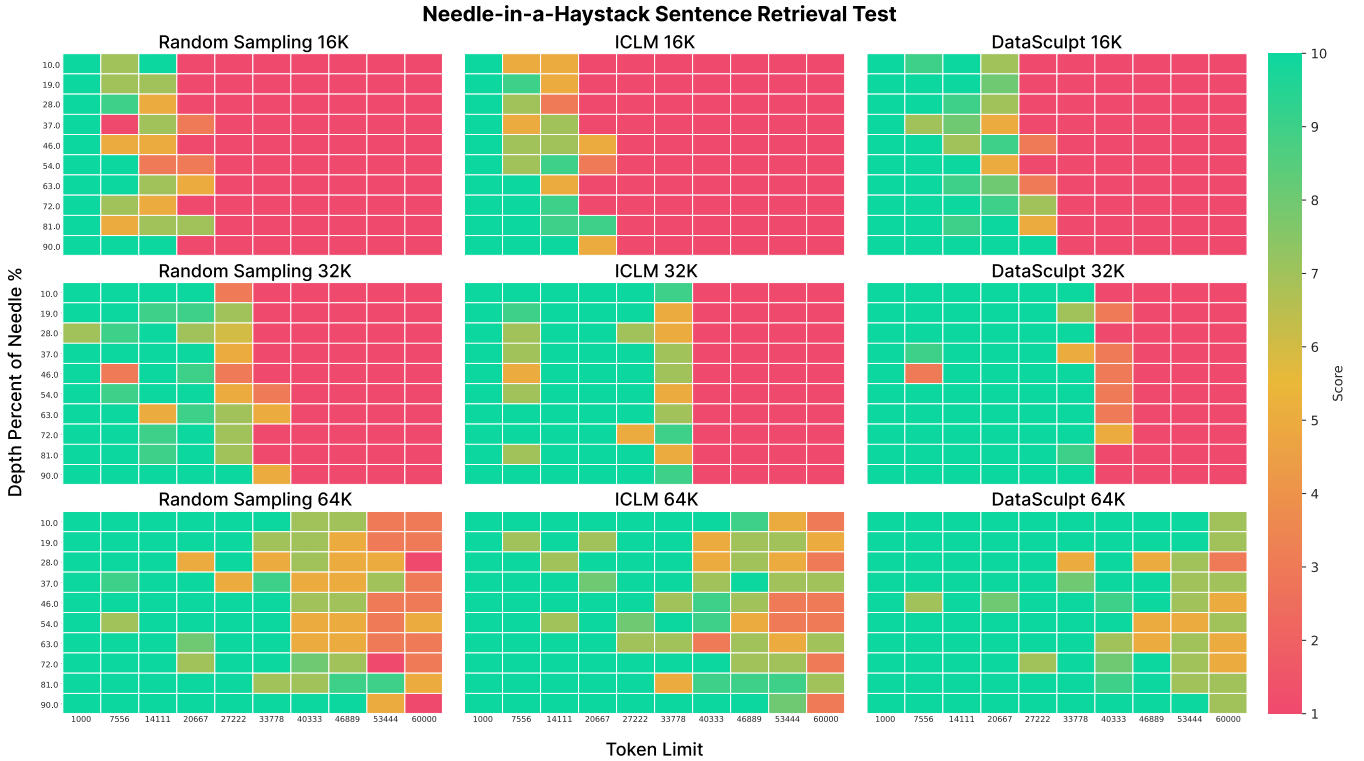
#### 4.4.2 Retrieval Augmentation.

Retrieval augmentation involves LLMs to access external knowledge sources, such as databases or text corpora to retrieve pertinent information as required, effectively extending their memory and knowledge capabilities beyond what is available in their pretrained state. In assessing the performance of models on retrieval augmentation tasks, we focus on the models’ synthetic key-value retrieval performance [45] under settings of 140 and 300 key-value pairs and conduct a zero-shot evaluation using the TriviaQA dataset [34]. Further experiments are also undertaken on the “needle in a haystack” task [24, 35] with a maximum of 64K tokens to gain a comprehensive understanding of the effectiveness of these models in identifying specific information within extensive contexts. TriviaQA comprises over 650K question-answer-evidence triples and 95K question-answer pairs labeled with evidence passages curated by trivia enthusiasts. The key-value retrieval task [45] has evolved into a standard diagnostic tool for exploring contextual capabilities, where models are presented with a set of key-value pairs and tasked to retrieve a value corresponding to a specific key from a set of key-value pairs. The “needle in a haystack” task is designed to evaluate the models’ capacity for in-context retrieval within extended contexts, further testing their ability to navigate and extract pertinent information from dense information sets.

Results in Table 5 shows the superior performance of DataSculpt in key-value retrieval tasks across both 140 and 300 key-value pairs configurations, showcasing improvements of up to 59.09% over random sampling and 34.33% over ICLM. Since it proves challenging for a model trained with 16K sequence length to extrapolate its capabilities to 24K, models trained under such setting did not yield

Context Length	Method	140 Key-Value Pairs						300 Key-Value Pairs							
		$p_1$	$p_{35}$	$p_{70}$	$p_{105}$	$p_{140}$	Avg.	$p_1$	$p_{50}$	$p_{100}$	$p_{150}$	$p_{200}$	$p_{250}$	$p_{300}$	Avg.
16K	random	97.2	59.6	20.6	16.2	8.8	40.48	-	-	-	-	-	-	-	-
	ICLM	<b>99.8</b>	20.2	25.6	13.6	11.6	34.16	-	-	-	-	-	-	-	-
	DataSculpt	99	<b>77.6</b>	<b>46.8</b>	<b>36.4</b>	<b>12.6</b>	<b>64.48</b>	-	-	-	-	-	-	-	-
32K	random	82.4	48.8	46.8	38	15	46.2	71.8	15.8	6.4	4.4	15.2	6.6	68.6	26.97
	ICLM	68	53.8	56.2	52.6	47.2	55.56	75	17.7	12.3	8.6	<b>17.5</b>	22.3	72.4	32.26
	DataSculpt	<b>87</b>	<b>91</b>	<b>89.4</b>	<b>81.6</b>	<b>51.4</b>	<b>80.08</b>	<b>97</b>	<b>26.2</b>	<b>16</b>	<b>13.6</b>	15.6	<b>29.8</b>	<b>83.6</b>	<b>40.26</b>
64K	random	99.6	52.4	43	49.4	45.4	57.96	<b>99.4</b>	26.6	26.2	22.4	4.2	5.4	45.4	32.8
	ICLM	92.4	74	78.8	73.6	56.8	75.12	88	51.8	48.2	31.4	16.7	22.6	56.3	45
	DataSculpt	<b>99.8</b>	<b>96.1</b>	<b>92.4</b>	<b>87.7</b>	<b>61.5</b>	<b>85.5</b>	97.4	<b>64.4</b>	<b>56.8</b>	<b>38</b>	<b>24.8</b>	<b>30.2</b>	<b>72.6</b>	<b>54.89</b>

**Table 5: Key-value retrieval performance on dictionaries of 140 ( $\approx 11.2K$  tokens) and 300 ( $\approx 24K$  tokens) key-value pairs.  $p_i$  represents the scenario where the pertinent information is located at the  $i$ -th position. “-” indicates instances where the result is not applicable, as the tokenized context length exceeds the model’s capacity. Each position underwent evaluation across 500 examples. The model trained with DataSculpt performs much higher accuracy on hard-to-retrieve positions.**



**Figure 5: “Needle in a haystack” performance comparison, where the x-axis represents the document’s length (the “haystack”), and the y-axis reflects the position of the “needle” (a short sentence) within the document, ranging from 1K to 64K tokens. The model’s performance in reciting information from the “needle” across various document lengths and positions is assessed on a scale from 1 to 10, represented through a color gradient transitioning from red (score of 1) to green (score of 10).**

measurable scores in the 300 key-value pairs task. Additionally, Figure 5 illustrates the visualization outcomes for the “needle in a haystack” task, indicating that DataSculpt notably enhances the model’s ability to extrapolate beyond the training context lengths.

#### 4.4.3 Summarization.

Summarization tasks involve generation of concise and coherent abstracts from a given source text, which evaluate a model’s capacity to distill key information, maintain the original text’s intent,



Context Length	Method	K-V Retrieval	TriviaQA	Needle.
16K	random	-	86.15	32.1
	ICLM	-	87.86	33.7
	DataSculpt	-	<b>89.58</b>	<b>44.9</b>
32K	random	36.59	<b>86.31</b>	49.4
	ICLM	43.91	85.48	58.2
	DataSculpt	<b>60.17</b>	84.12	<b>63.7</b>
64K	random	45.38	85.85	77.4
	ICLM	60.06	86.02	82.8
	DataSculpt	<b>70.20</b>	<b>86.84</b>	<b>90</b>

**Table 6: Average performance on retrieval augmentation tasks. DataSculpt outperforms the baselines on almost all datasets, with the mean improvement at 19.33%.**

and present it in a brief and comprehensible manner. Compared to traditional QA and text classification tasks, which frequently rely on local context for solutions, summarization requires a broader understanding of the entire document [3]. This capability is more closely associated with LLMs’ long-context capabilities. We assess the post-trained models in a zero-shot setting on GovReport [31], QMSum [73], and employ few-shot in-context learning on SAMSum [25]. GovReport is a large-scale dataset for long document summarization, featuring approximately 19.5K U.S. government reports paired with expert-crafted abstractive summaries. QMSum is a benchmark for query-based multi-domain meeting summarization, encompassing annotated query-summary pairs spanning 232 meetings in diverse domains including product development, academia, and committee discussions. SAMSum is specifically curated for dialogue summarization, comprising messenger-style conversations accompanied by human-annotated summaries. Additional details about these tasks can be found in Table 7. Here we utilize the ROUGE-L [43] metric, an N-gram based measure extensively adopted in QA and summarization tasks. Improvements in summarization tasks achieved through DataSculpt are documented in Table 8, showcasing enhancements of 21.21% over random sampling and 18.18% over ICLM.

Dataset	Source	Avg Len	Query	Metric
GovReport	Government report	8,734	×	Rouge-L
QMSum	Meeting	10,614	✓	
SAMSum	Dialogue	6,258	×	

**Table 7: Statistics of evaluation datasets for summarization. “Source” refers to the provenance of the dataset, and “Avg Len” is calculated based on word counts. “Query” signifies whether the dataset conforms to the query-based format.**

#### 4.4.4 Reading Comprehension.

Reading comprehension assesses the capacity of models to generate responses to queries, grounded in the context provided within a given textual passage. We evaluate the models’ ability in reading comprehension with zero-shot on NarrativeQA [36], Qasper [15], HotPotQA [70] and 2WikiMultihopQA [29]. NarrativeQA consists

Context Length	Method	GovReport	QMSum	SAMSum
16K	random	24.51	18.6	15.83
	ICLM	25.5	17.43	16.67
	DataSculpt	<b>27.66</b>	<b>21.41</b>	<b>20.41</b>
32K	random	24.04	18.42	12.23
	ICLM	27.71	<b>18.72</b>	12.85
	DataSculpt	<b>28.83</b>	17.87	<b>24.04</b>
64K	random	26.75	18.92	12.47
	ICLM	25.92	17.82	13.65
	DataSculpt	<b>29.42</b>	<b>20.25</b>	<b>18.41</b>

**Table 8: Evaluation on summarization tasks. DataSculpt consistently surpasses baseline models across nearly all three datasets and various context lengths.**

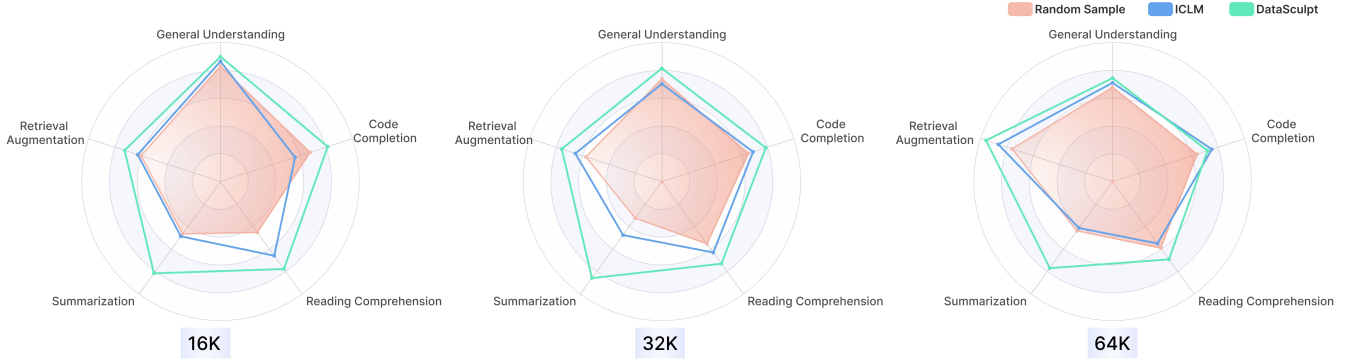
Dataset	Avg Len	Classification	Metric
NarrativeQA	18,409	Single-Doc	F1
Qasper	3,619		
HotPotQA	9,151	Multi-Doc	
2WikiMultihopQA	4,887		

**Table 9: Statistics of evaluation datasets for reading comprehension. “Avg Len” is calculated based on word counts.**

Context Length	Method	NarrativeQA	Qasper
16K	random	7.46	7.53
	ICLM	12.34	9.6
	DataSculpt	<b>19.33</b>	<b>9.83</b>
32K	random	11.09	10.55
	ICLM	16.47	9.63
	DataSculpt	<b>18.33</b>	<b>11.35</b>
64K	random	16.53	9.16
	ICLM	14.07	<b>9.97</b>
	DataSculpt	<b>18.45</b>	9.07

**Table 10: In zero-shot evaluations on the validation subsets of NarrativeQA and Qasper, DataSculpt records improvements of 27.06% over random sampling and 13.22% over ICLM.**

of long stories in the form of books and movie scripts, accompanied by human-crafted questions designed to assess reading comprehension. Qasper is a dataset comprising 5,049 questions derived from 1,585 NLP papers. The questions are formulated by NLP experts based solely on paper titles and abstracts, while answers are addressed by a different group of NLP practitioners. HotpotQA involves 113,000 two-hop question-answer pairs with four key features, authored directly by native speakers given two related paragraphs. 2WikiMultihopQA is a multi-hop dataset that has comprehensive explanations from question to answer derived from Wikipedia and Wikidata, synthesized with manually designed templates to prevent shortcut-based solutions. NarrativeQA and Qasper fall into the category of single-document question-answering (QA)



**Figure 6: Radar charts depicting the average performance metrics of models trained with varying sequence lengths on a spectrum of benchmark categories. Among all evaluated training lengths, models developed using the DataSculpt approach surpass baseline-trained models in performance metrics across a diverse range of benchmark categories.**

Context Length	Method	HotPotQA	2WikiMultihopQA
16K	random	3.52	8.66
	ICLM	<b>8.07</b>	9.57
	DataSculpt	7.68	<b>9.82</b>
32K	random	<b>10.09</b>	10.45
	ICLM	8.73	10.39
	DataSculpt	8.31	<b>11.24</b>
64K	random	8	9.98
	ICLM	8.47	9.51
	DataSculpt	<b>9.92</b>	<b>10.23</b>

**Table 11: Zero-shot F1 performance on the reading comprehension tasks of HotPotQA and 2WikiMultihopQA datasets, with an average improvement of 10.54% on HotPotQA and 6.86% on 2WikiMultihopQA.**

datasets, whereas HotPotQA and 2WikiMultihopQA are recognized as Wikipedia-based, multi-hop QA datasets. Evaluation across these datasets is conducted using the F1 metric, as outlined in Table 9. Enhancements attributed to DataSculpt in reading comprehension tasks are detailed in Table 10 and Table 11.

#### 4.4.5 Code Completion.

Code completion serves as a critical and challenging task for evaluating a model’s long context modeling ability, which facilitates user coding by predicting and completing code segments based on previous inputs and contextual understanding. For code completion tasks, we assess the models using zero-shot learning on the HumanEval dataset [12], LCC [26], and RepoBench-P [46], where the latter two datasets are specifically designed for long code modeling evaluation. HumanEval contains 164 handwritten programming problems, each accompanied by a function signature, a documentation string, the main body of the code, and an average of 7.7 unit tests per challenge to assess correctness. LCC is developed by selecting single-file code snippets from GitHub based on length criteria. RepoBench-P is curated from GitHub repositories, integrating retrieval and code completion tasks into a cohesive pipeline, where

the goal is to first identify and retrieve the most pertinent code snippets based on the context within a file, and then predict the most appropriate subsequent line of code based on the retrieved snippets as well as the in-file context. Further information regarding these tasks is provided in Table 12, where we applied execution-based accuracy (Pass@1) for HumanEval evaluation and Edit Sim (Levenshtein distance) for the remaining two code generation tasks.

Dataset	Language	Level	Metric
HumanEval	Python	function	Pass@1
LCC	Python/Java/C#	file	Edit Sim
RepoBench-P	Python/Java	repository	Edit Sim

**Table 12: Statistics of datasets for code completion. “Language” refers to the programming languages included within the dataset, and “Level” denotes the task’s focus granularity.**

Context Length	Method	HumanEval	LCC	RepoBench-P
16K	random	10.37	65	60.24
	ICLM	10.58	64.22	55.64
	DataSculpt	<b>11.74</b>	<b>68.28</b>	<b>61.54</b>
32K	random	12.2	64.52	57.85
	ICLM	12.26	62.91	<b>60.94</b>
	DataSculpt	<b>12.68</b>	<b>68.58</b>	59.21
64K	random	12.8	64.01	57.06
	ICLM	12.88	<b>67.11</b>	58.9
	DataSculpt	<b>13.01</b>	64.37	<b>60.04</b>

**Table 13: Performance on code completion, with an enhancement of 4.23% over random sampling and 3.46% on ICLM.**

Results of zero-shot evaluation are presented in Table 13, which reveals a modest advantage of DataSculpt in synergizing average scores for models’ code capabilities. While the data was not explicitly structured for the coding domain, advancements in long-context processing achieved through DataSculpt have correspondingly manifested in enhanced coding performance.

## 5 CONCLUSION

The ability to process long contexts is crucial for Large Language Models (LLMs), making the effective training of LLMs for extended-context tasks from a data-centric perspective a worthy area of investigation. A pressing challenge lies in organizing long-sequence data for domains lacking extensive text, while ensuring diversity in domain knowledge. In response, we introduce DataSculpt, a framework for organizing long-context training data, conceptualizing the task as a multi-objective combinatorial optimization (MOCO) problem. This framework considers factors including relevance, homogeneity, integrity, and computational costs associated with data construction, employing a coarse-to-fine method for phased greedy solutions. Experimental results indicate that data organized via DataSculpt significantly enhances long-context capabilities without compromising general inference abilities, marking a substantial improvement over existing data management methods.

## REFERENCES

- [1] Josh Achiam, Steven Adler, Sandhini Agarwal, Lama Ahmad, Ilge Akkaya, Florencia Leoni Aleman, Diogo Almeida, Janko Altschmidt, Sam Altman, Shyamal Anadkat, et al. 2023. Gpt-4 technical report. *arXiv preprint arXiv:2303.08774* (2023).
- [2] Takuya Akiba, Makoto Shing, Yujin Tang, Qi Sun, and David Ha. 2024. Evolutionary optimization of model merging recipes. *arXiv preprint arXiv:2403.13187* (2024).
- [3] Yushi Bai, Xin Lv, Jiajie Zhang, Hongchang Lyu, Jiankai Tang, Zhidian Huang, Zhengxiao Du, Xiao Liu, Aohan Zeng, Lei Hou, et al. 2023. Longbench: A bilingual, multitask benchmark for long context understanding. *arXiv preprint arXiv:2308.14508* (2023).
- [4] Baichuan. 2023. Baichuan 2: Open Large-scale Language Models. *arXiv preprint arXiv:2309.10305* (2023). <https://arxiv.org/abs/2309.10305>
- [5] Iz Beltagy, Matthew E Peters, and Arman Cohan. 2020. Longformer: The long-document transformer. *arXiv preprint arXiv:2004.05150* (2020).
- [6] Tom Brown, Benjamin Mann, Nick Ryder, Melanie Subbiah, Jared D Kaplan, Prafulla Dhariwal, Arvind Neelakantan, Pranav Shyam, Girish Sastry, Amanda Askell, et al. 2020. Language models are few-shot learners. *Advances in neural information processing systems* 33 (2020), 1877–1901.
- [7] Avi Caciularu, Matthew E Peters, Jacob Goldberger, Ido Dagan, and Arman Cohan. 2023. Peek across: Improving multi-document modeling via cross-document question-answering. *arXiv preprint arXiv:2305.15387* (2023).
- [8] Michael J. Cafarella and Alon Y. Halevy. 2011. Web data management. In *Proceedings of the 2011 ACM SIGMOD International Conference on Management of Data* (Athens, Greece) (SIGMOD '11). Association for Computing Machinery, New York, NY, USA, 1199–1200. <https://doi.org/10.1145/1989323.1989452>
- [9] Stephanie Chan, Adam Santoro, Andrew Lampinen, Jane Wang, Aaditya Singh, Pierre Richemond, James McClelland, and Felix Hill. 2022. Data distributional properties drive emergent in-context learning in transformers. *Advances in Neural Information Processing Systems* 35 (2022), 18878–18891.
- [10] Jianlv Chen, Shitao Xiao, Peitian Zhang, Kun Luo, Defu Lian, and Zheng Liu. 2024. Bge m3-embedding: Multi-lingual, multi-functionality, multi-granularity text embeddings through self-knowledge distillation. *arXiv preprint arXiv:2402.03216* (2024).
- [11] Longze Chen, Ziqiang Liu, Wanwei He, Yunshui Li, Run Luo, and Min Yang. 2024. Long Context is Not Long at All: A Prospector of Long-Dependency Data for Large Language Models. *arXiv preprint arXiv:2405.17915* (2024).
- [12] Mark Chen, Jerry Tworek, Heewoo Jun, Qiming Yuan, Henrique Ponde De Oliveira Pinto, Jared Kaplan, Harri Edwards, Yuri Burda, Nicholas Joseph, Greg Brockman, et al. 2021. Evaluating large language models trained on code. *arXiv preprint arXiv:2107.03374* (2021).
- [13] Jonathan H Clark, Eunsol Choi, Michael Collins, Dan Garrette, Tom Kwiatkowski, Vitaly Nikolaev, and Jennimaria Palomaki. 2020. Tydi qa: A benchmark for information-seeking question answering in ty pologically diverse languages. *Transactions of the Association for Computational Linguistics* 8 (2020), 454–470.
- [14] Zihang Dai, Zhilin Yang, Yiming Yang, Jaime Carbonell, Quoc V Le, and Ruslan Salakhutdinov. 2019. Transformer-xl: Attentive language models beyond a fixed-length context. *arXiv preprint arXiv:1901.02860* (2019).
- [15] Pradeep Dasigi, Kyle Lo, Iz Beltagy, Arman Cohan, Noah A Smith, and Matt Gardner. 2021. A dataset of information-seeking questions and answers anchored in research papers. *arXiv preprint arXiv:2105.03011* (2021).
- [16] Harm de Vries. 2023. In the long (context) run. <https://www.harmdevries.com/post/context-length/>
- [17] Harm de Vries. 2023. In the long (context) run. <https://www.harmdevries.com/post/context-length/>
- [18] Jacob Devlin, Ming-Wei Chang, Kenton Lee, and Kristina Toutanova. 2018. Bert: Pre-training of deep bidirectional transformers for language understanding. *arXiv preprint arXiv:1810.04805* (2018).
- [19] Hantian Ding, Zijian Wang, Giovanni Paolini, Varun Kumar, Anoop Deoras, Dan Roth, and Stefano Soatto. 2024. Fewer truncations improve language modeling. *arXiv preprint arXiv:2404.10830* (2024).
- [20] Guosheng Dong, Da Pan, Yiding Sun, Shusen Zhang, Zheng Liang, Xin Wu, Yanjun Shen, Fan Yang, Haoze Sun, Tianpeng Li, Mingan Lin, Jianhua Xu, Yufan Zhang, Xiaonan Nie, Lei Su, Bingning Wang, Wentao Zhang, Jiaxin Mao, Zenan Zhou, and Weipeng Chen. 2024. BaichuanSEED: Sharing the Potential of Extensive Data Collection and Deduplication by Introducing a Competitive Large Language Model Baseline. *arXiv:2408.15079* [cs.CL] <https://arxiv.org/abs/2408.15079>
- [21] Qianlong Du, Chengqing Zong, and Jiajun Zhang. 2023. Mods: Model-oriented data selection for instruction tuning. *arXiv preprint arXiv:2311.15653* (2023).
- [22] Yogesh K Dwivedi, Laurie Hughes, Elvira Ismagilova, Gert Aarts, Crispin Coombs, Tom Crick, Yanqing Duan, Rohita Dwivedi, John Edwards, Aled Eirug, et al. 2021. Artificial Intelligence (AI): Multidisciplinary perspectives on emerging challenges, opportunities, and agenda for research, practice and policy. *International journal of information management* 57 (2021), 101994.
- [23] Raul Castro Fernandez, Aaron J Elmore, Michael J Franklin, Sanjay Krishnan, and Chenhao Tan. 2023. How large language models will disrupt data management. *Proceedings of the VLDB Endowment* 16, 11 (2023), 3302–3309.
- [24] Yao Fu, Rameswar Panda, Xinyao Niu, Xiang Yue, Hannaneh Hajishirzi, Yoon Kim, and Hao Peng. 2024. Data engineering for scaling language models to 128k context. *arXiv preprint arXiv:2402.10171* (2024).
- [25] Bogdan Gliwa, Iwona Mochol, Maciej Biesek, and Aleksander Wawer. 2019. SAM-Sum corpus: A human-annotated dialogue dataset for abstractive summarization. *arXiv preprint arXiv:1911.12237* (2019).
- [26] Daya Guo, Canwen Xu, Nan Duan, Jian Yin, and Julian McAuley. 2023. Longcoder: A long-range pre-trained language model for code completion. In *International Conference on Machine Learning*. PMLR, 12098–12107.
- [27] Dan Hendrycks, Collin Burns, Steven Basart, Andrew Critch, Jerry Li, Dawn Song, and Jacob Steinhardt. 2021. Aligning AI With Shared Human Values. *Proceedings of the International Conference on Learning Representations (ICLR)* (2021).
- [28] Dan Hendrycks, Collin Burns, Steven Basart, Andy Zou, Mantas Mazeika, Dawn Song, and Jacob Steinhardt. 2021. Measuring Massive Multitask Language Understanding. *Proceedings of the International Conference on Learning Representations (ICLR)* (2021).
- [29] Xanh Ho, Anh-Khoa Duong Nguyen, Saku Sugawara, and Akiko Aizawa. 2020. Constructing a multi-hop QA dataset for comprehensive evaluation of reasoning steps. *arXiv preprint arXiv:2011.01060* (2020).
- [30] Eduard Hovy, Laurie Gerber, Ulf Hermjakob, Chin-Yew Lin, and Deepak Ravichandran. 2001. Toward Semantics-Based Answer Pinpointing. In *Proceedings of the First International Conference on Human Language Technology Research*. <https://www.aclweb.org/anthology/H01-1069>
- [31] Luyang Huang, Shuyang Cao, Nikolaus Parulian, Heng Ji, and Lu Wang. 2021. Efficient attentions for long document summarization. *arXiv preprint arXiv:2104.02112* (2021).
- [32] Gautier Izacard, Mathilde Caron, Lucas Hosseini, Sebastian Riedel, Piotr Bojanowski, Armand Joulin, and Edouard Grave. 2021. Unsupervised dense information retrieval with contrastive learning. *arXiv preprint arXiv:2112.09118* (2021).
- [33] Jeff Johnson, Matthijs Douze, and Hervé Jégou. 2019. Billion-scale similarity search with GPUs. *IEEE Transactions on Big Data* 7, 3 (2019), 535–547.
- [34] Mandar Joshi, Eunsol Choi, Daniel S Weld, and Luke Zettlemoyer. 2017. Triviaqa: A large scale distantly supervised challenge dataset for reading comprehension. *arXiv preprint arXiv:1705.03551* (2017).
- [35] Gregory Kamradt. 2023. Needle In A Haystack - pressure testing LLMs. <https://github.com/gkamradt/LLMTest/NeedleInAHaystack/tree/main>. Accessed: 2024-08-13.
- [36] Tomáš Kočický, Jonathan Schwarz, Phil Blunsom, Chris Dyer, Karl Moritz Hermann, Gábor Melis, and Edward Grefenstette. 2018. The narrativeqa reading comprehension challenge. *Transactions of the Association for Computational Linguistics* 6 (2018), 317–328.
- [37] Mario Michael Krell, Matej Kosec, Sergio P Perez, and Andrew Fitzgibbon. 2021. Efficient sequence packing without cross-contamination: Accelerating large language models without impacting performance. *arXiv preprint arXiv:2107.02027* (2021).
- [38] Arun Kumar, Matthias Boehm, and Jun Yang. 2017. Data Management in Machine Learning: Challenges, Techniques, and Systems. In *Proceedings of the 2017 ACM International Conference on Management of Data* (Chicago, Illinois, USA) (SIGMOD '17). Association for Computing Machinery, New York, NY, USA, 1717–1722. <https://doi.org/10.1145/3035918.3054775>
- [39] Yoav Levine, Noam Wies, Daniel Jannai, Dan Navon, Yedid Hoshen, and Amnon Shashua. 2021. The inductive bias of in-context learning: Rethinking pretraining

- example design. *arXiv preprint arXiv:2110.04541* (2021).
- [40] Aitor Lewkowycz, Anders Andreassen, David Dohan, Ethan Dyer, Henryk Michalewski, Vinay Ramasesh, Ambrose Slone, Cem Anil, Imanol Schlag, Theo Gutman-Solo, et al. 2022. Solving quantitative reasoning problems with language models. *Advances in Neural Information Processing Systems* 35 (2022), 3843–3857.
  - [41] Jiaqi Li, Mengmeng Wang, Zilong Zheng, and Muhan Zhang. 2024. Can long-context large language models understand long contexts? <https://openreview.net/forum?id=rtzUW1FU3H>
  - [42] Xin Li and Dan Roth. 2002. Learning Question Classifiers. In *COLING 2002: The 19th International Conference on Computational Linguistics*. <https://www.aclweb.org/anthology/C02-1150>
  - [43] Chin-Yew Lin. 2004. Rouge: A package for automatic evaluation of summaries. In *Text summarization branches out*. 74–81.
  - [44] Xi Lin, Zhiyuan Yang, Xiaoyuan Zhang, and Qingfu Zhang. 2022. Pareto set learning for expensive multi-objective optimization. *Advances in neural information processing systems* 35 (2022), 19231–19247.
  - [45] Nelson F Liu, Kevin Lin, John Hewitt, Ashwin Paranajpe, Michele Bevilacqua, Fabio Petroni, and Percy Liang. 2024. Lost in the middle: How language models use long contexts. *Transactions of the Association for Computational Linguistics* 12 (2024), 157–173.
  - [46] Tianyang Liu, Canwen Xu, and Julian McAuley. 2023. Repobench: Benchmarking repository-level code auto-completion systems. *arXiv preprint arXiv:2306.03091* (2023).
  - [47] Yu A Malkov and Dmitry A Yashunin. 2018. Efficient and robust approximate nearest neighbor search using hierarchical navigable small world graphs. *IEEE transactions on pattern analysis and machine intelligence* 42, 4 (2018), 824–836.
  - [48] Nargess Memarsadeghi, David M Mount, Nathan S Netanyahu, and Jacqueline Le Moigne. 2007. A fast implementation of the ISODATA clustering algorithm. *International Journal of Computational Geometry & Applications* 17, 01 (2007), 71–103.
  - [49] Xupeng Miao, Zhihao Jia, and Bin Cui. 2024. Demystifying Data Management for Large Language Models. In *Companion of the 2024 International Conference on Management of Data*. 547–555.
  - [50] Hao Peng, Nikolaos Pappas, Dani Yogatama, Roy Schwartz, Noah A Smith, and Lingpeng Kong. 2021. Random feature attention. *arXiv preprint arXiv:2103.02143* (2021).
  - [51] Neoklis Polyzotis, Sudip Roy, Steven Euijong Whang, and Martin Zinkevich. 2017. Data Management Challenges in Production Machine Learning. In *Proceedings of the 2017 ACM International Conference on Management of Data* (Chicago, Illinois, USA) (SIGMOD ’17). Association for Computing Machinery, New York, NY, USA, 1723–1726. <https://doi.org/10.1145/3035918.3054782>
  - [52] Hadi Pouransari, Chun-Liang Li, Jen-Hao Rick Chang, Pavan Kumar Anasosalu Vasu, Cem Koc, Vaishal Shankar, and Oncel Tuzel. 2024. Dataset Decomposition: Faster LLM Training with Variable Sequence Length Curriculum. *arXiv preprint arXiv:2405.13226* (2024).
  - [53] Xuedi Qin, Yuyu Luo, Nan Tang, and Guoliang Li. 2019. Making data visualization more efficient and effective: a survey. *The VLDB Journal* 29, 1 (nov 2019), 93–117. <https://doi.org/10.1007/s00778-019-00588-3>
  - [54] Stephen Robertson, Hugo Zaragoza, et al. 2009. The probabilistic relevance framework: BM25 and beyond. *Foundations and Trends® in Information Retrieval* 3, 4 (2009), 333–389.
  - [55] Weijia Shi, Sewon Min, Maria Lomeli, Chunting Zhou, Margaret Li, Victoria Lin, Noah A Smith, Luke Zettlemoyer, Scott Yih, and Mike Lewis. 2023. In-Context Pretraining: Language Modeling Beyond Document Boundaries. *arXiv preprint arXiv:2310.10638* (2023).
  - [56] Aarohi Srivastava, Abhinav Rastogi, Abhishek Rao, Abu Awal Md Shoeib, Abubakar Abid, Adam Fisch, Adam R Brown, Adam Santoro, Aditya Gupta, Adrià Garriga-Alonso, et al. 2022. Beyond the imitation game: Quantifying and extrapolating the capabilities of language models. *arXiv preprint arXiv:2206.04615* (2022).
  - [57] Konrad Staniszewski, Szymon Tworkowski, Sebastian Jaszczur, Henryk Michalewski, Łukasz Kuciński, and Piotr Miłoś. 2023. Structured Packing in LLM Training Improves Long Context Utilization. *arXiv preprint arXiv:2312.17296* (2023).
  - [58] Jianlin Su, Murtadha Ahmed, Yu Lu, Shengfeng Pan, Wen Bo, and Yunfeng Liu. 2024. Roformer: Enhanced transformer with rotary position embedding. *Neurocomputing* 568 (2024), 127063.
  - [59] Quoc-Cuong To, Juan Soto, and Volker Markl. 2018. A survey of state management in big data processing systems. *The VLDB Journal* 27, 6 (dec 2018), 847–872. <https://doi.org/10.1007/s00778-018-0514-9>
  - [60] Hugo Touvron, Louis Martin, Kevin Stone, Peter Albert, Amjad Almahairi, Yasmine Babaei, Nikolay Bashlykov, Soumya Batra, Prajwal Bhargava, Shruti Bhosale, et al. 2023. Llama 2: Open foundation and fine-tuned chat models. *arXiv preprint arXiv:2307.09288* (2023).
  - [61] Szymon Tworkowski, Konrad Staniszewski, Mikołaj Pacek, Yuhuai Wu, Henryk Michalewski, and Piotr Miłoś. 2024. Focused transformer: Contrastive training for context scaling. *Advances in Neural Information Processing Systems* 36 (2024).
  - [62] Ekunda Lukata Ulungu and Jacques Teghem. 1994. Multi-objective combinatorial optimization problems: A survey. *Journal of Multi-Criteria Decision Analysis* 3, 2 (1994), 83–104.
  - [63] Laurens Van der Maaten and Geoffrey Hinton. 2008. Visualizing data using t-SNE. *Journal of machine learning research* 9, 11 (2008).
  - [64] Ashish Vaswani, Noam Shazeer, Niki Parmar, Jakob Uszkoreit, Llion Jones, Aidan N Gomez, Łukasz Kaiser, and Illia Polosukhin. 2017. Attention is all you need. *Advances in neural information processing systems* 30 (2017).
  - [65] Haoxiang Wang, Wei Xiong, Tengyang Xie, Han Zhao, and Tong Zhang. 2024. Interpretable Preferences via Multi-Objective Reward Modeling and Mixture-of-Experts. *arXiv preprint arXiv:2406.12845* (2024).
  - [66] Sinong Wang, Belinda Z Li, Madian Khabsa, Han Fang, and Hao Ma. 2020. Linformer: Self-attention with linear complexity. *arXiv preprint arXiv:2006.04768* (2020).
  - [67] Zige Wang, Wanjuan Zhong, Yufei Wang, Qi Zhu, Fei Mi, Baojun Wang, Lifeng Shang, Xin Jiang, and Qun Liu. 2023. Data management for large language models: A survey. *arXiv preprint arXiv:2312.01700* (2023).
  - [68] Steven Euijong Whang, Yuji Roh, Hwanjun Song, and Jae-Gil Lee. 2023. Data collection and quality challenges in deep learning: a data-centric AI perspective. *The VLDB Journal* 32, 4 (jan 2023), 791–813. <https://doi.org/10.1007/s00778-022-00775-9>
  - [69] Yang Xu, Yongqiang Yao, Yufan Huang, Mengnan Qi, Maoquan Wang, Bin Gu, and Neel Sundaresan. 2023. Rethinking the instruction quality: LIFT is what you need. *arXiv preprint arXiv:2312.11508* (2023).
  - [70] Zhilin Yang, Peng Qi, Saizheng Zhang, Yoshua Bengio, William W Cohen, Ruslan Salakhutdinov, and Christopher D Manning. 2018. HotpotQA: A dataset for diverse, explainable multi-hop question answering. *arXiv preprint arXiv:1809.09600* (2018).
  - [71] Manzil Zaheer, Guru Guruganesh, Kumar Avinava Dubey, Joshua Ainslie, Chris Alberti, Santiago Ontanon, Philip Pham, Anirudh Ravula, Qifan Wang, Li Yang, et al. 2020. Big bird: Transformers for longer sequences. *Advances in neural information processing systems* 33 (2020), 17283–17297.
  - [72] Ying Zhao, George Karypis, and Usama Fayyad. 2005. Hierarchical clustering algorithms for document datasets. *Data mining and knowledge discovery* 10 (2005), 141–168.
  - [73] Ming Zhong, Da Yin, Tao Yu, Ahmad Zaidi, Mutethia Mutuma, Rahul Jha, Ahmed Hassan Awadallah, Asli Celikyilmaz, Yang Liu, Xipeng Qiu, et al. 2021. QMSum: A new benchmark for query-based multi-domain meeting summarization. *arXiv preprint arXiv:2104.05938* (2021).