

The Design of an LLM-powered Unstructured Analytics System

Eric Anderson, Jonathan Fritz, Austin Lee, Bohou Li, Mark Lindblad, Henry Lindeman, Alex Meyer, Parthkumar Parmar, Tanvi Ranade, Mehul A. Shah, Benjamin Sowell, Dan Tecuci, Vinayak Thapliyal, Matt Welsh
Aryn, Inc.

ABSTRACT

LLMs demonstrate an uncanny ability to process unstructured data, and as such, have the potential to go beyond search and run complex, semantic analyses at scale. We describe the design of an *unstructured analytics* system, Aryn, and the tenets and use cases that motivate its design. With Aryn, users specify queries in natural language and the system automatically determines a *semantic* plan and executes it to compute an answer from a large collection of unstructured documents. At the core of Aryn is *Sycamore*, a declarative document processing engine, that provides a reliable distributed abstraction called *DocSets*. *Sycamore* allows users to analyze, enrich, and transform complex documents at scale. Aryn includes *Luna*, a query planner that translates natural language queries to *Sycamore* scripts, and *DocParse*, which takes raw PDFs and document images, and converts them to *DocSets* for downstream processing. We show how these pieces come together to achieve better accuracy than RAG on analytics queries over real world reports from the National Transportation Safety Board (NTSB). Also, given current limitations of LLMs, we argue that an analytics system must provide explainability to be practical, and show how Aryn’s user interface does this to help build trust.

1 INTRODUCTION

Large language models have inspired the imagination of industry, and companies are starting to use LLMs for product search, customer support chatbots, code co-pilots, and application assistants. In enterprise settings, accuracy is paramount. To limit hallucinations, most of these applications are backed by semantic search architectures that answer queries based on data retrieved from a knowledge base, using techniques such as *retrieval-augmented generation (RAG)* [13].

Still, enterprises want to go beyond RAG and run *semantic* analyses that require complex reasoning across large repositories of unstructured documents. For example, financial services companies want to analyze research reports, earnings calls, and presentations to understand market trends and discover investment opportunities. Consumer goods firms want to improve their marketing strategies by analyzing interview transcripts to understand sentiment towards brands. In legal firms, investigators want to analyze legal case summaries to discover precedents for rule infringement and the actions taken across a broad set of companies and cases.

In addition to simple “hunt and peck” queries, for which RAG is tailored, these analyses often require “sweep and harvest” patterns. An example is a query like “What is the yearly revenue growth and outlook of companies whose CEO recently changed?” For this, one needs to sweep through large document collections, perform a mix of natural-language semantic operations (e.g., filter, extract, or summarize information) and structured operations (e.g. select, project, or aggregate), and then synthesize an answer. Going a step further, we see “data integration” patterns where users want to combine information from multiple collections or sources. For example, “list the fastest growing companies in the BNPL market and their competitors,” where the competitive information may involve a lookup in a database in addition to a sweep-and-harvest phase to gather the top companies. We also expect complex compositions of these patterns to become prevalent.

Aryn is an *unstructured analytics* platform, powered by LLMs, that is designed to answer these types of queries. We take inspiration from relational databases, from which we borrow the principles of declarative query processing. With Aryn, users specify *what* they want to ask in natural language, and the system automatically constructs a plan (the *how*) and executes it to compute the answer from unstructured data.

Aryn consists of several components (see Figure 1). The natural-language query planner, *Luna*, uses LLMs to translate queries to semantic query plans with a mix of structured and LLM-based semantic operators. Query plans are compiled to *Sycamore*, a document processing engine used both for ETL and query processing. *Sycamore* is built around *DocSets*, a reliable abstraction similar to Apache Spark DataFrames, but for hierarchical documents. Finally, *DocParse* uses vision models to convert complex documents with text, tables, and images into *DocSets* for downstream processing.

The main challenge for an analytics system built largely on AI is to give answers that are accurate and trustworthy. We use LLMs and vision models for different purposes throughout our stack and carefully compose them to provide answers to complex questions. Unfortunately, LLMs are inherently imprecise, making LLM output difficult to verify.

Aryn’s database-inspired approach addresses this challenge in multiple ways. First, our experience working with customers has shown how essential ETL is for achieving good quality for both RAG and analytics use cases. By performing high-quality parsing and metadata extraction, we can provide the LLM with the context necessary to reduce the likelihood of hallucinations. Second, by dynamically breaking down complex questions into query plans composed of simple LLM-based operations, we can make the query plan as a whole more reliable than RAG-based approaches. Third, Aryn exposes the query plan and data lineage to users for better explainability. A key component of Aryn is its conversational user

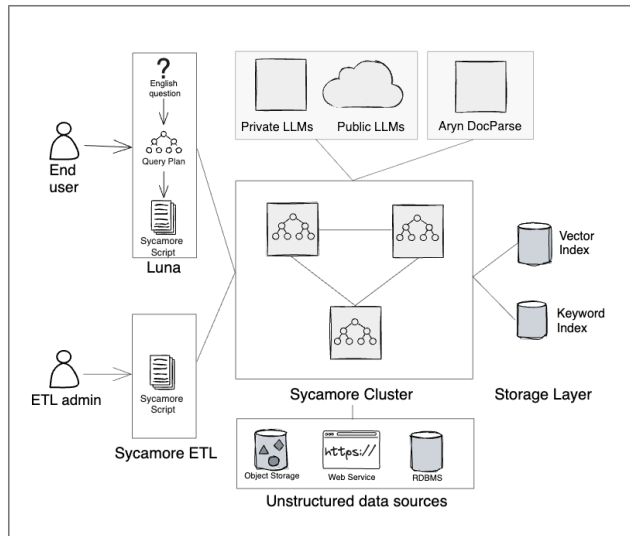


Figure 1: Aryn Architecture

interface. Users can inspect and debug the generated plans, analyze data traces from execution, and ask follow-up questions to dig in and iterate. This approach makes it easier for users to navigate their data and helps build trust in the answers.

In this paper, we describe the motivating use cases for Aryn, tenets driving its design, and its architecture. We discuss how each component of Aryn works and how they fit together, through an end-to-end use case analyzing NTSB¹ incident reports, which consist of a large collection of unstructured PDF documents containing text, images, figures, and tables. We also present the user interfaces to inspect, analyze, and debug the plans generated by Aryn, and highlight the simplicity of the Sycamore programming framework that makes it easy to analyze vast collections of hierarchical unstructured documents. Aryn is fully open source, Apache v2.0 licensed, and available at <https://github.com/aryn-ai/sycamore>.

2 USE CASES, CHALLENGES, AND TENETS

Enterprises often have document collections with a theme, such as interview transcripts, earnings reports, insurance claims, city budgets, or product manuals. Typically, these documents are a mix of unstructured text with multi-modal data in tables, graphs, and images. Users often want to ask complex questions or run analyses that span multiple documents, if not across a broad subset of the collection.

In working with customers, we see two main classes of use cases:

Ad-hoc Question Answering: There’s been a recent surge in AI assistants and chatbots for customer support, typically powered by technical documentation, ticketing systems like Jira, and internal messaging boards like Slack. Beyond search-based bots, companies are also building research and discovery platforms for ad-hoc, chat-driven analytics. For example, financial and legal firms use such platforms to aggregate internal research or case summaries and

make them available for analysts to investigate and generate new insights and strategies.

Report Generation and Business Intelligence (BI): As LLMs become cheaper and faster, companies have started building LLM-powered document pipelines to generate reports. For example, these may be summaries of hours of user interviews, daily highlights extracted from medical notes of a patient, or legal claims derived from accident reports. Going a step further, we see customers extracting structured summary datasets from document collections to help in critical business decisions. For example, auto insurance firms want to extract damage and repair data from claim summaries to understand trends and spot anomalies as potential fraud.

Challenges: LLMs have inspired many new enterprise use cases because of their remarkable ability to process unstructured documents. While LLMs hold promise, they are not enough. LLMs inherently hallucinate, which is a liability in the use cases described above. In these settings, users need accurate and explainable answers.

RAG is a popular method to answer questions from documents, but is fundamentally limited. RAG uses semantic search to retrieve relevant chunks of documents that are then supplied to an LLM as context to answer a question. While the RAG approach somewhat mitigates hallucination, LLM context windows are limited, and studies show that LLMs with extremely long contexts cannot “attend” to everything in the prompt [19]. RAG works for simple factual questions where an answer is contained in a small number of relevant chunks of text, but fails when the answer involves synthesizing information across a large document collection.

Another approach is to extract metadata from documents through an ETL process (perhaps using LLMs) and load it into a database. While this addresses scale concerns, this does not handle analyses that require semantic operations at query time.

As an example, consider the question, “What are the top three most common parts with substantial damage in accidents involving single engine aircraft in 2023?”. In NTSB aviation incident reports (about 170K PDFs reporting on incidents since 1962), the parts damage details are in free form text descriptions of the incidents. RAG fails for this because the relevant reports don’t fit into the LLM context. Moreover, a pure database approach is unhelpful if the fields to be queried have not been extracted during the ETL phase. In contrast, Aryn generates a plan that quickly narrows to the relevant incidents in 2023 with a metadata search, and extracts the parts data at query time using LLM-based semantic operators.

Tenets: While our approach mitigates concerns of scale, hallucinations, and reliability, it does not completely eliminate them. We argue that all systems and approaches built on AI inherently cannot. To address these challenges, we adopted the following tenets in the design of Aryn.

- *Use AI for solutions hard for humans to come by, but easy for humans to verify.* The most successful applications of AI have been where AI is used to generate solutions and those solutions are verified independently. For example, GitHub Copilot generates code, and developers verify its correctness in their natural review and testing workflow. Similarly, Aryn uses LLMs to generate an initial query plan from natural

¹National Transportation Safety Board (<https://www.ntsb.gov/>)

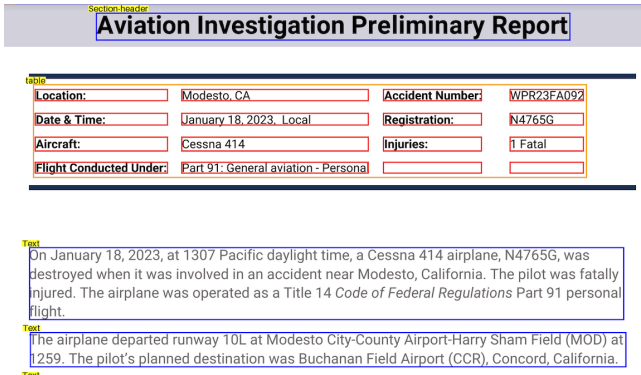


Figure 2: Output of Aryn DocParse (including table and cell identification) on a typical PDF NTSB accident report.

language, but a human is able to inspect and modify the plan if needed.

- *Ensure explainability of results.* Answers to analytics questions are hard to verify without manually repeating the work. We should make it easy for the user to understand the operation of the system and to audit the correctness of any result. For example, Aryn provides a detailed trace of how the answer was computed, including the provenance of intermediate results. In addition, users can ask follow-up questions to navigate the results and build trust.
- *Compose narrow AI models and focused AI tasks into a larger whole.* Instead of attempting to build the one true model in the vein of AGI, we have found it more practical to get reliability and better quality if we take a systems approach. In DocParse, we compose a variety of vision models for different tasks: segmentation, table extraction, and OCR. Similarly, instead of a single LLM invocation per query, we break down queries into narrower, more focused operators, potentially executed by different LLMs. This improves the reliability of each task, and thereby reliability of the whole system.

3 ARCHITECTURE

Figure 1 shows the high level architecture of Aryn. The first step in preparing unstructured data for analytics is to parse and label raw documents for further processing. The Aryn *DocParse* service uses modern vision models to decompose and extract structure from raw documents and transforms them into DocSets. We developed our own model based on the deformable DETR architecture [36] and trained on DocLayNet [26].

At the core of Aryn is *Sycamore*, a document processing engine that is built on *DocSets*. *DocSets* are reliable distributed collections, similar to Spark [35] DataFrames, but the elements are hierarchical documents represented with *semantic trees* and additional metadata. *Sycamore* includes transformations on these documents for both ETL purposes, e.g., flatten and embed, as well for analytics, e.g., filter, summarize, and extract. We use LLMs to power many of these transformations, with lineage to help track and debug issues when they arise. *Sycamore* can read data from a data lake where

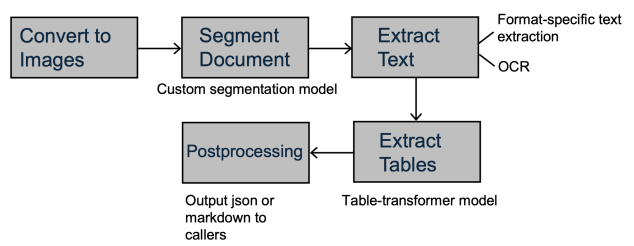


Figure 3: The DocParse Pipeline.

unstructured data is kept, and can index processed data in a variety of databases, including keyword and vector stores, for use during query processing.

Our query service, *Luna*, includes the planner that translates natural language questions into semantic query plans, which are compiled to Sycamore scripts for execution. We use LLMs for generating query plans that users can inspect and validate. This provides explainability for answers and also allows for debugging and quick iteration. We also use LLMs for implementing semantic query operators like filtering, summarization, comparison, and information extraction.

The following sections describe each component in more detail.

4 DOCPARSE

One of the lessons we learned early on while building the Aryn system is that we have to treat data preparation as a key part of any unstructured analytics system rather than an add on. Parsing complex documents is difficult, and it is not reasonable to expect users to be able to convert their data into a text-based format. To address this need, we built the DocParse service to parse documents and extract information like text, tables, and images. DocParse exposes a simple REST API that takes a document in a common format (PDF, DOCX, PPT, etc) and returns a collection of labeled chunks that correspond to entities in the source document. For example, Figure 2 shows a visual representation of how DocParse parses an NTSB document. It identifies headers, text, and tables, and further breaks down the structure of the table down to individual cells.

DocParse is a compound system composed of multiple stages, as illustrated in Figure 3. We first split each document into pages and convert each page to an image so that we can leverage vision models in later stages of the pipeline. This approach, which is commonly used in document processing, allows us to support a variety of formats in a consistent way and take advantage of semantic information in the rendered document that may be difficult to extract from the underlying file format such as the relative size or position of objects on the page.

The next step in the pipeline is segmentation, which uses an object detection model to identify bounding boxes and label them as one of 11 categories, including titles, images, paragraphs, and tables. As we were developing DocParse, we found that many of the existing open source object detection models performed poorly on document segmentation, so we trained our own. We used the Deformable DETection TRansformer (DETR) architecture [36] and

Service	mAP	mAR
DocParse	0.640	0.747
Amazon Textract [1]	0.423	0.507
Unstructured (REST API with YoloX) [33]	0.347	0.505
Azure AI Document Intelligence [21]	0.266	0.475

Table 1: Segmentation performance on the DocLayNet competition benchmark [32]

trained it on DocLayNet [26], an open source, human-annotated document layout segmentation dataset. We have made this model available for use with a permissive Apache v2 license on Hugging Face [3] and have continued to update the version used by DocParse by collecting and labeling customer documents. We evaluate the performance of this model in Section 4.1.

The segmentation model outputs labeled bounding boxes, but it doesn't have any information about the text in the document. The next stage in the pipeline is to extract this text. Depending on the document format, this is done by reading text directly from the underlying file format with a tool like PDF Miner² or with an OCR tool like EasyOCR³ or PaddleOCR⁴. Once we have the text and the labeled bounding boxes, we can perform additional type-specific processing. For instance, for tables, we use a Table Transformer-based model [30] to identify the individual cells, while for images we can use a multi-modal LLM to compute a textual summary.

As part of post-processing, DocParse combines the output from each page into a final result, either in JSON or a higher-level format like Markdown. Users can leverage Sycamore to import and manipulate the JSON directly and perform more complex data processing transformations.

4.1 Evaluation

In order to evaluate the performance of our segmentation model, we used the DocLayNet competition benchmark [5]. This benchmark was developed by the authors of the DocLayNet dataset, it includes documents drawn from a variety of domains, including those not directly represented in the training dataset. The evaluation is done using the standard COCO framework [16], which measures mean average precision (mAP) and mean average recall (mAR) across the 11 DocLayNet object classes. Table 1 shows the a comparison of DocParse against several other document processing services. In order to make the comparison as fair as possible, we standardized the set of labels across all four services, and removed results containing labels that were not present in one or more of the services. More information on our methodology can be found in the corresponding blog post [32]. Our results show that DocParse is between 1.5 and 2.4 times more accurate than competing services in terms of mAP, and between 1.5 and 1.6 times more accurate in terms of mAR. These results validate our approach and suggest that DocParse can serve as the first step towards ingesting documents into an unstructured analytics system.

²<https://pypi.org/project/pdfminer/>

³<https://github.com/JaidedAI/EasyOCR>

⁴<https://github.com/PaddlePaddle/PaddleOCR>

5 SYCAMORE

Sycamore is the open-source document processing engine at the center of the Aryn system [4]. We built Sycamore to support both data preparation and analytics over complex document sets. One of the primary motivations for Sycamore was the observation that the line between ETL and analytics gets blurred when dealing with unstructured data. In particular, we need the flexibility to run certain document processing operations either at ETL time or at query time. For example, the cost of an expensive LLM-based processing step can be amortized over many queries by running it once during ETL, but because the space of potential queries is very large, not all operations can be performed in advance.

To accommodate these challenges, we built Sycamore as a dataflow system inspired by Apache Spark [35], with extensions to integrate with LLMs and support unstructured documents.

5.1 Data Model

Documents in Sycamore are hierarchical and multi-modal. A long document may have chapters that are broken into sections, which in turn contain individual chunks of text, or entities like tables and images. The latter data types are particularly important for many analytics queries and need special treatment. More precisely, a document in Sycamore is a tree, where each node contains some content, which may be text or binary, an ordered list of child nodes, and a set of JSON-like key-value properties. We refer to leaf-level nodes in the tree as *elements*. Each element corresponds to a concrete chunk of the document and is identified as one of 11 types, such as a text, image, or table. Each element may have special reserved properties based on its type. For example, a `TableElement` has properties containing rows and columns, while an `ImageElement` has information about format and resolution. `DocSets` are flexible enough to represent documents at different stages of processing. For example, when first reading a PDF, it may be represented as a single-node document with the raw PDF binary as the content. After parsing, each section is an internal node and tables and text are identified as leaf-level elements.

5.2 Programming Model and Operators

Programmers interact with Sycamore in Python using a Spark-like model of functional transformations on `DocSets`. Table 2 shows several of Sycamore's operators. We classify these operators as either *structured* or *semantic*. Structured operators correspond to standard dataflow-style operations. These include functional operators like `map` and `filter` that take in arbitrary Python functions, as well as transformations like `partition` and `explode` that modify the structure of documents by creating or unnesting elements, respectively. The `reduceByKey` operation makes it possible to support map-reduce style operations and implement aggregation by document properties. These transforms accommodate the fact that some documents may be missing certain fields. Sycamore does not yet support full joins.

Semantic operators leverage LLMs to perform transformations based on the content or meaning of documents. These operators are often driven by natural language prompts and are typically used to enrich document metadata. Many of the semantic operators, like `llmFilter`, can be implemented in terms of the structured

queryDatabase	Scans documents from an index based on keyword search over the element content or filters over the properties.
map, filter, flatMap	Transforms documents using standard functional operators.
partition	Parses a document using DocParse.
explode	Unnests each element and makes it a top-level document.
reduceByKey	Standard reduce operation that can be used for a variety of grouping and aggregations on properties on the documents.
write	Writes a DocSet to a database.

(a) Structured operators in Sycamore

queryVectorDatabase	Performs semantic search over a collection of indexed documents, returning a DocSet with the matches.
llmFilter	Uses an LLM prompt to drop or retain documents in a DocSet.
llmExtract	Extracts one or more fields from each document using an LLM, saving the results as document properties.
llmReduceByKey	Similar to reduceByKey, but uses an LLM to combine multiple documents.
embed	Computes embeddings for each document.

(b) Semantic operators in Sycamore

Table 2: Example Sycamore Operators

operators. We still prefer to separate them out because they can behave very differently in practice, as LLMs are inherently non-deterministic and users often want to manually inspect the results of semantic operations. Sycamore supports a variety of LLMs, including those from OpenAI and Anthropic, and open source models like Llama.

The code⁵ in Figure 4 is an example of processing NTSB incident report documents using Sycamore. The code partitions documents using DocParse, described in Section 4. It then executes the llmExtract transform, which takes a JSON schema and attempts to extract those fields from each document using an LLM. As shown in in Figure 5, this approach correctly extracts the state abbreviation and other fields from the document. Next, we use explode to break each document into a collection of document chunks, and then we generate an embedding vector for each chunk. At this point the DocSet is ready to be loaded into a database like OpenSearch for later querying (using write).

Finally, queryDatabase and queryVectorDatabase support reading a previously loaded DocSets from a data store. The queryDatabase operator is analogous to a standard database scan operator, and supports filters on the metadata as well as keyword search (depending on the capabilities of the data store). The queryVectorDatabase operator, in addition to those, also supports *semantic* search (i.e., *vector similarity* search) over the chunks. While indexing is done on chunks, Sycamore reassembles these chunks into documents before passing them to downstream operators.

⁵We have elided a few configuration parameters to enhance readability.

```

schema = {
  "us_state": "string",
  "probable_cause": "string",
  "weather_related": "bool"
}

ds = context.read.binary("/path/to/ntsb_data")
  .partition(DocParse())
  .llmExtract(
    OpenAIPropertyExtractor("gpt-4o", schema=schema))
  .explode()
  .embed(OpenAIEmbedder("text-embedding-3-small"))

```

Figure 4: Sample Sycamore script.

```

{
  "us_state_abbrev": "AK",
  "probable_cause": "The pilot's failure to remove
    all water from the fuel tank, which resulted in fuel
    contamination and a subsequent partial loss of engine power.",
  "weather_related": True
}

```

Figure 5: Output of the llmExtract transform.

5.3 Execution

Sycamore adopts a Spark-like execution model where operations are pipelined and executed only when materialization is required. To assist with debugging and avoid redundant execution, Sycamore also supports a flexible *materialize* operation that can save the output of intermediate transformations to memory, disk, or cloud storage. Sycamore is built on top of the Ray compute framework [22], which provides primitives for running distributed Python-based dataflow workloads. We chose Ray because it is based on Python, which has become the language of choice for machine learning applications, and because it is well-integrated with existing ML libraries.

6 LUNA

A hallmark of relational databases is declarative query processing, which hides the low-level details of how queries are executed and makes it easier for application developers to adapt to changing workloads and scale. LLMs make it possible to leverage declarative query processing for *natural language* queries over complex, unstructured data. We call this *LLM-powered unstructured analytics*, or *Luna* for short.

More specifically, Luna converts a natural language query into a query plan that runs over DocSets and returns either raw tabular results or natural language answers. Query plans are executed using Sycamore’s DocSet operators. To aid explainability, Luna exposes the logical query plan, data lineage, and execution history, and allows users to modify any part of the plan to better align with their intention. The remainder of this section describes the system in detail.

6.1 Luna Architecture

Luna consists of a number of pieces that work together to provide an end-to-end natural-language query processing system over complex, unstructured data.

Data Inputs and Schema. Luna shares the Sycamore data model and executes queries against one or more DocSets that have been indexed in a database. During query planning, we provide the planner with the schema of each DocSet, which consists of the properties contained in the documents, along with their data types and sample values, along with a special “text-representation” field representing the entire contents of each Document. The schema of DocSets can evolve over time, based on new semantic relationships discovered in the data, potentially driven by the query workload.

While Sycamore represents documents hierarchically with elements corresponding to document chunks, we found it more effective to hide this from the planner and always provide a schema for complete documents. The Sycamore engine handles splitting documents into chunks that fit in to the context window of the LLM used for embedding and reconstructing the full document during queries.

In our implementation, we primarily use OpenSearch for storing and querying DocSets, though other data management systems can be used as long as they support both “keyword” and “semantic search” (i.e., vector similarity queries) and basic filtering by properties.

Logical Query Operators. Luna uses an LLM for interpreting a natural language user query. We initially provided the LLM the complete list of physical operators as part of the prompt. However, in our experiments with several real-world datasets and query workloads, we found that this approach does not work well for complex and exploratory analysis queries like: “Analyze maintenance-related incidents by grouping those by aircraft type and maintenance interval to find patterns of recurring issues.” In particular, we found it difficult to get the LLM to use grouping operations like `reduceByKey` effectively and the plans generated would often run into context window size limitations.

Instead, we decided to differentiate between logical and physical operators with respect to query planning and execution. Luna provides a simpler set of high-level logical operators to the LLM for query planning purposes, and rewrites the resulting logical plan into physical operators before execution. This also makes it easier for the user to understand the plan and debug the execution.

Many simple logical operators map one-to-one to physical Sycamore operators, including single-pass per-document operations like `map`, `filter`, and `llmExtract`, but for operations that span multiple documents, we have found it often works better to have more specific operators rather than low-level primitives. For example, the following logical operators are exposed to the Luna planner:

- `groupByAggregate`: Performs a database style group-by and aggregation.
- `llmCluster`: Clusters documents using k -means based on semantic similarity of one or more fields.
- `llmGenerate`: Summarizes one or more documents based on a prompt. This is analogous to the “G” in “RAG” and is often used at the end of a plan.

Each of these operators can be implemented in terms of the existing Sycamore physical operators. For instance, `groupByAggregate` and `llmCluster` can be implemented with a combination of `map` and `reduce` operations, but we see better results from the planner when we keep them as separate operators.

Query Planning. Luna uses an LLM to interpret a natural language query and decompose it to a DAG of logical query operators. After significant experimentation, we found that including the following information in the prompt helps provide the LLM with the right context:

- The schema for the input DocSet. For each schema field, we include a short description as well as a few example values drawn from the underlying data.
- A list of available logical operators and their syntax.
- A list of example queries and their associated query plans.

We instruct the LLM to generate the plan in JSON format, which we validate against a schema to ensure that it conforms to the expected syntax. In addition to confirming that the query plan is syntactically correct, we also check that it is semantically valid. For example, if a `QueryDatabase` operation performs field-based filtering, we check that the fields used in the filter are valid for the given DocSet.

Plan Rewriting and Optimization. Despite significant prompt engineering, the LLM may still produce a suboptimal or, in some cases, an incorrect or infeasible query plan. We use a combination of plan rewriting and rule-based optimization to address these issues. For example, if the plan has multiple `llmExtract` operators in sequence, these can be combined into a single operator.

Execution. After plan rewriting and optimization, the query plan is compiled into Sycamore code in Python. Execution on large datasets benefits from distributed processing, and using Sycamore’s distributed execution mode allows us to scale out workloads with minimal overhead. The compiled query execution code in Sycamore is easy for a technically savvy user to understand and modify (in the UI itself).

Traceability and debugging. The ambiguous nature of some queries can result in Luna misinterpreting the user’s intention. It is critical to allow the user to inspect the query execution trace and provide feedback to correct itself. With a combination of logging and exposing APIs that allow the user to modify any stage of query execution, users have full control over how their query is answered.

6.2 User Interface and Verifiability

Luna’s user interface, shown in Figure 6 is designed to make it easy for users to verify the results from the system. Luna achieves this by: (a) exposing the query plan, (b) allowing the user to inspect intermediate results, and (c) allowing the user to ask follow-up questions to guide the system.

Luna exposes the plan generated from a user query as a simple JSON object. This allows a user to understand the exact operations that were performed to answer a query, how the dataset was transformed during each operation, and modify any part of the plan to better align with their intention. Given the query “Get the latitude and longitude of all incidents in 2023 involving Cessna aircraft,” we



Figure 6: The Luna user interface shows the query result visually, allows the use to inspect the generated query plan, and lets them drill down to individual documents if needed

Field	Example value
accidentNumber	CEN23FA095
aircraft	Piper PA-38-112
aircraftDamage	Destroyed
conditionOfFlight	Dusk
conditions	Visual (VMC)
dateAndTime	June 28, 2024 19:02:00
departureAirport	Winchester, Virginia (OKV)
destinationAirport	Yelm; Washington
flightConductedUnder	Part 137: Agricultural
injuries	3 Serious
location	Gilbertsville, Kentucky
lowestCeiling	Broken / 5500 ft AGL
lowestCloudCondition	Scattered / 12000 ft AGL
operator	Anderson Aviation LLC
registration	N220SW
temperature	15.8C
visibility	7 miles
windDirection	190°
windSpeed	19 knots gusting to 22 knots

Table 3: Schema extracted from NTSB incident reports.

can see the resulting plan as a queryDatabase operation followed by a llmExtract operation. The Luna UI also shows the user the Sycamore code that was generated for the query, which they can edit and re-run.

While inspecting the query plan is often enough to convince oneself that the data generated by the query is likely to be correct, further validation is possible by inspecting the data flowing out of each of the operators. The Luna UI allows the user to explore the raw data at each stage of the query plan, drilling down to individual records and linking back to the original source documents.

Finally, we find that supporting an iterative, exploratory mode of interaction with the system is essential. Users can test hypotheses and explore different aspects of the data by asking follow-up questions, such as “what about incidents without substantial damage” or “show only results in California.” The conversational history with the system allows a user to refer to previous queries or results implicitly, making this interaction much more natural, much like asking questions of a human analyst.

7 EVALUATION

We present a preliminary evaluation of Luna’s ability to answer complex analytical questions over a dataset of incident reports from the National Transportation Safety Board, which is the US-based agency responsible for investigating civil transportation accidents. Our test dataset consists of 100 PDF reports pulled from the NTSB CAROL database⁶ covering aviation incidents between June and September 2024. Each file is between 4 and 7 pages of text, with sections covering a summary of the incident, probable cause and findings, factual information, and administrative information. Incident reports have multiple tables covering aspects such as the pilot’s background, aircraft and operator details, meteorological information, wreckage, and injuries. Many of the documents contain photographs of the accident site or maps of the flight trajectory.

⁶<https://carol.nts.gov/>

	Luna	RAG
Correct	20 (67%)	2 (6.7%)
Incorrect	10 (33%)	20 (67%)
Refusal	0 (0%)	8 (26.7%)
Total	30	30

Table 4: Luna vs. RAG evaluation results on NTSB document questions.

We processed the NTSB reports using a Sycamore pipeline. The pipeline starts by calling DocParse to parse each document as described in Section 4, and then uses the `llmExtract` transform to extract key data from each document. We load the resulting schema, shown in Table 3, into an OpenSearch index. We also chunk and embed the text content of the incident reports, and the resulting vectors are also stored in OpenSearch for use with vector search operations. Throughout this evaluation we used OpenAI’s `gpt-4o` model for our LLM, `all-MiniLM-L6-v2` for the embeddings, and OpenSearch 2.17.

7.1 Benchmark questions

There does not exist a standard benchmark for document analytics against this type of dataset. Through manual inspection, we derived a set of 30 questions that represent a broad range of query types and varying degrees of difficulty to answer. Some examples of the benchmark questions include:

- How many incidents were there by state?
- What fraction of incidents that resulted in substantial damage were due to engine problems?
- In incidents involving Piper aircraft, what was the most commonly damaged part of the aircraft?
- Which incidents occurred in July involving birds?

A few of the benchmark questions can be answered more or less directly by querying the extracted metadata shown in Table 3. However, in most cases, the benchmark questions refer to information not explicitly captured in the schema, such as whether an incident involved birds or engine problems. For these cases, Luna needs to use a combination of metadata lookup and LLM-based extraction or filtering based on the documents’ textual content.

Many of our benchmark questions would be difficult, or impossible, for a RAG-based system to answer, given that the information required to answer the question is spread across multiple portions of each document, and a vector search would not be expected to return meaningful chunks of context for downstream analysis by the LLM.

7.2 Results

We ran Luna against each of our 30 benchmark questions and compared the result to ground truth answers determined through manual inspection. As a comparison point, we also used RAG to answer each question, using a standard RAG approach that first converts the question into a vector search against the embedded set of text chunks, retrieves the k nearest documents for each question, and provides those chunks as context to the LLM to answer the original question. For this test we set $k = 100$. The results are shown in Table 4.

Luna answers 20 out of the 30 questions correctly, and 10 incorrectly. The incorrect answers fall into several categories:

Counting errors (6 cases). In several cases, there are off-by-one errors due to incidents being counted twice. For example, for the question “How many incidents were there, broken down by number of engines?”, there is a single incident involving two aircraft, each with 1 engine. These are counted as two separate “incidents”. Fixing this would require a deduplication step in the query plan which can be achieved with better few-shot examples for the planner.

Filter errors (3 cases). The LLMFilter operation is occasionally too generous in its interpretation of whether a given document should pass the filter test. As an example, in the question “How many incidents were due to engine problems?” the LLM filter operation screens for “Does the document indicate engine problems?”. Because portions of most NTSB reports mention engines in various contexts, the filter tends to pass through documents where an engine *problem* was not indicated. Better prompting for the filter conditions would help here.

Query interpretation (1 case). For the question “What was the breakdown of incident types by aircraft manufacturer?”, the LLM interprets “aircraft manufacturer” to mean whether the aircraft was military, commercial, a helicopter, or some other type, rather than the name of the manufacturer (which is indeed present in the dataset). This would be fixable with some additional few-shotting, but points more broadly to the challenge of teaching the LLM about the semantic interpretation of the schema.

As we expected to see, RAG does poorly on most of these questions. The two cases in which RAG gets the correct answer are “How many incidents were there in Hawaii?” (for which the correct answer is zero), and “Which incidents occurred in July involving birds?” (two incidents). Both of these are answerable using the RAG approach when the number of records retrieved from the vector search is small enough to fit in the LLM’s context window. RAG does not yield the correct answer in any case where the number of matching incidents exceeds a modest threshold, such as “How many incidents involved substantial damage?” (correct answer: 94, RAG answer: 10).

A substantial number of RAG queries resulted in a refusal of the LLM to answer the question at all. For example, on the question “How many incidents were due to engine problems?”, the LLM responds with “The NTSB does not assign fault or blame for accidents or incidents, including those related to engine problems.” This is caused by *context poisoning* during the RAG process. Each of the NTSB reports contains a boilerplate disclaimer that states,

“The NTSB does not assign fault or blame for an accident or incident; rather, as specified by NTSB regulation, ‘accident/incident investigations are fact-finding proceedings with no formal issues and no adverse parties ... and are not conducted for the purpose of determining the rights or liabilities of any person’ (Title 49 Code of Federal Regulations section 831.4).”

Whenever these text chunks are included in the vector search results fed as context to the LLM, the final response is effectively poisoned

by the disclaimer. While this could be addressed through a range of prompting and sanitization techniques, we chose to highlight this as an interesting failure mode of the conventional RAG approach.

8 RELATED WORK

Machine learning has revolutionized many aspects of data management over the last decade. First, there is a long line of work on natural language to SQL [12, 27, 28]. While the early work focused on building specialized models for this purpose, LLM-based approaches have proven superior in recent years⁷. Several recent works have focused on generating queries that incorporate LLM calls [18, 20, 34]. Our Luna framework is differentiated by a broader set of LLM-based operations, a focus on hierarchical documents, and our emphasis on interactive interfaces.

There is also much work on using LLMs for specific ETL tasks such as entity resolution, information extraction, named entity recognition, and data cleaning [15, 23, 31]. In addition, there's also work in detecting and extracting tables using modern transformer models [25, 30], OCR [9, 14], and segmentation and labeling [5, 26]. To date, ours is the only work that combines the best of these into a unified cloud service and is deeply integrated with a declarative document processing framework for ETL like Sycamore.

DocParse is based on a long line of work in document segmentation. Current approaches commonly use object detection models such as DETR [7]. DocParse follows this approach and leverages Deformable DETR [36]. An alternate line of work has led to multi-modal models such as Donut [11] and LayoutLMV3 [8] that seek to directly solve document understanding tasks like visual question answering (VQA) without the need for explicit segmentation. Sycamore can eventually incorporate these models, but we continue to find segmentation valuable as we can index the segments to reduce work at query time.

There is less work on building end-to-end systems that encompass the entire spectrum of tasks from document parsing to ETL to querying for unstructured document analytics. Nonetheless, several similar efforts have started over the last year including ZenDB [17], LOTUS [24], EVAPORATE [2], CHORUS [10], and Palimpsest [18]. TAG [6] is similar in spirit to Luna, but translates to SQL and does not include LLM-based operators post database query. Most recently, DocETL [29] proposes to use agent-based rewrites to automatically optimize document processing pipelines for improved accuracy. In contrast to these works, while we have incorporated similar pipelining and rewriting mechanisms to start, we do not believe it is possible to fully automate and optimize the entire pipeline in practice. As a result, we have designed Aryn to facilitate a human-in-the-loop paradigm.

9 CONCLUSIONS AND FUTURE WORK

We are building Aryn to make unstructured data as easy to query as structured data by leveraging the immense potential of LLMs to process multi-modal datasets. We take a database-inspired approach of decomposing analytics queries into semantic query plans which not only improves answer accuracy but also provides explainability and an avenue for intervention and iteration. At the same time, given the limitations of current models, we are building

Aryn to be a human-in-the-loop system; as the LLMs improve, the need for human interventions will diminish, but it is unlikely to completely vanish. Our experience across a variety of application domains supports that our overall design as well as Aryn's individual components are promising. Nonetheless, many challenges still remain. We need to continue to improve accuracy and make it easier to adapt Aryn to new use cases. We need ways to correct and evolve the system and automatically learn from users as they exercise the system. We need to extend Aryn to support joins and allow queries to incorporate external sources like data warehouses. Finally, we've just started the journey on improving performance, cost, and scale.

ACKNOWLEDGMENTS

We thank Amol Deshpande for his insights, detailed advice, and contributions from the start and throughout our journey at Aryn. We also thank our newest members who relentlessly make the platform better: Akarsh Gupta, Soeb Hussain, Dhruv Kaliraman, Soham Kasar, Abijit Puhare, Karan Sampath, Aanya Pratapneni, and Ritam Saha. We are indebted to our customers whose partnership makes our contribution unique and differentiated. Finally, we thank our reviewers for their suggestions.

REFERENCES

- [1] Amazon. 2024. Amazon Textract. <https://aws.amazon.com/textract/>
- [2] Simran Arora, Brandon Yang, Sabri Eyuboglu, Avaniika Narayan, Andrew Hjel, Immanuel Trummer, and Christopher Ré. 2023. Language Models Enable Simple Systems for Generating Structured Views of Heterogeneous Data Lakes. *Proceedings of the VLDB Endowment* 17, 2 (2023), 92–105.
- [3] Aryn. 2024. Aryn/deformable-detr-DocLayNet. <https://huggingface.co/Aryn/deformable-detr-DocLayNet>
- [4] Aryn. 2024. Sycamore Repository. <https://github.com/aryn-ai/sycamore>
- [5] Christoph Auer, Ahmed Nassar, Maksym Lysak, Michele Dolfi, Nikolaos Livathinos, and Peter Staar. 2023. ICDAR 2023 Competition on Robust Layout Segmentation in Corporate Documents. In *Document Analysis and Recognition - ICDAR 2023*. Springer Nature Switzerland, 471–482. https://doi.org/10.1007/978-3-031-41679-8_27
- [6] Asim Biswal, Liana Patel, Siddharth Jha, Amog Kamsetty, Shu Liu, Joseph E. Gonzalez, Carlos Guestrin, and Matei Zaharia. 2024. Text2SQL is Not Enough: Unifying AI and Databases with TAG. [arXiv:2408.14717 \[cs.DB\]](https://arxiv.org/abs/2408.14717) <https://arxiv.org/abs/2408.14717>
- [7] Nicolas Carion, Francisco Massa, Gabriel Synnaeve, Nicolas Usunier, Alexander Kirillov, and Sergey Zagoruyko. 2020. End-to-End Object Detection with Transformers. In *ECCV*.
- [8] Yupan Huang, Tengchao Lv, Lei Cui, Yutong Lu, and Furu Wei. 2022. Layoutlmv3: Pre-training for document ai with unified text and image masking. In *Proceedings of the 30th ACM International Conference on Multimedia*. 4083–4091.
- [9] JaidedAI. 2024. EasyOCR. <https://github.com/JaidedAI/EasyOCR>
- [10] Moe Kayali, Anton Lykov, Ilias Fountalis, Nikolaos Vasiloglou, Dan Olteanu, and Dan Suciu. 2024. CHORUS: Foundation Models for Unified Data Discovery and Exploration. *Proceedings of the VLDB Endowment* 17, 8 (2024), 2104–2114.
- [11] Geewook Kim, Teakgyu Hong, Moonbin Yim, Jinyoung Park, Jinyeong Yim, Wonseok Hwang, Sangdoon Yun, Dongyoon Han, and Seunghyun Park. 2021. Donut: Document understanding transformer without ocr. *arXiv preprint arXiv:2111.15664* 7, 15 (2021), 2.
- [12] Hyeonji Kim, Byeong-Hoon So, Wook-Shin Han, and Hongrae Lee. 2020. Natural language to SQL: Where are we today? *PVLDB* 13, 10 (2020).
- [13] Patrick Lewis, Ethan Perez, Aleksandra Piktus, Fabio Petroni, Vladimir Karpukhin, Naman Goyal, Heinrich Küttler, Mike Lewis, Wen tau Yih, Tim Rocktäschel, Sebastian Riedel, and Douwe Kiela. 2021. Retrieval-Augmented Generation for Knowledge-Intensive NLP Tasks. [arXiv:2005.11401](https://arxiv.org/abs/2005.11401) <https://arxiv.org/abs/2005.11401>
- [14] Chenxia Li, Weiwei Liu, Ruoyu Guo, Xiaoting Yin, Kaitao Jiang, Yongkun Du, Yuning Du, Lingfeng Zhu, Baohua Lai, Xiaoguang Hu, Dianhai Yu, and Yanjun Ma. 2022. PP-OCRv3: More Attempts for the Improvement of Ultra Lightweight OCR System. [arXiv:2206.03001 \[cs.CV\]](https://arxiv.org/abs/2206.03001) <https://arxiv.org/abs/2206.03001>
- [15] Yuliang Li, Jinfeng Li, Yoshihiko Suhara, AnHai Doan, and Wang-Chiew Tan. 2020. Deep entity matching with pre-trained language models. *Proceedings of*

⁷See the leaderboard at <https://yale-lily.github.io/spider>.

- the VLDB Endowment* 14, 1 (2020), 50–60.
- [16] Tsung-Yi Lin, Michael Maire, Serge Belongie, James Hays, Pietro Perona, Deva Ramanan, Piotr Dollár, and C. Lawrence Zitnick. 2014. Microsoft COCO: Common Objects in Context. In *Computer Vision – ECCV 2014*, David Fleet, Tomas Pajdla, Bernt Schiele, and Tinne Tuytelaars (Eds.). Springer International Publishing, Cham, 740–755.
- [17] Yiming Lin, Madelon Hulsebos, Ruiying Ma, Shreya Shankar, Sepanta Zeigham, Aditya G. Parameswaran, and Eugene Wu. 2024. Towards Accurate and Efficient Document Analytics with Large Language Models. arXiv:2405.04674 [cs.DB] <https://arxiv.org/abs/2405.04674>
- [18] Chunwei Liu, Matthew Russo, Michael Cafarella, Lei Cao, Peter Baille Chen, Zui Chen, Michael Franklin, Tim Kraska, Samuel Madden, and Gerardo Vitagliano. 2024. A Declarative System for Optimizing AI Workloads. *arXiv preprint arXiv:2405.14696* (2024).
- [19] Nelson F. Liu, Kevin Lin, John Hewitt, Ashwin Paranjape, Michele Bevilacqua, Fabio Petroni, and Percy Liang. 2023. Lost in the Middle: How Language Models Use Long Contexts. arXiv:2307.03172 [cs.CL] <https://arxiv.org/abs/2307.03172>
- [20] Shicheng Liu, Jialiang Xu, Wesley Tjangnaka, Sina Semnani, Chen Yu, and Monica Lam. 2024. SUQL: Conversational Search over Structured and Unstructured Data with Large Language Models. In *NAACL*. 4535–4555.
- [21] Microsoft. 2024. Azure AI Document Intelligence. <https://azure.microsoft.com/en-us/products/ai-services/ai-document-intelligence>
- [22] Philipp Moritz, Robert Nishihara, Stephanie Wang, Alexey Tumanov, Richard Liaw, Eric Liang, Melih Elibol, Zongheng Yang, William Paul, Michael I. Jordan, and Ion Stoica. 2018. Ray: A Distributed Framework for Emerging AI Applications. In *OSDI*.
- [23] Avanika Narayan, Ines Chami, Laurel Orr, and Christopher Ré. 2022. Can Foundation Models Wrangle Your Data? *PVLDB* (2022).
- [24] Liana Patel, Siddharth Jha, Carlos Guestrin, and Matei Zaharia. 2024. LOTUS: Enabling Semantic Queries with LLMs Over Tables of Unstructured and Structured Data. *arXiv preprint arXiv:2407.11418* (2024).
- [25] ShengYun Peng, Aishwarya Chakravarthy, Seongmin Lee, Xiaojing Wang, Rajarajeswari Balasubramanian, and Duen Horng Chau. 2024. UniTable: Towards a Unified Framework for Table Recognition via Self-Supervised Pretraining. arXiv:2403.04822 [cs.CV] <https://arxiv.org/abs/2403.04822>
- [26] Birgit Pfitzmann, Christoph Auer, Michele Dolfi, Ahmed S Nassar, and Peter Staar. [n. d.]. DocLayNet: A Large Human-Annotated Dataset for Document-Layout Segmentation. In *KDD (KDD '22)*. ACM.
- [27] Mohammadreza Pourreza, Hailong Li, Ruoxi Sun, Yeounoh Chung, Shayan Talaei, Gaurav Tarlok Kakkar, Yu Gan, Amin Saberi, Fatma Ozcan, and Sercan O. Arik. 2024. CHASE-SQL: Multi-Path Reasoning and Preference Optimized Candidate Selection in Text-to-SQL. arXiv:2410.01943 [cs.LG] <https://arxiv.org/abs/2410.01943>
- [28] Mohammadreza Pourreza and Davood Rafiei. 2024. DIN-SQL: Decomposed in-context learning of text-to-SQL with self-correction. *Advances in Neural Information Processing Systems* 36 (2024).
- [29] Shreya Shankar, Aditya G. Parameswaran, and Eugene Wu. 2024. DocETL: Agentic Query Rewriting and Evaluation for Complex Document Processing. arXiv:2410.12189 [cs.DB] <https://arxiv.org/abs/2410.12189>
- [30] Brandon Smock, Rohith Pesala, and Robin Abraham. 2022. PubTables-1M: Towards Comprehensive Table Extraction From Unstructured Documents. In *Proceedings of the IEEE/CVF Conference on Computer Vision and Pattern Recognition (CVPR)*. 4634–4642.
- [31] Yoshihiko Suhara, Jinfeng Li, Yuliang Li, Dan Zhang, Çağatay Demiralp, Chen Chen, and Wang-Chiew Tan. 2022. Annotating columns with pre-trained language models. In *Proceedings of the 2022 International Conference on Management of Data*. 1493–1503.
- [32] The Aryn Team. 2024. Benchmarking PDF segmentation and parsing models.
- [33] Unstructured. 2024. Unstructured Serverless API. <https://unstructured.io/api-key-hosted>
- [34] Matthias Urban and Carsten Binnig. 2023. CAESURA: Language Models as Multi-Modal Query Planners. *CIDR* (2023).
- [35] Matei Zaharia, Mosharaf Chowdhury, Tathagata Das, Ankur Dave, Justin Ma, Murphy McCauly, Michael J. Franklin, Scott Shenker, and Ion Stoica. 2012. Resilient Distributed Datasets: A Fault-Tolerant Abstraction for In-Memory Cluster Computing. In *NSDI*.
- [36] Xizhou Zhu, Weijie Su, Lewei Lu, Bin Li, Xiaogang Wang, and Jifeng Dai. 2020. Deformable detr: Deformable transformers for end-to-end object detection. *arXiv preprint arXiv:2010.04159* (2020).