

Open-vocabulary Temporal Action Localization using VLMs

Naoki Wake¹, Atsushi Kanehira¹, Kazuhiro Sasabuchi¹, Jun Takamatsu¹, and Katsushi Ikeuchi¹

Abstract—Video action localization aims to find timings of a specific action from a long video. Although existing learning-based approaches have been successful, those require annotating videos that come with a considerable labor cost. This paper proposes a learning-free, open-vocabulary approach based on emerging vision-language models (VLM). The challenge stems from the fact that VLMs are neither designed to process long videos nor tailored for finding actions. We overcome these problems by extending an iterative visual prompting technique. Specifically, we sample video frames into a concatenated image with frame index labels, making a VLM guess a frame that is considered to be closest to the start/end of the action. Iterating this process by narrowing a sampling time window results in finding a specific frame of start and end of an action. We demonstrate that this sampling technique yields reasonable results, illustrating a practical extension of VLMs for understanding videos. The code will be available shortly.

I. INTRODUCTION

Video action localization aims to find timings of a specific action from a long video. Extracting precise timings of an action is a fundamental technique in computer-vision and other research domains, including video annotation, video editing, and automatic video collection from unlabelled datasets. For example, in the context of robotics, accurately extracting videos corresponding to specific actions will greatly benefit from analyzing human action in several robot-teaching frameworks where robot learns from human demonstrations, such as Learning from Demonstration (LfD) [1] and Learning from Observation (LfO) [2], [3], [4].

Previous mainstream research on video action localization has primarily focused on training models based on labelled datasets. The typical approach is to classify frames or a series of consecutive frames with predefined action labels for determining which action is being executed at each point in time in the video [5], [6], [7]. While these methods have been successful on several benchmarks, they have limitations in terms of extensibility. Specifically, if new actions not included in the training data need to be recognized, additional data collection and model retraining are required. This presents a bottleneck for the quick and convenient application of these methods to data outside benchmark tasks.

In this paper, we introduce a pipeline for Open-vocabulary video action localization (OVAL), which does not require pre-training and can address action labels in an open-vocabulary form (Fig. 1). Our approach is inspired by a recently proposed method called “Prompting with Iterative Visual Optimization (PIVOT)”[8]. The original PIVOT aims to utilize Vision-Language Models (VLM) to reason an

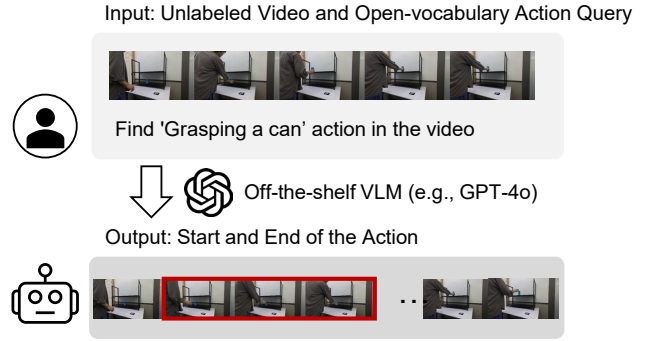


Fig. 1. Open-vocabulary temporal action localization aims to find the start and end timing of an action specified by open-vocabulary free-text queries. We propose a learning-free approach that leverages an off-the-shelf vision-language model (e.g., OpenAI’s GPT-4o).

embodied action by framing the problem as iterative visual question answering. In this paper, we propose a simple yet effective approach to apply PIVOT to find a temporal segment of actions. Specifically, we sample video frames into a concatenated image with frame index labels, making a VLM guess the frame closest to the start and end of an action. Iterating this process by narrowing the sampling time window results in finding specific frames when the action started and ended, thus achieving action localization. Although the recent advancements in VLM technology has supported the development of OVAL [9], [10], [11], [12], [13], [14], [15], to the best of our knowledge, there are no existing methods that utilize off-the-shelf VLMs directly.

Using OpenAI’s GPT-4o [16] as an example of VLMs, we evaluated the performance of the proposed pipeline using an existing benchmark of breakfast cooking dataset and our labelled original cooking dataset. We checked how the pipeline works for a typical robot-teaching condition in which a transition of high-level task needs to be grounded against a human demonstration video [17], [18], [19] (e.g., grasp, pick-up, move, put, and release an object). As result, we show the model achieves over 60% accuracy in terms of mean-over-frame (MoF), performing better than a baseline method. Although the performance appeared to be inferior to the state-the-of-art learning-based methods, the result demonstrated the feasibility of the proposed method. Additionally, we show the impact of several parameters of visual prompting and qualitative results for extracting specific actions from an unlabeled dataset, to deepen insights into its application. The contributions of this research are:

- Proposing a novel pipeline for open-vocabulary video action localization by extending PIVOT.

¹Authors are with Applied Robotics Research, Microsoft, Redmond, WA, USA

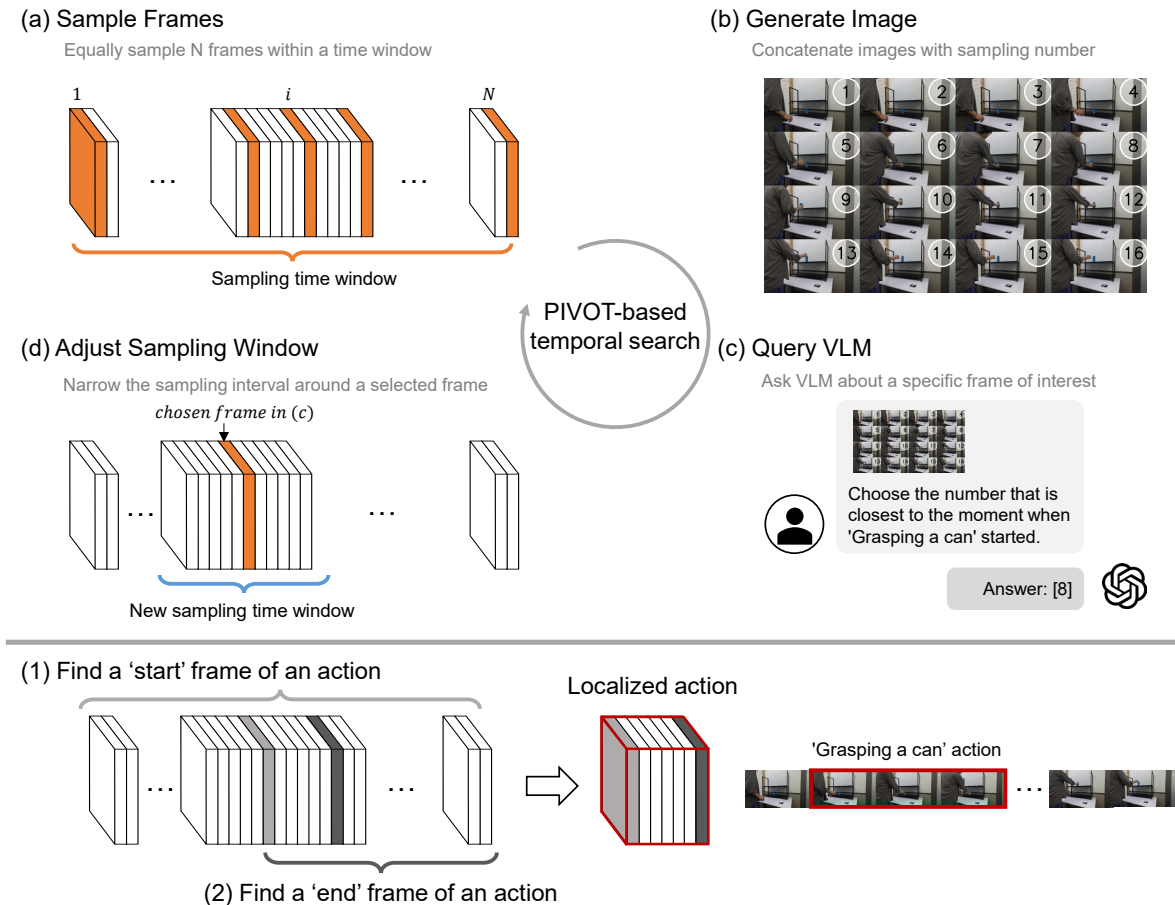


Fig. 2. The proposed pipeline for open-vocabulary video action localization using a VLM consists of the following steps: (a) Frames are sampled at regular intervals from a time window, covering the entire video in the first iteration. (b) The sampled frames are then tiled in an image with annotations indicating the time order of the frames. (c) This image is then fed into a VLM to identify the frames closest to a specific timing of an action (e.g., the start timing of an action). (d) The sampling window is updated by centering on the selected frame with a narrower sampling interval. Bottom panel (1) For general action localization, the start time of the action in the video is determined by iterating steps (a) to (d). Bottom panel (2) By estimating the end time of the action in the same manner, the action is localized in the video.

- Demonstrating its effectiveness using existing benchmarks and our own benchmarks for robot teaching
- Reporting the impact of parameters of several components and the limitations of this method.

The primary advantage of this method lies in its use of open vocabulary, enabling action localization across diverse contexts. We believe that its adaptability extends beyond robot teaching to various research fields and practical applications.

II. METHOD

A. Core Pipeline

Figure 2 shows the core pipeline of the proposed method, aligning the original illustration of PIVOT [8]. The pipeline starts by sampling a number of frames at regular intervals from a time window of the given video (Fig. 2(a)). In the first iteration, the sampling window was set to be identical to the length of the video to capture the entire sequence of the video. The number of frames to sample is a hyperparameter and Fig. 2 illustrates the case of 16 frames. The sampled frames are then tiled in an image with the annotation of the

time order of the frames (Fig. 2(b)). The image was then fed into a VLM to identify the frame closest to a specific action timing; Fig. 2(c) illustrates the start timing of an action. Finally, the sampling window is updated centering the selected frame with a narrower sampling interval (Fig. 2(d)). Note that due to the sparsity of sampling, the exact moment of an action may not necessarily be included in the query image. The pipeline can precisely identify the relevant moment by repeatedly narrowing the sampling window around the estimated closest frame until reaching a specific sampling interval. Hereafter, we will refer to this method as Temporal PIVOT (T-PIVOT).

For general action localization, we first estimate the start time of the action in the video using T-PIVOT (Fig. 2 bottom panel (1)). Then, by re-setting a sampling window for the period after the start time, we estimate the end time of the action in the same manner (Fig. 2 bottom panel (2)). By using the obtained start and end time, we localize the action of interest. Importantly, since this method involves querying the VLM, it allows us to specify actions in open-vocabulary free-text queries.

This pipeline can be extended to address several sub-scenarios, including but not limited to: finding the transitions between a series of actions within a video, detecting a specific event in a video, and collecting multiple instances of an action for a data-curating purpose.

B. Implementation of T-PIVOT

The Algorithm 1 shows the specific pipeline we implemented for the experiment in this paper. The computation yields the start and end times of a set of tasks in a video by applying T-PIVOT in parallel. We used OpenAI’s GPT-4o [16] for all the experiments. The sampling window is halved with each iteration, and this process is repeated for a specific number of iterations, which we set to four as a practical number.

Algorithm 1 Parallel T-PIVOT

Require: *video, tasks*

- 1: $results \leftarrow \{\}$
- 2: $center_time \leftarrow video.length/2$
- 3: $window \leftarrow video.length$
- 4: **for all** $task \in tasks$ **do in parallel**
- 5: **for** $i = 0$ to $iterations$ **do**
- 6: $image \leftarrow SampleFrames(center_time, window)$
- 7: $selected_time \leftarrow QueryVLM(image, task)$
- 8: $center_time \leftarrow selected_time$
- 9: $window \leftarrow window/2$
- 10: **end for**
- 11: $results[task] \leftarrow center_time$
- 12: **end for**
- 13: **return** $results$

- *SampleFrames*: Creates a grid of frames around *center_time* with an interval of *interval* and returns the frames and their corresponding time.
- *QueryVLM*: Uses a VLM to analyze the image and determine a frame closest to the completion of the task.

C. Qualitative Results

We qualitatively checked our proposed pipeline (Fig. 2) using a cooking-preparation video that we recorded in-house. This 10-minute first-person video included actions such as taking out, washing, and cutting vegetables. Before applying Algorithm 1, the video was pre-divided into ten segments to maintain sufficient temporal resolution for recognition. We then extracted actions corresponding to open-vocabulary text descriptions. Figure 3 shows the examples of the identified video segments for actions of “cutting vegetables,” “washing vegetables,” and “turning on a faucet,” demonstrating that reasonable outputs were obtained.

III. EXPERIMENT

We evaluated the performance of the proposed pipeline in the light of practical use cases. Specifically, the pipeline was evaluated in the context of a typical robot-teaching condition on top of task and motion planning (TAMP)[20], where a system needs to ground high-level task plan (e.g., grasp, pick-up, move, put, and release an object) against a human demonstration video [17], [18], [19]. To this end, we

Localizing “Cutting vegetables” actions



Localizing “Washing vegetables” actions



Localizing “Turning on a faucet” actions



Fig. 3. Qualitative results of open-vocabulary action localization in a cooking-preparation video.

used an existing benchmark dataset and our labeled original cooking dataset. We focused on cooking actions because it reflects realistic scenarios as well as challenging appearance of cluttered objects in a scene.

A. Benchmark

Breakfast Dataset [21] is the third-person videos containing ten activities related to breakfast preparation, such as pouring drink and making a sandwich. Each video is annotated without gaps along the timeline with more detailed action labels, such as taking a cup and stirring. The videos contain 52 different individuals across 18 different kitchens, totaling 1712 videos. As we are proposing learning-free approach, we used only the testing dataset of 335 videos based on the split used in [22].

Fine-grained Breakfast dataset is the first-person videos of human cooking activities with fine-grained robotics tasks. Existing datasets of human actions including the Breakfast dataset [21] are labeled with coarse categories and simple motion labels often consist of multiple robotics manipulations (e.g., a motion labeled as “pour milk” needs a sequential robotic manipulation of moving a robot hand towards a milk carton, grasp it, pick it up, move it near a cup, rotate and hold the milk carton, adjust its pose, move back to the table and release it [23], [24]. There is a huge gap between the granularity of action in the computer-vision community and the robotics community. To our knowledge, however, no existing datasets label tasks based on fine-grained robotic actions. To gain insights into the usefulness of the proposed pipeline for robot teaching, we prepared a fine-grained breakfast dataset by manually annotating an existing dataset of breakfast preparation [25] using a third-party annotation tool [26].

Based on the Kuhn-Tucker theory [27] explaining solution space of linear simultaneous inequalities in space, we defined tasks as a transition of constraints imposed to an object [28],

[29], [30]. As such we obtain a task set that is sufficient and enough to explain manipulation, such as picking up, moving, placing, rotating (refer to [29] for the complete list of tasks). 113 videos were used in this study.

B. Task Definition

Given a video V and a sequence of task labels L_i ($i = 1 \dots N$) contained within it, our goal is to estimate the timing of these transitions $T_{i \rightarrow i+1}$ ($i = 1 \dots N - 1$). We assume that the task sequence is continuous. As a baseline method, we partition the video uniformly based on the length of the sequence, allocating equal time intervals to each task. We evaluate our method using the following metrics commonly used in temporal action localization. [31]:

- **MoF (Mean-over-Frames)** represents the percentage of correctly predicted frames out of the total number of frames in a video.
- **IoU (Intersection over Union)**: measures the overlap between the predicted and ground truth segments for each action class. It is calculated as the ratio of the intersection over the union of the two sets.
- **F1-score**: The harmonic mean of precision and recall, providing a balanced measure of prediction accuracy.

C. T-PIVOT for Recognizing Seamless Action Transitions

By applying the T-PIVOT method described in Section II, we estimated the timing of task transitions within the video as follows. First, the start time of each task, $T_{i.start}$ ($i = 1 \dots N$), is estimated using the T-PIVOT in parallel processing. The end time of each task, $T_{i.end}$ ($i = 1 \dots N$), is similarly estimated. This approach yields an estimated series of start times and end times for each task. In this experiment, we assume that tasks are continuously present in the video. Therefore, the end time of one task is identical to the start time of the subsequent task. To ensure this, we calculate this time as the midpoint between the estimated end time of the current task and the estimated start time of the next task:

$$T_{i \rightarrow i+1} = (T_{i.end} + T_{i+1.start})/2. \quad (1)$$

Specifically, the transition time $T_{i \rightarrow i+1}$ ($i = 1 \dots N - 1$) is calculated using Algorithm 2.

D. Action-order Aware Prompting

To estimate the start and end times of each task in parallel with Algorithm 2, each T-PIVOT process needs to know which task in the task sequence it is focusing on. Without this knowledge, the process cannot determine which instance to focus on; for example, if there are two instances of “picking up” in a video, it is not clear which “picking up” action is of interest when given a query of “Please find the picking up action in this video.” To address this issue, we prepared the following prompt using a sequence of task labels L_i ($i = 1 \dots N$):

“I will show an image sequence of human operation. It contains the following tasks: {task_sequence}. I have annotated the images with numbered circles. Choose the number that is closest to the moment when the ({task_focus}) has started.

Algorithm 2 Task Transition Estimation

Require: $video, tasks$

```

1:  $T_{i.start} \leftarrow EstimateStartTimes(video, tasks)$ 
2: for  $i = 1$  to  $N - 1$  do
3:   if  $T_{i+1.start} < T_{i.start}$  then
4:      $T_{i+1.start} \leftarrow T_{i.start}$ 
5:   end if
6: end for
7:  $T_{i.end} \leftarrow EstimateEndTimes(video, tasks)$ 
8: for  $i = 1$  to  $N - 1$  do
9:   if  $T_{i.end} > T_{i+1.end}$  then
10:     $T_{i.end} \leftarrow T_{i+1.end}$ 
11:   end if
12: end for
13: for  $i = 1$  to  $N - 1$  do
14:    $T_{i \rightarrow i+1} \leftarrow (T_{i.end} + T_{i+1.start})/2$ 
15: end for
16: return  $T_{i \rightarrow i+1}$ 

```

EstimateStartTimes corresponds to Algorithm 1

You are a five-time world champion in this game. Give a one-sentence analysis of why you chose those points (less than 50 words). Provide your answer at the end in a JSON file in this format: {“points”: []}.”

where {task_sequence} lists the sequence of tasks in the format “1. L_1 , 2. L_2 , ...” and {task_focus} refers to the specific task being searched for in this instance (i.e., “k. L_k ”). This prompt is designed to consider the order and focus of tasks during the process, making the VLM aware of which task is of the current interest.w

E. Performance Across Different Prompting Styles

We investigated the effect of different prompting methods on the performance of the T-PIVOT. The aim of this experiment is to report the impact of several adjustable parameters to provide insights that may assist readers in designing their own prompts. It is important to note that there is no standard approach for creating prompt images or the method of updating sampling time windows, and the optimal methods may vary depending on the VLM models used and the types of videos analyzed. Therefore, the findings may not necessarily generalize across all models and video types.

First, we investigated how to create images for inclusion in the prompt, specifically focusing on how many images from a time window should be presented and in what manner. Table I and Table II show the impact of different numbers of images, depending on the grid size, on the results. The highest performance was achieved with a 5x5 grid (i.e., extracting 25 frames from a sampling time window) across the three metrics for the Breakfast Dataset and 3x3- or 4x4-grid settings for the Fine-grained Breakfast Dataset. These results appear to highlight the trade-off between temporal and spatial resolution in this method—a smaller grid size appears to decrease the temporal resolution in recognition as it limits the number of frames that can be extracted from the video, while a larger grid size can affect the spatial resolution of each frame as the resolution of the prompt image is fixed.

We also investigated other parameters for visual prompt-

ing, including the rendering position of the annotation numbers and the tiling spacing (Fig. 4). However, these variations did not lead to noticeable performance improvement (Table III); the inferior performance observed with center-rendering of the annotation might be due to overlapping annotated numbers reducing the image clarity. Furthermore, we explored conditions where the T-PIVOT iterations were increased until consecutive frames in the video were sampled, considering the possibility that the fixed number of iterations may limit the temporal resolution. However, this approach also did not lead to notable improvement in the results (data not shown), while taking longer time to complete the inference.

TABLE I

PERFORMANCE METRICS ACROSS GRID SIZES (BREAKFAST DATASET)

Grid size	2x2	3x3	4x4	5x5	6x6	Baseline
MoF	40.7	52.2	59.8	60.1	58.0	36.0
IoU	24.5	33.2	40.3	40.8	39.1	22.0
F1	32.3	42.7	50.6	51.2	49.4	30.3

TABLE II

PERFORMANCE METRICS ACROSS GRID SIZES (FINE-GRAINED BREAKFAST DATASET)

Grid size	2x2	3x3	4x4	5x5	6x6	Baseline
MoF	54.9	67.0	66.9	64.6	61.7	62.7
IoU	30.2	50.7	52.0	50.3	45.8	49.1
F1	38.5	61.0	62.7	61.5	56.7	60.6




Fig. 4. Different types of visual prompting styles tested in this study.

Furthermore, to gain deeper insights into the performance of action recognition, we examined the impact of varying numbers of action steps and durations of each video on performance (Fig. 5). These results indicate that the number of action steps significantly affects the outcomes, highlighting remaining challenges in recognizing actions in longer videos.

F. Comparison with Existing Methods

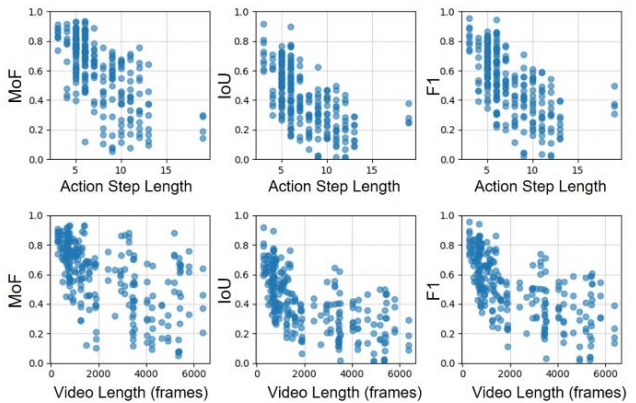
Table IV compares our proposed method with an existing method [31] on the Breakfast Dataset. It is crucial to emphasize that this comparison is not direct due to fundamental differences in experimental assumptions. Our method presupposes knowledge of the sequence of actions in the video, whereas general action localization lacks this prior information, requiring independent action labeling for each frame. The absence of predefined action sequences makes general action localization more challenging than

TABLE III
PERFORMANCE METRICS ACROSS RENDERING STYLES (BREAKFAST DATASET)

Method	Original	Center annotation	Spacing
MoF	60.1	54.1	58.0
IoU	40.8	37.8	40.0
F1	51.2	48.1	50.5

Images were rendered with 5x5 grid tiling.

(a) Breakfast Dataset



(b) Fine-grained Breakfast Dataset

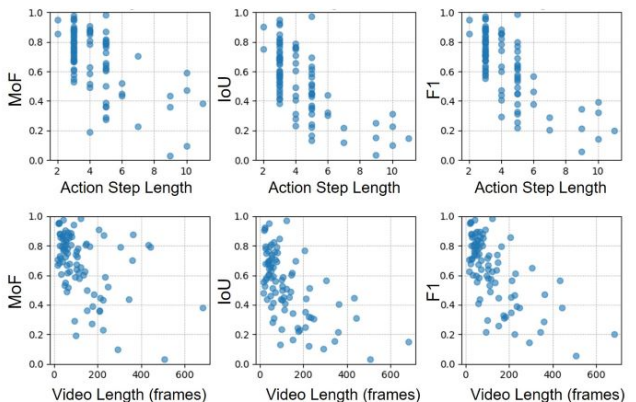


Fig. 5. Action localization performance plotted against action step number and the video length. (a) Breakfast Dataset and (b) Fine-grained Breakfast Dataset.

our setup. Despite these methodological disparities, existing approaches still surpass our proposed method, underscoring its limitations compared to state-of-the-art learning-based techniques.

IV. DISCUSSION AND LIMITATION

In this paper, we proposed a method for open-vocabulary video action localization using VLMs. Despite its straightforward pipeline, benchmark evaluations demonstrated reasonable performance, both for third-person and first-person videos. The effectiveness of this approach diminishes with increased video step lengths, and it is outperformed by established learning-based methods. Nevertheless, this method offers significant advantages: it eliminates the need for

TABLE IV
COMPARISON WITH EXISTING ACTION LOCALIZATION

Breakfast Dataset			
	MoF	IoU	F1
Bueno-Benito et al. [31]	65.1	52.1	54.6
Temporal PIVOT	59.8	40.3	50.6

data collection or training and can extract actions specified by open-vocabulary free-text queries, thereby enhancing its adaptability to diverse applications such as video annotation and video editing.

The comparison of different prompting styles has revealed several limitations of this method. First, the optimal number of frames for sampling depends on a trade-off between spatial and temporal resolution in action recognition. This number may vary based on the video’s length and the nature of the actions, potentially requiring adjustments for each use case. Second, the method’s performance is negatively impacted by the length of action sequences and by numerical annotations that interfere with image clarity. These issues highlight opportunities to improve the method by adjusting the placement of number renderings or by modifying the video length beforehand.

V. CONCLUSION

This paper introduces a novel approach for open-vocabulary video action localization leveraging the PIVOT methodology, which eliminates the need for data collection and model training. Testing with benchmark datasets has demonstrated that the proposed method offers promising capabilities in action localization without the constraints of predefined vocabularies. Considering several limitations of this method, future work will focus on refining visual prompting techniques and optimizing the system to enhance its applicability across a broader range of video analysis tasks, from automated video labeling to advanced robotics training.

REFERENCES

- [1] Aude Billard, Sylvain Calinon, Ruediger Dillmann, and Stefan Schaal. Survey: Robot programming by demonstration. *Springer handbook of robotics*, pages 1371–1394, 2008.
- [2] Katsushi Ikeuchi and Takashi Suchiro. Towards an assembly plan from observation. i. assembly task recognition using face-contact relations (polyhedral objects). In *ICRA*, pages 2171–2172, 1992.
- [3] Naoki Wake, Iori Yanokura, Kazuhiro Sasabuchi, and Katsushi Ikeuchi. Verbal focus-of-attention system for learning-from-demonstration. In *2021 IEEE International Conference on Robotics and Automation (ICRA)*, pages 10377–10384. IEEE, 2021.
- [4] Naoki Wake, Riku Arakawa, Iori Yanokura, Takuya Kiyokawa, Kazuhiro Sasabuchi, Jun Takamatsu, and Katsushi Ikeuchi. A learning-from-observation framework: One-shot robot teaching for grasp-manipulation-release household operations. In *2021 IEEE/SICE International Symposium on System Integration (SII)*. IEEE, 2021.
- [5] Zhiwu Qing, Haisheng Su, Weihao Gan, Dongliang Wang, Wei Wu, Xiang Wang, Yu Qiao, Junjie Yan, Changxin Gao, and Nong Sang. Temporal context aggregation network for temporal action proposal refinement. In *Proceedings of the IEEE/CVF conference on computer vision and pattern recognition*, pages 485–494, 2021.
- [6] Tianwei Lin, Xiao Liu, Xin Li, Errui Ding, and Shilei Wen. Bmn: Boundary-matching network for temporal action proposal generation. In *ICCV*, pages 3889–3898, 2019.

- [7] Tianwei Lin, Xu Zhao, Haisheng Su, Chongjing Wang, and Ming Yang. Bsn: Boundary sensitive network for temporal action proposal generation. In *ECCV*, pages 3–19, 2018.
- [8] Soroush Nasiriany, Fei Xia, Wenhao Yu, Ted Xiao, Jacky Liang, Ishita Dasgupta, Annie Xie, Danny Driess, Ayzaan Wahid, Zhuo Xu, et al. Pivot: Iterative visual prompting elicits actionable knowledge for vlms. *arXiv preprint arXiv:2402.07872*, 2024.
- [9] Wentao Tian, Zheng Wang, Yuqian Fu, Jingjing Chen, and Lechao Cheng. Open-vocabulary video relation extraction. In *Proceedings of the AAAI Conference on Artificial Intelligence*, volume 38 (6), pages 5215–5223, 2024.
- [10] Trung Thanh Nguyen, Yasutomo Kawanishi, Takahiro Komamizu, and Ichiro Ide. One-stage open-vocabulary temporal action detection leveraging temporal multi-scale and action label features. *arXiv preprint arXiv:2404.19542*, 2024.
- [11] Tao Wu, Shuqiu Ge, Jie Qin, Gangshan Wu, and Limin Wang. Open-vocabulary spatio-temporal action detection. *arXiv preprint arXiv:2405.10832*, 2024.
- [12] Kun-Yu Lin, Henghui Ding, Jiaming Zhou, Yi-Xing Peng, Zhilin Zhao, Chen Change Loy, and Wei-Shi Zheng. Rethinking clip-based video learners in cross-domain open-vocabulary action recognition. *arXiv preprint arXiv:2403.01560*, 2024.
- [13] Jeongseok Hyun, Su Ho Han, Hyolim Kang, Joon-Young Lee, and Seon Joo Kim. Exploring scalability of self-training for open-vocabulary temporal action localization. *arXiv preprint arXiv:2407.07024*, 2024.
- [14] Akshita Gupta, Aditya Arora, Sanath Narayan, Salman Khan, Fahad Shahbaz Khan, and Graham W Taylor. Open-vocabulary temporal action localization using multimodal guidance. *arXiv preprint arXiv:2406.15556*, 2024.
- [15] Zhiheng Li, Yujie Zhong, Ran Song, Tianjiao Li, Lin Ma, and Wei Zhang. Detal: Open-vocabulary temporal action localization with decoupled networks. *IEEE Transactions on Pattern Analysis and Machine Intelligence*, 2024.
- [16] OpenAI. Chatgpt. <https://openai.com/blog/chatgpt>. Accessed: 2023-08-05.
- [17] Naoki Wake, Atsushi Kanehira, Kazuhiro Sasabuchi, Jun Takamatsu, and Katsushi Ikeuchi. Chatgpt empowered long-step robot control in various environments: A case application. *IEEE Access*, 11:95060–95078, 2023.
- [18] Naoki Wake, Atsushi Kanehira, Kazuhiro Sasabuchi, Jun Takamatsu, and Katsushi Ikeuchi. Gpt-4v (ision) for robotics: Multimodal task planning from human demonstration. *arXiv preprint arXiv:2311.12015*, 2023.
- [19] Iori Yanaokura, Naoki Wake, Kazuhiro Sasabuchi, Riku Arakawa, Kei Okada, Jun Takamatsu, Masayuki Inaba, and Katsushi Ikeuchi. A multimodal learning-from-observation towards all-at-once robot teaching using task cohesion. In *2022 IEEE/SICE International Symposium on System Integration (SII)*, pages 367–374. IEEE, 2022.
- [20] Caelan Reed Garrett, Rohan Chitnis, Rachel Holladay, Beomjoon Kim, Tom Silver, Leslie Pack Kaelbling, and Tomás Lozano-Pérez. Integrated task and motion planning. *Annual review of control, robotics, and autonomous systems*, 4:265–293, 2021.
- [21] Hilde Kuehne, Ali Arslan, and Thomas Serre. The language of actions: Recovering the syntax and semantics of goal-directed human activities. In *Proceedings of the IEEE conference on computer vision and pattern recognition*, pages 780–787, 2014.
- [22] Noureddien Hussein, Efstathios Gavves, and Arnold WM Smeulders. Timeception for complex action recognition. In *Proceedings of the IEEE/CVF Conference on Computer Vision and Pattern Recognition*, pages 254–263, 2019.
- [23] Raghav Goyal, Samira Ebrahimi Kahou, Vincent Michalski, Joanna Materzynska, Susanne Westphal, Heuna Kim, Valentin Haenel, Ingo Freund, Peter Yianilos, Moritz Mueller-Freitag, et al. The “something something” video database for learning and evaluating visual common sense. In *Proceedings of the IEEE international conference on computer vision*, pages 5842–5850, 2017.
- [24] Dima Damen, Hazel Doughty, Giovanni Maria Farinella, Sanja Fidler, Antonino Furnari, Evangelos Kazakos, Davide Moltisanti, Jonathan Munro, Toby Perrett, Will Price, et al. The epic-kitchens dataset: Collection, challenges and baselines. *IEEE Transactions on Pattern Analysis and Machine Intelligence*, 43(11):4125–4141, 2020.
- [25] Artur Soudabayev, Zhanibek Rysbek, Raykhan Khassenova, and Huseyin Atakan Varol. Human grasping database for activities of

- daily living with depth, color and kinematic data streams. *Scientific data*, 5(1):1–13, 2018.
- [26] Video-Annotator. Video-annotator/pythonvideoannotator: Champalimaud foundation - python video annotator.
- [27] H Tucker Kuhn and W Linear Inequalities. Related systems. *Annals of Mathematic Studies, Princeton Univ. Press. EEUU*, 1956.
- [28] Katsushi Ikeuchi, Naoki Wake, Kazuhiro Sasabuchi, and Jun Takamatsu. Semantic constraints to represent common sense required in household actions for multimodal learning-from-observation robot. *The International Journal of Robotics Research*, 43(2):134–170, 2024.
- [29] Katsushi Ikeuchi, Naoki Wake, Riku Arakawa, Kazuhiro Sasabuchi, and Jun Takamatsu. Semantic constraints to represent common sense required in household actions for multi-modal learning-from-observation robot. *arXiv preprint arXiv:2103.02201*, 2021.
- [30] Katsushi Ikeuchi, Jun Takamatsu, Kazuhiro Sasabuchi, Naoki Wake, and Atsushi Kanehira. Applying learning-from-observation to household service robots: three task common-sense formulations. *Frontiers in Computer Science*, 6:1235239, 2024.
- [31] Elena Bueno-Benito, Biel Tura Vecino, and Mariella Dimiccoli. Leveraging triplet loss for unsupervised action segmentation. In *Proceedings of the IEEE/CVF Conference on Computer Vision and Pattern Recognition*, pages 4922–4930, 2023.