

Text-to-Image Generation Via Energy-Based CLIP

Roy Ganz¹, Michael Elad²

Abstract

Joint Energy Models (JEMs), while drawing significant research attention, have not been successfully scaled to real-world, high-resolution datasets. We present CLIP-JEM, a novel approach extending JEMs to the multimodal vision-language domain using CLIP, integrating both generative and discriminative objectives. For the generative objective, we introduce an image-text joint-energy function based on Cosine similarity in the CLIP space, training CLIP to assign low energy to real image-caption pairs and high energy otherwise. For the discriminative objective, we employ contrastive adversarial loss, extending the adversarial training objective to the multimodal domain. CLIP-JEM not only generates realistic images from text but also achieves competitive results on the compositionality benchmark, outperforming leading methods with fewer parameters. Additionally, we demonstrate the superior guidance capability of CLIP-JEM by enhancing CLIP-based generative frameworks and converting unconditional diffusion models to text-based ones. Lastly, we show that CLIP-JEM can serve as a more robust evaluation metric for text-to-image generative tasks than CLIP.

1 Introduction

Energy-based models (EBMs) (LeCun et al. 2006) are a class of models that define a probability distribution over data points using an energy function, where lower energy values correspond to higher probabilities. These models are trained by adjusting the learned function to minimize the energy of observed data points and maximize the energy of synthetic ones, effectively aligning the energy landscape with the true data distribution. Joint Energy Models (JEMs) (Grathwohl et al. 2019) extend EBMs by utilizing a classifier’s logits to also model a joint energy function. JEMs are trained with both discriminative and generative objectives, namely, aiming to classify data points and to model the joint energy function, respectively. However, both EBMs and JEMs face significant scalability challenges. Their training processes can be unstable and computationally intensive, restricting their applicability to smaller datasets and making them unsuitable for real-world, high-resolution image datasets.

Adversarial training (Goodfellow, Shlens, and Szegedy 2015; Madry et al. 2018) is a technique designed to enhance

¹ Electrical Engineering Department, Technion. ² Computer Science Department, Technion, Haifa, Israel. Correspondence to: Roy Ganz <royg27592@gmail.com>.




Figure 1: **CLIP-JEM gradients.** Demonstration of the meaningful input gradients of CLIP-JEM compared to a “vanilla” CLIP model with respect to different textual prompts.

models’ robustness against adversarial examples, which are small, imperceptible perturbations added to inputs to mislead classifiers. By training models to correctly classify these adversarial examples, such training results in perceptually aligned gradients (PAG) (Tsipras et al. 2019). PAG refers to the phenomenon where the model’s input gradients¹ are semantically meaningful and aligned with human perception, indicating that the features learned by the model are more human-aligned. Recently, the concept of PAG was extended to the multimodal image-text domain with CLIPAG (Ganz and Elad 2024), which applies adversarial training to the visual part of CLIP (Radford et al. 2021). This approach enables text-based generation through pixel-space optimization. However, while CLIPAG can produce good-looking images, the results are often non-realistic and heavily reliant on multi-view augmentation. The need for such augmentation suggests that the gradients themselves are not sufficiently informative to generate realistic images from single views. These limitations highlight the need for more advanced techniques to achieve realistic generation using CLIP models.

In this work, we propose CLIP-JEM, a novel approach

¹This gradient is computed as the derivative of the chosen output logit w.r.t. the input image.

that extends JEMs to the multimodal vision-language domain using CLIP by combining it with adversarial training. This combination leverages the strengths of both techniques to address their limitations: mitigating the scalability and stability issues of JEMs and enabling high-resolution text-based generation while overcoming the non-realistic outputs typical of CLIPAG. Inspired by unimodal JEMs, we fine-tune CLIP using two objectives: generative and discriminative. For the generative objective, we introduce an image-text energy function based on Cosine similarity in the CLIP space. We train CLIP to assign low-energy values to real image-text pairs and high values to others. More specifically, inspired by EBMs, we utilize the model to draw text-based generated samples and train it to assign these with high energy values. This is done by an iterative pixel-space optimization following the model’s gradients, starting from a random sample. We formulate this as a contrastive loss to align with CLIP. For the discriminative objective, we follow the path set by CLIPAG to define a contrastive adversarial loss. By combining these two objectives, we train the visual encoder of CLIP, resulting in CLIP-JEM, a model with semantically meaningful gradients (fig. 1) capable of generating realistic samples through simple pixel-space optimization (fig. 2).

We establish the effectiveness of CLIP-JEM across three key domains: text-to-image generation, guidance capabilities, and as an evaluation metric. First, CLIP-JEM enables in text-to-image generation through pixel-space optimization, producing realistic images, significantly surpassing CLIPAG by more than 20 FID points, without applying any augmentation. Despite its relatively small size, this model achieves results competitive with much larger models on the challenging compositionality benchmark, CompBench (Huang et al. 2023). Specifically, it surpasses Stable diffusion v2 (Rombach et al. 2022a) and methods tailored for compositionality (Liu et al. 2023b; Feng et al. 2023). We attribute this to the discriminative nature of the model, enabling it to better align with the provided prompts. Furthermore, CLIP-JEM significantly enhances text-based guiding capabilities. To this end, we illustrate that incorporating CLIP-JEM for guidance converts unconditional diffusion models (Dhariwal and Nichol 2021; Ahn et al. 2024) into text-guided ones with just 25 diffusion steps. Additionally, replacing CLIP with CLIP-JEM in CLIP-based generative frameworks markedly boosts their performance. Finally, CLIP-JEM proves its utility as an evaluation metric (a.k.a. CLIP-Score) for text-based image editing. It shows robustness to adversarial examples and enhanced sensitivity to image quality compared to the “vanilla” counterpart. This indicates that CLIP-JEM is a more reliable and precise tool for assessing the quality and integrity of generated images. To summarize,

- We introduce CLIP-JEM, a novel approach extending Joint Energy Models to the vision-language domain using CLIP.
- CLIP-JEM enables high-resolution text-to-image generation through pixel-space optimization, achieving competitive results on a challenging compositionality benchmark.
- CLIP-JEM enhances text-based guidance capabilities, boosting CLIP-based generative frameworks and converting unconditional diffusion models into text-guided ones.

- We demonstrate that CLIP-JEM can serve as an improved CLIP-Score evaluation metric for text-based image editing.

2 Related Work

2.1 Energy-Based Models

EBMs (LeCun et al. 2006) define a probability distribution over data points using an energy function:

$$p_{\theta}(x) = \frac{\exp(-E_{\theta}(\mathbf{x}))}{Z(\theta)}, \quad (1)$$

where $E_{\theta}(\mathbf{x})$ assigns scalar values to data points, and $Z(\theta)$ is a normalizing constant. Lower energy values indicate higher probabilities. Training such a model with parameters θ involves minimizing the energy of “positive” data points $\mathbf{x}^{+} \sim p(\mathbf{x})$ and maximizing it for the “negative” samples $\mathbf{x}^{-} \sim p_{\theta}(\mathbf{x})$. The model converges when it cannot distinguish between positive and negative samples. Sampling from $p_{\theta}(\cdot)$ is achieved using Stochastic Gradient Langevin Dynamics (SGLD), starting from a canonical distribution and updating iteratively, using a step-size α .

$$\mathbf{x}_{i+1} = \mathbf{x}_i - \frac{\alpha}{2} \frac{\partial E_{\theta}(\mathbf{x}_i)}{\partial \mathbf{x}_i} + \epsilon, \quad \epsilon \sim \mathcal{N}(\mathbf{0}, \alpha \mathbf{I}). \quad (2)$$

2.2 Joint-Energy Models

Recently, Grathwohl et al. (2019) observed that one can parameterize $p_{\theta}(\mathbf{x}, y)$ and $p_{\theta}(\mathbf{x})$ using the logits of a classifiers. Given a label y and an image \mathbf{x} , the joint distribution can be expressed as

$$p_{\theta}(\mathbf{x}, y) = \frac{\exp(f_{\theta}(\mathbf{x})_y)}{Z(\theta)}, \quad (3)$$

where $f_{\theta}(\mathbf{x})_y$ is the logit corresponding with the y^{th} class label. Thus, the joint energy function is $E_{\theta}(\mathbf{x}, y) = -f_{\theta}(\mathbf{x})_y$. Marginalizing over y results in an unconditional distribution $p_{\theta}(\cdot)$. Training JEMs involve with optimizing both a discriminative and a generative objectives. Despite having several merits (e.g., generative capabilities and adversarial robustness), training such models often suffers from instability and even divergence. Despite recent advancements, JEMs perform well for relatively small datasets (mainly SVHN (Netzer et al. 2011), CIFAR (Krizhevsky, Hinton et al. 2009) and CelebA (Liu et al. 2015)) but are not competitive when brought to real-world visual content (Yang, Su, and Ji 2023; Zhu et al. 2021; Yang and Ji 2021). In this work, we aim to extend JEMs into the most challenging setup – text-to-image generation using a CLIP-based model.

2.3 CLIP for Text-to-Image Generation

CLIP (Radford et al. 2021) is a vision-language model, pretrained to align a massive corpus of image-text pairs. The outstanding performance of CLIP visual and textual encoders has propelled great advancements in various fields. In Large Vision Language Modeling (Li et al. 2022; Zhu et al. 2023; Liu et al. 2023a; Li et al. 2023; Ganz et al. 2023, 2024), CLIP vision encoder serves as the primary visual backbone, leading to unprecedented performance. In text-to-image generation,




Figure 2: **CLIP-JEM qualitative results.** Images generated using CLIP-JEM with ConvNext-XXL.

two main lines of work harness CLIP: (i) Utilizing CLIP image-text alignment to guide the visual results to be aligned with the textual description (Frans, Soros, and Witkowski 2022; Crowson et al. 2022; Patashnik et al. 2021; Gal et al. 2022; Kwon and Ye 2022; Vinker et al. 2022); and (ii) Using CLIP’s text encoder to condition generative models (Kang et al. 2023a; Nichol et al. 2022; Ramesh et al. 2022; Rombach et al. 2022b). Unlike these works, which utilize CLIP along with a generative model, we aim to cast CLIP into an energy-based model, capable of performing text-to-image generation without an additional generative model.

2.4 Perceptually Aligned Gradients

Adversarially robust models (Carlini and Wagner 2017; Madry et al. 2018) are designed to withstand adversarial attacks (Szegedy et al. 2014; Goodfellow, Shlens, and Szegedy 2015), which are small, imperceptible perturbations aimed at misleading classifiers. It has been observed that such models exhibit a phenomenon known as Perceptually Aligned Gradients (PAG), which is absent in their non-robust counterparts. PAG refers to the model’s input gradients being semantically meaningful and aligned with human perception, indicating that the features learned are more aligned with human vision (Ilyas et al. 2019; Engstrom et al. 2019; Salman et al. 2020). PAG has been harnessed for generative tasks, such as image generation and image-to-image translation (Santurkar et al. 2019), thereby improving state-of-the-art image synthesis results (Ganz and Elad 2022). PAG has also been explored for enhanced robust classification (Blau et al. 2023). Recently, the study of PAG has been extended to the multimodal domain using CLIPAG (Ganz and Elad 2024), which applies adversarial training to the multimodal text-to-image domain using CLIP (Radford et al. 2021). This approach en-

ables text-based generation through pixel-space optimization. However, while CLIPAG can produce good-looking images, the results are often non-realistic and heavily reliant on multi-view augmentation. The need for such augmentation suggests that the gradients themselves are not sufficiently informative to generate realistic images from single views. These limitations highlight the need for more advanced techniques for realistic text-to-image generation using CLIP models.

3 Method

In this work, we aim to extend Joint Energy Models to the challenging text-to-image generation setting using a CLIP model. Our overall framework, illustrated in Figure 3, consists of two main objectives: a contrastive energy loss and an adversarial loss. In section 3.1, we first define the joint image-text energy function, forming a measure of the faithfulness and alignment of the given pair, and elaborate on its training procedure. Next, in section 3.2, we detail the contrastive adversarial loss, extending CLIP’s loss to the adversarial case. Lastly, in section 3.3, we describe the overall training procedure of CLIP-JEM, resulting in a multimodal energy model capable of text-to-image generation.

3.1 Joint Image-Text Energy Via CLIP

We extend a pretrained CLIP to model the joint energy of image-text pairs. We denote its vision and textual towers as f_{θ}^I and f_{θ}^T , respectively. Given these notations, we propose to utilize CLIP to formulate an image-text joint distribution,

$$p_{\theta}(\mathbf{I}, \mathbf{T}) = \frac{\exp(\text{CosineSimilarity}(f_{\theta}^I(\mathbf{I}), f_{\theta}^T(\mathbf{T})))}{Z(\theta)}, \quad (4)$$

where \mathbf{I} and \mathbf{T} are visual and textual inputs, CosineSimilarity is the well-known Cosine similarity

measure used by CLIP, and $Z(\theta)$ is an unknown normalizing factor. Thus, the induced joint image-text energy function is $E_\theta(\mathbf{I}, \mathbf{T}) = -\text{CosineSimilarity}(f_\theta^I(\mathbf{I}), f_\theta^T(\mathbf{T}))$, where a higher degree of image-text similarity results in lower energy values and higher probability and vice-versa.

Similar to energy-based model training, adapting CLIP to form an energy measure requires both “positive” and “negative” image-text pairs, denoted as (\mathbf{I}, \mathbf{T}) and $(\tilde{\mathbf{I}}, \mathbf{T})$, respectively. As CLIP is a contrastively-trained model, we utilize such pairs to formulate a contrastive energy objective, illustrated on the upper-left side of Figure 3. This rectangular matrix contains the negative joint-energy values of textual and visual inputs. Specifically, the upper part contains the energy of the “positive” image inputs and the lower one the “negatives”. Given this contrastive energy matrix, we train the model weights of $f_\theta^I(\cdot)$ using the cross-entropy loss with the main diagonal, marked in blue, as the ground-truth annotations. Namely, the objective is to obtain high values in this main diagonal (low energy, high probability) and low values elsewhere. Focusing on a certain textual input \mathbf{T}_k , minimizing the proposed contrastive energy loss results in high Cosine similarity values of the “positive” pair $(\mathbf{I}_k, \mathbf{T}_k)$ and low ones for the “negative” pair $(\tilde{\mathbf{I}}_k, \mathbf{T}_k)$. This formulated loss has two additional advantages: First, minimizing it results in providing low Cosine similarities and hence high energy and low probability for unmatching image-text pairs $(\mathbf{I}_i, \mathbf{T}_j)$ for $i \neq j$, enhancing the model’s discriminative ability. Second, it enables the utilization of different realizations of negative samples per each text prompt, which we empirically find to stabilize the training.

The remaining question is how to obtain the “negative” samples. Similar to the methodology in the JEM line of work, we craft such samples in an iterative process based on the model’s gradients, starting from a simple canonical distribution (e.g., a Uniform distribution). Current JEM works utilize SGLD (Welling and Teh 2011), which requires hundreds of iterations to obtain good samples. To mitigate the computation overhead involved in generating such samples, such works utilize a replay buffer. This data structure stores thousands of generated “negative” samples and updates them throughout the training process, enabling a relatively small number of SGLD steps. However, in the image-text context, employing such a solution is not feasible, as, unlike multiclass datasets such as CIFAR-10, which have a fixed amount of classes, the text-to-image setting is open-vocabulary in nature with practically infinite number of possible captions. Thus, in our setting, maintaining a replay buffer and updating its samples is not a practical solution, as the probability of having the exact two captions in a dataset is very low, eliminating the usefulness of such a structure. To enable fast “negative” sampling, we propose to avoid employing SGLD and utilize a momentum-based optimization with an adaptive learning rate instead. In practice, we use AdamW optimizer (Loshchilov and Hutter 2017) to update the image in the iterative process, which enables drawing samples within a relatively small number of steps. Overall, we first draw the initial sample from a canonical uniform distribution, $\tilde{I}^{t=0}$. Next, we compute the Cosine similarity between the visual and textual encodings

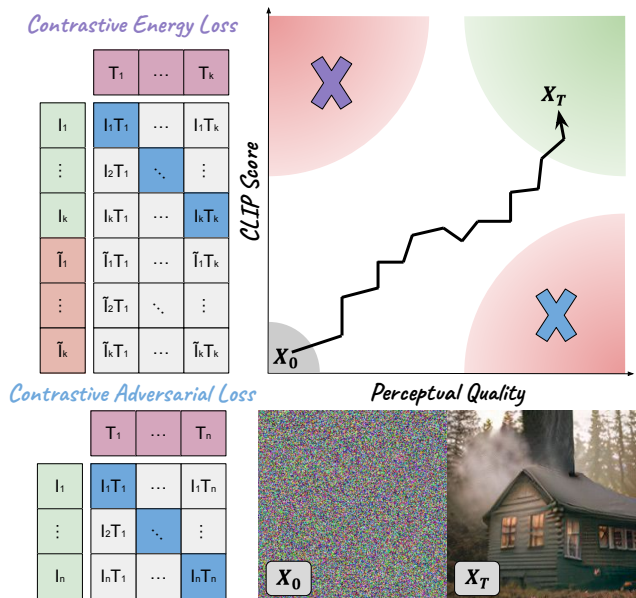


Figure 3: **CLIP-JEM method**. Illustration of the contrastive losses in our method and their effect on enabling realistic text-based image synthesis via pixel-space optimization.

and calculate its input-gradients. Lastly, we update the visual inputs accordingly and repeat the process for T_{JEM} iterations. Notably, we calculate the gradients on a slightly noisy version of the visual input, introducing randomness to the sampling mechanism. In the supplementary materials, we discuss the connection of our sampling procedure to SGLD.

3.2 Contrastive Adversarial Training

Similar to CLIPAG (Ganz and Elad 2024), we extend adversarial training to the contrastive loss, forming a contrastive adversarial loss. Given an input batch of image-text pairs, we perform a two-step procedure – (i) crafting visual adversarial examples that maximizes the similarity w.r.t the matching texts; (ii) optimizing the vision encoder’s weight to minimize the contrastive adversarial loss. The adversarial contrastive loss matrix is illustrated on the lower-left side of Figure 3. In this matrix, the vertical green vector represents the encodings of the adversarial visual inputs, while the horizontal pink vector represents the textual encodings. This approach ensures that the model learns to be robust against adversarial perturbations and equips it with semantically meaningful gradients (i.e., PAG), which enhance the iterative generation process.

3.3 Training Procedure

CLIP-JEM’s objective is the combination of contrastive adversarial and contrastive energy losses, and the overall training protocol is described in the supplementary materials (algorithm 1). The goal of CLIP-JEM is to obtain an image-text energy model capable of generating images based on textual descriptions. On the right side of Figure 3, we illustrate this generation process (piece-wise linear arrow), starting from a random sample from a canonical distribution (marked in

gray). In this figure, any image-text pair is represented by two values: CLIP score and perceptual quality. The former measures the alignment of the pair according to our CLIP model, while the latter is a conceptual measure of the image’s visual quality. We aim to generate samples with high CLIP scores (low energy) and good perceptual quality. We analyze the contribution of both objectives to this goal. The contrastive energy loss prevents CLIP-JEM from assigning high CLIP scores to low-quality images, as throughout the energy training, the model is trained to lower the CLIP scores of “negative” samples and provide high scores to the “positive” ones, which have high perceptual quality. The contrastive adversarial objective trains the model against adversarial inputs, namely, imperceptible visual changes that significantly decrease the CLIP score (these samples reside in the bottom right corner of the figure’s center part). Thus, this loss prevents CLIP-JEM from assigning low CLIP scores to high-quality inputs. Overall, combining the two objectives eliminates the red modes in the upper-right panel of Figure 3, preventing the iterative generation from drawing such samples. This, in return, leads to drawing samples of the green mode, which are realistically looking images that align with their corresponding text. We demonstrate the contribution of combining these two objectives in the appendix D.

4 Experiments

We train different variants of CLIP using Algorithm 1 – including ViT-B/32 and ConvNext in base, large, and XXL configurations on the extensive image-caption DataComp dataset (Gadre et al. 2024) for 20, 000 steps. Throughout the training process, we keep the text encoder frozen and update solely the vision encoder. Implementation and training details are provided in the supplementary materials. To analyze the performance of CLIP-JEM, we first evaluate it in the text-to-image generation setting (Section 4.1). Next, we demonstrate its effectiveness as a guiding model (Section 4.2). Lastly, we show that CLIP-JEM can serve as an improved evaluation metric compared to the “vanilla” CLIP, attributed to its robustness and awareness of perceptual quality.

4.1 Text-To-Image Generation

Similar to the training procedure, we perform pixel-space optimization to generate samples. Given a target prompt, we initialize the image as a random sample from a uniform distribution and perform 50 steps to maximize the cosine similarity with respect to the text, using an AdamW optimizer with no momentum. We evaluate the performance of CLIP-JEM in two main setups: image quality and compositionality.

Quality and Fidelity We use CLIP-JEM to generate 30, 000 samples from the MS-COCO dataset (Lin et al. 2015) and report the results in FID² and CLIPSIM using ViT-B/32 in Table 1. We compare CLIP-JEM to various GAN-based, diffusion-based, and autoregressive text-to-image models (see more details in the supplementary materials). We report the number of parameters of the baselines and the size of

²We use the same evaluation codes with DM-GAN, which is available at <https://github.com/MinfengZhu/DM-GAN>

Method	#Params.	ZS	FID↓	CLIPSIM↑
Stack-GAN	-	✗	74.1	-
AttnGAN	230M	✗	35.5	27.7
CogView	4,000M	✗	27.1	33.2
DALL-E	12,000M	✓	27.5	-
GLIDE	6,000M	✓	12.2	-
LDM-KL-8	1,450M	✓	23.3	-
LDM-KL-8-G	1,450M	✓	12.6	-
LAFITE	226M	✓	26.9	-
StyleGAN-T	~1100M	✓	13.9	-
NÜWA	870M	✓	12.9	34.3
GigaGAN	1034M	✓	9.1	-
CLIPAG _L [†]	200M	✓	82.0	30.3
CLIPAG _L	200M	✓	47.6	33.4
CLIP-JEM _{ViT}	88M	✓	68.3	34.5
CLIP-JEM _B	88M	✓	34.8	31.6
CLIP-JEM _L	200M	✓	26.7	31.7
CLIP-JEM _{XXL}	846M	✓	23.4	33.5

Table 1: **MS-COCO text-to-image generation results.** Frechet Inception Distance (FID, lower is better) and CLIP-SIM (higher is better) results, along with model sizes. “ZS” indicates whether the model was trained on MS-COCO.

the vision encoder used for CLIP-JEM. As shown in Table 1, scaling up the model size significantly benefits our method, substantially improving the FID scores. Specifically, in the XXL case, CLIP-JEM performs similarly to the unguided Latent Diffusion Model (LDM-KL-8) and outperforms DALL-E and CogView despite being smaller. Additionally, we train a CLIPAG baseline using the same training configuration and architecture to better demonstrate the effectiveness of our image-text energy objective. We report the results of two variants of CLIPAG using ConvNext Large – with and without multiview augmentations, denoted as CLIPAG_L and CLIPAG_L[†], respectively. As can be seen in CLIPAG results, the multiview augmentation pipeline is crucial (improves the FID from 82.0 to 47.6), highlighting the unsatisfying quality of its gradients. Interestingly, using the same model with CLIP-JEM leads to a much-improved FID score (26.7) without applying any augmentation. This strongly indicates the effectiveness of introducing our contrastive energy loss and our method’s improved capability of generating realistic samples. In the CLIPSIM metric, CLIPAG_L leads to a better result than CLIP-JEM. We attribute this to the fact that the multiview augmentations lead to unrealistic images (which impair the FID) that highly align with the text (increasing the CLIPSIM). Overall, these results indicate that CLIP-JEM achieves both of its goals – extending JEM training into text-to-image generation and improving CLIPAG’s photorealism.

Compositionality We compare CLIP-JEM with other generative models using T2I CompBench (Huang et al. 2023), which evaluates open-world compositional text-to-image generation across attribute binding (color, shape and texture), object relationship (spatial and non-spatial) and complex.

Despite advances in text-to-image generation, models still struggle to compose objects with different characteristics and relationships into a coherent image. Following CompBench procedure, we generate 10 samples per prompt and average the results on the validation sets of each category, using the same evaluation metrics as in the original paper (B-VQA, UniDet, CLIP, and 3-in-1 for the attribute binding, spatial, non-spatial, and complex categories). Section 4.1 reports CLIP-JEM’s results compared to top-performing models, including an average score across six categories. CLIP-JEM excels in attribute binding, associating attributes with corresponding objects in generated images, and performs well in the non-spatial relationship category (e.g., “speak to” and “look at”). However, it scores lower in the spatial relationship category due to CLIP’s known limitations in spatial compositionality (Yuksekgonul et al. 2022; Lewis et al. 2022). In the complex category, involving multiple objects and attributes, CLIP-JEM performs well despite containing spatial relationships, due to its strengths in attribute binding and non-spatial understanding. Overall, CLIP-JEM outperforms most baselines in compositional generation, despite being smaller. Specifically, it surpasses methods deliberately designed to tackle compositionality and rely on a much stronger generative model (Stable Diffusion v2). We attribute this success to the generative and discriminative objectives combination, enabling effective alignment with compositional prompts.

4.2 Text Guidance Using CLIP-JEM

As shown in fig. 1, CLIP-JEM possesses semantically meaningful gradients with respect to a given text. In this section, we demonstrate the guidance capability of our method in two main settings: diffusion guidance and improving CLIP-based generative frameworks, utilizing a ConvNext Large model.

Diffusion guidance We utilize CLIP-JEM as a guiding technique to transform unconditional diffusion models trained on ImageNet (Dhariwal and Nichol 2021; Ahn et al. 2024) into text-conditioned ones using only 25 DDIM steps 25 (Song, Meng, and Ermon 2020). In each DDIM step t , we update the estimations for the clean image \hat{x}_0 using the gradients of CLIP-JEM (eq. (5)) and use it to compute x_{t-1} and continue the reverse DDIM process.

$$\hat{x}_0 = \hat{x}_0 + s \cdot \nabla_{\hat{x}_0} \text{CosineSimilarity}(f_{\theta}^I(\hat{x}_0), f_{\theta}^T(\mathbf{T})) \quad (5)$$

We provide qualitative results of text-based diffusion guidance in Figure 4, showcasing the capability of CLIP-JEM to convert unconditional diffusion models to text-based ones, thereby enhancing their utility.

Improving CLIP-Based Generative Frameworks CLIP is widely used in text-to-image generation frameworks to update the resulting image to better align with the target text in CLIP’s space. This is typically done using the input gradients of the CLIP’s vision encoder with respect to the text (maximizing the cosine similarity). However, these gradients tend to be semantically meaningless, as demonstrated in Figure 1. To mitigate this, a multiview augmentation pipeline is often employed to acquire semantically meaningful gradients. Our method, on the other hand, inherently produces gradients that convey rich semantic information. Consequently,

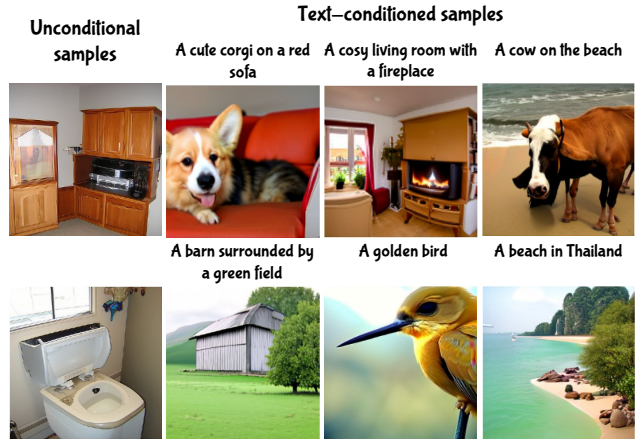


Figure 4: **Diffusion guidance using CLIP-JEM.** Converting an unconditional diffusion model into a text-based one with CLIP-JEM. In each row, we plot the unconditional alongside the guidance results using the same seed.

using CLIP-JEM can eliminate the need for multiview augmentations, thereby improving computational efficiency. To demonstrate this, we experiment with two such frameworks: CLIPDraw (Frans, Soros, and Witkowski 2022) and VQGAN+CLIP (Crowson et al. 2022). CLIPDraw generates drawings by optimizing the parameters of Bézier curves using CLIP, and VQGAN+CLIP updates the latent code of a VQGAN to enable text-to-image generation. In both cases, we do not perform multiview augmentations and report the results with augmentations in the supplementary materials. In Figure 5, we present the results of CLIPDraw on target texts from the original paper, along with CLIP’s top prediction for each prompt. As shown, using CLIP-JEM leads to significantly better visual results, which are more aligned with the text than those generated by the “vanilla” CLIP. The high percentages in the top predictions imply that the images generated by CLIP have an adversarial nature, maximizing the score without performing significant modifications. Next, we evaluate the effect of using our approach to guide VQGAN. To this end, we prompted ChatGPT to provide artistic target texts, aligning with the original paper’s domain. As seen in Figure 6, removing the augmentation pipeline results in non-meaningful outputs, whereas CLIP-JEM generates semantically meaningful images. These results strongly attest to the improved guidance capabilities of CLIP-JEM.

4.3 CLIP-JEM as an Evaluation Metric

CLIP is often used to evaluate text-to-image generative tasks by measuring cosine similarity between textual descriptions and images in its embedding space, known as CLIP-T. We compare CLIP-JEM with the standard CLIP model, focusing on the ViT-B/32 commonly used for this purpose. Using TED-Bench (Kawar et al. 2023), we evaluate CLIP-T scores for various inputs, including outputs from a top-performing generative model (Imagic), source images (“No Edit”), and “Noise” images. Results are shown in section 4.3 under “Vanilla”. We also assess robustness under adversarial attacks with a low perturbation budget ($\epsilon = 2/255$). These attacks aim to in-

Model	Attribute Binding			Object Relationship		Complex	Average	
	Color \uparrow	Shape \uparrow	Texture \uparrow	Spatial \uparrow	Non-spatial \uparrow			
Stable v1-4	0.3765	0.3576	0.4156	0.1246	0.3079	0.3080	0.3150	
Stable v2	0.5065	0.4221	0.4922	0.1342	0.3127	<u>0.3386</u>	0.3677	
Composable + SD v2	0.4063	0.3299	0.3644	0.0800	0.2980	0.2898	0.2947	
Structured + SD v2	0.4990	0.4218	0.4900	<u>0.1386</u>	0.3111	0.3355	0.3660	
Attn-Exct + SD v2	0.6400	0.4517	0.5963	0.1455	0.3109	0.3401	0.4141	
CLIP-JEM	CLIP-JEM _{ViT}	0.5305	<u>0.5159</u>	0.5566	0.0262	0.3343	0.2900	0.3756
	CLIP-JEM _B	<u>0.5799</u>	0.5122	0.6154	0.0708	0.3145	0.2938	0.3978
	CLIP-JEM _L	0.5715	0.5202	0.6072	0.0768	0.3152	0.3020	0.3988
	CLIP-JEM _{XXL}	0.5670	0.5021	<u>0.6132</u>	0.0841	<u>0.3205</u>	0.3129	<u>0.4000</u>

Table 2: **T2I-CompBench results.** CLIP-JEM performance on the text-to-image generation compositionality benchmark.



Figure 5: **CLIPDraw results**



Figure 6: **VQGAN+CLIP results.**

crease scores for “bad” images and decrease scores for “good” ones. Our findings indicate that CLIP is highly susceptible to adversarial attacks, resulting in higher CLIP-T scores for non-edited and noise images than for Imagic outputs. In contrast, CLIP-JEM remains robust, maintaining higher scores for Imagic outputs even under adversarial attacks.

We further analyze the effect of perceptual quality on CLIP-T scores by blending Imagic images (x_{Imagic}) with uniform noise: $\lambda x_{Imagic} + (1 - \lambda)u$ where $u \sim \mathcal{U}[0, 1]$. We plot CLIP-T scores for varying λ values in Figure 7, normalizing scores to 1.0 at $\lambda = 0$. While the standard CLIP model prefers noisier versions up to $\lambda = 0.45$, CLIP-JEM’s scores decrease with increasing noise, indicating greater sensitivity to image quality, attributed to the contrastive energy objective making the model to assign high energy to non-real images.

Input images	CLIP		CLIP-JEM	
	Vanilla	Attack	Vanilla	Attack
Imagic	0.3031	0.2053	0.2016	0.1951
No Edit	0.2740	0.3547	0.1811	0.1866
Noise	0.2033	0.3037	0.0905	0.0959

Table 3: **Robustness To Adversarial Perturbation.**

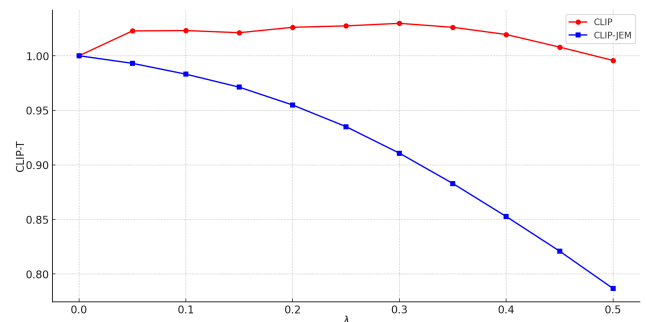


Figure 7: **Sensitivity to perceptual quality.**

5 Discussion and Conclusion

In this work, we introduce CLIP-JEM, a novel approach that extends Joint Energy Models to the multimodal domain using CLIP. Through extensive evaluations, CLIP-JEM demonstrates its ability to generate high-quality, compositionally coherent images, achieving competitive results on the MSCOCO dataset and excelling in the T2I CompBench benchmark. Moreover, CLIP-JEM showcases strong guiding capabilities, significantly improving the performance of CLIP-based generative frameworks and converting unconditional diffusion models to text-based ones. Additionally, CLIP-JEM proves to be a robust and perceptually aware evaluation metric, maintaining high scores under adversarial attacks and showing greater sensitivity to image quality than the standard CLIP model. We hope that the insights and findings presented in this paper will inspire further exploration and advancements in multimodal JEM research.

References

- Ahn, D.; Cho, H.; Min, J.; Jang, W.; Kim, J.; Kim, S.; Park, H. H.; Jin, K. H.; and Kim, S. 2024. Self-Rectifying Diffusion Sampling with Perturbed-Attention Guidance. *arXiv preprint arXiv:2403.17377*.
- Blau, T.; Ganz, R.; Baskin, C.; Elad, M.; and Bronstein, A. 2023. Classifier Robustness Enhancement Via Test-Time Transformation. *arXiv:2303.15409*.
- Carlini, N.; and Wagner, D. 2017. Towards Evaluating the Robustness of Neural Networks. In *Symposium on Security and Privacy (SP)*.
- Crowson, K.; Biderman, S.; Kornis, D.; Stander, D.; Hallahan, E.; Castricato, L.; and Raff, E. 2022. VQGAN-CLIP: Open Domain Image Generation and Editing with Natural Language Guidance. In *ECCV 2022 - 17th European Conference*, volume 13697, 88–105.
- Dhariwal, P.; and Nichol, A. 2021. Diffusion models beat gans on image synthesis. *Advances in neural information processing systems*, 34: 8780–8794.
- Ding, M.; Yang, Z.; Hong, W.; Zheng, W.; Zhou, C.; Yin, D.; Lin, J.; Zou, X.; Shao, Z.; Yang, H.; and Tang, J. 2021. CogView: Mastering Text-to-Image Generation via Transformers. *arXiv:2105.13290*.
- Engstrom, L.; Ilyas, A.; Santurkar, S.; Tsipras, D.; Tran, B.; and Madry, A. 2019. Learning perceptually-aligned representations via adversarial robustness. *arXiv preprint arXiv:1906.00945*.
- Feng, W.; He, X.; Fu, T.-J.; Jampani, V.; Akula, A.; Narayana, P.; Basu, S.; Wang, X. E.; and Wang, W. Y. 2023. Training-Free Structured Diffusion Guidance for Compositional Text-to-Image Synthesis. *arXiv:2212.05032*.
- Frans, K.; Soros, L. B.; and Witkowski, O. 2022. CLIPDraw: Exploring Text-to-Drawing Synthesis through Language-Image Encoders. In *NeurIPS*.
- Gadre, S. Y.; Ilharco, G.; Fang, A.; Hayase, J.; Smyrnis, G.; Nguyen, T.; Marten, R.; Wortsman, M.; Ghosh, D.; Zhang, J.; et al. 2024. Datacomp: In search of the next generation of multimodal datasets. *Advances in Neural Information Processing Systems*, 36.
- Gal, R.; Patashnik, O.; Maron, H.; Bermano, A. H.; Chechik, G.; and Cohen-Or, D. 2022. StyleGAN-NADA: CLIP-guided domain adaptation of image generators. *ACM Trans. Graph.*, 41(4): 141:1–141:13.
- Ganz, R.; and Elad, M. 2022. BIGRoC: Boosting Image Generation via a Robust Classifier. *Transactions on Machine Learning Research*.
- Ganz, R.; and Elad, M. 2024. Clipag: Towards generator-free text-to-image generation. In *Proceedings of the IEEE/CVF Winter Conference on Applications of Computer Vision*, 3843–3853.
- Ganz, R.; Kittenplon, Y.; Aberdam, A.; Avraham, E. B.; Nuriel, O.; Mazor, S.; and Litman, R. 2024. Question Aware Vision Transformer for Multimodal Reasoning. *arXiv preprint arXiv:2402.05472*.
- Ganz, R.; Nuriel, O.; Aberdam, A.; Kittenplon, Y.; Mazor, S.; and Litman, R. 2023. Towards models that can see and read. In *Proceedings of the IEEE/CVF international conference on computer vision*, 21718–21728.
- Goodfellow, I.; Shlens, J.; and Szegedy, C. 2015. Explaining and Harnessing Adversarial Examples. In *International Conference on Learning Representations, ICLR*.
- Grathwohl, W.; Wang, K.-C.; Jacobsen, J.-H.; Duvenaud, D.; Norouzi, M.; and Swersky, K. 2019. Your classifier is secretly an energy based model and you should treat it like one. *arXiv preprint arXiv:1912.03263*.
- Huang, K.; Sun, K.; Xie, E.; Li, Z.; and Liu, X. 2023. T2I-CompBench: A Comprehensive Benchmark for Open-world Compositional Text-to-image Generation. *arXiv preprint arXiv:2307.06350*.
- Ilyas, A.; Santurkar, S.; Tsipras, D.; Engstrom, L.; Tran, B.; and Madry, A. 2019. Adversarial Examples Are Not Bugs, They Are Features. In Wallach, H.; Larochelle, H.; Beygelzimer, A.; d'Alché-Buc, F.; Fox, E.; and Garnett, R., eds., *Advances in Neural Information Processing Systems*, volume 32.
- Kang, M.; Zhu, J.-Y.; Zhang, R.; Park, J.; Shechtman, E.; Paris, S.; and Park, T. 2023a. Scaling up GANs for Text-to-Image Synthesis. In *Proceedings of the IEEE Conference on Computer Vision and Pattern Recognition (CVPR)*.
- Kang, M.; Zhu, J.-Y.; Zhang, R.; Park, J.; Shechtman, E.; Paris, S.; and Park, T. 2023b. Scaling up GANs for Text-to-Image Synthesis. *arXiv:2303.05511*.
- Kawar, B.; Zada, S.; Lang, O.; Tov, O.; Chang, H.; Dekel, T.; Mosseri, I.; and Irani, M. 2023. Imagic: Text-based real image editing with diffusion models. In *Proceedings of the IEEE/CVF Conference on Computer Vision and Pattern Recognition*, 6007–6017.
- Krizhevsky, A.; Hinton, G.; et al. 2009. Learning multiple layers of features from tiny images.
- Kwon, G.; and Ye, J. C. 2022. CLIPstyler: Image Style Transfer With a Single Text Condition. In *Proceedings of the IEEE/CVF Conference on Computer Vision and Pattern Recognition (CVPR)*, 18062–18071.
- LeCun, Y.; Chopra, S.; Hadsell, R.; Ranzato, M.; and Huang, F. 2006. A tutorial on energy-based learning. *Predicting structured data*, 1(0).
- Lewis, M.; Nayak, N. V.; Yu, P.; Yu, Q.; Merullo, J.; Bach, S. H.; and Pavlick, E. 2022. Does clip bind concepts? probing compositionality in large image models. *arXiv preprint arXiv:2212.10537*.
- Li, J.; Li, D.; Savarese, S.; and Hoi, S. 2023. Blip-2: Bootstrapping language-image pre-training with frozen image encoders and large language models. In *International conference on machine learning*, 19730–19742. PMLR.
- Li, J.; Li, D.; Xiong, C.; and Hoi, S. 2022. Blip: Bootstrapping language-image pre-training for unified vision-language understanding and generation. In *International conference on machine learning*, 12888–12900. PMLR.
- Lin, T.-Y.; Maire, M.; Belongie, S.; Bourdev, L.; Girshick, R.; Hays, J.; Perona, P.; Ramanan, D.; Zitnick, C. L.; and Dollár,

- P. 2015. Microsoft COCO: Common Objects in Context. arXiv:1405.0312.
- Liu, H.; Li, C.; Wu, Q.; and Lee, Y. J. 2023a. Visual Instruction Tuning. arXiv:2304.08485.
- Liu, N.; Li, S.; Du, Y.; Torralba, A.; and Tenenbaum, J. B. 2023b. Compositional Visual Generation with Composable Diffusion Models. arXiv:2206.01714.
- Liu, Z.; Luo, P.; Wang, X.; and Tang, X. 2015. Deep Learning Face Attributes in the Wild. In *Proceedings of the IEEE International Conference on Computer Vision (ICCV)*.
- Loshchilov, I.; and Hutter, F. 2017. Decoupled weight decay regularization. *arXiv preprint arXiv:1711.05101*.
- Madry, A.; Makelov, A.; Schmidt, L.; Tsipras, D.; and Vladu, A. 2018. Towards Deep Learning Models Resistant to Adversarial Attacks. In *International Conference on Learning Representations, ICLR*.
- Nietzer, Y.; Wang, T.; Coates, A.; Bissacco, A.; Wu, B.; Ng, A. Y.; et al. 2011. Reading digits in natural images with unsupervised feature learning. In *NIPS workshop on deep learning and unsupervised feature learning*, volume 2011, 7.
- Nichol, A. Q.; Dhariwal, P.; Ramesh, A.; Shyam, P.; Mishkin, P.; McGrew, B.; Sutskever, I.; and Chen, M. 2022. GLIDE: Towards Photorealistic Image Generation and Editing with Text-Guided Diffusion Models. In *International Conference on Machine Learning, ICML 2022*, volume 162, 16784–16804.
- Patashnik, O.; Wu, Z.; Shechtman, E.; Cohen-Or, D.; and Lischinski, D. 2021. StyleCLIP: Text-Driven Manipulation of StyleGAN Imagery. In *2021 IEEE/CVF International Conference on Computer Vision, ICCV 2021*, 2065–2074.
- Radford, A.; Kim, J. W.; Hallacy, C.; Ramesh, A.; Goh, G.; Agarwal, S.; Sastry, G.; Askell, A.; Mishkin, P.; Clark, J.; et al. 2021. Learning transferable visual models from natural language supervision. In *International conference on machine learning*, 8748–8763.
- Ramesh, A.; Dhariwal, P.; Nichol, A.; Chu, C.; and Chen, M. 2022. Hierarchical Text-Conditional Image Generation with CLIP Latents. *CoRR*, abs/2204.06125.
- Ramesh, A.; Pavlov, M.; Goh, G.; Gray, S.; Voss, C.; Radford, A.; Chen, M.; and Sutskever, I. 2021. Zero-Shot Text-to-Image Generation. arXiv:2102.12092.
- Rombach, R.; Blattmann, A.; Lorenz, D.; Esser, P.; and Ommer, B. 2022a. High-Resolution Image Synthesis With Latent Diffusion Models. In *Proceedings of the IEEE/CVF Conference on Computer Vision and Pattern Recognition (CVPR)*, 10684–10695.
- Rombach, R.; Blattmann, A.; Lorenz, D.; Esser, P.; and Ommer, B. 2022b. High-Resolution Image Synthesis with Latent Diffusion Models. arXiv:2112.10752.
- Rombach, R.; Blattmann, A.; Lorenz, D.; Esser, P.; and Ommer, B. 2022c. High-Resolution Image Synthesis with Latent Diffusion Models. arXiv:2112.10752.
- Salman, H.; Ilyas, A.; Engstrom, L.; Kapoor, A.; and Madry, A. 2020. Do adversarially robust imagenet models transfer better? *Advances in Neural Information Processing Systems*, 33: 3533–3545.
- Santurkar, S.; Tsipras, D.; Tran, B.; Ilyas, A.; Engstrom, L.; and Madry, A. 2019. *Image Synthesis with a Single (Robust) Classifier*.
- Sauer, A.; Karras, T.; Laine, S.; Geiger, A.; and Aila, T. 2023. StyleGAN-T: Unlocking the Power of GANs for Fast Large-Scale Text-to-Image Synthesis. arXiv:2301.09515.
- Song, J.; Meng, C.; and Ermon, S. 2020. Denoising diffusion implicit models. *arXiv preprint arXiv:2010.02502*.
- Szegedy, C.; Zaremba, W.; Sutskever, I.; Bruna, J.; Erhan, D.; Goodfellow, I.; and Fergus, R. 2014. Intriguing properties of neural networks. In *International Conference on Learning Representations, ICLR*.
- Tsipras, D.; Santurkar, S.; Engstrom, L.; Turner, A.; and Madry, A. 2019. Robustness May Be at Odds with Accuracy. In *International Conference on Learning Representations, ICLR*.
- Vinker, Y.; Pajouheshgar, E.; Bo, J. Y.; Bachmann, R. C.; Bermano, A. H.; Cohen-Or, D.; Zamir, A.; and Shamir, A. 2022. CLIPasso: semantically-aware object sketching. *ACM Trans. Graph.*, 41(4): 86:1–86:11.
- Welling, M.; and Teh, Y. W. 2011. Bayesian learning via stochastic gradient Langevin dynamics. In *Proceedings of the 28th international conference on machine learning (ICML-11)*, 681–688. Citeseer.
- Wu, C.; Liang, J.; Ji, L.; Yang, F.; Fang, Y.; Jiang, D.; and Duan, N. 2021. NÜWA: Visual Synthesis Pre-training for Neural visUal World creAtion. arXiv:2111.12417.
- Xu, T.; Zhang, P.; Huang, Q.; Zhang, H.; Gan, Z.; Huang, X.; and He, X. 2017. AttnGAN: Fine-Grained Text to Image Generation with Attentional Generative Adversarial Networks. arXiv:1711.10485.
- Yang, X.; and Ji, S. 2021. JEM++: Improved Techniques for Training JEM. In *Proceedings of the IEEE/CVF International Conference on Computer Vision (ICCV)*, 6494–6503.
- Yang, X.; Su, Q.; and Ji, S. 2023. Towards Bridging the Performance Gaps of Joint Energy-based Models. In *Proceedings of the IEEE/CVF Conference on Computer Vision and Pattern Recognition*, 15732–15741.
- Yuksekgonul, M.; Bianchi, F.; Kalluri, P.; Jurafsky, D.; and Zou, J. 2022. When and why vision-language models behave like bags-of-words, and what to do about it? In *The Eleventh International Conference on Learning Representations*.
- Zhang, H.; Xu, T.; Li, H.; Zhang, S.; Wang, X.; Huang, X.; and Metaxas, D. 2017. StackGAN: Text to Photo-realistic Image Synthesis with Stacked Generative Adversarial Networks. arXiv:1612.03242.
- Zhou, Y.; Zhang, R.; Chen, C.; Li, C.; Tensmeyer, C.; Yu, T.; Gu, J.; Xu, J.; and Sun, T. 2022. LAFITE: Towards Language-Free Training for Text-to-Image Generation. arXiv:2111.13792.
- Zhu, D.; Chen, J.; Shen, X.; Li, X.; and Elhoseiny, M. 2023. Minigt-4: Enhancing vision-language understanding with advanced large language models. *arXiv preprint arXiv:2304.10592*.
- Zhu, Y.; Ma, J.; Sun, J.; Chen, Z.; Jiang, R.; Chen, Y.; and Li, Z. 2021. Towards understanding the generative capability

of adversarially robust classifiers. In *Proceedings of the IEEE/CVF International Conference on Computer Vision*, 7728–7737.

A Detailed background on energy-based models

Energy based models Energy-based models (EBMs) (LeCun et al. 2006) are a class of probabilistic models that define a probability distribution over the data points via an energy function. Specifically, EBMs utilize the fact that any probability density $p(\mathbf{x})$ for $\mathbf{x} \in \mathbb{R}^D$ can be written as

$$p_{\theta}(\mathbf{x}) = \frac{\exp(-E_{\theta}(\mathbf{x}))}{Z(\theta)}, \quad (6)$$

where $E_{\theta}(\cdot)$ is the *energy function*, which assigns scalar values to data points ($E_{\theta} : \mathbb{R}^D \rightarrow \mathbb{R}$) and $Z(\theta)$ is a normalizing constant. In EBMs, the probability of a given data point is determined by its energy, where lower energy indicates a higher probability, as can be seen in Equation (6).

Training such a model involves learning the parameters θ of the energy function, typically modeled by a neural network, to minimize the energy of observed “positive” data points, $\mathbf{x}^+ \sim p(\mathbf{x})$, while maximizing the energy of “negative” samples, $\mathbf{x}^- \sim p_{\theta}(\mathbf{x})$, generated by the model during training. The training converges when the model cannot detect whether a sample is “positive” or “negative”, attesting that p_{θ} and p have a similar distribution.

EBMs require sampling from p_{θ} , both during training to acquire “negative” samples and during inference to synthesize new images. In practice, drawing such samples is done via Stochastic Gradient Langevin Dynamics (SGLD), initialized with $\mathbf{x}_0 \sim p_0(\mathbf{x})$ from a canonical distribution (e.g. Uniform over the input domain), and updated iteratively by

$$\mathbf{x}_{i+1} = \mathbf{x}_i - \frac{\alpha}{2} \frac{\partial E_{\theta}(\mathbf{x}_i)}{\partial \mathbf{x}_i} + \epsilon, \quad \epsilon \sim \mathcal{N}(\mathbf{0}, \alpha \mathbf{I}), \quad (7)$$

where α is the sampler’s step size.

Joint energy models Recently, Grathwohl et al. (2019) observed that one can utilize a classifier to model an *energy function* and train it accordingly. Given a classifier f_{θ} which maps inputs into K values, known as logits ($f_{\theta} : \mathbb{R}^D \rightarrow \mathbb{R}^K$), one can parameterize a conditional distribution using the `Softmax` function:

$$p_{\theta}(y|\mathbf{x}) = \frac{\exp(f_{\theta}(\mathbf{x})_y)}{\sum_{y'} \exp(f_{\theta}(\mathbf{x})_{y'})}, \quad (8)$$

where $f_{\theta}(\mathbf{x})_y$ is the logit corresponding with the y^{th} class label. The key observation is that one can construct expressions for $p_{\theta}(\mathbf{x}, y)$ and $p_{\theta}(\mathbf{x})$ using the classifier’s logits. The joint distribution of a data point \mathbf{x} and a label y is given via

$$p_{\theta}(\mathbf{x}, y) = \frac{\exp(f_{\theta}(\mathbf{x})_y)}{Z(\theta)}, \quad (9)$$

where $Z(\theta) = \int_{\mathbf{x}} \exp(f_{\theta}(\mathbf{x})_y) d\mathbf{x}$ is an intractable normalizing factor. Accordingly, we can define a joint energy function $E_{\theta}(\mathbf{x}, y) = -f_{\theta}(\mathbf{x})_y$. Using marginalization over y , we can obtain the unconditional distribution,

$$p_{\theta}(\mathbf{x}) = \sum_y p_{\theta}(\mathbf{x}, y) = \frac{\sum_y \exp(f_{\theta}(\mathbf{x})_y)}{Z(\theta)}. \quad (10)$$

Thus, in the unconditional case, the energy function is given as $E_{\theta}(\mathbf{x}) = -\log \sum_y \exp(f_{\theta}(\mathbf{x})_y)$.

With this interpretation, one can train a joint model for both discriminative and generative modeling, optimizing both classification and EBM objectives. Such models lead to good classification capabilities, showcasing impressive adversarial robustness while being able to generate new data samples. Nevertheless, training such models often suffers from instability and even divergence, making it applicable mainly for small datasets but not for real-world ones.

B Implementation details

Training hyperparameters We implement our method upon the OpenClip codebase³. We consider the following model architectures from the model zoo – convnext_xxlarge, convnext_large_d, convnext_base_w and ViT-B-32 with the following pretrained weights, respectively – laion2b_s34b_b82k_augreg_soup, laion2b_s26b_b102k_augreg, laion2b_s13b_b82k_augreg and openai. In table 4, we report the training hyperparameters for CLIP-JEM. We use these hyperparameters to train the different architectures on DataComp. During training, in the generation process of the “negative” samples we employ a momentum of 0.9 to the AdamW optimizer. However, throughout the inference phase, we do not utilize momentum at all. We aim to make our code and pretrained models publicly available upon acceptance.

Experimental settings To measure the quality and fidelity of the generated images of our method, we compare it to strong baselines using MS-COCO dataset (table 1). Specifically, we compare CLIP-JEM to text-to-image generative models of different types: (i) GAN-based – StackGAN (Zhang et al. 2017), AttnGAN (Xu et al. 2017), LAFITE (Zhou et al. 2022), StyleGAN-T (Sauer et al. 2023), and GigaGAN (Kang et al. 2023b) (ii) Diffusion-based – GLIDE (Nichol et al. 2022), and LDM (Rombach et al. 2022c), and Autoregressive ones – DALL-E (Ramesh et al. 2021), CogView (Ding et al. 2021), and NÜWA (Wu et al. 2021). Our reported results and model sizes originate from the respective papers. The CLIPAG baseline results were obtained by us, by removing the contrastive energy loss term, using the same architecture and hyperparameters. As for the CompBench results (section 4.1), we report the one from the benchmark’s paper.

As for the improving CLIP-based generative frameworks experiments, we use an ADM-based model (Dhariwal and Nichol 2021) with perturbed-attention guidance (Ahn et al. 2024) which strongly improves the unconditional generation as our baseline for diffusion guidance.

Sampling time and memory We train 4 different architectures of CLIP-JEM. As different model size and structure affects the runtime complexity, we report the time of our generation process using a batch size of 1 using an Nvidia A40 GPU in table 5. As expected, increasing the model size leads to more memory consumption and increases the time per sample. However, the ConvNext-B generation time is

³https://github.com/mlfoundations/open_clip

Arch.	BS disc.	BS gen.	#Steps	LR	WD	Sched.	Warmup	Adv. ϵ	T_{adv}	T_{JEM}	γ	α_1	α_2
ViT-B/32	256	32		2×10^{-5}									
ConvNext-B	128	32	20K	2×10^{-5}	1×10^{-4}	Cosine	200	3.0	5	50	0.1	1.5	0.025
ConvNext-L	128	16		2×10^{-5}									
ConvNext-XXL	32	8		2×10^{-6}									

Table 4: **Implementation details.** We provide the training hyperparameters of CLIP-JEM for the different architectures (BS disc. and gen. stands for the discriminative and generative batch sizes, respectively).

Arch.	Time [Sec.]	Memory [M]
ViT-B/32	1.4	2787
ConvNext-B	2.6	3009
ConvNext-L	2.4	4523
ConvNext-XXL	4.5	11837

Table 5: **Sampling time and memory.** The time per-sample in seconds and memory consumption of the different considered models.

slightly larger than the ConvNext-L. This is due to the fact that we utilize the wide variant of the ConvNext-B, which is not available in ConvNext-L.

C Training protocol

In algorithm 1, we detail the overall training procedure of CLIP-JEM. First, we draw image-text batches from dataset \mathcal{D} and apply T_{adv} iterations to obtain the adversarial visual inputs \mathbf{I}_{adv} which we use to calculate the adversarial loss \mathcal{L}_{adv} . Next, we perform an iterative pixel-space optimization to obtain “negative” samples $\tilde{\mathbf{I}}$. Specifically, this is done using T_{JEM} iterations using AdamW optimizer. We form our joint energy based loss using the “positive” and “negative” samples. Lastly, we combine these two terms to formulate our overall objective, which we use to update the vision encoder weights. We repeat this process until convergence.

D Ablation study

Architecture In table 1, we report the results of both ViT-B-32 and ConvNext base using CLIP-JEM. Notably, despite the two architectures share a similar capacity, the ConvNext FID score is significantly better (by **33.5** points). We hypothesize that this stems from the improved prior that CNN-based architectures serve. Additionally, generated images from ViT contain grid artifacts from the patch processing mechanism. Thus, we mainly focus on ConvNext-based models.

Objectives contribution To highlight the importance of combining the adversarial and energy contrastive losses, we train the same model for 1,000 iterations using (i) contrastive energy loss; (ii) contrastive adversarial loss; and (iii) contrastive energy loss + contrastive adversarial loss. We plot the results of 16 text prompts from MS-COCO for the resulting models in fig. 8. The results indicate that using only the contrastive energy loss does not produce meaningful outputs. In contrast, employing solely the contrastive adversarial

Algorithm 1: CLIP-JEM Training. Given CLIP image and text encoders $f_{\theta}^I(\cdot)$ and $f_{\theta}^T(\cdot)$, image-text dataset \mathcal{D} , adversarial budget ϵ , adversarial and energy step-sizes α_1, α_2 , energy loss coefficient γ , and number of adversarial and generation iterations T_{adv}, T_{JEM} :

while not converged do

```

Sample ( $\mathbf{I}, \mathbf{T}$ ) from dataset  $\mathcal{D}$ 
# Contrastive adversarial loss
 $\delta_0 \leftarrow \mathbf{0}$  for  $t$  from 0 to  $T_{adv}$  do
  |  $\delta_{t+1} = \Pi_{\epsilon}(\delta_t + \alpha_1 * \text{ClipLoss}(f_{\theta}^I(\mathbf{I} + \delta_t), f_{\theta}^T(\mathbf{T})))$ 
end
 $\mathbf{I}_{adv} = \mathbf{I} + \delta_{T_{adv}}$ 
 $\mathcal{L}_{adv} = \text{ClipLoss}(f_{\theta}^I(\mathbf{I}_{adv}), f_{\theta}^T(\mathbf{T}))$ 
# Contrastive energy loss
Sample initial “negative” sample  $\tilde{\mathbf{I}}$ .
Optimizer  $\leftarrow$  AdamW(params =  $\tilde{\mathbf{I}}$ , lr =  $\alpha_2$ )
for  $t$  from 0 to  $T_{JEM}$  do
  |  $\mathcal{L}_{JEM} = \text{ClipLoss}(f_{\theta}^I(\tilde{\mathbf{I}} + \beta \mathbf{n}), f_{\theta}^T(\mathbf{T}))$ 
  | #  $\mathbf{n} \sim \mathcal{N}(0, \mathbf{I})$ ,  $\beta$  is a small scalar
  | Calculate  $\partial \mathcal{L}_{JEM} / \partial \tilde{\mathbf{I}}$  and perform an optimizer step
end
 $\mathcal{L} = \mathcal{L}_{adv} + \gamma * \mathcal{L}_{JEM}$ 
Calculate  $\partial \mathcal{L} / \partial \theta$  and update CLIP image encoder  $f_{\theta}^I(\cdot)$ 

```

end

loss results in meaningful but unrealistic content. Remarkably, combining the two objectives (CLIP-JEM’s approach) leverages the strengths of both CLIPAG and JEMs, yielding superior outcomes.

E Connection to Stochastic Gradient Langevin Dynamics

SGLD enables sampling from a distribution $p(\mathbf{x})$ given its score function $\nabla_{\mathbf{x}} \log p(\mathbf{x})$. The stochasticity in this algorithm is important, as applying a simple gradient method would result in sampling the distribution peaks rather than truly sampling the distribution. The iterative update of SGLD in its discrete form is as follows:

$$\mathbf{x}_{t+1} = \mathbf{x}_t + \frac{\alpha}{2} \nabla_{\mathbf{x}_t} \log p(\mathbf{x}_t) + \epsilon,$$

where α is the step size and $\epsilon \sim \mathcal{N}(\mathbf{0}, \alpha \mathbf{I})$ is a Gaussian noise. From eq. (6), the above equation can be also written in




Figure 8: **Objectives ablation study.** CLIP-JEM employs a two objectives: **Contrastive Adversarial Loss** and a **Contrastive Energy Loss**. In this figure we ablate the effect of each objective, highlighting the importance of each objective. We plot 16 images based on different textual prompts from MS-COCO after 500 training steps.

terms of energy,

$$\mathbf{x}_{t+1} = \mathbf{x}_t - \frac{\alpha}{2} \nabla_{\mathbf{x}_t} E_{\theta}(\mathbf{x}_t) + \epsilon,$$

and in the joint energy case, the update rule becomes

$$\mathbf{x}_{t+1} = \mathbf{x}_t - \frac{\alpha}{2} \nabla_{\mathbf{x}_t} E_{\theta}(\mathbf{x}_t, y) + \epsilon.$$

Note that in our algorithm we add a small Gaussian perturbation to the input, prior to the calculation of the gradient (algorithm 1). This introduces a similar, yet different, stochasticity in our approach, compared with SGLD. To better understand this, we expand the following Taylor series:

$$\begin{aligned} \nabla_{\mathbf{x}} E_{\theta}(\mathbf{x} + \epsilon, y) &\approx \nabla_{\mathbf{x}} E_{\theta}(\mathbf{x}, y) + \nabla_{\mathbf{x}}^2 E_{\theta}(\mathbf{x}, y)^T \epsilon \\ &\quad + \mathcal{O}(\|\epsilon\|_2^2). \end{aligned}$$

As our noise is of small variance, the higher order term can be neglected,

$$\nabla_{\mathbf{x}} E_{\theta}(\mathbf{x} + \epsilon, y) \approx \nabla_{\mathbf{x}} E_{\theta}(\mathbf{x}, y) + \nabla_{\mathbf{x}}^2 E_{\theta}(\mathbf{x}, y)^T \epsilon,$$

making it similar to the SGLD noisy update step, as the term $\nabla_{\mathbf{x}}^2 E_{\theta}(\mathbf{x}, y)^T \epsilon$ is a linear transformation of the Gaussian noise, resulting in a colored version of a Gaussian distribution, governed by the Hessian of the energy function.

We demonstrate the randomness introduced by this mechanism using our sampling process in fig. 9. Unlike to SGLD, we utilize an AdamW optimizer for the update step for the generated sample. Thus, we do not use the raw gradient as in SGLD since our optimizer has an adaptive learning rate mechanism. This results in a different effective step size per iteration (α in SGLD). AdamW also enables momentum term, which introduces bias to the gradients. During CLIP-JEM training, we utilize the momentum as it significantly stabilizes the training. However, at inference time, we do not employ momentum, resulting in an unbiased version of the gradients.

F Additional results

We provide additional qualitative results for both improving CLIP-based generative frameworks and text-to-image generation. For the former, we provide the results using the same prompts with augmentations (figs. 11 and 12). As can be seen, seamlessly replacing CLIP with CLIP-JEM leads to improved results with and without augmentations. Notably, CLIP-JEM results without augmentations are comparable to the ones of CLIP with augmentation, offering a substantial reduce of computational overhead. For the latter, we provide more generated image (fig. 10) and demonstrate the stochasticity of CLIP-JEM(fig. 9).

A cozy cabin in the woods with smoke coming from the chimney



A medieval knight standing in front of a castle



A group of astronauts exploring a distant planet



Figure 9: Stochasticity demonstration of CLIP-JEM sampling.




A beautiful garden and a dog in the middle



a bed with some kind of blankets on it




A vintage train traveling through a countryside.



A bustling market street in an ancient city.



A bear in the woods standing on a log.



A couple of bikes and a umbrella in a yard.



A small marina with boats docked there



A ballet dancer performing on a grand stage

Figure 10: **Additional qualitative results.** Samples generated by CLIP-JEM using ConvNext XXL.



Figure 11: CLIPDraw results. We provide the results of CLIP and CLIP-JEM with and without augmentations.




Figure 12: **VQGAN+CLIP** results. We provide the results of CLIP and CLIP-JEM with and without augmentations.