

---

# FREE LUNCH IN THE FOREST: FUNCTIONALLY-IDENTICAL PRUNING OF BOOSTED TREE ENSEMBLES

---

• Youssouf Emine<sup>\*1,2</sup>, • Alexandre Forel<sup>†1,3,4</sup>, Idriss Malek<sup>‡3</sup>, and • Thibaut Vidal<sup>§1,3,4</sup>

<sup>1</sup>Department of Mathematics and Industrial Engineering, Polytechnique Montréal

<sup>2</sup>Canada Excellence Research Chair in Data-Science for Real-time Decision-Making (CERC)

<sup>3</sup>SCALE-AI Chair in Data-Driven Supply Chains

<sup>4</sup>Centre Interuniversitaire de Recherche sur les Réseaux d'Entreprise, la Logistique et le Transport (CIRRELT)

January 22, 2025

## ABSTRACT

Tree ensembles, including boosting methods, are highly effective and widely used for tabular data. However, large ensembles lack interpretability and require longer inference times. We introduce a method to prune a tree ensemble into a reduced version that is “functionally identical” to the original model. In other words, our method guarantees that the prediction function stays unchanged for any possible input. As a consequence, this pruning algorithm is lossless for any aggregated metric. We formalize the problem of functionally identical pruning on ensembles, introduce an exact optimization model, and provide a fast yet highly effective method to prune large ensembles. Our algorithm iteratively prunes considering a finite set of points, which is incrementally augmented using an adversarial model. In multiple computational experiments, we show that our approach is a “free lunch”, significantly reducing the ensemble size without altering the model’s behavior. Thus, we can preserve state-of-the-art performance at a fraction of the original model’s size.

## 1 Introduction

Ensembles remain one of the most effective and commonly utilized machine learning models. Among them, tree ensembles such as random forests and boosting are known to achieve state-of-the-art performance on tabular data (Grinsztajn, Oyallon, and Varoquaux, 2022; McElfresh et al., 2024). They also offer greater interpretability compared to large neural networks. Theory and practice indicate that superior performance is achieved with large ensembles, i.e., forests with many trees (Biau and Scornet, 2016; Probst and Boulesteix, 2017; Buschjäger and Morik, 2021). However, large ensembles lead to large memory requirements and inference times, which can quickly become a bottleneck when embedding models into hardware such as microcontrollers or smartphones. Further, large ensemble models lack interpretability due to the complex interaction of their components.

Ensemble pruning denotes the process of reducing the size of a trained ensemble model. This can be understood as removing nodes from the trees or removing trees entirely from the forest. Early approaches studied how to prune random forests made of shallow trees, i.e., trees that were themselves pruned beforehand (see, e.g., Margineantu and Dietterich, 1997; Martínez-Muñoz and Suárez, 2006). These works showed that pruning could improve the test error and out-of-sample generalization. However, this is not true with boosted ensembles, since the trees are typically already shallow. Hence, most recent studies seek a trade-off between the amount of pruning and the impact on test

---

\*youssouf.emine@polymtl.ca

†alexandre.forel@polymtl.ca

‡idriss.malek@polytechnique.edu

§thibaut.vidal@polymtl.ca

error (Liu and Mazumder, 2023; Amee et al., 2023). This trade-off may be profitable in some situations but there is no guarantee that the model will perform well on new data.

In this paper, we completely avoid this trade-off by pruning ensemble models *without any change in their behavior*. We call this a “functionally-identical” pruning since the prediction functions of the pruned ensemble and the original one are identical. This has two main advantages. First, as demonstrated in this paper, the resulting optimization problems can be very efficiently solved. Second, such pruned models give a “free lunch”: they achieve the exact same performance as the original model at a fraction of its size. This provides multiple advantages regarding memory, inference time, and interpretability. An example ensemble that can be pruned without any change in its prediction function is shown in Figure 1.

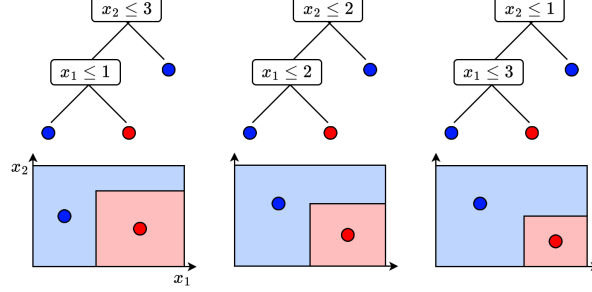


Figure 1: A small ensemble made of three trees with equal weights. This ensemble can be pruned without any change in its prediction function by removing the first and third trees.

This paper introduces the algorithm FIPE, standing for **F**unctionally **I**dentical **P**runing of **E**nsembles. FIPE iterates between a *pruning model* and a *separation oracle*. The pruning model identifies candidate pruned ensembles on a finite set of points. The separation oracle checks whether the pruned model is functionally identical to the original model on the entire feature space. If this is not the case, new points are added to the pruning set. Our iterative algorithm is such that the final pruned ensemble is certifiably equivalent to the original one on the entire feature space.

We make the following contributions:

- (i) We formalize the problem of functionally identical pruning of tree ensembles and characterize its computational complexity.
- (ii) We present FIPE, our iterative algorithm and its two main components: the pruner, and the oracle. We prove that the algorithm terminates in a finite number of steps.
- (iii) We investigate two variants of the pruning model: an exact combinatorial optimization model based on the  $\|\cdot\|_0$  norm that guarantees that the pruned model is of minimal size, and a fast approximate algorithm based on the  $\|\cdot\|_1$  norm that is not necessary of minimal size but scales to large datasets. We further provide an efficient pruning oracle inspired by recent works on counterfactual explanations.
- (iv) We apply FIPE on boosted ensembles AdaBoost, LightGBM and XGBoost as well as random forests. Our extensive experiments demonstrate that significantly smaller ensembles can be identified across various real-world datasets. A central finding of this study is identifying that many base learners of boosted ensembles are superfluous. Consequently, an integrated pruning and reweighting approach can substantially reduce their size while maintaining their predictive performance.

## 2 Problem Statement

Let  $\{(x_i, y_i)\}_{i=1}^n$  be a labeled set of observations, where  $x \in \mathcal{X} \subseteq \mathbb{R}^p$  is a feature vector. We focus on classification problems with  $C$  classes. Denote by  $\llbracket a, b \rrbracket$  the set of integers between  $a$  and  $b$ . Any class  $y$  belongs to  $\llbracket 1, C \rrbracket$ .

### 2.1 Classification ensembles

A classification ensemble is a weighted set of classifiers  $\{(h_m, \alpha_m)\}_{m=1}^M$  where each classifier  $h_m : \mathcal{X} \rightarrow [0, 1]^C$  provides a score vector for any input  $x$ , and  $\alpha_m$  is the weight of classifier  $m$ . The ensemble prediction function is a map  $H : \mathcal{X} \times \mathbb{R}_{\geq 0}^M \rightarrow \llbracket 1, C \rrbracket$  that assigns a class to any input  $x$  using a voting scheme, expressed generally as:

$$H(x; \alpha) = \operatorname{argmax}_{c \in \llbracket 1, C \rrbracket} \sum_{m=1}^M \alpha_m h_m^{(c)}(x), \quad (1)$$

where  $h_m^{(c)}(x)$  is the score predicted by classifier of index  $m$  for class  $c$ . Any deterministic tie-breaking rule can be used to break the ties in Equation (1) if the  $\text{argmax}$  is set-valued.

The computation of the score of a tree depends on the nature of the ensemble. For instance, AdaBoost (Hastie et al., 2009) and the original random forest algorithm of Breiman (2001) use the so-called hard-voting criterion in which each classifier prediction  $h_m^{(c)}(x) \in \{0, 1\}$  is binary.

## 2.2 Functionally-identical pruning

We study how to prune classification ensembles while guaranteeing that the pruned model is functionally identical to the original model. This is formalized in the following definition.

**Definition 2.1.** A pruned ensemble with weights  $w$  is *functionally identical* to the original ensemble on the entire feature space  $\mathcal{X}$  if  $H(x; w) = H(x; \alpha)$  for all  $x \in \mathcal{X}$ .

The pruned ensemble with minimum size is obtained by solving:

$$\min_{w \geq 0} \|w\|_0 : H(x; w) = H(x; \alpha), \forall x \in \mathcal{X}. \quad (2)$$

Since any learner with a zero weight is effectively pruned, Problem (2) minimizes the number of active learners. The minimizer of Problem (2) is not only certifiably functionally identical, but it is also of minimal size. That is, it is guaranteed to be the smallest reweighted ensemble that is functionally identical to the original one.

The constraint in Problem (2) ensures that the pruned model is functionally identical to the original model on the entire space. Functionally-identical pruning is also known as “faithful” pruning in Vidal, Pacheco, and Schiffer (2020). Hence, we use equivalently both words in the rest of the paper.

**Proposition 2.2.** For additive tree ensembles, i.e., a broad class including random forests and boosting methods, Problem (2) is NP-hard.

The proof is given in Appendix A. Proposition 2.2 states that optimal faithful pruning is a difficult task in general. Nevertheless, this paper shows that Problem (2) can be solved efficiently for large ensembles on real-world datasets, and provides effective heuristics otherwise. Our algorithms are presented in the next section.

## 3 Pruning Algorithms

To solve the faithful pruning problem, FIPE iterates between solving a *pruning problem* on a finite set of points and a *separation oracle*. This is illustrated in Figure 2.

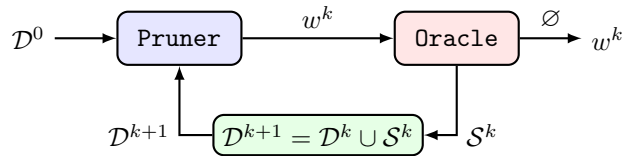


Figure 2: FIPE iterates between the pruning model and the separation oracle until it returns the set of weights of the pruned model.

FIPE is thus made of two essential components: (i) a faithful pruner `Pruner` that returns the set of weights  $\{w_m\}_{m=1}^M$  of the pruned ensemble faithful to the original ensemble on a given finite set of points  $\mathcal{D} \subset \mathcal{X}$ , and (ii) a separation oracle `Oracle` that returns a set of point  $\mathcal{S} \subset \mathcal{X}$  for which the pruned ensemble with weights  $w$  and the original ensemble with weights  $\alpha$  differ. If the oracle cannot find a separating point, the two ensembles are functionally identical over the entire feature space. The algorithm then returns the set of weights of the pruned ensemble. This algorithm is presented in Algorithm 1.

**Theorem 3.1.** For tree ensembles, FIPE terminates after a finite number of calls to the `Oracle`.

The proof is given in Appendix A.

---

**Algorithm 1** Faithful pruning algorithm

---

```

1:  $\mathcal{D}^0 \leftarrow$  An arbitrary finite set of points of  $\mathcal{X}$ 
2:  $w^0 \leftarrow \text{Pruner}(\mathcal{D}^0)$ 
3:  $k \leftarrow 0$ 
4: while  $\text{Oracle}(w^k)$  is not  $\emptyset$  do
5:    $\mathcal{S}^k \leftarrow \text{Oracle}(w^k)$ 
6:    $\mathcal{D}^{k+1} \leftarrow \mathcal{D}^k \cup \mathcal{S}^k$ 
7:    $w^{k+1} \leftarrow \text{Pruner}(\mathcal{D}^{k+1})$ 
8:    $k \leftarrow k + 1$ 
9: end while
10: return  $w^k$ 

```

---

### 3.1 Pruning on a finite set of points

Let  $\mathcal{D} = \{(x_i, y_i)\}_{i=1}^N$  a finite set of points  $\mathcal{D} \subset \mathcal{X}$ . The pruning model returns the set of weights of the pruned ensemble faithful to the original ensemble on  $\mathcal{D}$ .

Denote by  $c_i = H(x_i, \alpha)$  the class of the point  $x_i$  given by the original ensemble with weights  $\alpha$ . Note that the classes  $c_i$  are not necessarily equal to the original classes  $y_i$  depending on the training of the ensemble  $H$ . Pruning on a finite set of points is a special case of Problem (2) when  $\mathcal{X}$  is finite. The constraint of Problem (2) can be reformulated to ensure that the pruned ensemble is faithful to the original ensemble on  $\mathcal{D}$ . It can be written as:

$$\sum_{m=1}^M w_m \left( h_m^{(c_i)}(x_i) - h_m^{(c)}(x_i) \right) > 0. \quad (3)$$

It ensures that the pruned ensemble gives a higher weighted score for the class  $c_i$  than for the class  $c$  for each point  $x_i$  and each class  $c \neq c_i$ .

Equation (3) is difficult to handle numerically since it involves a strict inequality. However, using the same idea as in a support vector machine, we express it equivalently as:

$$\sum_{m=1}^M w_m \left( h_m^{(c_i)}(x_i) - h_m^{(c)}(x_i) \right) \geq 1. \quad (4)$$

**Minimal-size faithful pruner.** The faithful pruning problem on a finite set of points is a combinatorial optimization problem given by:

$$\min_{w \geq 0, u \in \{0,1\}^M} \sum_{m=1}^M u_m \quad (5a)$$

$$w_m \leq W u_m, \forall m \in \llbracket 1, M \rrbracket, \quad (5b)$$

$$\sum_{m=1}^M w_m \left( h_m^{(c_i)}(x_i) - h_m^{(c)}(x_i) \right) \geq 1, \quad (5c)$$

$$\forall i \in \llbracket 1, N \rrbracket, \forall c \in \llbracket 1, C \rrbracket, c \neq c_i.$$

This problem minimizes the  $\|\cdot\|_0$  norm of the weights. It uses the binary variables  $u_m$  to indicate whether the estimator  $m$  is active or not, and a parameter  $W$ , which is an upper bound on the weights of the active estimators. A minimizer of Problem (5) is both faithful to the original ensemble on  $\mathcal{D}$  and of certifiably minimal size according to the  $\|\cdot\|_0$  norm.

**Efficient approximation.** While Problem (5) ensures finding the sparsest model, it might be expensive to solve numerically since its objective function with  $\|\cdot\|_0$  is hard to linearize. Hence, we propose an efficient approximation by replacing the  $\|\cdot\|_0$  norm with the  $\|\cdot\|_1$  norm. This problem is a linear programming problem given by:

$$\min_{w \geq 0} \|w\|_1 = \sum_{m=1}^M w_m \quad (6a)$$

$$\sum_{m=1}^M w_m \left( h_m^{(c_i)}(x_i) - h_m^{(c)}(x_i) \right) \geq 1, \quad (6b)$$

$$\forall i \in \llbracket 1, N \rrbracket, \forall c \in \llbracket 1, C \rrbracket, c \neq c_i.$$

Problem (6) can be solved very efficiently using standard linear programming solvers. The faithfulness constraint of the problem is unchanged so that any solution of Problem (6) is guaranteed to remain faithful to the original ensemble on  $\mathcal{D}$ .

### 3.2 Separation oracle for tree ensembles

This section presents the separation oracle used in FIPE. The goal of the oracle is twofold: (i) it certifies that a pruned model is functionally equivalent to the original model on the entire feature space, or (ii) it provides a set of points for which the two models differ. These two goals can be achieved jointly by formulating an optimization model that maximizes the misclassification between the pruned and original model over the feature space.

Let  $c$  and  $y$  be two fixed classes. The separation problem over these two classes can be formulated as:

$$\max_{x \in \mathcal{X}} \sum_{m=1}^M w_m \left( h_m^{(c)}(x) - h_m^{(y)}(x) \right) : y = H(x, \alpha). \quad (7)$$

This problem maximizes the difference between the score of class  $c$  and class  $y$  according to the pruned ensemble. The constraint of Problem (7) ensures that the original ensemble predicts class  $y$  for the point  $x$ . If the value of Problem (7) is positive, the pruned ensemble predicts class  $c$  whereas the original ensemble predicts  $y$ . Hence, a separating point is such that it has a positive value according to Problem (7).

*Remark 3.2.* Since Problem (7) maximizes the difference in prediction between two ensembles, it can be interpreted as a variation of the adversarial example or counterfactual explanation problem.

If the objective function is non-positive across all points in the feature space, both models are certified to be equivalent on the entire feature space. In practice, we solve the separation problem for each pair of classes  $c$  and  $y$ . Depending on the algorithm used to solve Problem (7), several points may be found that have a positive score difference. In FIPE, we add all points with a positive score difference  $\mathcal{S}$ . When  $\mathcal{S}$  is empty, the algorithm terminates.

The complexity of Problem (7) lies in representing the classification function of the trees with linear variables and constraints. To ensure that the original ensemble predicts class  $y$  for point  $x$ , we can replace the constraint of Problem (7) by the following inequality:

$$\sum_{m=1}^M \alpha_m \left( h_m^{(y)}(x) - h_m^{(y')}(x) \right) > 0, \forall y' \neq y. \quad (8)$$

These constraints ensure that the original ensemble gives a higher score for class  $y$  than for any other class  $y' \neq y$ , making  $y$  the predicted class for point  $x$  by the original ensemble. Again, this constraint is ill defined because of the strict inequality. By introducing a sufficiently small  $\varepsilon > 0$ , the separation problem can be equivalently formulated as:

$$\max_{x \in \mathcal{X}} \sum_{m=1}^M w_m \left( h_m^{(c)}(x) - h_m^{(y)}(x) \right) \quad (9a)$$

$$\sum_{m=1}^M \alpha_m \left( h_m^{(y)}(x) - h_m^{(y')}(x) \right) \geq \varepsilon, \forall y' \neq y. \quad (9b)$$

**Separation for tree ensembles.** Problem (9) is nonlinear in general. However, for additive tree ensembles, we can linearize it efficiently using a procedure similar to the one used in [Parmentier and Vidal \(2021\)](#). This consists in introducing a set of variables and constraints to track the path of the separating point  $x$  in all trees of the ensembles.

For each tree  $m$ , let  $\mathcal{V}_m$  be the set of its internal nodes,  $\mathcal{L}_m$  the set of its leaves, and  $d_m$  its maximum depth. For each node  $v \in \mathcal{V}_m$ , let  $\text{left}(v)$  and  $\text{right}(v)$  be its left and right children respectively, and let  $\text{depth}(v)$  be its depth in the tree  $m$ . Let  $\text{root}(m)$  denote the root of tree  $m$ . Let  $f_{m,v}$  be a binary variable indicating if node  $v \in \mathcal{V}_m \cup \mathcal{L}_m$  is in the path of the point  $x$  in the tree  $m$ .

To linearize the tree prediction functions, we introduce a binary variable  $\lambda_{m,d}$  to indicate whether point  $x$  goes to the left child at depth  $d$  of the tree  $m$ . The path consistency constraints in the tree  $m$  can then be expressed as:

$$f_{m,\text{root}(m)} = 1, \quad (10a)$$

$$f_{m,\text{left}(v)} + f_{m,\text{right}(v)} = f_{m,v}, \forall v \in \mathcal{V}_m, \quad (10b)$$

$$\sum_{v \in \mathcal{V}_m : \text{depth}(v)=d} f_{m,\text{left}(v)} = \lambda_{m,d}, \forall d \in \llbracket 0, d_m \rrbracket. \quad (10c)$$

Constraint (10a) ensures that the root of tree  $m$  is in the path of point  $x$ . Constraint (10b) ensures that one of the children of node  $v$  is in the path of point  $x$  if node  $v$  is in the path. It also ensures that the path of point  $x$  in tree  $m$  at

depth  $d$  goes to the left child if  $\lambda_{m,d} = 1$ . Using these variables, we can formulate Problem (9) equivalently as:

$$\begin{aligned} \max_{f \geq 0} \quad & \sum_{m=1}^M \sum_{v \in \mathcal{L}_m} w_m \left( h_m^{(c)}(x) - h_m^{(y)}(x) \right) f_{m,v} \\ \sum_{m=1}^M \sum_{v \in \mathcal{L}_m} \alpha_m \left( h_m^{(y)}(x) - h_m^{(y')}(x) \right) f_{m,v} & \geq \varepsilon, \forall y' \neq y. \end{aligned} \quad (11)$$

*Remark 3.3.* Problem (11) is not optimizing over the variable  $x$  anymore, but only over the variables that track the path over the trees. Indeed, for tree ensembles, the prediction function is piecewise-constant. Hence, it is sufficient to identify the set of leaves to separate the pruned and original ensembles. A separating point is directly determined by taking the center of the cell defined by the leaf variables.

Further, observe that the binary variables  $f_{m,v}$  can be defined as continuous in  $[0, 1]$ , as they will be forced to binary values due to Constraints (10a)–(10c).

**Feature consistency.** To ensure the value of  $x$  is consistent across the trees, we need to add feature consistency variables and constraints. Each feature type has to be handled separately. We explain below how to ensure the consistency of continuous features, and in [Appendix A](#) how to handle categorical and binary features.

Let  $j$  be a continuous feature and let  $\{t_{j,1}, t_{j,2}, \dots, t_{j,R_j}\}$  be the set of thresholds that the nodes of the original ensemble are splitting on. We consider without loss of generality that this set is sorted. For each continuous feature  $j$  and  $r \in \llbracket 1, R_j \rrbracket$ , we define the continuous auxiliary variables  $\mu_{j,r} \in [0, 1]$ . These variables indicate whether the new point is on the left or right-side of a level. They are constrained such that  $\mu_{j,r} = 0 \Leftrightarrow x_j \in ]-\infty, t_{j,r}]$  by imposing:

$$\mu_{j,r} \geq \mu_{j,r+1}, \forall r \in \llbracket 1, R_j - 1 \rrbracket \quad (12)$$

For each tree  $m$ , let  $\mathcal{V}_m^{j,r}$  be the set of nodes that split on feature  $j$  at threshold  $t_{j,r}$  for  $r \in \llbracket 1, R_j \rrbracket$ . The following constraints ensure that the value of  $\mu_{j,r}$  is consistent across the nodes of tree  $m$ :

$$f_{m,\text{left}(v)} \leq 1 - \mu_{j,r}, \forall r \in \llbracket 1, R_j \rrbracket, \forall v \in \mathcal{V}_m^{j,r}, \quad (13a)$$

$$f_{m,\text{right}(v)} \leq \mu_{j,r}, \quad \forall r \in \llbracket 1, R_j \rrbracket, \forall v \in \mathcal{V}_m^{j,r}. \quad (13b)$$

Constraint (13a) ensures that if the value of  $x_j$  is in the interval  $]t_{j,r}, \infty[$ , then at node  $v$  we cannot go to the left child. Similarly, constraint (13b) ensures that if the value of  $x_j$  is in the interval  $] -\infty, t_{j,r}]$ , then at node  $v$  we can not go to the right child.

Our separation oracle resembles closely the problem of finding counterfactual explanations (Parmentier and Vidal, 2021) or classifier evasions (Kantchelian, Tygar, and Joseph, 2016). Yet, optimizing over the set of leaves (see [Remark 3.3](#)) instead of the continuous variable  $x$  offers numerical benefits. Determining the exact value of  $x$ , as needed in counterfactual explanation, requires checking for strict inequalities when going right on a threshold.

## 4 Computational Experiments

We now study the value of FIPE for pruning large training ensembles while maintaining faithfulness. We investigate how much FIPE can prune ensembles and its scalability over several datasets. We analyze the behavior of FIPE in terms of what trees are removed, and how pruning is impacted by the size of the original ensemble. Finally, we compare our approach to baselines from the recent literature.

In this section, we focus our experiments on AdaBoost classifiers. Experiments with other boosted ensembles, such as XGBoost and LightGBM, are provided in [Appendix B](#) with essentially the same conclusions. We also study random forests in this appendix. We perform our analyses across 11 datasets commonly used in previous studies. In each experiment, we split the data set into a training dataset (80%) and a test dataset (20%) to measure faithfulness and test accuracy. This process is repeated over five different random seeds. The characteristics of the datasets are presented in [Table 2](#): their number of samples  $n$ , number of features  $p$  including the number of numerical  $p_N$  and binary  $p_B$  features, and number of classes  $C$ .

All experiments are implemented in python. We used `scikit-learn` for training the ensembles. All optimization problems are solved to global optimality using the commercial solver Gurobi v11.0. The experiments are conducted on a computing grid. Each experiment utilizes a single core of an Intel Xeon Gold 6258R CPU running at 2.7 GHz

Table 1: Comparison of FIPE- $\|\cdot\|_0$  and FIPE- $\|\cdot\|_1$  for pruning AdaBoost ensembles with 50 learners. The table shows the number of learners in the pruned ensemble  $\|w\|_0$ , test faithfulness to the original ensemble FI, test accuracy ACC, and rounded number of oracle calls  $K$ . All results are averaged over five repetitions with different train/test splits.

Dataset	FIPE- $\ \cdot\ _0$				FIPE- $\ \cdot\ _1$				ACC
	$\ w\ _0$	$K$	FI	Time (s)	$\ w\ _0$	$K$	FI	Time (s)	
Breast-Cancer	20	32	100%	166	20	25	100%	13	95.33%
COMPAS	13	16	100%	72	13	16	100%	14	66.66%
ELEC2	12	2	100%	3	12	2	100%	7	77.30%
FICO	16	22	100%	456	16	19	100%	30	71.42%
HTRU2	9	18	100%	25	9	13	100%	26	97.75%
House-16H	35	42	100%	643	35	40	100%	235	85.57%
Ionosphere	27	57	100%	4475	27	47	100%	132	90.70%
Pima-Diabetes	25	28	100%	189	25	24	100%	16	77.92%
PoL	16	6	100%	6	16	6	100%	8	90.90%
Seeds	9	6	100%	5	10	4	100%	4	89.05%
Spambase	26	48	100%	765	26	43	100%	118	93.38%

Table 2: Characteristics of the data sets

Dataset	$n$	$p$	$p_N$	$p_B$	$C$
Seeds	210	7	7	0	3
Ionosphere	351	33	32	1	2
Breast-Cancer-Wisconsin	683	9	9	0	2
Pima-Diabetes	768	8	8	0	2
Spambase	4601	57	57	0	2
COMPAS-ProPublica	6907	12	0	12	2
PoL	10082	26	26	0	2
FICO	10459	17	0	17	2
House-16H	13488	16	16	0	2
HTRU2	17898	8	8	0	2
ELEC2	38474	7	7	0	2

and is provided with 4 GB RAM. FIPE is provided as a standalone python package at <https://www.github.com/eminyous/fipe>. To reproduce the results of this paper, we provide the code and the datasets at <https://www.github.com/eminyous/fipe-experiments>.

#### 4.1 Main results

First, we evaluate how much FIPE is able to prune tree ensembles while certifying faithfulness to the original model. We compare both the certifiable minimal-size and fast but approximate, respectively denoted by FIPE- $\|\cdot\|_0$  and FIPE- $\|\cdot\|_1$ . We measure the number of learners in the pruned ensemble, the faithfulness to the original ensemble on the test set denoted FI, the test accuracy ACC, and the number of oracle calls rounded to its upper integer denoted by  $K$ . All performance metrics are average over the five repetitions.

The results are presented in Table 1 for ensembles of 50 learners. They show that FIPE is consistently able to prune AdaBoost ensembles while maintaining faithfulness. Further, we observe that FIPE- $\|\cdot\|_1$  achieves the same pruned size as FIPE- $\|\cdot\|_0$  for all but one dataset, while having significantly faster pruning times.

**Result 1.** Using  $\|\cdot\|_1$  in FIPE typically yields pruning performance similar to  $\|\cdot\|_0$  but with significantly faster run-times.

Because FIPE- $\|\cdot\|_0$  struggles to scale to large datasets when the ensemble size increases, we restrict our study to FIPE- $\|\cdot\|_1$  and investigate its scalability to large ensembles. Table 3 shows that FIPE- $\|\cdot\|_1$  is consistently able to reduce the number of active estimators while maintaining the fidelity of the original ensemble. Further, the results show that it scales well to large datasets and ensemble sizes. Another remarkable result shown by Table 3 is that the number of oracle calls  $K$  is relatively small, even for large ensembles. Indeed, it is possible to certify that the pruned model is functionally identical to the original one on the entire feature space with less than 200 calls.



Table 3: Pruning with FIPE— $\|\cdot\|_1$  on AdaBoost ensembles with 100, 200, 500, and 1000 base learners.

Dataset	$M = 100$					$M = 200$				
	$\ w\ _0$	$K$	F1	ACC	Time (s)	$\ w\ _0$	$K$	F1	ACC	Time (s)
Breast-Cancer	26	34	100%	95.33%	37	31	42	100%	95.47%	110
COMPAS	13	16	100%	66.70%	39	13	17	100%	66.73%	99
ELEC2	20	6	100%	79.77%	120	40	32	100%	80.40%	1 272
FICO	18	24	100%	71.54%	107	18	24	100%	71.61%	208
HTRU2	29	34	100%	97.77%	267	40	46	100%	97.78%	752
House-16H	55	66	100%	86.29%	1 520	86	116	100%	86.86%	6 114
Ionosphere	42	66	100%	91.55%	835	60	85	100%	90.70%	2 184
Pima-Diabetes	36	38	100%	76.49%	61	49	57	100%	76.62%	282
PoL	18	9	100%	92.97%	40	27	21	100%	93.16%	194
Seeds	10	4	100%	89.05%	7	10	4	100%	89.05%	11
Spambase	42	72	100%	93.64%	1 624	63	92	100%	94.31%	2 867

Dataset	$M = 500$					$M = 1000$				
	$\ w\ _0$	$K$	F1	ACC	Time (s)	$\ w\ _0$	$K$	F1	ACC	Time (s)
Breast-Cancer	40	53	100%	95.18%	384	45	62	100%	95.33%	904
COMPAS	13	15	100%	66.73%	218	13	16	100%	66.73%	616
ELEC2	79	70	100%	81.10%	8 762	104	97	100%	81.20%	26 493
FICO	18	26	100%	71.63%	593	18	25	100%	71.63%	1 434
HTRU2	70	92	100%	97.80%	5 517	99	128	100%	97.81%	18 637
House-16H	124	155	100%	87.18%	14 381	151	172	100%	87.12%	27 127
Ionosphere	91	130	100%	91.27%	4 890	114	156	100%	90.42%	7 014
Pima-Diabetes	70	88	100%	76.49%	1 264	96	126	100%	74.68%	4 145
PoL	52	61	100%	93.17%	1 840	75	88	100%	93.64%	8 059
Seeds	10	4	100%	89.05%	22	10	4	100%	89.05%	44
Spambase	103	124	100%	94.55%	6 294	148	204	100%	94.64%	19 040

**Result 2.** FIPE— $\|\cdot\|_1$  consistently provides small pruned ensembles even when the dataset and original ensemble are large.

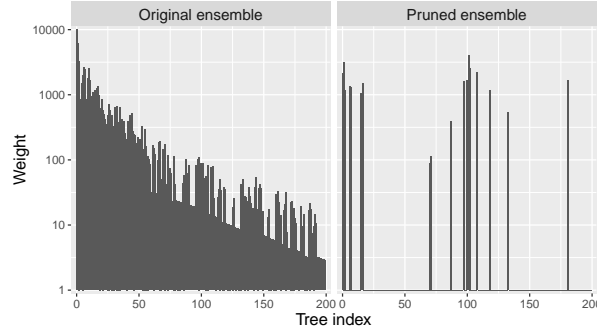


Figure 3: Weights of learners in the original and pruned ensembles on the FICO dataset with  $M = 200$ .

## 4.2 Analysis of the pruned ensembles

Our previous experiment shows that close to 90% of the base learners of AdaBoost ensembles are superfluous. That is, these learners can be effectively pruned without any change in the prediction function, if the remaining learners are reweighted adequately. We now study how FIPE is able to prune by jointly removing and reweighting the base learners. Figure 3 shows the weights of the active estimators in the original and pruned ensembles. It shows that some learners that seem to have a low predictive power in the original ensemble because they are created later in the training process (Figure 3 left) in fact have a large predictive power after pruning and reweighting (Figure 3 right). For instance, tree index 180 has a weight of around 30 in the original ensemble and a weight of around 1300 in the pruned model. Hence, it is possible to prune learners created early in the training process by assigning a large weight to later learners.



It is also interesting to observe that the size of the pruned ensemble grows significantly slower than the size of the original ensemble. This can be seen in Table 3, which shows the size of the pruned ensemble for varying sizes of the original ensemble. Yet, the test accuracy tends to increase with the size of the ensemble. This suggests that only a small percentage of the newly created learners have a significant predictive power.

**Result 3.** As boosted ensembles grow, their accuracy increases but they tend to have more superfluous base learners.

### 4.3 Comparison with “non-faithful” baselines

We compare FIPE with several baselines from other recent studies. To the best of our knowledge, we are the first to study functionally-identical pruning of ensembles. Hence, all existing baselines cannot guarantee faithfulness to the original ensemble. We implement the method of Guo et al. (2018) denoted as IMD, Lu et al. (2010) denoted as IC and Li, Yu, and Zhou (2012) denoted as DREP. We use the implementation from the pypruning package (Buschjäger and Morik, 2021). A key difference with our approach is that these methods require the size of the pruned ensemble as a hyperparameter. To ensure a fair comparison, we set the value of this hyperparameter as the size of the pruned ensemble identified by FIPE.

Table 4 shows the faithfulness FI of the pruned model to the original model as well as the test accuracy ACC of the pruned model. The results show that the baselines have significantly lower accuracy and faithfulness to the original model on average, regardless of the size of the original ensemble. Hence, FIPE outperforms all baselines w.r.t. both faithfulness and accuracy.

Table 4: Comparison of FIPE— $\|\cdot\|_1$  and non-faithful baselines for varying size of the original ensemble  $M$ . Results are averaged over all datasets and repetitions.

$M$	$\ w\ _0$		<b>Fi</b>	<b>ACC</b>
100	28.13	FIPE	<b>100.00%</b>	<b>85.55%</b>
		DREP	87.56%	81.68%
		IC	87.50%	80.56%
		IMD	37.08%	41.08%
200	39.55	FIPE	<b>100.00%</b>	<b>85.70%</b>
		DREP	86.71%	81.25%
		IC	87.33%	80.77%
		IMD	32.92%	37.57%
500	60.95	FIPE	<b>100.00%</b>	<b>85.83%</b>
		DREP	85.98%	80.72%
		IC	86.40%	80.29%
		IMD	28.06%	32.75%
1000	79.33	FIPE	<b>100.00%</b>	<b>85.66%</b>
		DREP	85.72%	80.70%
		IC	82.85%	79.04%
		IMD	34.95%	38.30%

**Result 4.** Functionally identical pruning guarantees that there is no decrease in test accuracy. In contrast, existing pruning methods have no guarantee and decrease the test accuracy in practice.

## 5 Related Literature

Many approaches have been proposed for ensemble pruning. We provide an overview of the closely related literature in this section, and refer an interested reader to Tsoumakas, Partalas, and Vlahavas (2009) and Chapter 6 of Zhou (2012) for a more exhaustive review.

**Pruning tree ensembles.** We can distinguish three main frameworks for pruning: order-based, cluster-based, and optimization-based. The first two are approximate and therefore do not guarantee that the pruned ensembles are of minimal size. Early approaches rank the elements of the ensemble and select them in a greedy fashion (Margineantu and Dietterich, 1997). This can be regularized by encouraging the diversity of the selected classifiers (Lu et al., 2010; Guo et al., 2018). Cluster-based pruning is performed in two steps: first, cluster the classifiers in representative groups, then select a representative element from these groups (see e.g. Giacinto, Roli, and Fumera, 2000).

A few optimization-based approaches have also been proposed. They are based on mixed-integer quadratic formulations, which typically do not scale to large models and datasets. Zhang et al. (2006) present a quadratic formulation and propose a relaxation based on semi-definite programming. Li, Yu, and Zhou (2012) and Cavalcanti et al. (2016) extend this idea with diversity measures.

Finally, an interesting stream of literature focuses on building models with small memory requirements (Kumar, Goyal, and Varma, 2017). Painsky and Rosset (2019) study how to compress random forests by encoding the trees into binary codes. Nakamura and Sakurada (2022) simplify tree ensembles by reducing the number of distinct splitting rules and sharing the rules across trees.

**Optimal pruning.** Optimal methodologies have demonstrated effectiveness across several pruning tasks. Sherali, Hobeika, and Jeenanunta (2009) present an optimal algorithm for pruning nodes of decision trees. Liu and Mazumder (2023) show how to jointly prune nodes of random forest ensembles using a coordinated-descent algorithm. The tree-based structure of tree ensembles is especially suitable for combinatorial optimization methods, allowing to adapt the training algorithm or post-process ensembles to improve fairness or interpretability (Carrizosa, Molero-Río, and Romero Morales, 2021). Combinatorial optimization methods have also proven successful for pruning large deep neural networks (Serra, Kumar, and Ramalingam, 2020; Yu et al., 2022; Benbaki et al., 2023; Meng et al., 2024).

**Faithfulness.** Functionally identical pruning introduces a significant shift in perspective compared to existing works. Traditionally, the question asked was “*given a target size, what is the best subset I should select from my ensemble?*”. In contrast, we look for the smallest reweighted subset of trees that provide the same prediction function. The closest work to ours is likely Vidal, Pacheco, and Schiffer (2020), who show how to transform a tree ensemble into a decision tree with an identical prediction function on the entire feature space. However, this born-again tree is computationally expensive to obtain and might grow exponentially large in some cases as some ensembles are not efficiently representable as single trees.

## 6 Conclusion

This paper proposed new methodological tools to prune additive tree ensembles while guaranteeing that their prediction function remains unchanged. Through extensive experimental analyses, we have demonstrated that boosted ensembles can be significantly compressed. This suggests that boosted ensembles have many superfluous learners, which can be removed entirely from the ensemble on the condition that the remaining learners are adequately reweighted. A significant advantage of such pruning is that, contrary to existing pruning methods, it guarantees that the test accuracy of the pruned ensemble does not decrease.

This work opens numerous research perspectives. First, while we focused on being certifiably identical to the original model on the entire feature space, it is worthwhile to study how to impose faithfulness on a subspace, such as the space of plausible observations as Parmentier and Vidal (2021). This might allow stronger compression. For most practical situations, it is possible to avoid using the combinatorial optimization oracle. Using an approximate oracle may lead to a faster algorithm that lacks the faithfulness certificate but might empirically be very close to the original model. Last but not least, pursuing a disciplined analysis of model compression with faithfulness guarantees for other machine learning models is a promising direction for future work.

## Acknowledgements

This work was supported by the Canada Excellence Research Chair in Data Science for Real-Time Decision-Making and the SCALE-AI Research Chair in Data-Driven Supply Chains. The authors would like to thank the anonymous reviewers for their valuable suggestions.

## References

- Amee, A. H.; Hossain, M. I.; Khan, S. F.; Farid, D. M.; et al. 2023. A novel pessimistic decision tree pruning approach for classification. In *International Conference on Electrical Information and Communication Technology*, 1–6. IEEE.
- Benbaki, R.; Chen, W.; Meng, X.; Hazimeh, H.; Ponomareva, N.; Zhao, Z.; and Mazumder, R. 2023. Fast as CHITA: Neural network pruning with combinatorial optimization. In *International Conference on Machine Learning*, 2031–2049. PMLR.
- Biau, G.; and Scornet, E. 2016. A random forest guided tour. *Test*, 25(2): 197–227.

- Breiman, L. 2001. Random forests. *Machine Learning*, 45(1): 5–32.
- Buschjäger, S.; and Morik, K. 2021. Improving the accuracy-memory trade-off of random forests via leaf-refinement. *arXiv preprint arXiv:2110.10075*.
- Carrizosa, E.; Molero-Río, C.; and Romero Morales, D. 2021. Mathematical optimization in classification and regression trees. *TOP*, 29(1): 5–33.
- Cavalcanti, G. D.; Oliveira, L. S.; Moura, T. J.; and Carvalho, G. V. 2016. Combining diversity measures for ensemble pruning. *Pattern Recognition Letters*, 74: 38–45.
- Chen, T.; and Guestrin, C. 2016. XGBoost: A scalable tree boosting system. In *Proceedings of the 22nd ACM SIGKDD International Conference on Knowledge Discovery and Data Mining*, 785–794.
- Giacinto, G.; Roli, F.; and Fumera, G. 2000. Design of effective multiple classifier systems by clustering of classifiers. In *International Conference on Pattern Recognition*, volume 2, 160–163. IEEE.
- Grinsztajn, L.; Oyallon, E.; and Varoquaux, G. 2022. Why do tree-based models still outperform deep learning on typical tabular data? *Advances in Neural Information Processing Systems*.
- Guo, H.; Liu, H.; Li, R.; Wu, C.; Guo, Y.; and Xu, M. 2018. Margin & diversity based ordering ensemble pruning. *Neurocomputing*, 275: 237–246.
- Hastie, T.; Rosset, S.; Zhu, J.; and Zou, H. 2009. Multi-class AdaBoost. *Statistics and its Interface*, 2(3): 349–360.
- Kantchelian, A.; Tygar, J. D.; and Joseph, A. 2016. Evasion and hardening of tree ensemble classifiers. In *International Conference on Machine Learning*, 2387–2396. PMLR.
- Ke, G.; Meng, Q.; Finley, T.; Wang, T.; Chen, W.; Ma, W.; Ye, Q.; and Liu, T.-Y. 2017. LightGBM: A highly efficient gradient boosting decision tree. *Advances in Neural Information Processing Systems*, 30.
- Kumar, A.; Goyal, S.; and Varma, M. 2017. Resource-efficient machine learning in 2 kb ram for the internet of things. In *International Conference on Machine Learning*, 1935–1944. PMLR.
- Li, N.; Yu, Y.; and Zhou, Z.-H. 2012. Diversity regularized ensemble pruning. In *Machine Learning and Knowledge Discovery in Databases: European Conference*, 330–345. Springer.
- Liu, B.; and Mazumder, R. 2023. ForestPrune: Compact depth-pruned tree ensembles. In *International Conference on Artificial Intelligence and Statistics*, 9417–9428. PMLR.
- Lu, Z.; Wu, X.; Zhu, X.; and Bongard, J. 2010. Ensemble pruning via individual contribution ordering. In *Proceedings of the 16th ACM SIGKDD International Conference on Knowledge Discovery and Data Mining*, 871–880.
- Margineantu, D. D.; and Dietterich, T. G. 1997. Pruning adaptive boosting. In *International Conference on Machine Learning*, 211–218.
- Martínez-Muñoz, G.; and Suárez, A. 2006. Pruning in ordered bagging ensembles. In *International Conference on Machine Learning*, 609–616.
- McElfresh, D.; Khandagale, S.; Valverde, J.; Prasad, C. V.; Ramakrishnan, G.; Goldblum, M.; and White, C. 2024. When do neural nets outperform boosted trees on tabular data? *Advances in Neural Information Processing Systems*, 36.
- Meng, X.; Ibrahim, S.; Behdin, K.; Hazimeh, H.; Ponomareva, N.; and Mazumder, R. 2024. OSSCAR: One-shot structured pruning in vision and language models with combinatorial optimization. In *International Conference on Machine Learning*.
- Nakamura, A.; and Sakurada, K. 2022. Simplification of Forest Classifiers and Regressors. *arXiv preprint arXiv:2212.07103*.
- Painsky, A.; and Rosset, S. 2019. Lossless compression of random forests. *Journal of Computer Science and Technology*, 34: 494–506.
- Parmentier, A.; and Vidal, T. 2021. Optimal counterfactual explanations in tree ensembles. In *International Conference on Machine Learning*, 8422–8431. PMLR.
- Pedregosa, F.; Varoquaux, G.; Gramfort, A.; Michel, V.; Thirion, B.; Grisel, O.; Blondel, M.; Prettenhofer, P.; Weiss, R.; Dubourg, V.; Vanderplas, J.; Passos, A.; Cournapeau, D.; Brucher, M.; Perrot, M.; and Duchesnay, E. 2011. Scikit-learn: Machine Learning in Python. *Journal of Machine Learning Research*, 12: 2825–2830.
- Probst, P.; and Boulesteix, A.-L. 2017. To tune or not to tune the number of trees in random forest. *Journal of Machine Learning Research*, 18(1): 6673–6690.

- Serra, T.; Kumar, A.; and Ramalingam, S. 2020. Lossless compression of deep neural networks. In *International Conference on Integration of Constraint Programming, Artificial Intelligence, and Operations Research*, 417–430. Springer.
- Sherali, H. D.; Hobeika, A. G.; and Jeenanunta, C. 2009. An optimal constrained pruning strategy for decision trees. *INFORMS Journal on Computing*, 21(1): 49–61.
- Tsoumakas, G.; Partalas, I.; and Vlahavas, I. 2009. An ensemble pruning primer. *Applications of Supervised and Unsupervised Ensemble Methods*, 1–13.
- Vidal, T.; Pacheco, T.; and Schiffer, M. 2020. Born-again tree ensembles. In *International Conference on Machine Learning*, 9743–9753. PMLR.
- Yu, X.; Serra, T.; Ramalingam, S.; and Zhe, S. 2022. The combinatorial brain surgeon: Pruning weights that cancel one another in neural networks. In *International Conference on Machine Learning*, 25668–25683. PMLR.
- Zhang, Y.; Burer, S.; Nick Street, W.; Bennett, K. P.; and Parrado-Hernández, E. 2006. Ensemble pruning via semi-definite programming. *Journal of Machine Learning Research*, 7(7).
- Zhou, Z.-H. 2012. *Ensemble methods: Foundations and algorithms*. CRC press, 1st edition.

## A Supplementary material: Method and implementation

### A.1 Proofs

*Proof of Proposition 2.2.* Vidal, Pacheco, and Schiffer (2020) have demonstrated how to transform a 3-SAT instance into an additive tree ensemble that predicts FALSE in the entire feature space if 3-SAT is FALSE, and otherwise has a non-trivial prediction function. Applying functionally identical pruning in the sense of Definition 2.1 to the forest henceforth leads to a compressed result with a single tree predicting FALSE if 3-SAT is FALSE, and to a different result otherwise. Given that 3-SAT is NP-complete, it follows that Problem (2) is NP-hard.  $\square$

*Proof of Theorem 3.1.* We consider the ensemble of trees  $\mathcal{T}_1, \dots, \mathcal{T}_M$  that are trained on the same dataset. Each tree  $\mathcal{T}_m$  is a piecewise constant function that divides the input space into  $J_m$  disjoint regions,  $R_{m,1}, \dots, R_{m,J_m}$ , with a constant prediction assigned to each region. This proves that the prediction function of any weighted ensemble will be identical across any region of the form  $\bigcap_{m=1}^M R_{m,j_m}$  for  $j_m \in \llbracket 1, J_m \rrbracket$ . The oracle will provide a new point only when there is a region where the predictions of the original and pruned ensembles differ. Consequently, the pruning process will terminate after a finite number of oracle calls at most equal to  $\prod_{m=1}^M J_m$ .  $\square$

### A.2 Feature consistency for additive tree ensembles

This section provides the additional constraints required in the separation oracle to ensure that the feature values are consistent with all the branching decisions. The formulation is taken from Parmentier and Vidal (2021).

**Binary features.** Let  $j$  be a binary feature. We assume that a split on the feature  $j$  is such that the tree branches to the left if the value of  $x_j$  is 0 and branches to the right otherwise. We consider the binary variable  $x_j$  that indicates if the value of  $x_j$  is 1. For each tree  $m$ , let  $\mathcal{V}_m^j$  be the set of nodes that split on binary feature  $j$ . We ensure that the value of  $x_j$  is consistent across the nodes of tree  $m$  with the constraints:

$$f_{m,\text{left}(v)} \leq 1 - x_j, \forall v \in \mathcal{V}_m^j, \quad (14a)$$

$$f_{m,\text{right}(v)} \leq x_j, \quad \forall v \in \mathcal{V}_m^j. \quad (14b)$$

Constraint (14a) ensures that the value of  $x_j$  is 1 if we cannot go to the left child at node  $v$ . Similarly, Constraint (14b) ensures that the value of  $x_j$  is 0 if we cannot go to the right child at node  $v$ .

**Categorical features.** Let  $j$  be a categorical feature. We assume that the categories of the feature  $j$  are given by  $\{1, 2, \dots, Z_j\}$ . We introduce the binary variable  $\nu_{j,z}$  to indicate whether the value of  $x_j$  is  $z$  for categorical feature  $j$  for  $z \in \llbracket 1, Z_j \rrbracket$ . First, we ensure that only a single category is active for a categorical feature using the constraint:

$$\sum_{z=1}^{Z_j} \nu_{j,z} = 1. \quad (15)$$

Constraint (15) ensures that the value of  $x_j$  is only one of the categories. For each tree  $m$ , let  $\mathcal{V}_m^{j,z}$  be the set of nodes that split on categorical feature  $j$  and branch to the right child if the value of  $x_j$  is  $z$ . We ensure that the value of  $\nu_{j,z}$  is consistent across the nodes of tree  $m$  with the constraints:

$$f_{m,\text{left}(v)} \leq 1 - \nu_{j,z}, \forall z \in \llbracket 1, Z_j \rrbracket, \forall v \in \mathcal{V}_m^{j,z}, \quad (16a)$$

$$f_{m,\text{right}(v)} \leq \nu_{j,z}, \quad \forall z \in \llbracket 1, Z_j \rrbracket, \forall v \in \mathcal{V}_m^{j,z}. \quad (16b)$$

Constraint (16a) ensures that, if the value of  $x_j$  is  $z$ , the path of point  $x$  in tree  $m$  at node  $v$  does not go to the left child. Similarly, constraint (16b) ensures that if the value of  $x_j$  is not  $z$ , the path of point  $x$  in tree  $m$  at node  $v$  goes to the right child.

## B Supplementary material: Computational experiments

This section presents the results of applying FIPE to various additive tree ensembles. The analysis includes:

- gradient-boosted trees (Gradient Boosting) using the implementation from the `scikit-learn` package (Pedregosa et al., 2011),
- random forests (Random Forest) also from the `scikit-learn` package,
- LightGBM using the implementation from Ke et al. (2017), and
- XGBoost using the implementation from Chen and Guestrin (2016).

All hyperparameters are kept at their default values, except for the maximum depth of the trees, which is set to one or three. The experimental settings and datasets are kept as in the experiments presented in Section 4. First, we provide a summary of FIPE’s pruning effectiveness on these tree ensembles, followed by detailed results for each ensemble.

### B.1 Summary of Results: Pruning and Accuracy

Table 5 presents the relative size of the ensemble after pruning with FIPE— $\|\cdot\|_1$  calculated as  $\|w\|_0/M$  along with the test accuracy averaged across all datasets. The results show that FIPE effectively prunes the ensemble in most cases. On average, Random Forests tend to be pruned more effectively by FIPE. There is no significant difference in ensemble size after pruning between the different boosted tree ensembles. Ensembles with a smaller maximum depth tend to have smaller relative pruned sizes. For a fixed maximum depth, the relative size of the pruned ensemble decreases as the number of base learners increases.

**Result 5.** FIPE can consistently prune various types of tree ensembles. The extent of pruning is relatively insensitive to the training algorithm and depends mostly on the maximum depth of each tree.

Table 5: Relative size of the pruned ensemble using FIPE— $\|\cdot\|_1$  and test accuracy for different tree ensembles and maximum tree depths.

	$M$	$\frac{\ w\ _0}{M}$			Test Accuracy		
		50	100	200	50	100	200
Ensemble	max depth						
AdaBoost	1	37.15%	26.95%	18.67%	78.92%	77.22%	75.48%
	3	79.71%	73.97%	67.92%	86.23%	86.47%	86.67%
Gradient Boosting	1	35.09%	27.81%	20.98%	84.57%	85.43%	85.73%
	3	79.71%	73.97%	67.92%	86.23%	86.47%	86.67%
LightGBM	1	35.05%	26.60%	19.53%	84.87%	85.73%	86.23%
	3	77.42%	73.34%	67.19%	86.61%	86.88%	86.96%
Random Forest	1	39.20%	28.67%	20.05%	80.41%	80.91%	81.15%
	3	77.29%	67.68%	58.77%	84.60%	84.68%	84.85%
XGBoost	1	33.29%	25.59%	18.94%	84.46%	85.32%	85.73%
	3	77.02%	71.98%	63.62%	86.11%	86.18%	86.52%

### B.2 Detailed results

We now present detailed results for the different tree ensembles. First, we compare the performance of FIPE— $\|\cdot\|_0$  and FIPE— $\|\cdot\|_1$  in Table 6 for varying maximum depth. The results are consistent with those presented in the main paper. That is, the amount of pruning of FIPE— $\|\cdot\|_1$  is often equal to the one of FIPE— $\|\cdot\|_0$  with only a fraction of the computation time. This is true for all the ensemble models and datasets. On average, the difference between FIPE— $\|\cdot\|_0$  and FIPE— $\|\cdot\|_1$  is larger as the maximum tree depth increases.

Free Lunch in the Forest:  
Functionally-Identical Pruning of Boosted Tree Ensembles

Table 6: Comparison of FIPE— $\|\cdot\|_0$  and FIPE— $\|\cdot\|_1$  for pruning tree ensembles with 50 base learners.

Ensemble	max depth	Dataset	FIPE— $\ \cdot\ _0$				FIPE— $\ \cdot\ _1$				ACC
			$\ w\ _0$	$K$	F1	Time (s)	$\ w\ _0$	$K$	F1	Time (s)	
Gradient Boosting	1	Breast-Cancer	13	15	100%	3 704	16	11	100%	6	96.93%
		COMPAS	7	5	100%	105	7	5	100%	4	66.02%
		ELEC2	21	8	100%	77	21	7	100%	32	74.68%
		FICO	13	8	100%	3 979	13	9	100%	11	70.91%
		HTRU2	7	3	100%	3	8	3	100%	5	96.96%
		House-16H	36	27	100%	4 469	38	20	100%	86	84.05%
		Ionosphere	14	18	100%	3 302	15	15	100%	10	92.11%
		Pima-Diabetes	19	9	100%	2 001	19	9	100%	5	73.90%
		PoL	13	6	100%	133	13	6	100%	8	90.83%
		Seeds	10	11	100%	1 675	16	9	100%	15	91.90%
		Spambase	24	25	100%	8 319	26	19	100%	42	91.94%
	3	Breast-Cancer	27	28	100%	2 355	33	24	100%	673	96.20%
		COMPAS	15	17	100%	4 201	27	11	100%	48	66.56%
		ELEC2	48	22	100%	1 247	50	21	100%	948	81.24%
		FICO	35	22	100%	16 489	46	16	100%	229	71.54%
		HTRU2	33	31	100%	3 467	39	29	100%	2 452	96.91%
		House-16H	49	31	100%	9 637	50	29	100%	8 205	87.20%
		Ionosphere	27	44	100%	7 371	35	32	100%	4 174	92.96%
		Pima-Diabetes	33	34	100%	15 037	43	30	100%	3 658	73.12%
		PoL	35	29	100%	2 505	42	25	100%	1 002	95.86%
		Seeds	26	22	100%	4 444	29	19	100%	3 716	93.33%
		Spambase	36	34	100%	44 650	46	33	100%	8 829	93.64%
LightGBM	1	Breast-Cancer	14	14	100%	3 397	16	12	100%	6	95.33%
		COMPAS	9	5	100%	90	9	5	100%	4	66.27%
		ELEC2	21	9	100%	121	21	8	100%	38	74.66%
		FICO	14	9	100%	4 153	14	9	100%	9	71.11%
		HTRU2	7	6	100%	7	8	5	100%	8	97.80%
		House-16H	36	26	100%	3 210	38	19	100%	77	84.18%
		Ionosphere	13	14	100%	2 836	15	13	100%	7	93.80%
		Pima-Diabetes	15	7	100%	641	16	7	100%	3	76.23%
		PoL	11	6	100%	37	11	5	100%	6	90.39%
		Seeds	13	14	100%	3 174	20	9	100%	14	91.90%
		Spambase	23	20	100%	3 169	25	18	100%	30	91.92%
	3	Breast-Cancer	26	30	100%	2 286	32	22	100%	281	96.64%
		COMPAS	14	16	100%	3 731	24	10	100%	37	66.40%
		ELEC2	45	20	100%	964	49	18	100%	347	80.96%
		FICO	36	21	100%	15 850	46	15	100%	169	71.49%
		HTRU2	32	31	100%	3 375	36	25	100%	598	97.98%
		House-16H	49	28	100%	7 440	50	31	100%	8 813	87.00%
		Ionosphere	27	43	100%	6 373	35	37	100%	4 432	94.37%
		Pima-Diabetes	32	30	100%	8 523	42	27	100%	1 806	75.45%
		PoL	29	23	100%	1 800	36	17	100%	114	95.49%
		Seeds	26	19	100%	3 103	32	17	100%	2 215	93.33%
		Spambase	34	28	100%	28 477	45	29	100%	7 012	93.59%



Free Lunch in the Forest:  
Functionally-Identical Pruning of Boosted Tree Ensembles

Ensemble	max depth	Dataset	FIPE- $\ \cdot\ _0$				FIPE- $\ \cdot\ _1$				ACC
			$\ w\ _0$	$K$	F1	Time (s)	$\ w\ _0$	$K$	F1	Time (s)	
Random Forest	1	Breast-Cancer	9	6	100%	256	10	5	100%	5	94.01%
		COMPAS	8	7	100%	159	8	6	100%	8	65.44%
		ELEC2	16	14	100%	749	18	13	100%	79	74.19%
		FICO	8	9	100%	145	8	6	100%	10	69.88%
		HTRU2	25	34	100%	2 898	26	29	100%	105	97.01%
		House-16H	24	20	100%	2 348	26	17	100%	46	77.31%
		Ionosphere	23	49	100%	4 535	28	33	100%	388	84.23%
		Pima-Diabetes	18	18	100%	690	19	15	100%	20	71.43%
		PoL	17	18	100%	1 307	17	15	100%	33	85.01%
		Seeds	21	19	100%	1 222	24	14	100%	52	82.86%
		Spambase	26	35	100%	6 291	31	29	100%	295	83.11%
	3	Breast-Cancer	27	33	100%	3 006	34	27	100%	1 118	97.08%
		COMPAS	21	23	100%	5 245	33	14	100%	88	66.34%
		ELEC2	35	32	100%	8 519	41	31	100%	3 131	74.65%
		FICO	31	23	100%	5 539	37	19	100%	171	70.60%
		HTRU2	29	38	100%	23 797	39	35	100%	5 152	97.63%
		House-16H	48	32	100%	8 040	50	35	100%	8 710	82.93%
		Ionosphere	27	36	100%	6 413	36	26	100%	4 702	93.80%
		Pima-Diabetes	31	34	100%	38 345	43	29	100%	4 229	77.14%
		PoL	30	36	100%	6 473	34	37	100%	4 406	91.38%
		Seeds	26	24	100%	8 701	31	22	100%	7 438	88.57%
		Spambase	36	36	100%	55 919	47	31	100%	6 025	90.51%
XGBoost	1	Breast-Cancer	13	15	100%	3 497	15	11	100%	6	97.08%
		COMPAS	7	5	100%	87	7	5	100%	3	65.85%
		ELEC2	20	7	100%	77	20	6	100%	31	74.65%
		FICO	13	8	100%	3 623	14	8	100%	10	70.76%
		HTRU2	9	4	100%	5	10	4	100%	6	97.56%
		House-16H	38	26	100%	3 238	39	21	100%	100	84.14%
		Ionosphere	11	13	100%	1 785	12	9	100%	5	91.27%
		Pima-Diabetes	17	8	100%	1 809	18	7	100%	4	74.29%
		PoL	11	5	100%	36	11	5	100%	6	90.38%
		Seeds	9	9	100%	967	14	6	100%	8	91.43%
		Spambase	22	22	100%	6 454	24	18	100%	32	91.62%
	3	Breast-Cancer	24	28	100%	2 404	31	19	100%	117	96.93%
		COMPAS	14	16	100%	3 859	25	10	100%	43	66.44%
		ELEC2	46	19	100%	916	50	18	100%	400	80.88%
		FICO	35	22	100%	17 804	45	16	100%	179	71.47%
		HTRU2	32	28	100%	4 155	37	24	100%	421	97.31%
		House-16H	49	32	100%	9 384	50	27	100%	6 663	87.04%
		Ionosphere	27	42	100%	5 878	33	31	100%	3 351	92.39%
		Pima-Diabetes	31	28	100%	9 966	41	25	100%	1 295	73.25%
		PoL	31	24	100%	1 814	38	19	100%	127	95.56%
		Seeds	24	19	100%	1 641	29	15	100%	278	92.38%
		Spambase	34	34	100%	53 950	45	34	100%	8 309	93.51%

Finally, Table 7 analyzes the scalability of FIPE-  $\|\cdot\|_1$  to ensembles of size 100 and 200. Again, the results are consistent with those presented in Section 4. The amount of pruning as the number of base learners increases and tends to decrease with the maximum depth of the trees. Additionally, the relative size of the pruned ensemble is heavily dependent on the dataset. For ensembles of size  $M = 200$ , FIPE-  $\|\cdot\|_1$  can always prune the ensemble, even if the amount of pruning is relatively low for more complex datasets such as ELEC2 or House-16H.

Free Lunch in the Forest:  
Functionally-Identical Pruning of Boosted Tree Ensembles

Table 7: Pruning with FIPE— $\|\cdot\|_1$  on tree ensembles with 100 and 200 base learners.

Ensemble	max depth	Dataset	$M = 100$					$M = 200$				
			$\ w\ _0$	$K$	F1	ACC	Time (s)	$\ w\ _0$	$K$	F1	ACC	Time (s)
Gradient Boosting	1	Breast-Cancer	21	17	100%	96.50%	22	24	23	100%	95.91%	73
		COMPAS	9	5	100%	66.54%	8	10	8	100%	66.53%	32
		ELEC2	31	11	100%	76.12%	159	48	16	100%	79.62%	492
		FICO	16	11	100%	71.02%	45	17	13	100%	71.28%	112
		HTRU2	22	12	100%	97.20%	78	40	25	100%	96.52%	380
		House-16H	67	45	100%	85.68%	1 122	108	66	100%	86.63%	4 122
		Ionosphere	25	28	100%	92.96%	113	41	40	100%	93.52%	571
		Pima-Diabetes	30	17	100%	73.77%	29	42	29	100%	73.25%	127
		PoL	18	9	100%	93.26%	34	29	15	100%	93.05%	130
		Seeds	29	13	100%	93.81%	52	37	14	100%	92.86%	131
		Spambase	39	37	100%	92.88%	558	66	59	100%	93.88%	2 584
	3	Breast-Cancer	63	39	100%	96.50%	5 202	113	63	100%	96.64%	43 245
		COMPAS	37	13	100%	66.35%	141	51	16	100%	66.34%	527
		ELEC2	99	44	100%	82.27%	15 053	194	64	100%	83.87%	48 243
		FICO	81	23	100%	71.44%	1 145	141	33	100%	71.20%	6 555
		HTRU2	78	53	100%	96.64%	20 307	153	71	100%	96.54%	31 339
		House-16H	100	57	100%	87.94%	54 952	191	79	100%	88.17%	9 291
		Ionosphere	62	59	100%	93.24%	24 024	114	69	100%	93.80%	42 281
		Pima-Diabetes	77	49	100%	71.82%	20 509	140	63	100%	71.69%	22 066
		PoL	80	50	100%	96.82%	18 574	149	87	100%	97.65%	9 716
		Seeds	54	29	100%	93.81%	32 568	103	50	100%	92.86%	28 115
		Spambase	83	32	100%	94.29%	9 570	145	50	100%	94.64%	26 551
LightGBM	1	Breast-Cancer	19	16	100%	95.77%	19	24	23	100%	95.62%	70
		COMPAS	10	6	100%	66.51%	11	11	8	100%	66.61%	30
		ELEC2	30	10	100%	75.89%	117	46	17	100%	79.52%	535
		FICO	16	11	100%	71.41%	33	17	13	100%	71.58%	105
		HTRU2	20	13	100%	97.84%	75	32	24	100%	97.86%	376
		House-16H	64	43	100%	85.57%	1 030	102	74	100%	86.56%	5 067
		Ionosphere	23	25	100%	93.80%	57	36	41	100%	93.80%	588
		Pima-Diabetes	27	15	100%	76.36%	22	38	24	100%	76.36%	92
		PoL	17	9	100%	92.85%	29	26	14	100%	93.29%	99
		Seeds	30	12	100%	93.81%	39	37	16	100%	93.33%	114
		Spambase	37	32	100%	93.16%	345	60	52	100%	94.03%	1 782
	3	Breast-Cancer	64	39	100%	96.93%	4 481	116	58	100%	96.50%	22 225
		COMPAS	40	13	100%	66.63%	142	51	15	100%	66.60%	513
		ELEC2	97	41	100%	81.71%	12 631	191	65	100%	83.03%	55 810
		FICO	81	23	100%	71.63%	1 227	136	31	100%	71.41%	7 335
		HTRU2	69	45	100%	98.01%	12 332	136	66	100%	98.03%	44 612
		House-16H	100	46	100%	87.92%	36 836	192	65	100%	88.22%	37 741
		Ionosphere	66	46	100%	93.80%	12 249	118	47	100%	93.80%	16 319
		Pima-Diabetes	78	42	100%	74.94%	10 830	141	58	100%	73.25%	32 897
		PoL	74	46	100%	96.31%	9 341	144	62	100%	97.28%	40 006
		Seeds	58	23	100%	93.33%	14 620	110	36	100%	93.33%	48 061
		Spambase	82	32	100%	94.44%	9 762	144	43	100%	95.07%	24 161

Free Lunch in the Forest:  
Functionally-Identical Pruning of Boosted Tree Ensembles

Ensemble	max depth	Dataset	$M = 100$					$M = 200$				
			$\ w\ _0$	$K$	F1	ACC	Time (s)	$\ w\ _0$	$K$	F1	ACC	Time (s)
Random Forest	1	Breast-Cancer	11	6	100%	94.31%	12	12	8	100%	94.74%	35
		COMPAS	9	6	100%	65.54%	17	9	8	100%	65.20%	44
		ELEC2	25	20	100%	74.27%	309	35	30	100%	74.26%	939
		FICO	10	6	100%	70.15%	24	11	7	100%	70.12%	60
		HTRU2	41	46	100%	97.08%	527	63	76	100%	97.07%	2 277
		House-16H	41	30	100%	78.32%	335	56	49	100%	78.41%	1 329
		Ionosphere	42	53	100%	83.10%	1 708	60	70	100%	83.10%	3 123
		Pima-Diabetes	30	26	100%	71.56%	87	42	35	100%	71.30%	368
		PoL	23	28	100%	88.97%	203	30	39	100%	88.98%	747
		Seeds	41	22	100%	83.81%	189	62	32	100%	86.19%	674
		Spambase	44	40	100%	82.93%	1 037	61	61	100%	83.24%	2 570
	3	Breast-Cancer	60	45	100%	97.23%	6 405	112	70	100%	96.93%	22 087
		COMPAS	48	16	100%	66.37%	241	58	16	100%	66.32%	640
		ELEC2	72	56	100%	74.73%	15 962	127	89	100%	74.61%	56 155
		FICO	65	28	100%	70.68%	655	116	36	100%	70.81%	2 083
		HTRU2	67	53	100%	97.70%	21 656	119	71	100%	97.69%	41 486
		House-16H	98	57	100%	82.88%	35 409	173	97	100%	82.89%	11 227
		Ionosphere	62	32	100%	94.37%	6 405	115	37	100%	94.65%	9 115
		Pima-Diabetes	73	47	100%	76.88%	18 180	126	63	100%	76.88%	43 545
		PoL	61	55	100%	91.20%	17 642	111	82	100%	91.34%	45 545
		Seeds	57	34	100%	88.57%	31 675	98	49	100%	90.21%	30 249
		Spambase	81	36	100%	90.92%	9 801	139	43	100%	90.99%	21 500
XGBoost	1	Breast-Cancer	19	16	100%	97.08%	17	21	18	100%	96.20%	45
		COMPAS	9	5	100%	66.53%	8	10	8	100%	66.54%	29
		ELEC2	29	9	100%	75.91%	123	44	16	100%	79.44%	472
		FICO	16	10	100%	71.01%	38	17	12	100%	71.35%	93
		HTRU2	18	10	100%	97.68%	62	36	21	100%	97.64%	311
		House-16H	65	46	100%	85.63%	1 179	102	63	100%	86.52%	3 743
		Ionosphere	22	23	100%	92.96%	54	35	39	100%	92.96%	440
		Pima-Diabetes	27	14	100%	74.16%	21	39	24	100%	73.38%	92
		PoL	17	11	100%	92.86%	39	26	15	100%	93.26%	111
		Seeds	21	10	100%	91.90%	31	28	12	100%	92.38%	75
		Spambase	38	36	100%	92.77%	503	58	47	100%	93.40%	1 444
	3	Breast-Cancer	55	32	100%	96.64%	1 241	93	46	100%	96.50%	5 514
		COMPAS	40	14	100%	66.47%	151	50	15	100%	66.43%	466
		ELEC2	97	39	100%	81.86%	11 331	188	66	100%	83.28%	50 598
		FICO	81	25	100%	71.39%	1 168	138	32	100%	71.33%	6 175
		HTRU2	75	50	100%	97.31%	15 827	144	64	100%	97.30%	23 872
		House-16H	100	52	100%	87.81%	45 517	190	96	100%	88.13%	11 554
		Ionosphere	61	49	100%	91.83%	12 418	97	50	100%	92.68%	13 430
		Pima-Diabetes	74	44	100%	72.34%	12 699	134	58	100%	71.69%	38 776
		PoL	75	47	100%	96.26%	8 204	142	67	100%	97.21%	39 919
		Seeds	54	25	100%	91.43%	2 615	82	35	100%	91.90%	11 310
		Spambase	81	34	100%	94.59%	11 413	142	45	100%	95.24%	26 334