

More Text, Less Point: Towards 3D Data-Efficient Point-Language Understanding

Yuan Tang^{1,*}, Xu Han^{1,*}, Xianzhi Li^{1, 2, †}, Qiao Yu¹, Jinfeng Xu¹,
Yixue Hao^{1,3}, Long Hu^{1,3}, Min Chen^{4,5}

¹Huazhong University of Science and Technology, ²Guangdong Intelligent Robotics Institute

³Guangdong HUST Industrial Technology Research Institute, ⁴South China University of Technology, ⁵Pazhou Laboratory
{yuan_tang, xhanxu, xzli, qiaoyu_epic, yixuehao, hulong}@hust.edu.cn, jinfengxu.edu@gmail.com, minchen@ieee.org

Abstract

Enabling Large Language Models (LLMs) to comprehend the 3D physical world remains a significant challenge. Due to the lack of large-scale 3D-text pair datasets, the success of LLMs has yet to be replicated in 3D understanding. In this paper, we rethink this issue and propose a new task: 3D Data-Efficient Point-Language Understanding. The goal is to enable LLMs to achieve robust 3D object understanding with minimal 3D point cloud and text data pairs. To address this task, we introduce GreenPLM, which leverages more text data to compensate for the lack of 3D data. First, inspired by using CLIP to align images and text, we utilize a pre-trained point cloud-text encoder to map the 3D point cloud space to the text space. This mapping leaves us to seamlessly connect the text space with LLMs. Once the point-text-LLM connection is established, we further enhance text-LLM alignment by expanding the intermediate text space, thereby reducing the reliance on 3D point cloud data. Specifically, we generate 6M free-text descriptions of 3D objects, and design a three-stage training strategy to help LLMs better explore the intrinsic connections between different modalities. To achieve efficient modality alignment, we design a zero-parameter cross-attention module for token pooling. Extensive experimental results show that GreenPLM requires only 12% of the 3D training data used by existing state-of-the-art models to achieve superior 3D understanding. Remarkably, GreenPLM also achieves competitive performance using text-only data.

Code — <https://github.com/TangYuan96/GreenPLM>

Introduction

Recent advancements in large language models (LLMs) have revolutionized natural language processing, demonstrating emergent intelligence and exceptional capabilities in language understanding and generation (OpenAI 2023; Yang et al. 2024a; Dubey et al. 2024; Team et al. 2023). However, LLMs are *blind* to the 3D physical world because they lack the ability to capture and understand 3D objects. Solving this challenging multimodal 3D-language understanding task could benefit many applications, such as autonomous driving, robotics and embodied AI (Driess et al. 2023; Fu et al. 2024; Brohan et al. 2023).

*Equal contribution.

†Corresponding author.

Copyright © 2025,

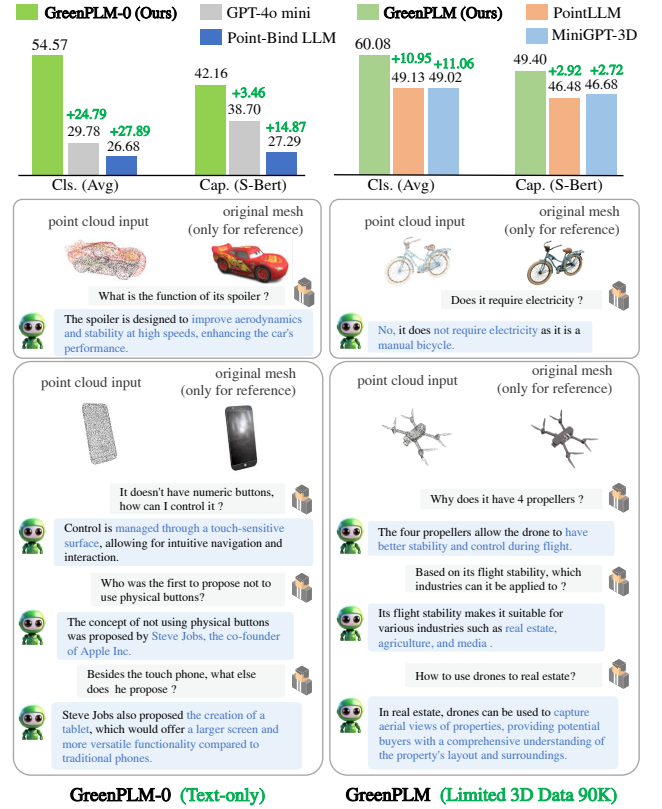


Figure 1: We propose GreenPLM, which expands the text space to reduce the need for 3D data. GreenPLM achieves strong 3D understanding using just 12% of the 3D data or even with text-only data.

Inspired by CLIP (Radford et al. 2021), multimodal large language models (MLLMs) can map different modality inputs to a text space closer to LLMs using pre-trained multimodal encoders, enabling LLMs to understand data beyond just language. Existing 3D point-language models follow a similar approach, applying LLMs to 3D understanding by learning from 3D point-text data pairs (Luo et al. 2024; Qi et al. 2024b). For example, PointLLM (Xu et al. 2023) and ShapeLLM (Qi et al. 2024a) employ pre-trained multimodal point cloud encoders (Xue et al. 2024; Qi et al. 2024a), map-

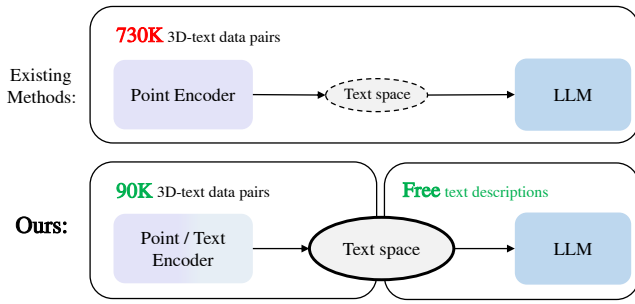


Figure 2: Existing methods like PointLLM use massive 3D-text data ($\sim 730K$) to enhance the point-text mapping, therefore realize point-language understanding, while we can also achieve this with only a small number of 3D data ($\sim 90K$) and free-text descriptions for better point-LLM alignment.

ping the point cloud space to the text space. This leaves the alignment of point cloud with LLMs to only align the text space with LLMs, which is relatively easier for LLMs. Finally, they propose to train the 3D-LLMs with large amount of 3D-text data pairs, thus enhancing the LLMs’ 3D understanding capabilities. However, this field remains under-explored. The primary reason is that training LLMs requires billions of datas, while 3D-text pair data is scarce because 3D data itself is hard to acquire and requires expensive annotations. Consequently, the scaling law that drives LLMs success are difficult to achieve in the 3D domain, directly limiting the development of 3D foundation models.

In this paper, we revisit the 3D data bottleneck and pose a question: *Can we achieve robust 3D understanding with minimal 3D data?* To answer this question, we propose a new task: 3D Data-Efficient Point-Language Understanding (3DEPL). The goal is to enable LLMs to achieve robust 3D understanding using as little 3D point cloud-text data pairs as possible. This requires the model to explore the intrinsic connections between different modalities, and effectively leverage the powerful language comprehension capabilities of LLMs to achieve data-efficient 3D understanding.

To address this data-limited multimodal alignment problem, we propose GreenPLM. Intuitively, as shown in Fig. 2, we observe that after establishing the *point-text-LLM* connection, instead of increasing point-text data pairs to optimize the *point-text* mapping like in existing methods (Xu et al. 2023; Qi et al. 2024a), we can also enhance the *text-LLM* alignment by simply adding more text data. This approach can also improve the point-LLM alignment and, more importantly, reduce the reliance on point-text data pairs, shifting the data bottleneck from expensive and scarce 3D-text data to abundant and cheap text data. That is, the text-LLM alignment method fits perfectly with the goal of 3D data-efficient point-language understanding, also offers an alternative solution for aligning point clouds with LLMs, enabling GreenPLM to achieve robust 3D understanding even with limited 3D data.

In detail, GreenPLM solves the 3DEPL task with key techniques across three perspectives: data, training strategy, and model architecture. (1) We bring T3D dataset, a 6M text dataset of 3D object descriptions and conversations for free,

the largest to our knowledge, to expand the text space for better *text-LLM* alignment and compensate for the scarcity of expensive 3D data. (2) We propose a 3-stage training strategy designed to help LLMs better uncover the intrinsic connections between different modalities. Specifically, we propose a coarse-to-fine training approach, progressing from data to model. The first two stages fine-tune the LLMs with text-only data, while the final stage uses minimal 3D data for further point-LLMs alignment. (3) From the architecture’s perspective, we design a parameter-free cross-attention module for token pooling, namely 0M-Pooling, which better utilizes the encoder’s output tokens, thereby aligning point clouds with LLMs more effectively. This, we can achieve excellent performance with only an efficient LLM (Abdin et al. 2024). Together, we can complete training in just 26.6 hours using a single 3090 GPU (24GB), leaving opportunities for efficient end-side deployment.

To fairly and reasonably evaluate the models, we introduce a new metric to measure the efficiency of 3D data usage, and establish a new evaluation benchmark based on open-source LLMs. Experimental results show that our GreenPLM outperforms previous models using only 12% of the 3D data. It even surpasses GPT4Point (660K) (Qi et al. 2024b) without any 3D data, maintaining extremely 3D data-efficient point-language understanding, which demonstrates the effectiveness of our approach. The contributions of this paper are as follows:

- We introduce a new task of 3D data-efficient point-language understanding, aiming to enable LLMs to achieve robust 3D understanding with minimal 3D data.
- We propose GreenPLM to tackle this 3D data-limited task from a novel perspective, enhancing point-LLM alignment with more free-text data. Specifically, we introduce a 6M T3D dataset, design a 3-stage training strategy, and present a 0M-Pooling module for token pooling.
- We introduce the Accuracy-to-3D-Data Ratio (A3DR) to measure the efficiency of 3D data usage and establish an evaluation benchmark based on open-source LLMs.
- GreenPLM outperforms previous models using only 12% of 3D data and even surpasses GPT4Point (660K 3D data) using only text, demonstrating superior 3D data efficiency.

Related Work

3D Point-Language Understanding

To enable LLMs to understand the 3D physical world, early attempt (Hong et al. 2023) projects 3D point clouds into 2D images, relying on 2D-LLMs for comprehension. However, 2D-based method lose crucial 3D information, leading to issues like occlusion, ambiguity, and hallucination. Point-Bind LLM (Guo et al. 2023) attempts to establish a 3D-2D-LLM connection, but this non-robust link leads to unstable performance. Recently, with the availability of large-scale 3D-text data (Luo et al. 2024; Qi et al. 2024b) and multi-modal encoders, methods like PointLLM (Xu et al. 2023) and ShapeLLM (Qi et al. 2024a) connect point encoders with LLMs and fine-tune the 3D Point Cloud-LLMs (3D-LLMs) using vast amounts of 3D-text data. Unfortunately, compared

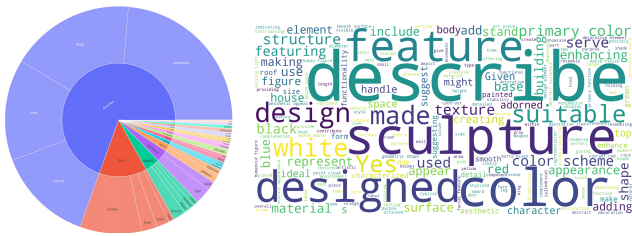


Figure 3: T3D dataset distribution.

Data Type	Size	Sample
Caption	1M	A 3D model of a friendly white dog...
Brief Desc.	1M	Q: Summarize the 3D point cloud object briefly. A: The 3D object is a white dog model...
Detail Desc.	1M	Q: Offer a detailed description of this point cloud. A: This 3D object depicts a white dog sitting...
Single Conv.	3M	Q: What is the posture of the dog? A: The dog is sitting upright. ...
Multi Conv.	1M	Q1: What type of animal does the 3D model represent? A1: The 3D model represents a dog. Q2: Can you describe the dog's posture? A2: The dog is sitting upright.

Table 1: 3D object description and conversations of T3D.

to images, 3D-text data remains extremely scarce (LAION-5B vs. Objaverse-1M) (Schuhmann et al. 2022; Deitke et al. 2023) and expensive, let alone the near infinite and free text data, making it challenging to build powerful 3D foundation models according to the scaling law. Also, training 3D-LLMs is resource-intensive, often requiring 8xA100 GPUs for hundreds of hours. Although MiniGPT-3D (Tang et al. 2024) reduces training time to 26.8h on a single GPU, the 3D data bottleneck persists. Our GreenPLM proposes to solve this 3D data bottleneck by leveraging extensive text data to compensate for the lack of 3D data, and introducing a 3-stage training strategy for effective and efficient alignment.

Multimodal Encoders in 3D-LLM

The encoder maps raw data into a more compact embedding space, which can then be aligned with LLMs. To reduce the training cost, one can intuitively employ a multimodal pre-trained encoder, such as CLIP (Radford et al. 2021), which has been trained on text-image pairs, for aligning 2D images with LLMs. This makes it easier to align data from different modalities with LLMs. Similarly, some existing 3D-LLMs use multimodal pre-trained encoders (Huang et al. 2023; Xue et al. 2023; Qi et al. 2023; Gao et al. 2024; Chen et al. 2024a) to map point clouds into embedding space, followed by fine-tuning the 3D-LLM. However, even without training the encoder, constructing the 3D-LLM still requires a vast amount of point-text data (Xu et al. 2023; Zhou et al. 2023; Qi et al. 2024a; Tang et al. 2024). We observe that existing methods underutilize the potential of the text encoder, only focusing on aligning point encoder with LLM. In contrast, we propose leveraging the cost-efficient text space and the text encoder to reduce the dependency on 3D data.

Method

To enable LLMs to achieve robust 3D understanding with minimal 3D data, we propose using more text data to reduce reliance on 3D data. First, we generate a 6M text dataset of 3D object descriptions and conversations. Then, to better uncover connections between different modalities, we design a 3-stage training strategy. Finally, we introduce a parameter-free token pooling module to efficiently utilize information from the encoder’s output token sequence. The details of these three parts are as follows.

3D Object Description and Conversation Dataset

Leveraging multimodal pre-trained encoders, we propose using large amounts of text data to compensate for the lack of 3D data pairs. Specifically, we first align the text encoder with the LLM using extensive text data. Since the text encoder is already aligned with the point encoder, we then only need a small amount of 3D data for point encoder-LLM alignment.

To achieve this, we bring T3D, a 6M text dataset of 3D object descriptions and conversations. Fig. 3 shows the verb-noun distribution and a visualized word cloud. Instead of using the closed-source GPT-4 (OpenAI 2023), we use the equally powerful open-source model Qwen2-72B-Instruct (Yang et al. 2024a) to construct this dataset. We select object categories from Cap3D (Luo et al. 2024) and DiffuRank (Luo, Johnson, and Lee 2024), and we design prompts to generate 5 types of data: 1M captions, 1M brief descriptions, 1M detailed descriptions, 3M single-round conversations, and 1M multi-round conversations. The object descriptions help the LLMs learn rich semantic knowledge, while the conversations enable the LLMs to extract useful information from the context to improve 3D understanding. Notably, this dataset is constructed without any manual annotation or post-processing, requiring only minimal model inference cost. Five types of data, totaling 6M samples in the Caption-Question-Answer format, are shown in Table 1. During training, we input the Caption into the text encoder, pass the encoded tokens through a projector, and then input them along with the Question into the LLM, which outputs a response to calculate the loss against the Answer. More detailed prompts and distributions are in Appendix.

3-Stage Training Strategy

For better multimodal encoder-LLM alignment and minimizing the use of 3D point-text data pairs, we propose a 3-stage training strategy, as shown in Fig. 4. Our design principle is to first use a large amount of text data to align the text encoder with the LLM via a MLP projector (Stage I and II). Then, using only a small amount of 3D point-text datas, we align the point cloud encoder with the LLM via the same projector (Stage III). Specifically, for each stage, we will introduce the pipeline, trainable layers, and data aspects as follows.

Stage I is shown in Fig. 4(a). First, we input a text caption D of a 3D object into the pre-trained text encoder f_{text} , obtaining the global text embedding C_t as the encoder output. C_t is then passed through a learnable MLP projector f_{proj} to connect with the LLM f_{LLM} . The LLM input consists of the projector output $f_{proj}(C_t)$, and the text tokens of an

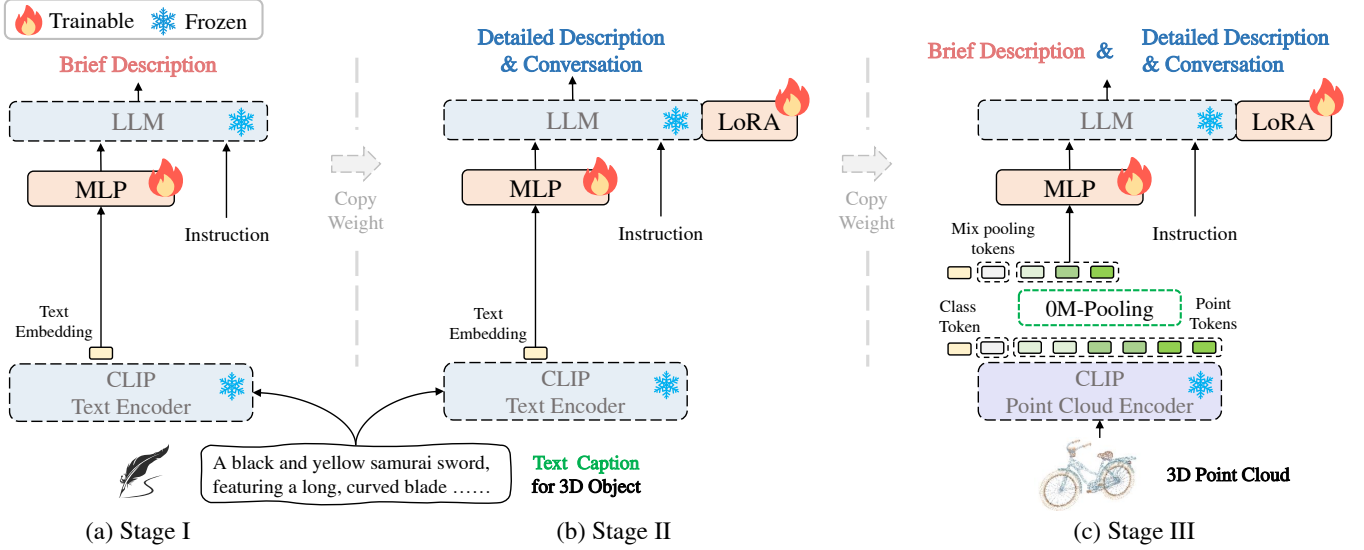


Figure 4: Illustration of 3-Stage Training Strategy. We expand the text space by feeding more text data in Stage I & II, thus reduce the demand of 3D data in Stage III. We input the text/point cloud to the encoders, then align with LLM via a MLP projector. Additionally, we design a 0M-Pooling module to efficiently compress the token sequence output by point encoder.

instruction prompt I , such as “What is this?”. Finally, the LLM outputs a brief description R_{brief} of the 3D object, which can be used to calculate the loss with the ground-truth description. The formulas are as follows:

$$C_t = f_{text}(D), \quad (1)$$

$$R_{brief} = f_{LLM}(f_{proj}(C_t), h(I)), \quad (2)$$

where h is the LLM’s tokenizer.

Trainable Layers & Data: Note that, only the projector f_{proj} is a trainable MLP, while the rest, including the text encoder f_{text} and LLM f_{LLM} , have frozen weights. We train the model using a large dataset of brief descriptions (1M) from our T3D dataset, as shown in Tab. 1.

Stage II is shown in Fig. 4(b), Stage II is similar to Stage I. We also first input a caption of a 3D object into the text encoder f_{text} , then extract the global text embedding and pass it to the projector f_{proj} . The projector output, along with a complex instruction, is then fed to the LLM f_{LLM} . Finally, the LLM outputs detailed description and conversation results, which are then used to calculate the loss.

Trainable Layers & Data: The differences from Stage I are as follows: (1) The weights of the projector f_{proj} are copied from Stage I for initialization and remain trainable. (2) We use LoRA (Hu et al. 2021) to train the LLM f_{LLM} in this stage to achieve better multimodal alignment. The text encoder f_{text} remains frozen. We use only 210K detailed descriptions and conversation data for 3D objects from our T3D dataset, such as describing an object in ~ 50 words and engaging in multi-turn conversations, as shown in Tab. 1.

Notably, to enhance the perception robustness of the LLM, we add Gaussian noise to the encoder’s output features to simulate the semantic discrepancies between different modalities, inspired by Chen et al. (2024b). After two stages of pure text training, our GreenPLM acquires the ability to comprehend

raw 3D point clouds by directly replacing the text encoder f_{text} with a paired point encoder f_{pc} from Uni3D (Zhou et al. 2023) without weight tuning.

Stage III is shown in Fig. 4(c), we use 3D point cloud as input. The 3D point cloud P is fed into the point cloud encoder f_{pc} to output a token sequence. Unlike previous stages that use only the global text embedding (corresponding to the class token in the point encoder) for the projector, in this stage, we extract representations from all tokens T_{pc} to more effectively leverage information from the point encoder. To reduce the token sequence length for efficiency, we introduce a parameter-free token pooling module based on cross-attention, namely 0M-Pooling, which compresses the token length from 512 to 32. The pooled point tokens T_{pc}^p , along with three tokens from Mix-pooling and the class token C_{pc} , are input to the projector. Thus, the projector f_{proj} receives $32+3+1=36$ tokens. We then feed the projector’s output, along with the instruction I , into f_{LLM} to generate the predict responses R_{pred} of descriptions or conversations. The responses will be used to compute loss with the ground truth. This stage can be formulated as:

$$[C_{pc}, T_{pc}] = f_{pc}(P), \quad T_{pc}^p = \text{0M-Pooling}(T_{pc}), \quad (3)$$

$$R_{pred} = f_{LLM}(f_{proj}(C_{pc}, \text{Mix}(T_{pc}), T_{pc}^p), h(I)), \quad (4)$$

where Mix represents Mix-pooling of max, mean, and sum.

Trainable Layers & Data: Similar to Stage II, the weights of projector f_{proj} here are copied from the previous stage and then still kept trainable. We continue using LoRA (Hu et al. 2021) to train f_{LLM} for efficient point-LLM alignment. The normalization layers and MLP in Uni3D (Zhou et al. 2023) used to align the point and text encoders are fine-tuned for 0M-Pooling output, with other weights frozen. In this stage, we train using only a small amount of 3D-text pairs (90K).

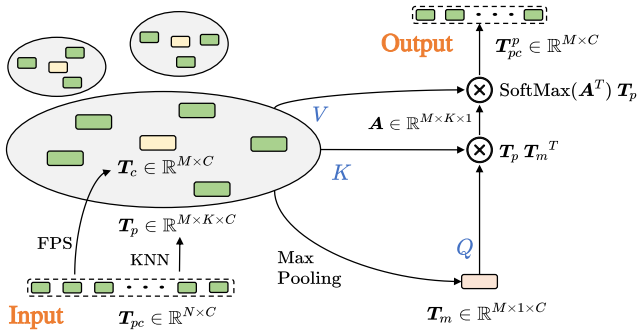


Figure 5: Illustration of 0M-Pooling, which compresses N tokens to M tokens ($M \ll N$).

Loss Function For all training stages, given a pair of LLM output \mathbf{R} and text ground truth \mathbf{y} , GreenPLM is optimized under a causal language modeling objective (Liu et al. 2018):

$$\mathcal{L} = \text{CrossEntropyLoss}(\mathbf{R}, \mathbf{h}(\mathbf{y})), \quad (5)$$

where CrossEntropyLoss is the cross-entropy loss, and \mathbf{h} denotes the LLM’s tokenizer.

0M-Pooling

To fully leverage the output of the point cloud encoder, we extract information from all output tokens \mathbf{T}_{pc} , not just the class token, while reducing computational load. As shown in Fig. 5, we design a zero-parameter token pooling module based on cross-attention, namely 0M-Pooling, which compresses the 512 output tokens down to 32 tokens, without introducing any learnable parameters, defined as:

$$\begin{aligned} \mathbf{T}_c &= \text{FPS}(\mathbf{T}_{pc}), & \mathbf{T}_p &= \text{KNN}(\mathbf{T}_c, \mathbf{T}_{pc}), \\ \mathbf{T}_m &= \text{MaxPool}(\mathbf{T}_p), & \mathbf{T}_{pc}^p &= \text{SoftMax}((\mathbf{T}_p \mathbf{T}_m^T)^T) \mathbf{T}_p, \end{aligned} \quad (6)$$

where $\mathbf{T}_{pc} \in \mathbb{R}^{N \times C}$ ($N = 512$) is the output point token sequence of the point cloud encoder, $\mathbf{T}_c \in \mathbb{R}^{M \times C}$ ($M = 32$) is the central token gained via farthest point sampling (FPS) from \mathbf{T}_{pc} , and $\mathbf{T}_p \in \mathbb{R}^{M \times K \times C}$ ($K = 8$) represents the K-Nearest Neighborhood (KNN) tokens of \mathbf{T}_c within \mathbf{T}_{pc} . Then, we pass \mathbf{T}_p to Max Pooling on the K dimension to get $\mathbf{T}_m \in \mathbb{R}^{M \times 1 \times C}$. Finally, we use cross-attention in Equ.(6) to aggregate information from $\mathbf{T}_{pc} \in \mathbb{R}^{512 \times C} \rightarrow \mathbf{T}_{pc}^p \in \mathbb{R}^{32 \times C}$. We obtain the compressed token \mathbf{T}_{pc}^p using zero trainable parameters. Notely, the \mathbf{T}_{pc} input to 0M-Pooling is from the point encoder’s second-to-last layer.

Experiment

Implementation details. We use Phi-3 (Abdin et al. 2024) as the LLM backbone, with EVA-CLIP-E (Sun et al. 2023) and ViT (Dosovitskiy et al. 2020) both trained by Uni3D (Zhou et al. 2023) as the text encoder and point encoder, respectively. The point encoder outputs 512+1 tokens, each with $C = 1024$. The MLP projector consists of two linear layers and a GeLU activation, mapping the encoder’s output tokens to tokens with 3072 dimensions of Phi-3. Our GreenPLM has

63.3M trainable parameters and requires only 26.6 hours of training on a single 3090 GPU. Besides the standard 3-stage training of GreenPLM, we also train GreenPLM-0 with text-only data, utilizing only Stages I and II. During inference, we simply replace the text encoder in GreenPLM-0 with the point encoder from Uni3D without weight tuning. More detailed training settings are included in Appendix.

Baselines. To validate our 3D data-free capability, we compared GreenPLM-0 with the SoTA 2D-LLMs, InstructBLIP and LLaVA, as well as the 3D-2D-LLM model Point-Bind LLM (Guo et al. 2023). To evaluate GreenPLM with limited 3D data, we choose the SoTA 3D-LLMs PointLLM (Xu et al. 2023) and MiniGPT-3D (Tang et al. 2024). For fairness, we train both using the same 90K limited 3D point-text datas.

Evaluation Settings. An efficient and accurate model evaluation method is a shared goal in the MLLM community. We observe that existing evaluation approaches often rely on GPT-4 and GPT-3.5 to assess the similarity between generated results and ground truth sentences. While this method provides accurate evaluations, it has two major drawbacks: inconsistent API versions and high evaluation costs. For instance, the *GPT-3.5-turbo-0613* model used in PointLLM and MiniGPT-3D is no longer maintained, making it difficult to replicate the results. To address these issues, we propose a new benchmark based on open-source models and introduce a new metric to evaluate data efficiency. Specifically, we use two prompts for the classification task: an Instruction-type (I) prompt, “What is this?”, and a Completion-type (C) prompt, “This is an object of.”. For the captioning task, we use a single prompt: “Caption this 3D model in detail.”. We then replace GPT-4 and GPT-3.5 with the open-source Qwen2-72B-Instruct (Yang et al. 2024a) (Qwen2 for short) to evaluate the model’s output. We also introduce the Accuracy-to-3D-Data Ratio (A3DR) metric to assess a model’s efficiency in utilizing 3D data, defined as follows:

$$\text{A3DR}(\text{Acc}) = \frac{2}{1 + \exp(-\frac{\lambda \times \text{Acc}}{\text{Size} + \epsilon})} - 1, \quad (7)$$

where Size is the size of 3D data (K), Acc is the accuracy, $\epsilon = 1e - 5$ prevents zero division, $\lambda = 3$ adjusts discrimination.

Generative 3D Object Classification

We validate the model’s recognition ability by performing the generative 3D object classification task on the ModelNet40 dataset (Wu et al. 2015) and Objaverse dataset (Deitke et al. 2023), using I-type and C-type prompts, with results shown in Tab. 2. For close-set zero-shot classification on ModelNet40, we let Qwen2 select the closest matching category in the 40 classes as the model’s output. For open-vocabulary classification on Objaverse, we use Qwen2 to evaluate if the model’s output describes the category of ground truth sentence.

As shown in Tab. 2, our GreenPLM-0 achieves an average classification accuracy (AvgAcc) of 54.57% without using any 3D data, outperforming all 2D-based models. It surpasses LLaVA-1.5-13B by +21.95 and Point-Bind LLM by +27.89 in AvgAcc. Remarkably, our model also exceeds GPT4Point (660K), which is trained with 660K 3D data, by

Model	Reference	LLM Size	3D Data Size	Input	ModelNet40		Objaverse		Average	A3DR (Avg)
					(I)	(C)	(I)	(C)		
Text-only Data in Training										
InstructBLIP-7B (Dai et al. 2024)	NIPS23	7B	0K	Single-Img.	17.67	22.81	21.50	26.00	22.00	1.000
InstructBLIP-13B (Dai et al. 2024)	NIPS23	13B	0K	Single-Img.	21.56	21.92	21.50	21.50	21.62	1.000
LLaVA-1.5-7B (Liu et al. 2024)	CVPR24	7B	0K	Single-Img.	27.11	21.68	37.50	30.00	29.07	1.000
LLaVA-1.5-13B (Liu et al. 2024)	CVPR24	13B	0K	Single-Img.	27.71	27.76	39.50	35.50	32.62	1.000
GPT-4o mini (Jacob et al. 2024)	OpenAI	-	0K	Single-Img.	22.00	23.10	39.00	35.00	29.78	1.000
Point-Bind LLM (Guo et al. 2023)	arXiv23	7B	0K	Point Cloud	46.60	45.02	7.50	7.58	26.68	1.000
GreenPLM-0 (Ours)	-	3.8B	0K	Point Cloud	62.60 (+16.00)	62.68 (+17.66)	48.00 (+40.50)	45.00 (+37.42)	54.57 (+27.89)	1.000
Limited 3D Data in Training										
PointLLM-7B (Xu et al. 2023)	ECCV24	7B	90K	Point Cloud	45.22	39.30	59.00	53.00	49.13	0.674
MiniGPT-3D (Tang et al. 2024)	MM24	2.7B	90K	Point Cloud	43.56	43.03	54.50	55.00	49.02	0.673
GreenPLM (Ours)	-	3.8B	90K	Point Cloud	58.95 (+13.73)	62.36 (+19.33)	60.50 (+1.50)	58.50 (+3.50)	60.08 (+10.95)	0.762
Extensive 3D Data in Training										
GPT4Point (Qi et al. 2024b)	CVPR24	2.7B	660K	Point Cloud	21.39	21.07	49.00	46.50	34.49	0.078
PointLLM-7B (Xu et al. 2023)	ECCV24	7B	730K	Point Cloud	51.34	50.36	62.00	63.00	56.68	0.116
PointLLM-13B (Xu et al. 2023)	ECCV24	13B	730K	Point Cloud	51.70	52.67	61.50	63.00	57.22	0.117
MiniGPT-3D (Tang et al. 2024)	MM24	2.7B	730K	Point Cloud	61.99	60.49	65.00	68.50	64.00	0.131

Table 2: Generative 3D object classification results on the ModelNet40 test split and Objaverse. The accuracy (%) under the Instruction-typed (I) prompt “What is this?” and the Completion-type (C) prompt “This is an object of” are reported.

Model	Reference	LLM Size	3D Data Size	Input	Qwen2	Sentence-BERT	SimCSE
<i>Text-only Data in Training</i>							
InstructBLIP-7B (Dai et al. 2024)	NIPS23	7B	0K	Single-Img.	16.10	35.79	36.67
InstructBLIP-13B (Dai et al. 2024)	NIPS23	13B	0K	Single-Img.	13.79	33.52	35.60
LLaVA-1.5-7B (Liu et al. 2024)	CVPR24	7B	0K	Single-Img.	17.80	39.32	41.08
LLaVA-1.5-13B (Liu et al. 2024)	CVPR24	13B	0K	Single-Img.	16.00	39.64	40.90
GPT-4o mini (Jacob et al. 2024)	OpenAI	-	0K	Single-Img.	26.00	38.70	39.13
Point-Bind LLM (Guo et al. 2023)	arXiv23	7B	0K	Point Cloud	1.93	27.29	25.35
GreenPLM-0 (Ours)	-	3.8B	0K	Point Cloud	15.93 (+14.00)	42.16 (+14.87)	40.90 (+15.55)
<i>Limited 3D Data in Training</i>							
PointLLM-7B (Xu et al. 2023)	ECCV24	7B	90K	Point Cloud	35.77	46.48	47.01
MiniGPT-3D (Tang et al. 2024)	MM24	2.7B	90K	Point Cloud	35.05	46.68	47.75
GreenPLM (Ours)	-	3.8B	90K	Point Cloud	42.55 (+6.78)	49.40 (+2.72)	49.36 (+1.61)
<i>Extensive 3D Data in Training</i>							
GPT4Point (Qi et al. 2024b)	CVPR24	2.7B	660K	Point Cloud	21.75	41.10	41.24
PointLLM-7B (Xu et al. 2023)	ECCV24	7B	730K	Point Cloud	42.20	48.50	48.92
PointLLM-13B (Xu et al. 2023)	ECCV24	13B	730K	Point Cloud	40.40	49.07	48.41
MiniGPT-3D (Tang et al. 2024)	MM24	2.7B	730K	Point Cloud	48.17	49.54	51.39

Table 3: 3D object captioning results on Objaverse. The results are from Qwen2 evaluation and traditional metrics.

+20.08 and performs on par with PointLLM-7B (730K). With only a small amount of 3D data (90K), GreenPLM achieves an average accuracy of 60.08%, surpassing PointLLM and MiniGPT-3D by +10.95 and +11.06 in AvgAcc, respectively. GreenPLM even outperforms PointLLM-13B (730K) while using a smaller LLM, and obtains results comparable to SoTA model MiniGPT-3D (730K). Additionally, GreenPLM (90K) outperforms MiniGPT-3D (90K) and MiniGPT-3D (730K) on the A3DR (average accuracy) by +8.9% and 63.1%, respectively. These results demonstrate the high 3D data-efficiency of our model.

3D Object Captioning

We evaluate the ability to understand 3D context through a 3D object captioning task, as shown in Tab. 3. Following previous works (Xu et al. 2023; Tang et al. 2024), we assess the similarity between the model’s response and the ground truth caption using an LLM, and also evaluate embedding similarity using Sentence-BERT (Reimers and Gurevych 2019)

(S-BERT) and SimCSE (Gao, Yao, and Chen 2021).

It is evident that all models without 3D data underperform compared to those trained with 3D data, as they lose significant 3D information. However, our GreenPLM-0 can still outperforms Point-Bind LLM and achieves comparable results to powerful 2D-LLMs by a large margin. When using a small amount of 3D data (90K), our Qwen2 score surpasses MiniGPT-3D (90K) by +7.50, with S-BERT and SimCSE scores also exceeding by +2.72 and +1.61, respectively. Similarly, GreenPLM (90K) achieves a Qwen2 score higher than PointLLM-13B (730K) by +2.15, with S-BERT and SimCSE scores comparable to MiniGPT-3D (730K) while using only 12% of 3D data. These results again demonstrate GreenPLM’s ability to efficiently extract 3D information from even small amounts of 3D data or purely text data.

Qualitative Results

Fig. 1 and Tab. 4 present the qualitative results. As shown in Fig. 1, whether trained on text-only or with minimal 3D data,



Sample	 
Prompt	What is this?
Label	Guitar
Ins-BLIP	telescope
GPT-4o mini	The image appears to be a simple black outline of a tool or object, possibly resembling the shape of a knife or a similar implement.
P-Bind	This is a bird flying in the sky.
Ours (Text-only)	The object is a Gibson Les Paul electric guitar, predominantly black with a glossy finish. It has a maple fretboard, a single-coil pickup, and a vibrato bridge. The guitar's body is adorned with the Gibson logo, and it includes a strap button for easy carrying.
PointLLM	This 3D model represents a black electric guitar equipped with a distinctive headstock.
Ours (Limited 3D data)	This is a 3D model of a cartoon-style electric guitar. The guitar is predominantly black, giving it a sleek and modern appearance. The design is simplified and stylized, typical of cartoon aesthetics, making it suitable for use in animated films, video games, or other digital media. Despite its cartoonish appearance, it retains the recognizable features of an electric guitar, such as the fretboard and strings.

Table 4: Qualitative comparisons. Conversation example of a guitar in ModelNet40. Our GreenPLM generates more detailed and insightful responses compared to others.

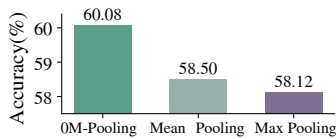


Figure 6: Ablation on OM-Pooling.

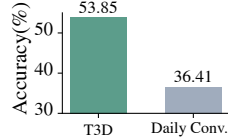


Figure 7: Ablation on T3D caption.

GreenPLM provides accurate, context-aware responses in multi-turn conversations. Tab. 4 shows that our GreenPLM-0 effectively identifies objects and understands details like color and components with text-only data. 2D-based methods like Instruct-BLIP (Ins-BLIP) and GPT-4o mini lose 3D information, suffering from occlusion, ambiguity and severe hallucinations. Point-Bind LLM (P-B LLM) lacks accurate 3D perception due to its non-robust 3D-2D-LLM connection. While using few 3D data (90K), GreenPLM offers significantly more detailed descriptions and better captures local details in point clouds, such as guitar strings, compared to PointLLM.

Ablation Study

We conduct ablation experiments on the generative 3D object classification task and report the average accuracy.

Training stages. As shown in Tab. 5, removing any stage reduces performance, with the biggest drop when Stage I is

#No.	Stage I	Stage II	Stage III	Acc.
1	✓			53.85
2		✓		47.03
3			✓	45.29
4	✓		✓	58.25
5		✓	✓	42.78
6	✓	✓		54.57
7	✓	✓	✓	60.08
#No.	Class Token	Global Tokens	Pooled Point Tokens	Acc.
8	✓			38.36
9	✓	✓		45.42
10	✓	✓	✓	60.08

Table 5: Ablation on 3-Stage Training and Token Fusion.

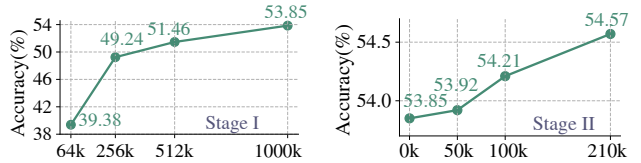


Figure 8: Ablation on Text data size in Stage I & II.

removed. This is because Stage I trains the MLP projector to align the encoder with the LLM. Comparing rows #4 and #7, we observe that Stage II helps the LLM better align with the semantic space. The results of rows #6 and #7 indicate that Stage III injects 3D information into the LLM, significantly enhancing the model’s 3D understanding.

0M-Pooling. As shown in Fig. 6, when we replace 0M-Pooling with Max Pooling or Mean Pooling, the accuracy drops by 1.96 and 1.58, respectively, even though the learnable parameters remain zero. This demonstrates that our 0M-Pooling module effectively and efficiently captures point cloud information from the token sequence, enhancing GreenPLM’s 3D understanding ability.

T3D dataset. To test the impact of captions in our T3D dataset, which serve as input to the text encoder, we replace captions with low-information sentences in Stage I, and generate a 1M daily conversation dataset (example in Fig. 9). Using daily conversation data causes a significant performance drop in Fig. 7, indicating that captions provide more effective semantic information for the model. Moreover, we assess the impact of text data size in Stages I and II. As shown in Fig. 8, with more text data, the model learns from a larger text space, leading to a stronger point-text-LLM connection. This confirms the effectiveness of the text space, reducing the need for 3D data and addressing the 3DEPL task.

Token Fusion before MLP projector. In Stage III, the tokens input into the MLP projector consist of three parts: the Class token, the Mix-Pooled token, and the 0M-Pooled token. We conduct ablation experiments on these three tokens, as shown in Tab. 5. The results demonstrate that both Mix-Pooling and 0M-Pooling enhance the model’s ability to extract information from the token sequence.

"T": "The fence needs maintenance every year.",
 "Q": "What do we need to do for the wooden fence?",
 "A": "We should check and replace any rotten posts."

Figure 9: Daily text data.

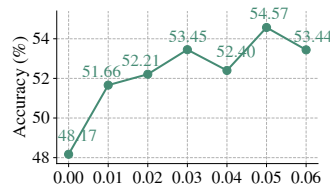


Figure 10: Noise Std.

Noise level in Stage I & II. Adding Gaussian noise to the token sequence output by the text encoder forces the LLM to learn useful information from noisy data, thereby improving the model’s robustness. As shown in Fig. 10, we experiment with different noise levels. As the standard deviation (std) of the noise increases from 0 to 0.06, GreenPLM’s accuracy initially increases and then decreases, reaching its peak at 0.05. The results demonstrate that appropriately adding noise can enhance the model’s ability to extract cross-modal information, therefore improving its 3D understanding.

Conclusion

To enable LLMs to achieve strong 3D understanding with minimal 3D data, we introduce a new task: 3D Data-Efficient Point-Language Understanding. We propose GreenPLM, which employs a 3-stage training strategy that increases text data in Stage I & II to reduce the need for 3D data in Stage III. We create a 6M T3D dataset and a unified benchmark. Results show that GreenPLM achieves performance comparable to state-of-the-arts using only 12% of the 3D data. Remarkably, our model performs well even without 3D data.

Limitations. Our approach has limitations. Due to time and resource constraints, we couldn’t explore all text and 3D data combinations. We believe scaling up either could further improve performance. Additionally, we only test feasibility on small objects, and will explore GreenPLM’s potential for larger scenes in future work.

Acknowledgments

This work was supported by the China National Natural Science Foundation No. 62202182, No. 62176101, No. 62276109, and also supported by Guangdong Basic and Applied Basic Research Foundation 2024A1515010224, 2024A1515030017 and 2024A1515011153.

References

Abdin, M.; Jacobs, S. A.; Awan, A. A.; Aneja, J.; Awadallah, A.; Awadalla, H.; Bach, N.; Bahree, A.; Bakhtiari, A.; Behl, H.; et al. 2024. Phi-3 technical report: A highly capable language model locally on your phone. *arXiv preprint arXiv:2404.14219*.

Brohan, A.; Brown, N.; Carbajal, J.; Chebotar, Y.; Chen, X.; Choromanski, K.; Ding, T.; Driess, D.; Dubey, A.; Finn, C.; et al. 2023. Rt-2: Vision-language-action models transfer web knowledge to robotic control. *arXiv preprint arXiv:2307.15818*.

Chen, S.; Chen, X.; Zhang, C.; Li, M.; Yu, G.; Fei, H.; Zhu, H.; Fan, J.; and Chen, T. 2024a. LL3DA: Visual Interactive

Instruction Tuning for Omni-3D Understanding Reasoning and Planning. In *Proceedings of the IEEE/CVF Conference on Computer Vision and Pattern Recognition*, 26428–26438.

Chen, Y.; Wang, Q.; Wu, S.; Gao, Y.; Xu, T.; and Hu, Y. 2024b. Tomgpt: Reliable text-only training approach for cost-effective multi-modal large language model. *ACM Transactions on Knowledge Discovery from Data*.

Dai, W.; Li, J.; Li, D.; Tiong, A. M. H.; Zhao, J.; Wang, W.; Li, B.; Fung, P. N.; and Hoi, S. 2024. Instructblip: Towards general-purpose vision-language models with instruction tuning. *Advances in Neural Information Processing Systems*, 36.

Deitke, M.; Schwenk, D.; Salvador, J.; Weihs, L.; Michel, O.; VanderBilt, E.; Schmidt, L.; Ehsani, K.; Kembhavi, A.; and Farhadi, A. 2023. Objaverse: A universe of annotated 3d objects. In *Proceedings of the IEEE/CVF Conference on Computer Vision and Pattern Recognition*, 13142–13153.

Dosovitskiy, A.; Beyer, L.; Kolesnikov, A.; Weissenborn, D.; Zhai, X.; Unterthiner, T.; Dehghani, M.; Minderer, M.; Heigold, G.; Gelly, S.; et al. 2020. An image is worth 16x16 words: Transformers for image recognition at scale. *arXiv preprint arXiv:2010.11929*.

Driess, D.; Xia, F.; Sajjadi, M. S.; Lynch, C.; Chowdhery, A.; Ichter, B.; Wahid, A.; Tompson, J.; Vuong, Q.; Yu, T.; et al. 2023. Palm-e: An embodied multimodal language model. *arXiv preprint arXiv:2303.03378*.

Dubey, A.; Jauhri, A.; Pandey, A.; Kadian, A.; Al-Dahle, A.; Letman, A.; Mathur, A.; Schelten, A.; Yang, A.; Fan, A.; et al. 2024. The llama 3 herd of models. *arXiv preprint arXiv:2407.21783*.

Fu, D.; Li, X.; Wen, L.; Dou, M.; Cai, P.; Shi, B.; and Qiao, Y. 2024. Drive like a human: Rethinking autonomous driving with large language models. In *Proceedings of the IEEE/CVF Winter Conference on Applications of Computer Vision*, 910–919.

Gao, T.; Yao, X.; and Chen, D. 2021. Simcse: Simple contrastive learning of sentence embeddings. *arXiv preprint arXiv:2104.08821*.

Gao, Y.; Wang, Z.; Zheng, W.-S.; Xie, C.; and Zhou, Y. 2024. Sculpting Holistic 3D Representation in Contrastive Language-Image-3D Pre-training. In *Proceedings of the IEEE/CVF Conference on Computer Vision and Pattern Recognition*, 22998–23008.

Guo, Z.; Zhang, R.; Zhu, X.; Tang, Y.; Ma, X.; Han, J.; Chen, K.; Gao, P.; Li, X.; Li, H.; et al. 2023. Point-bind & point-llm: Aligning point cloud with multi-modality for 3d understanding, generation, and instruction following. *arXiv preprint arXiv:2309.00615*.

Hong, Y.; Zhen, H.; Chen, P.; Zheng, S.; Du, Y.; Chen, Z.; and Gan, C. 2023. 3d-llm: Injecting the 3d world into large language models. *Advances in Neural Information Processing Systems*, 36: 20482–20494.

Hu, E. J.; Shen, Y.; Wallis, P.; Allen-Zhu, Z.; Li, Y.; Wang, S.; Wang, L.; and Chen, W. 2021. Lora: Low-rank adaptation of large language models. *arXiv preprint arXiv:2106.09685*.

- Huang, T.; Dong, B.; Yang, Y.; Huang, X.; Lau, R. W.; Ouyang, W.; and Zuo, W. 2023. Clip2point: Transfer clip to point cloud classification with image-depth pre-training. In *Proceedings of the IEEE/CVF International Conference on Computer Vision*, 22157–22167.
- Jacob, M.; Kevin, L.; Shengjia, Z.; Eric, W.; Hongyu, R.; Haitang, H.; Nick, S.; and Felipe, P. S. 2024. GPT-4o mini: advancing cost-efficient intelligence. [Online; accessed 16-August-2024].
- Liu, H.; Li, C.; Li, Y.; and Lee, Y. J. 2024. Improved baselines with visual instruction tuning. In *Proceedings of the IEEE/CVF Conference on Computer Vision and Pattern Recognition*, 26296–26306.
- Liu, P. J.; Saleh, M.; Pot, E.; Goodrich, B.; Sepassi, R.; Kaiser, L.; and Shazeer, N. 2018. Generating wikipedia by summarizing long sequences. *arXiv preprint arXiv:1801.10198*.
- Luo, T.; Johnson, J.; and Lee, H. 2024. View selection for 3d captioning via diffusion ranking. *arXiv preprint arXiv:2404.07984*.
- Luo, T.; Rockwell, C.; Lee, H.; and Johnson, J. 2024. Scalable 3d captioning with pretrained models. *Advances in Neural Information Processing Systems*, 36.
- OpenAI, R. 2023. Gpt-4 technical report. arxiv 2303.08774. *View in Article*, 2(5).
- Qi, Z.; Dong, R.; Fan, G.; Ge, Z.; Zhang, X.; Ma, K.; and Yi, L. 2023. Contrast with reconstruct: Contrastive 3d representation learning guided by generative pretraining. In *International Conference on Machine Learning*, 28223–28243. PMLR.
- Qi, Z.; Dong, R.; Zhang, S.; Geng, H.; Han, C.; Ge, Z.; Yi, L.; and Ma, K. 2024a. Shapellm: Universal 3d object understanding for embodied interaction. *arXiv preprint arXiv:2402.17766*.
- Qi, Z.; Fang, Y.; Sun, Z.; Wu, X.; Wu, T.; Wang, J.; Lin, D.; and Zhao, H. 2024b. Gpt4point: A unified framework for point-language understanding and generation. In *Proceedings of the IEEE/CVF Conference on Computer Vision and Pattern Recognition*, 26417–26427.
- Radford, A.; Kim, J. W.; Hallacy, C.; Ramesh, A.; Goh, G.; Agarwal, S.; Sastry, G.; Askell, A.; Mishkin, P.; Clark, J.; et al. 2021. Learning transferable visual models from natural language supervision. In *International conference on machine learning*, 8748–8763. PMLR.
- Reimers, N.; and Gurevych, I. 2019. Sentence-bert: Sentence embeddings using siamese bert-networks. *arXiv preprint arXiv:1908.10084*.
- Schuhmann, C.; Beaumont, R.; Vencu, R.; Gordon, C.; Wightman, R.; Cherti, M.; Coombes, T.; Katta, A.; Mullis, C.; Wortsman, M.; et al. 2022. Laion-5b: An open large-scale dataset for training next generation image-text models. *Advances in Neural Information Processing Systems*, 35: 25278–25294.
- Sun, Q.; Fang, Y.; Wu, L.; Wang, X.; and Cao, Y. 2023. Eva-clip: Improved training techniques for clip at scale. *arXiv preprint arXiv:2303.15389*.
- Tang, Y.; Han, X.; Li, X.; Yu, Q.; Hao, Y.; Hu, L.; and Chen, M. 2024. MiniGPT-3D: Efficiently Aligning 3D Point Clouds with Large Language Models using 2D Priors. *arXiv preprint arXiv:2405.01413*.
- Team, G.; Anil, R.; Borgeaud, S.; Wu, Y.; Alayrac, J.-B.; Yu, J.; Soricut, R.; Schalkwyk, J.; Dai, A. M.; Hauth, A.; et al. 2023. Gemini: a family of highly capable multimodal models. *arXiv preprint arXiv:2312.11805*.
- Wang, Y.; Kordi, Y.; Mishra, S.; Liu, A.; Smith, N. A.; Khashabi, D.; and Hajishirzi, H. 2022. Self-instruct: Aligning language models with self-generated instructions. *arXiv preprint arXiv:2212.10560*.
- Wu, Z.; Song, S.; Khosla, A.; Yu, F.; Zhang, L.; Tang, X.; and Xiao, J. 2015. 3d shapenets: A deep representation for volumetric shapes. In *Proceedings of the IEEE conference on computer vision and pattern recognition*, 1912–1920.
- Xu, R.; Wang, X.; Wang, T.; Chen, Y.; Pang, J.; and Lin, D. 2023. Pointllm: Empowering large language models to understand point clouds. *arXiv preprint arXiv:2308.16911*.
- Xue, L.; Gao, M.; Xing, C.; Martín-Martín, R.; Wu, J.; Xiong, C.; Xu, R.; Niebles, J. C.; and Savarese, S. 2023. Ulip: Learning a unified representation of language, images, and point clouds for 3d understanding. In *Proceedings of the IEEE/CVF conference on computer vision and pattern recognition*, 1179–1189.
- Xue, L.; Yu, N.; Zhang, S.; Panagopoulou, A.; Li, J.; Martín-Martín, R.; Wu, J.; Xiong, C.; Xu, R.; Niebles, J. C.; et al. 2024. Ulip-2: Towards scalable multimodal pre-training for 3d understanding. In *Proceedings of the IEEE/CVF Conference on Computer Vision and Pattern Recognition*, 27091–27101.
- Yang, A.; Yang, B.; Hui, B.; Zheng, B.; Yu, B.; Zhou, C.; Li, C.; Li, C.; Liu, D.; Huang, F.; Dong, G.; Wei, H.; Lin, H.; Tang, J.; Wang, J.; Yang, J.; Tu, J.; Zhang, J.; Ma, J.; Xu, J.; Zhou, J.; Bai, J.; He, J.; Lin, J.; Dang, K.; Lu, K.; Chen, K.; Yang, K.; Li, M.; Xue, M.; Ni, N.; Zhang, P.; Wang, P.; Peng, R.; Men, R.; Gao, R.; Lin, R.; Wang, S.; Bai, S.; Tan, S.; Zhu, T.; Li, T.; Liu, T.; Ge, W.; Deng, X.; Zhou, X.; Ren, X.; Zhang, X.; Wei, X.; Ren, X.; Fan, Y.; Yao, Y.; Zhang, Y.; Wan, Y.; Chu, Y.; Liu, Y.; Cui, Z.; Zhang, Z.; and Fan, Z. 2024a. Qwen2 Technical Report. *arXiv preprint arXiv:2407.10671*.
- Yang, A.; Yang, B.; Hui, B.; Zheng, B.; Yu, B.; et al. 2024b. Qwen2 Technical Report. *arXiv preprint arXiv:2407.10671*.
- Zhou, J.; Wang, J.; Ma, B.; Liu, Y.-S.; Huang, T.; and Wang, X. 2023. Uni3d: Exploring unified 3d representation at scale. *arXiv preprint arXiv:2310.06773*.

Appendix

Here in the Appendix, we present the detailed distribution of the T3D dataset, along with the prompts and instructions used to create it, and provide several data examples. We also showcase more visual result comparisons. Additionally, we provide additional ablation results and more detailed training parameters. Finally, we include illustrations of the model architecture used during training and inference.

Our 6M T3D Dataset

Distributions We show the detailed distributions of our 6M T3D dataset in Fig. 11 and Fig. 12. Specifically, in Fig. 11, we show word clouds for captions and responses. Following Wang et al. (2022), we also present the distribution of verb-noun pairs in the dataset, highlighting its diverse attributes. Additionally, in Fig. 12, we display the length distribution for different data types; for instance, most brief and detailed descriptions range from about 18 to 42 words.

Prompts and Instructions Here, we show one example of the data generation pipeline using Qwen2-72B-Instruct(Yang et al. 2024b) in Fig. 13, also the instruction list for description data in Fig. 7 and Fig. 8.

Data Samples We give several samples of four types of data from our T3D dataset, shown in Fig. 14-17. Please see supplementary material for more data samples of our T3D dataset.

Qualitative Results

We show more qualitative results of our GreenPLM-0 and GreenPLM in Fig. 18 and Fig. 19. Trained with only text data, our GreenPLM-0 accurately identifies the shape, color, and usage of 3D objects. For example, in the bottom right of Fig. 18, the model not only correctly recognizes the shoe’s category and purpose but also accurately distinguishes between the left and right shoe. When using only a small amount of 3D data, our GreenPLM can accurately and thoroughly describe 3D objects, as shown in the first row of Fig. 19.

Detailed Training Settings

We report more detailed training settings in Tab. 9.

Ablation on the size of point encoder

Point Encoder	Param Size	Avg. Acc.
Giant	1016.5M	48.36
Large	306.7M	54.50
Base	88.4M	52.74
Small	22.6M	54.57
Tiny	6.2M	54.34

Table 6: Ablation on point encoder size.

We conduct ablation experiments on the generative 3D object classification task and report the average accuracy. We experiment with 5 different sizes of point encoders, with

parameters ranging from 6.2M to 1016.5M, as shown in Tab. 6. The results indicate that as the point encoder size increases, the model’s performance first improves and then declines, achieving the best accuracy with 22.6M parameters. Notably, even with just 6.2M parameters, GreenPLM still demonstrates strong 3D understanding, further proving the efficiency of our model.

Training and Inference Architecture

We show the difference of architectures between training and inference in Fig. 20. Note that each stage of our 3-stage strategy can be used for inference. Specifically, if using the Stage I or Stage II for inference, simply replace the text encoder with the aligned point encoder.

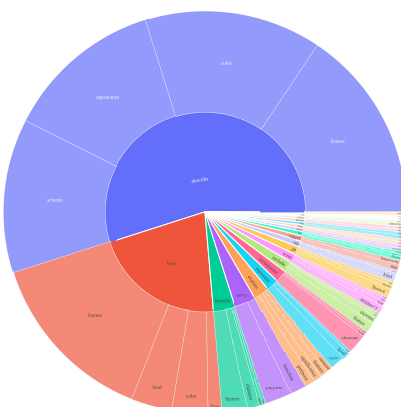
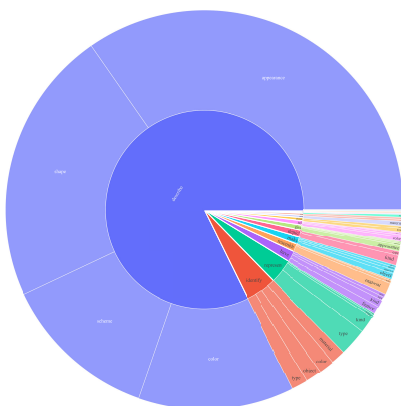
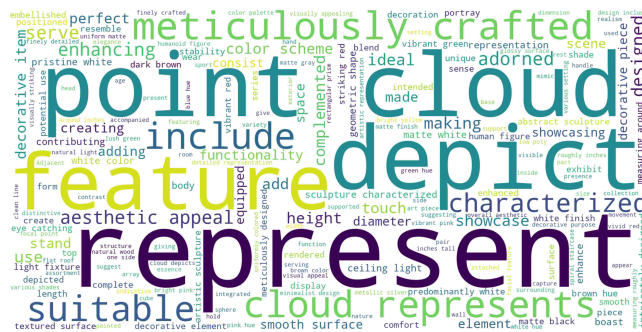
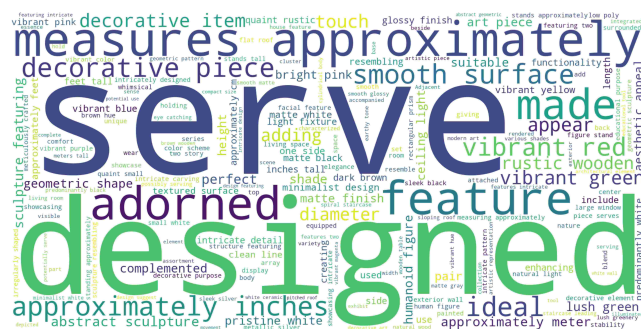
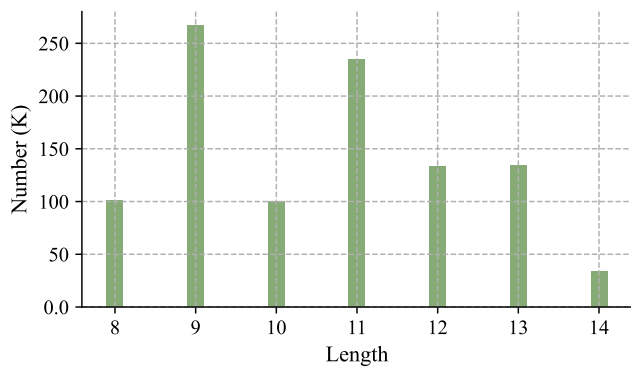
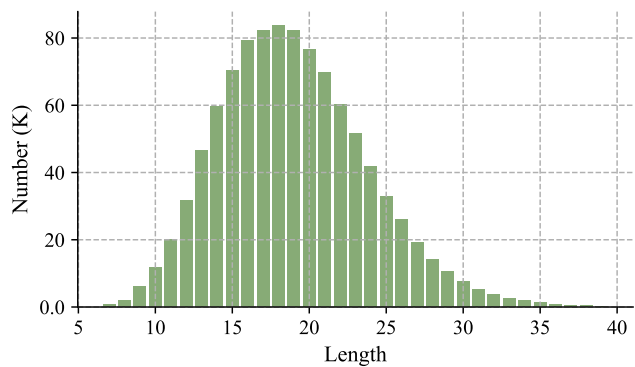


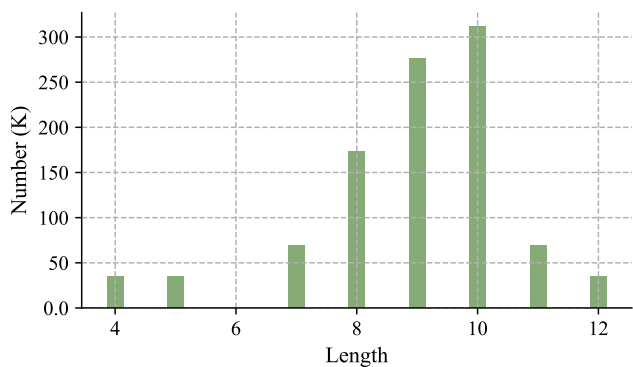
Figure 11: **Word clouds and verb-noun pair distributions of all types of data in our T3D dataset.**



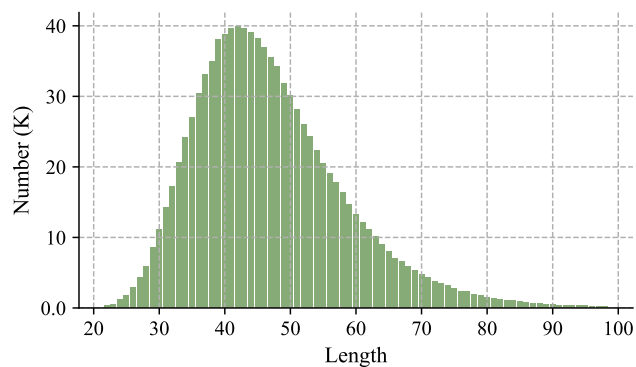
(a) Brief description instruction.



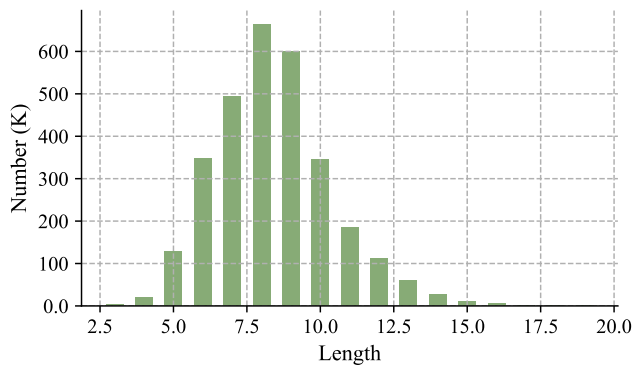
(b) Brief description response.



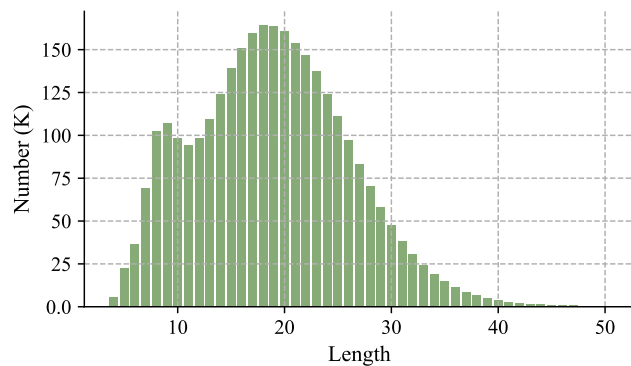
(c) Detailed description instruction.



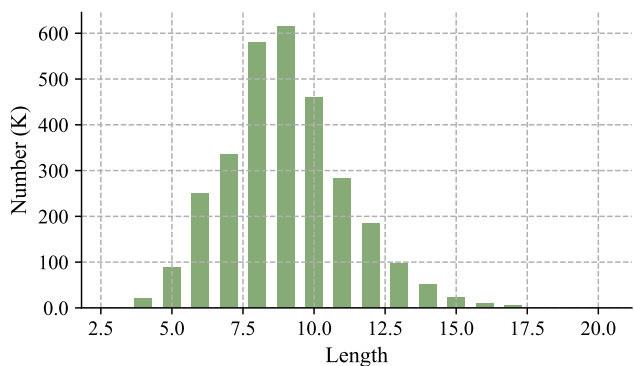
(d) Detailed description response.



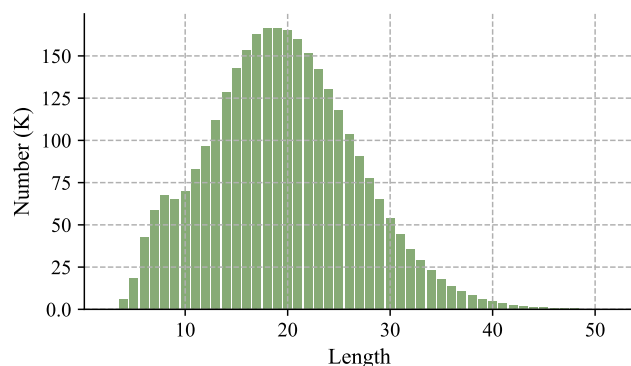
(e) Single-round instruction.



(f) Single-round response.



(g) Multi-round instruction.



(h) Multi-round response.

Figure 12: Sentence length of all types of data in our T3D dataset.

System Prompt	<p>Based on the sentence above, further imagine and design a 3D object</p> <ol style="list-style-type: none"> 1. Write a detailed caption by describing it in 40-50 words, including its type, color, appearance, and any other related information as functionalities, usage, etc. that are obtainable by only looking at this 3D object. The info of caption must be accurate. 2. Design 1 single round Q&A, ask "Summarize the 3D point cloud object briefly". 3. Design 1 single round Q&A, ask "Offer a detailed description of this point cloud.", the answer is the same as the info of the caption in "1", but the expression is different 4. Generate 3 single round Q&As registering diverse aspects of the object based on the caption in "1", Questions should be different from those in "2", "3". 5. Construct 1 set of 3-round Q&As based on the caption in "1", ensuring logical reliability between the questions and answers. Questions should be different from those in "2", "3", "4". <p>Only pose questions with definite answers that can be confidently answered by examining the content in the caption. The answers should be in a tone that a visual AI assistant. Provide detailed answers when answering complex questions. You should try to avoid asking "Q: Is there xxx? A: Yes, xxx."</p> <p>Format your response as: JSON</p> <pre>{ "caption": "description", "brief": [{"Q": "Q", "A": "A"} x 1], "detail": [{"Q": "Q", "A": "A"} x 1], "single conversation": [{"Q": "Q", "A": "A"}, {"Q": "Q", "A": "A"}, {"Q": "Q", "A": "A"}], "multi conversation": [{"Q1": "Q", "A1": "A", "Q2": "Q", "A2": "A", "Q3": "Q", "A3": "A"} x 1] }</pre> <p>Please only output the content of JSON.</p>
Input	A white dog.
Output	<pre>{ "caption": "A 3D model of a friendly white dog, sitting upright on its hind legs, with floppy ears and a pink nose. The dog's coat is smooth and shiny, and it has a black collar around its neck. This model could be used for animation, games, or educational purposes.", "brief": [{ "Q": "Summarize the 3D point cloud object briefly.", "A": "The 3D object is a white dog model with a black collar, suitable for various digital applications." }], "detail": [{ "Q": "Offer a detailed description of this point cloud.", "A": "This 3D object depicts a white dog in a sitting position, characterized by its smooth coat, black collar, and a pink nose, ideal for digital content creation." }], "single conversation": [{ "Q": "What is the primary color of the 3D object?", "A": "The primary color of the 3D object is white, representing the dog's coat color." }, { "Q": "What is the posture of the dog in the 3D model?", "A": "The dog in the 3D model is sitting upright on its hind legs." }, { "Q": "What accessory does the dog wear in the 3D model?", "A": "The dog wears a black collar around its neck in the 3D model." }], "multi conversation": [{ "Q1": "What type of animal does the 3D model represent?", "A1": "The 3D model represents a dog.", "Q2": "Can you describe the dog's posture in the model?", "A2": "The dog is depicted sitting upright on its hind legs.", "Q3": "What additional detail does the model include regarding the dog's appearance?", "A3": "The dog has a black collar and a pink nose, with floppy ears and a shiny, smooth coat." }] }</pre>

Figure 13: **An example of data generation pipeline using Qwen2-72B-Instruct.** Given any object category, the LLM generates 5 types of data based on our designed prompt templates. The output is in JSON format, including a caption, brief description, detailed description, three rounds of single-turn conversation, and one round of multi-turn conversation.

Table 7: **The instruction list for brief descriptions.** We follow PointLLM (Xu et al. 2023) by using more diverse instructions, replacing the generated simpler questions in brief descriptions, as the final instructions.

-
- Summarize the 3D point cloud object briefly.
 - What kind of object is depicted by this point cloud?
 - Provide a short explanation of this 3D structure.
 - What does this collection of points represent?
 - Offer a succinct summary of this 3D object.
 - Can you give a brief overview of this point cloud?
 - Characterize the object this point cloud is illustrating.
 - Share a brief interpretation of this 3D point cloud.
 - Provide an outline of this 3D shape’s characteristics.
 - What object is this point cloud rendering?
 - Deliver a quick description of the object represented here.
 - How would you describe the 3D form shown in this point cloud?
 - What is the nature of the object this point cloud is representing?
 - Present a compact account of this 3D object’s key features.
 - What can you infer about the object from this point cloud?
 - Offer a clear and concise description of this point cloud object.
 - How would you summarize this 3D data set?
 - Give a brief explanation of the object that this cloud of points forms.
 - What kind of structure does this 3D point cloud depict?
 - Could you delineate the form indicated by this point cloud?
 - Express in brief, what this point cloud is representing.
 - Give a quick overview of the object represented by this 3D cloud.
 - Convey a summary of the 3D structure represented in this point cloud.
 - What kind of object is illustrated by this collection of points?
 - Describe the object that this point cloud forms.
 - How would you interpret this 3D point cloud?
 - Can you briefly outline the shape represented by these points?
 - Give a concise interpretation of the 3D data presented here.
 - Explain the object this point cloud depicts succinctly.
 - Offer a summary of the 3D object illustrated by this cloud.
-

Table 8: **The instruction list for detailed descriptions.** We follow PointLLM (Xu et al. 2023) by using more diverse instructions, replacing the generated simpler questions in detailed descriptions, as the final instructions.

-
- Can you tell me more about this?
 - What does this represent?
 - Can you describe this in more detail?
 - I'm interested in this, can you explain?
 - What is this object made of?
 - Could you provide more info about this?
 - What exactly am I looking at here?
 - What is this?
 - Could you describe the detailed structure of this?
 - This looks interesting, can you expand on it?
 - Can you explain more about this form?
 - What can you tell me about the shape of this object?
 - Could you delve deeper into this?
 - I want to know more about this, can you help?
 - Can you walk me through the details of this object?
 - Can you provide a comprehensive account of this object?
 - Offer a detailed interpretation of this point cloud.
 - Please elucidate on the characteristics of this form.
 - Could you provide an in-depth description of this structure?
 - What does this cloud represent in its entirety?
 - Elaborate on the details of this point cloud, please.
 - Kindly furnish me with more information about this object.
 - Please expand on the intricate structure of this form.
 - Provide a meticulous explanation of what these points represent.
 - I request a detailed breakdown of this structure.
 - Give a thorough rundown of this point cloud.
 - Can you offer a complete analysis of this object?
 - I would like a comprehensive explanation of this form.
 - Please detail the specific features of this point cloud.
 - Could you elaborate extensively on what this represents?
-

Sample 1

```
{
  "caption": "A 3D model of a fantasy humanoid figure, cast in matte gray, showcases a muscular build with an aggressive stance. Adorned with a short, textured skirt, extended forearms protected by bracers, and a distinctive horned helmet, the figure exudes strength and dynamism.",
  "conversations": [
    {
      "from": "human",
      "value": "<point>\nWhat is the nature of the object this point cloud is representing? "
    },
    {
      "from": "gpt",
      "value": "The 3D object is a matte gray fantasy humanoid model with a muscular physique, wearing a textured skirt, bracers, and a horned helmet, standing in an aggressive posture."
    }
  ]
}
```

Sample 2

```
{
  "caption": "A black metal garment rack features a sturdy rectangular base, two tall vertical poles, and an adjustable horizontal bar designed for hanging clothes. The rack's minimalist design allows for easy mobility and space-saving storage solutions.",
  "conversations": [
    {
      "from": "human",
      "value": "<point>\nDeliver a quick description of the object represented here. "
    },
    {
      "from": "gpt",
      "value": "It's a portable black metal garment rack with an adjustable hanging bar."
    }
  ]
}
```

Sample 3

```
{
  "caption": "A 3D model of a stylized ninja character depicted in a fluid running motion. The figure is entirely black, featuring a sleek hooded outfit that contours to its athletic build. A quiver full of arrows is strapped to its back, signifying the ninja's proficiency in ranged combat.",
  "conversations": [
    {
      "from": "human",
      "value": "<point>\nGive a brief explanation of the object that this cloud of points forms. "
    },
    {
      "from": "gpt",
      "value": "The object is a 3D model of a black-clad ninja in a running pose, equipped with a quiver of arrows."
    }
  ]
}
```

Figure 14: **Brief description samples of our T3D dataset.**

Sample 1

```
{
  "caption": "A set of cylindrical brown wax candles with a melted top and a visible wick, typically used for decorative purposes or to create a cozy atmosphere.",
  "conversations": [
    {
      "from": "human",
      "value": "<point>\nI want to know more about this, can you help?"
    },
    {
      "from": "gpt",
      "value": "The 3D model represents a collection of cylindrical candles made of brown wax. Each candle has a melted top, indicating recent use, and a visible wick suggesting they're ready to be lit again. They are commonly used for decoration or to enhance ambiance."
    }
  ]
}
```

Sample 2

```
{
  "caption": "A tiered amphitheater-like structure features multiple levels of stair-step seating platforms, outlined prominently in contrasting blue and yellow hues. This open-air venue is designed for events, gatherings, or performances, offering clear sightlines from every seat.",
  "conversations": [
    {
      "from": "human",
      "value": "<point>\nProvide a meticulous explanation of what these points represent."
    },
    {
      "from": "gpt",
      "value": "Visualized is an amphitheater-inspired design composed of several tiers, each serving as a seating platform. The structure's outlines are highlighted in blue and yellow, making it visually striking. It's an open-space venue intended for facilitating events, assemblies, or performances, ensuring unobstructed views for all attendees."
    }
  ]
}
```

Sample 3

```
{
  "caption": "A red office chair with a five-point star base and a smooth, glossy finish. It features adjustable height, swivel capabilities, and ergonomic design for comfortable seating during long work hours.",
  "conversations": [
    {
      "from": "human",
      "value": "<point>\nOffer a detailed interpretation of this point cloud."
    },
    {
      "from": "gpt",
      "value": "This 3D object is an office chair in vibrant red, equipped with a five-pronged star base providing stability. Its glossy surface adds a touch of elegance, while adjustable height and swivel functions enhance usability. Ergonomically designed for optimal comfort during extended periods of sitting."
    }
  ]
}
```

Figure 15: Detailed description samples of our T3D dataset.

Sample 1

```
{
  "caption": "A 3D model of a fantasy humanoid figure, cast in matte gray, showcases a muscular build with an aggressive stance. Adorned with a short, textured skirt, extended forearms protected by bracers, and a distinctive horned helmet, the figure exudes strength and dynamism.",
  "conversations": [
    {
      "from": "human",
      "value": " <point>\nWhat is the color of the 3D model?"
    },
    {
      "from": "gpt",
      "value": "The 3D model is rendered in a matte gray color."
    }
  ]
}
```

Sample 2

```
{
  "caption": "A minimalist abstract sculpture of a red humanoid figure, characterized by geometric shapes and clean lines, standing approximately 1 meter tall with a smooth matte finish, ideal for modern art collections or interior design accents.",
  "conversations": [
    {
      "from": "human",
      "value": " <point>\nCan you describe the style of the sculpture?"
    },
    {
      "from": "gpt",
      "value": "The style is minimalist and abstract, using basic geometric shapes to form a humanoid figure."
    }
  ]
}
```

Sample 3

```
{
  "caption": "A purple rectangular prism, resembling a folded yoga mat with an attached smaller flap, designed for compact storage and easy carrying. Its vibrant color and foldable design make it ideal for fitness enthusiasts.",
  "conversations": [
    {
      "from": "human",
      "value": " <point>\nWhat is the primary function of the 3D object?"
    },
    {
      "from": "gpt",
      "value": "The primary function of the object is to serve as a foldable yoga or gym mat, offering convenience for users on the go."
    }
  ]
}
```

Figure 16: **Single-round conversation samples of our T3D dataset.**

Sample 1


```
{
  "caption": "A monochromatic 3D sculpture depicting a human figure in a suit with an outstretched arm. The figure stands approximately 1 meter tall, crafted entirely in a uniform shade of matte black. The suit is tailored, with sharp creases and folds, indicating high-quality material. The outstretched arm suggests a gesture of greeting or presentation.",
  "conversations": [
    {
      "from": "human",
      "value": " <point>\nWhat is the primary color of the sculpture?"
    },
    {
      "from": "gpt",
      "value": "The sculpture is monochromatic, with a primary color of matte black."
    },
    {
      "from": "human",
      "value": "Can you describe the pose of the figure?"
    },
    {
      "from": "gpt",
      "value": "The figure has an outstretched arm, which typically signifies a gesture of greeting or presentation."
    },
    {
      "from": "human",
      "value": "How detailed is the suit in the sculpture?"
    },
    {
      "from": "gpt",
      "value": "The suit is highly detailed, featuring sharp creases and folds that emulate the texture of real fabric, suggesting a high level of craftsmanship and attention to detail."
    }
  ]
}
```

Sample 2


```
{
  "caption": "A red office chair with a five-point star base and a smooth, glossy finish. It features adjustable height, swivel capabilities, and ergonomic design for comfortable seating during long work hours.",
  "conversations": [
    {
      "from": "human",
      "value": " <point>\nCan you tell me about the material of the chair?"
    },
    {
      "from": "gpt",
      "value": "The chair has a smooth, glossy finish, suggesting a hard, polished material likely plastic or metal for the exterior."
    },
    {
      "from": "human",
      "value": "Is the chair suitable for long working hours?"
    },
    {
      "from": "gpt",
      "value": "Absolutely, the chair is ergonomically designed to ensure comfort even during extended periods of sitting."
    },
    {
      "from": "human",
      "value": "What makes this chair different from others?"
    },
    {
      "from": "gpt",
      "value": "This chair stands out due to its vibrant red color, glossy finish, and a five-point star base, combined with functional features like adjustability and swivel."
    }
  ]
}
```

Figure 17: **Multi-round conversation samples of our T3D dataset.**


point cloud input



original mesh
(only for reference)




What is this?




This 3D object is a meticulously crafted sculpture of a blue pony with a white mane and tail, featuring a pair of wings that are a mix of blue and white, enhancing its magical appeal. The pony's body is adorned with a soft, plush texture, making it appear inviting and comforting.

Why do horses have wings?




In this context, the wings are symbolic, representing the pony's ability to fly, adding an element of fantasy and adventure to the sculpture.

So does this creature rely on flight or walking?




While the wings suggest flight, the pony's hooves indicate it is also capable of walking, making it versatile for various environments and activities.


point cloud input



original mesh
(only for reference)




What is the function of the flight control motherboard?




The flight control motherboard is designed to interface with the drone's propellers and sensors, allowing for precise control and navigation.

Can humans control this without flight control?




Yes, the drone includes a manual control mechanism, enabling users to operate it even without the flight control system.

What are the uses of drones?




Drones are typically used for aerial photography, surveillance, and delivery services, thanks to their ability to fly and carry payloads.


point cloud input



original mesh
(only for reference)




Why can it run so fast?




The car's aerodynamic design, including its low profile and streamlined body, contributes to its high-speed capabilities.

What brand may this car be?




Given its design and color scheme, it could potentially be a Lamborghini or a Ferrari.

How many people can sit?




This car is designed for two passengers, offering a comfortable and exclusive driving experience.


point cloud input



original mesh
(only for reference)




What is the main color of the surface?




The main color of the surface is black.

What kind of shoes, hiking or sports?



The shoes are designed for sports, specifically for running and agility.


Is it the left or right shoe?




It is the right shoe.


Figure 18: Conversation examples of GreenPLM-0 (text-only data).


point cloud input





original mesh
(only for reference)





What is this? 

 This is a 3D model of a **football**, which is a spherical object with a pattern of **black and white pentagons**. The football is designed with a classic design, **with the black pentagons and white pentagons alternating in a pattern around the sphere**. This design is typical of a traditional football, and it is used in various sports, most notably soccer. The football's surface is smooth and it is inflated, ready for a game.


In which country did football originate? 

 Football originated in **England**.


How many substitute players can a team have at most during a game? 


 A team can have up to **3 substitute players** during a game.


point cloud input





original mesh
(only for reference)





Please provide a detailed description of this. 

 The 3D object model is a cartoon-style representation of a **red apple**. The apple is vividly red, with a glossy finish that suggests it's fresh and ripe. **The apple's cartoonish design includes exaggerated features, such as a large, round shape and a slightly bulbous bottom**. This model could be used in various digital applications, such as animations, video games, or educational materials for children.


How tall is an apple tree? 

 The height of an apple tree can vary greatly, but **on average, they can grow anywhere from 10 to 30 feet tall**.


How long can picked apples last? 


 Picked apples can last for **several weeks** if stored properly.


point cloud input





original mesh
(only for reference)





What is it? 

 It's a 3D model of a cartoon-style **elephant**.


What is the lifespan of an elephant? 

 Elephants have a long lifespan, **typically living up to 70 years**.


What is the function of their noses? 


 Elephants use **their large noses, or trunks**, for various tasks such as smelling, drinking, and eating.


point cloud input





original mesh
(only for reference)




What role does it play in human development? 

 The spacecraft plays a significant role in human development as it represents the **technological advancements and exploratory spirit of humankind**.

Why does it launch vertically instead of horizontally? 

 The vertical launch is likely to **provide a more efficient and powerful thrust, which is crucial for space travel**.

What is the difference between a rocket and a space shuttle? 


 A **rocket** is a vehicle that travels through space by burning fuel and expelling exhaust gases, while a **space shuttle** is a reusable spacecraft that can carry crew and cargo to and from space.

Figure 19: Conversation examples of GreenPLM (limited 3D data).

Table 9: **Detailed training settings.**

Setting		Stage I	Stage II	Stage III
Dataset	Dataset Source	T3D (Ours)		Point-text Instruction Dataset (Xu et al. 2023)
	Dataset Type	Brief Description	Detail Description & Conversation	Brief Description & Detail Description & Conversation
	Dataset Scale	1M	210K	90K
Training Time		12.6 Hours	5.9 Hours	8.1 Hours
Trainable Parameters		12.6M	62.9M	63.3M
Batch Size		16	14	25
Epoch		1	1	3
Learning Rate		1e-3	2e-4	5e-5
Noise Std		0.05	0.05	-
Text Encoder	Parameters	5B	5B	-
	Hidden Size	1280	1280	-
	Head of Attention	20	20	-
	Number of Layer	32	32	-
Point Cloud Encoder	Parameters	-	-	22.6M
	Point Number	-	-	8192
	Point Group Size	-	-	64
	Point Patch Number	-	-	512
	Hidden Size	-	-	384
	Head of Attention	-	-	6
	Number of Layer	-	-	12
0M-Pooling	FPS Token Number	-	-	32
	KNN Token Number	-	-	8
Projector MLP	Number of Layer	2	2	2
	Dimension	1024 -> 3072 3072 -> 3072	1024 -> 3072 3072 -> 3072	1024 -> 3072 3072 -> 3072
Large Lanuguage Model Backbone	Parameters	3.8B	3.8B	3.8B
	Rank of LoRA	-	32	32
	Alpha of LoRA	-	64	64
	Number of Layer	32	32	32
	Head of Attention	32	32	32
	Hidden Size	3072	3072	3072

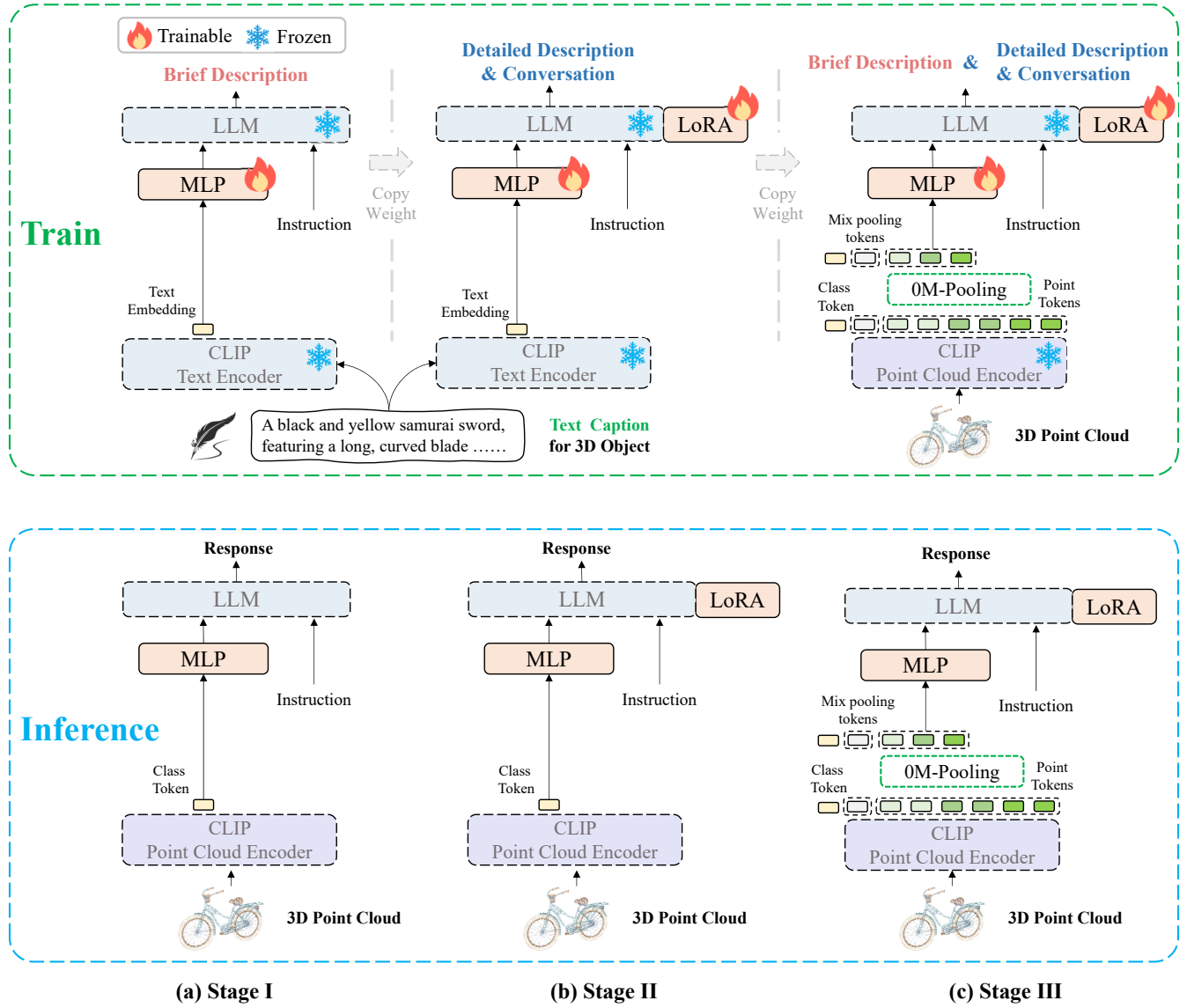


Figure 20: Architectures of training and inferencing in three stages.