

A roadmap for neutrino detection at LHC, HL-LHC and SPS

Elena Graverini^{a,b,c,*}, on behalf of the SND@LHC and SHiP Collaborations

^aUniversità di Pisa, Pisa, Italy

^bINFN Sezione di Pisa, Pisa, Italy

^cÉcole Polytechnique Fédérale, Lausanne, Switzerland

Abstract

SND@LHC is a new detector for neutrino physics at LHC. Its experimental configuration makes it possible to distinguish between all three neutrino flavours, opening a unique opportunity to probe physics of heavy flavour production at the LHC in the region that is not accessible to ATLAS, CMS and LHCb. It can also explore lepton flavour universality in the neutral sector, and search for feebly interacting particles. The detector has been commissioned and installed in 2021-2022. A first set of data has since then been collected, providing the first observation of neutrinos produced at a collider. This paper discusses the detector technologies being used to study high-energy neutrinos at the LHC, and their performance in terms of physics reach. The necessary upgrades to operate at high-luminosity LHC are presented, as well as a proposed experiment to perform neutrino measurements at the newly approved Beam Dump Facility.

Keywords: SND@LHC Neutrino LHC SHiP BDF

1. Introduction

Interest in high-energy neutrinos produced at pp colliders dates back to the '80s [1]. Neutrinos are produced at the CERN Large Hadron Collider (LHC) in leptonic W and Z decays, as well as in decays of hadrons containing heavy b or c quarks. Subsequent decays of lighter secondary particles (pions and kaons) also produce neutrinos.

What makes the LHC unique as a neutrino factory is the large energy of collisions. Measurements with neutrinos have historically been performed at low energy, for oscillation studies, reaching an energy of 350 GeV only for muon neutrinos. Very high-energy cosmic rays provide a source of neutrinos above 10 TeV, while the range 350 GeV–10 TeV remains unexplored [2, 3].

Only in the last decade, however, was it shown that backgrounds at the LHC are low enough for neutrino experiments [4, 5, 6]. At LHC energies, neutrino interaction cross-sections are relatively large, and the high flux of neutrinos expected in the forward direction implies that a relatively small compact detector would have significant potential for physics.

2. The SND@LHC experiment

SND@LHC [7] is a new experiment conceived to study neutrinos of all flavours at LHC. It has been installed and commissioned in 2021-2022, and it has been taking data since the start of the LHC Run 3. It is expected to collect an integrated luminosity of 250 fb^{-1} by 2025, corresponding to roughly 2000 neutrino interactions.

The SND@LHC detector is located in the TI18 service tunnel, on the path of the flux of high-energy neutrinos produced in pp collision at the ATLAS interaction point IP1. It looks in the opposite direction of IP1 with respect to the only other neutrino detector currently in operation at LHC, FASER ν [8]. SND@LHC is located slightly off-axis from the neutrino beam, with pseudorapidity coverage $7.2 < \eta < 8.4$, which allows it to probe neutrinos which largely originate from decays of charmed mesons. This pseudorapidity region cannot be covered by any of the four large LHC experiments.

The TI18 tunnel is located about 480 m away from IP1, which shields SND@LHC from most charged particles produced in pp collisions. The detector is composed of four parts, schematised in Figure 1. Events where a charged particle has entered the detector from the front (mostly consisting of muons) are removed using a recently upgraded veto detector [9], composed of three orthogonal planes of $1 \times 6 \times 42 \text{ cm}^3$ scintillating bars, read out by Hamamatsu S14160-6050HS silicon photomultipliers (SiPM) at both ends. Each bar is made of EJ-200 scintillator and isolated by a cover made of Mylar foils. After the upgrade (addition of a third plane) the veto system reached an inefficiency of 10^{-8} , measured in 2024 data.

The target and vertex detector consists of 830 kg of Emulsion Cloud Chambers (ECC) [11] and it is further instrumented with an electronic tracker. Each of the five walls comprises 4 ECC bricks, each made of 60 emulsion films alternated with 1 mm thick tungsten plates acting as passive material. Emulsion films are replaced approximately every 25 fb^{-1} during short technical stops, with a procedure requiring an access of at most 5 hours, and they are analysed by a newly-developed fast procedure using fully automated optical microscopes [12]. The replacement rate has been calibrated based on a measurement of the muon

*Corresponding author

Email address: elena.graverini@cern.ch (Elena Graverini)

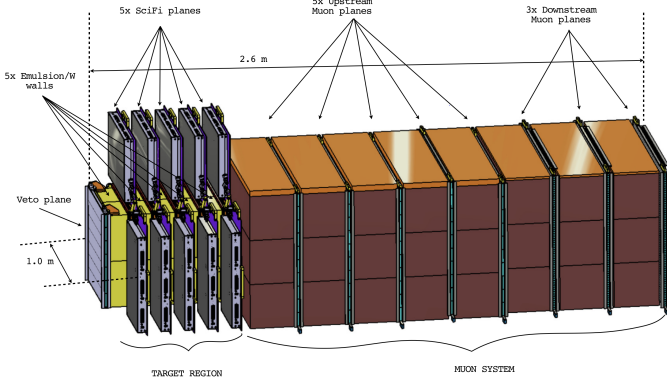


Figure 1: Layout of the SND@LHC experiment [10].

flux in the TI18 tunnel [13]. Five scintillating fibre (SciFi) [14] planes are interleaved to the ECC walls. These electronics trackers have three functions: (i) providing a time-stamp to neutrino interactions reconstructed in the ECCs; (ii) performing a real-time energy measurement of electromagnetic showers, in sampling calorimeter setup that uses the ECCs as passive material; and (iii) measuring the energy of hadronic showers in combination with the scintillating bars of the muon detector. Each scintillating fibre mat is composed of 6 staggered layers of double-cladded polystyrene fibres with a $250\ \mu\text{m}$ diameter, glued together with titan oxide-loaded epoxy glue in order to prevent cross-talk between fibres, and read at one end by an array of Hamamatsu S13552 SiPMs. While this technology is already in use at the LHCb experiment, the readout electronics have been reoptimised to increase time resolution and detect electromagnetic showers.

Eight layers of scintillating bars interleaved with 20 cm thick iron slabs, placed downstream of the neutrino target, act as sampling hadronic calorimeter, and identify muons passing through the detector. The total thickness is about $11\ \lambda_{\text{int}}$ for showers starting in the target region. The first five layers use 6 cm thick EJ-200 scintillating bars, while the last three layers have a higher granularity geometry conceived in view of muon identification, and use alternating layers of horizontal and vertical 1 cm thick bars. The whole system is read out at both ends by Hamamatsu S14160 SiPMs, with the exception of the vertical planes of the downstream layers, as the bars are located as close as possible to the cavern floor to improve acceptance.

The whole detector is surrounded by a 30% borated polyethylene and acrylic box acting as once as a low-energy neutron shield and as an insulation chamber with controlled temperature and humidity, which is necessary for the correct operation of the emulsion films.

All subsystems are read out with the same electronics, consisting of TOFPET2 ASIC front-end boards and custom DAQ boards based on the Mercury SA1 module from Enclustra [7].

DPMJET3, FLUKA, GENIE and GEANT4 are used to perform simulation studies. About 550 neutral-current and three times as many charged-current interactions are expected in the detector, from neutrinos of all three flavours, in a mixture of about

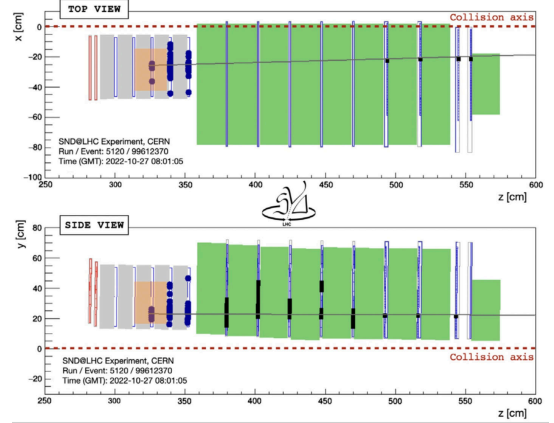


Figure 2: Top and side view of a recorded ν_μ CC scattering event at SND@LHC [16].

72% ν_μ , 23% ν_e and 5% ν_τ without distinction between neutrinos and anti-neutrinos. The main physics case of the current stage of SND@LHC is the measurement of charm production using ν_e , a measurement that can be performed with a statistical uncertainty smaller than 5% and that is dominated by systematic uncertainties of about 35%. Reducing these systematic uncertainties led the collaboration to propose an upgrade of the experiment, discussed in Section 3. This measurement can provide insight into the $gg \rightarrow c\bar{c}$ scattering process, with SND@LHC capable of probing a gluon momentum fraction x ranging down to 10^{-6} , where the gluon PDF is completely unknown. Measuring the latter at such low x can provide crucial input for future experiments with a similar sensitivity range, such as FCC [15]. The data collected at SND@LHC will furthermore enable lepton flavour universality (LFU) tests in the neutrino sector. With the LHC Run 3 data sample, these tests can reach about 30% statistical and 20% systematic uncertainty in the ν_e/ν_τ ratio, dominated by the low yield of ν_τ , and 10% statistical and 10% systematic uncertainty in the ν_e/ν_μ ratio when restricted to $E_\nu > 600\ \text{GeV}$ to exclude contamination from pion and kaon decays.

SND@LHC can also perform model-independent searches for feebly interacting particles (FIPs) in scattering signatures [17]. The main background for direct searches is due to neutrino interactions, and it can be vastly reduced by measuring the time-of-flight (TOF), which is enabled by the 200 ps resolution of the SciFi detector. The significance of the search will therefore depend on the FIP mass. New particles may also be searched for in decay signatures, thanks to the excellent spatial resolution provided by the ECC technology.

In early 2023, both FASER ν and SND@LHC collaborations published their first observation of collider muon neutrinos, at about 16σ and 6.8σ , respectively, using data collected in 2022 [18, 16]. One of the candidates observed by SND@LHC is shown in Figure 2. The SND@LHC collaboration recently updated the analysis with 2023 data and expanded the fiducial volume, raising the amount of collected neutrino candidate interactions from 8 to 32 and the significance to 12σ , while also providing a first measurement of kinematic spectra and a first

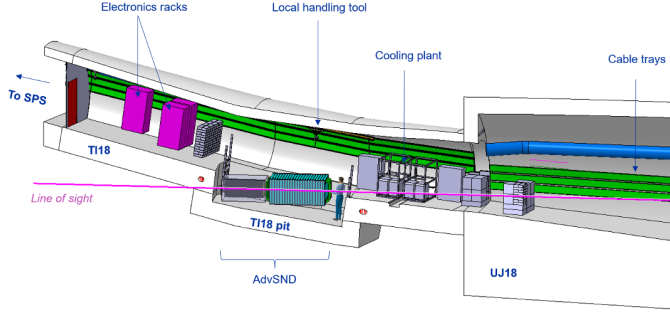


Figure 3: Layout of the AdvSND detector including civil engineering in the T118 LHC service tunnel [20].

observation of ν_e -like events based solely on the electronic detectors [19]. Analysis of the emulsion films is ongoing.

3. High-luminosity upgrade: AdvSND

An upgrade of the detector, AdvSND, is proposed for LHC Run 4, in order to fully exploit the potential of the future High-Luminosity LHC (HL-LHC) collider upgrade [21]. The use of nuclear emulsions will not be an option, given the foreseen five-fold increase in instantaneous luminosity. Furthermore, the collaboration seeks to implement structural design changes that had been impossible for Run 3 given the short time available for detector installation. In fact, the current configuration of T118 (sloping floor and available space) has imposed severe limitations on the SND@LHC acceptance and performance.

Civil engineering interventions are proposed in order to enhance the detector acceptance and to accommodate a magnetised hadronic calorimeter. The latter would allow for a first observation of tau anti-neutrinos, the last particle of the SM that is known to exist but has not yet been observed. The foreseen layout for AdvSND is undergoing intense studies and it is schematised in Figure 3.

It is proposed to reuse the silicon microstrip sensors from the two outermost layers of the CMS Tracker Outer Barrel (TOB) [22] to build the new AdvSND target and electromagnetic calorimeter. The CMS board has approved this transition on February 9, 2024. Eight $10 \times 20 \text{ cm}^2$ modules will be mapped to one $40 \times 40 \text{ cm}^2$ SND target station. The target itself will consist of 100 alternating layers of tungsten absorbers and silicon trackers, as seen in Figure 4. A prototype is under construction and its performance will be tested in summer 2024. An option is being considered, to replace 50 layers with large-scale Monolithic Stitched Sensors (MOSS) in synergy with the ALICE ITS3 upgrade. These sensors could overlap each other in the central region and thus provide tracklets in a way similar to what was achieved with emulsion films.

A dual system comprising a near and a far detector is a possibility being explored for the LHC Run 5. AdvSND, as described above, will act as a far detector. A near detector could be placed in the UJ57/56 hall, near CMS. This detector would overlap with the LHCb acceptance, where charm and beauty measurements are best performed. The role of the near detector

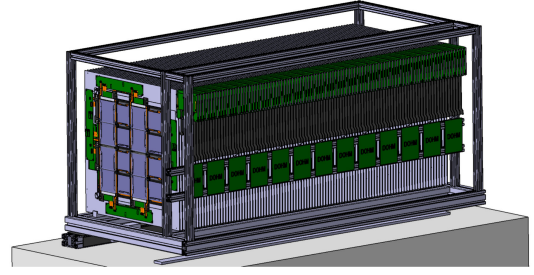


Figure 4: View of the full stack of 100 tungsten-silicon tracker stations for AdvSND [21].

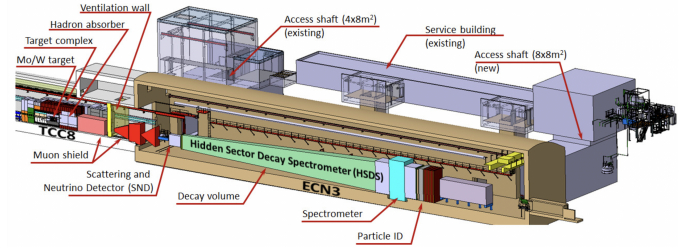


Figure 5: Scheme depicting the layout of the SHiP proposed experiment in the ECN3 experimental hall [23].

would be to reduce systematic uncertainties on the measurement of the gluon PDF, and to enable a standalone measurement of neutrino cross-sections. Including the near detector, the systematic uncertainty on the gluon PDF measurement can be reduced to the same level of the expected statistical sensitivity, *i.e.* about 1%. The LFU measurements will also profit from the larger data sample, decreasing the ν_e/ν_τ statistical uncertainty to 5% and that of ν_e/ν_μ to a few %.

4. The SHiP experiment at the Beam Dump Facility

The Beam Dump Facility (BDF) and its main user, the SHiP experiment (Search for Hidden Particles), have recently been approved by the CERN directorate for construction in the North Area. The experiment had first been proposed in 2014 and its design has since shifted in order to make future use of the ECN3 experimental hall currently used by the NA62 experiment [23]. In fact, the SND@LHC detector idea was initially devised for use at the BDF, and it has then been extended for higher-energy operation at LHC.

The SHiP experiment (Figure 5) consists of two parts: a hidden sector decay spectrometer (HSDS), aimed at the direct detection of FIPs, and of a scattering and neutrino detector (SND) for neutrino and light dark matter physics. The BDF will deliver a 400 GeV/c proton beam extracted from the SPS onto a target composed of blocks of titanium–zirconium-doped molybdenum alloy (TZM), clad by a tantalum-alloy, followed by blocks of tantalum-cladded pure tungsten. This design optimises the production of heavy-flavoured hadrons and photons, while suppressing light-flavoured hadron decays into muons and neutrinos. This provides the cleanest possible environment

for FIP searches. The HSDS detector is composed of a long vacuum vessel serving as fiducial decay volume, preceded and surrounded by veto taggers, and followed by a straw spectrometer, a timing detector and a calorimeter.

A magnetic muon shield precedes the HSDS. Muons are the only particles that emerge from the BDF and constitute background for FIP searches, and their large yield makes the operation of the SHiP detector problematic. An alternate-polarity magnet is designed, to split the muon beam into well separated positively and negatively charged components with a virtually background-free area in the centre, where the SHiP detector is located. This design was re-optimised for ECN3 using deep learning models [24], and it comprises a first superconducting magnet followed by three normal-conducting magnets.

The SND detector is placed immediately downstream of the muon shield. It comprises a neutrino interaction target using the same technology as the current SND@LHC experiment, and a muon spectrometer designed to identify $\nu_\mu/\bar{\nu}_\mu$ and $\nu_\tau/\bar{\nu}_\tau$. An option to integrate the neutrino target inside the last elements of the muon shield, to improve the acceptance of the HSDS by pulling it closer to the BDF, is currently being investigated.

The high-intensity beam of the SPS will provide the BDF/SHiP experiment with an unprecedented neutrino yield. About 14×10^6 charged-current interactions are expected in the detector. In particular, the collaboration expects to reconstruct about 53000 tau-flavoured neutrinos. Charge separation can be performed for leptonically-decaying τ leptons, allowing to correctly identify about 4000 ν_τ and 3000 $\bar{\nu}_\tau$ interactions. It should be noted that such a dataset can be used to constrain the ν_τ magnetic moment down to about $9 \times 10^{-8} \mu_B$. More than 6×10^5 neutrino-induced charmed hadrons are expected, exceeding the samples available in previous experiments by over an order of magnitude [23].

5. Conclusions

A roadmap for neutrino studies at current and future experimental facilities is presented. The “Scattering and Neutrino Detector” (SND) concept has been successfully implemented in the SND@LHC detector and it has already provided the first results using the beam of forward neutrinos produced in pp interactions at the LHC IP1. Such detector is also capable of dark matter searches in scattering and decay signatures. A proposed upgrade in view of high-luminosity LHC is presented, aimed at greatly reducing the main systematics for the measurement of the gluon PDF in $pp \rightarrow c\bar{c}$ scattering. Finally, a renewed implementation of the original SND detector at the future Beam Dump Facility is reviewed. This detector will profit from unprecedented statistics for all neutrino flavours.

Acknowledgements

The author gratefully acknowledges support from the Swiss National Science foundation, grant number PZ00P2_202065.

References

- [1] A. De Rujula, R. Ruckl, Neutrino and muon physics in the collider mode of future accelerators, in: SSC Workshop: Superconducting Super Collider Fixed Target Physics, 1984, pp. 571–596. doi:10.5170/CERN-1984-010-V-2.571.
- [2] R. L. Workman, et al. (Particle Data Group), Review of Particle Physics, PTEP 2022 (2022) 083C01. doi:10.1093/ptep/ptac097.
- [3] M. Bustamante, A. Connolly, Extracting the Energy-Dependent Neutrino-Nucleon Cross Section above 10 TeV Using IceCube Showers, Phys. Rev. Lett. 122 (2019) 041101. doi:10.1103/PhysRevLett.122.041101. arXiv:1711.11043.
- [4] S. Buontempo, G. M. Dallavalle, G. De Lellis, D. Lazic, F. L. Navarra, CMS-XSEN: LHC Neutrinos at CMS. Experiment Feasibility Study (2018). arXiv:1804.04413.
- [5] N. Beni, et al., Physics Potential of an Experiment using LHC Neutrinos, J. Phys. G 46 (2019) 115008. doi:10.1088/1361-6471/ab3f7c. arXiv:1903.06564.
- [6] N. Beni, et al., Further studies on the physics potential of an experiment using LHC neutrinos, J. Phys. G 47 (2020) 125004. doi:10.1088/1361-6471/aba7ad. arXiv:2004.07828.
- [7] G. Acampora, et al. (SND@LHC), SND@LHC: the scattering and neutrino detector at the LHC, JINST 19 (2024) P05067. doi:10.1088/1748-0221/19/05/P05067. arXiv:2210.02784.
- [8] H. Abreu, et al. (FASER), Detecting and Studying High-Energy Collider Neutrinos with FASER at the LHC, Eur. Phys. J. C 80 (2020) 61. doi:10.1140/epjc/s10052-020-7631-5. arXiv:1908.02310.
- [9] G. Paggi, Vetoing charged particles for neutrino detection at the LHC, in: 16th Pisa Meeting on Advanced Detectors, 2024.
- [10] Technical Proposal: SND@LHC - Scattering and Neutrino Detector at the LHC (2021). cds.cern.ch/record/2750060.
- [11] R. Acquafredda, et al., The OPERA experiment in the CERN to Gran Sasso neutrino beam, JINST 4 (2009) P04018. doi:10.1088/1748-0221/4/04/P04018.
- [12] A. Alexandrov, et al., A new fast scanning system for the measurement of large angle tracks in nuclear emulsions, JINST 10 (2015) P11006. doi:10.1088/1748-0221/10/11/P11006.
- [13] R. Albanese, et al. (SND@LHC), Measurement of the muon flux at the SND@LHC experiment, Eur. Phys. J. C 84 (2024) 90. doi:10.1140/epjc/s10052-023-12380-3. arXiv:2310.05536.
- [14] LHCb Tracker Upgrade Technical Design Report (2014). cds.cern.ch/record/1647400.
- [15] A. Abada, et al. (FCC), FCC Physics Opportunities: Future Circular Collider Conceptual Design Report Volume 1, Eur. Phys. J. C 79 (2019) 474. doi:10.1140/epjc/s10052-019-6904-3.
- [16] R. Albanese, et al. (SND@LHC), Observation of Collider Muon Neutrinos with the SND@LHC Experiment, Phys. Rev. Lett. 131 (2023) 031802. doi:10.1103/PhysRevLett.131.031802. arXiv:2305.09383.
- [17] A. Boyarsky, O. Mikulenko, M. Ovchinnikov, L. Shchutka, Searches for new physics at SND@LHC, JHEP 03 (2022) 006. doi:10.1007/JHEP03(2022)006. arXiv:2104.09688.
- [18] H. Abreu, et al. (FASER), First Direct Observation of Collider Neutrinos with FASER at the LHC, Phys. Rev. Lett. 131 (2023) 031801. doi:10.1103/PhysRevLett.131.031801. arXiv:2303.14185.
- [19] C. Vilela, Recent results from SND@LHC, in: 58th Rencontres de Moriond: QCD & High energy interactions, 2024.
- [20] LHCC Focus Session on SND: Run 4 Plans, indico.cern.ch/event/1420624, 2024.
- [21] Letter of Intent: AdvSND, The Advanced Scattering and Neutrino Detector at High Lumi LHC (2024). cds.cern.ch/record/2895224.
- [22] The CMS tracker system project: Technical Design Report (1998). cds.cern.ch/record/368412.
- [23] BDF/SHiP at the ECN3 high-intensity beam facility (2023). cds.cern.ch/record/2878604.
- [24] A. Baranov, E. Burnaev, D. Derkach, A. Filatov, N. Klyuchnikov, O. Lantwin, F. Ratnikov, A. Ustyuzhanin, A. Zaitsev (SHiP), Optimising the active muon shield for the SHiP experiment at CERN, J. Phys. Conf. Ser. 934 (2017) 012050. doi:10.1088/1742-6596/934/1/012050.