

Monetizing digital content with network effects: A mechanism-design approach*

Vincent Meisner[†]

Pascal Pillath[‡]

September 16, 2024

Abstract

We design the profit-maximizing mechanism to sell an excludable and non-rival good with network effects. Buyers have heterogeneous private values that depend on how many others also consume the good. In optimum, an endogenous number of the highest types shares consumption, and we provide an algorithm that implements this allocation in dominant strategies. We apply our insights to digital content creation, and we are able to rationalize features seen in monetization schemes in this industry such as voluntary contributions, community subsidies, and exclusivity bids.

JEL-Classification: D82.

Keywords: Mechanism design, non-rival goods, club goods, network effects, digital content, creator economy.

*For useful comments and suggestions, we thank audiences at BSoE, UC3M, Lisbon GT Meeting'23, CMID'24, EARIE'24, and, in particular, Andreas Asseuer, Helmut Bester, Tobit Gamp, Ángel Hernando-Veciana, Matthias Lang, Volker Nocke, Johannes Schneider, Sebastian Schweighofer-Kodritsch, and Roland Strausz. Financial support by Deutsche Forschungsgemeinschaft through CRC TRR 190 is gratefully acknowledged.

[†]Humboldt-Universität zu Berlin, Institute for Economic Theory 1, Spandauer Str. 1, D-10178 Berlin (Germany), Email: vincent.meisner@tu-berlin.de.

[‡]Humboldt-Universität zu Berlin, Institute for Economic Theory 1, Spandauer Str. 1, D-10178 Berlin (Germany), Email: pascal.pillath@hu-berlin.de.

1 Introduction

The “creator economy” is a system in which platforms such as Instagram, OnlyFans, Snapchat, Tiktok, Twitch or YouTube rely on content which is created by its users. The size of this market is estimated to be over \$100 billion US dollars. While this industry has many examples of top earners, the vast majority of creators cater to smaller audiences and struggle to make a living from their content production.¹ Many companies are experimenting with various payment features to support smaller creators. In this paper, we contribute to the design of optimal monetization schemes for such creators. Our model emphasizes the implications from three important features of this market: oligopsony, network effects, and the non-rivalry of digital content. We show that the optimal payment structure is fundamentally different from the simple pricing that maximizes profit in large markets.

We model the content creator as a mechanism designer selling a non-rival and excludable good (her digital content) that she produces at a one-time cost.² Buyers (users) draw a private value parameter, but their consumption value also depends on how many buyers access the good. Incorporating network effects into a modified cost function allows us to characterize the profit-maximizing allocation through an algorithm that compares virtual values (marginal revenue) to modified marginal costs. Because the network effects do not depend on the exact composition, always the highest types are selected for consumption, but the number of selected consumers is endogenous. This allocation is implementable in dominant strategies, and the solution to an optimization under a weaker Bayesian incentive constraint is identical. Varying the direction and size of network effects enables us to nest several benchmark cases: selling an indivisible private good (Myerson, 1981), which is essentially a good that loses its value when it is shared, and private supply of a public good (Güth and Hellwig, 1986), which is essentially a good that loses its value when it is not shared with everyone. Specifically, we can express network effects through a single parameter, which, depending on its level, we can interpret as a degree of rivalry or a degree of excludability of the good.

Our model obviously fits many other applications such as selling licences to operate in a market or selling a messenger app: in the first case, network effects are negative because a larger number of competitors reduces each individual firm’s profits, and, in the second case, network effects are positive because a larger user base increases the value of a messenger client. The general model deals with a seller offering a club good with network effects on both the seller’s revenue and the buyers’ values. Our suggested indirect implementations are tailored to the application to the creator economy, and we are indeed able to rationalize features of monetisation schemes seen in practice.

¹Some of the “Top Creators 2023” listed by Forbes (2023) such as MrBeast, FuckJerry, Jake Paul, or KSI made more than \$30 million dollars that year, whereas the Economist (2021) suggests that more than 99% of content creators barely earn below minimum wage.

²Rather than literally taking this cost as a cost for production, we can also more broadly interpret it as an opportunity cost arising from not working in a different industry.

We show that the profit-maximizing allocation can be implemented with a voluntary all-pay contribution mechanism in which users can opt to pay more than others to make the content provision more likely. A wide range of platforms such as OnlyFans, Substack, or Twitch couple subscription fees with “tipping” or “donation” features. The optimality of such schemes is an implication of modeling digital content as a club good with a fixed production cost. Here, the cost entails a positive externality among the buyers independent of the direction of the network effects because another buyer might be necessary to finance the production. To increase the probability that the content is provided at all, a high-value consumer is willing to pay more than others for an identical good. This aspect loses importance when markets become large such that a simple posted price mechanism becomes optimal.

We also illustrate how positive network effects offer a self-interested rational for allowing “gifts” or subsidies to other users, another only seemingly altruistic monetization element employed by, for instance, Twitch. Often consumers value engagement with others through comments, “likes,” and chats such that the size of a creator’s community enters their consumption value. We also allow for this network effect to be negative (congestion): a large audience may spark spam or come with a loss of a community feeling through reduced chances of directly engaging with the creator. In such settings, an optimal monetisation scheme must permit users to pay extra to exclude others from consumption. We also include direct network effects on the creator’s profit, which reflect additional business opportunities that only emerge for popular creators with sufficiently large audiences. All creators in the “Top Creators 2023” list by Forbes (2023) make a significant fraction of their income through merchandise, advertisement deals or other partnerships that only arise through their fame. This feature of our model explains why, for instance, a blogger or podcaster may provide content for free in order to attract a large audience of which some then buy their book or their designed clothes.

Literature: Cornelli (1996) considers our baseline model without any network effects. Due to this relation, our indirect implementation through voluntary payment mechanisms also extends the payment scheme proposed in her paper. She considers a monopolistic mechanism designer who can produce a good at a fixed cost and zero marginal cost. By rewriting the profit maximization problem, we essentially model the network effects as (possibly negative) costs. However, in contrast to Schmitz (1997), who extends the cost function of Cornelli (1996) to agent specific but constant costs, the “costs” in our setting depend on the number of consuming buyers. The network effect on the buyer’s value engenders in a type-dependent cost-benefit analysis. The similarities with these papers also connect our paper to the literature on crowdfunding (Belleflamme et al., 2015; Strausz, 2017; Ellman and Hurkens, 2019) and serial cost sharing (Moulin and Shenker, 1992; Moulin, 1994).

By modelling digital content as a club good (Buchanan, 1965), our work also relates to the mechanism-design literature on excludable public goods (Deb and Razzolini, 1999; Hellwig, 2003, 2005; Norman, 2004; Hellwig, 2007; Bierbrauer, 2011), where

the goal is efficient provision rather than profit maximization. Birulin (2006) considers public goods with congestion, but, in contrast to us, models the congestion as a capacity constraint rather than incorporating it directly in the agents' payoff function.

In contrast to other papers, we model the network externality by making agents' consumption value dependent on the number of other consumers. Imas and Madarász (2021) provide evidence that consumers' valuations for the consumption of a good can be increasing in others' unmet desires. That is, all else equal the willingness-to-pay increases when other consumers are excluded from the market.

Mechanism design with allocation externalities was also studied by Jehiel et al. (1996), but they are concerned with the externality on agents who did not acquire the good rather than joint consumption. Akbarpour et al. (2024) study vaccine allocation, where the externality also effects people that do not consume the good. The externality of the good in Csorba (2008); Kang (2020); Ostrizek and Sartori (2023); Pai and Strack (2022) depends on the total production of the good in the economy. The consumption value in Segal (1999) depends on other agents' trades. While the externality in our model only depends on the number of consumers, the externality in Dworczak et al. (2024) depends on the composition of the consumer set.

2 Model

Players and outcomes: A monopolistic seller (mechanism designer) can produce a non-rival and excludable good at cost c . She faces N buyers $i \in \mathcal{N}$, and she designs an arbitrary (finite) game that determines the outcome. Formally, an outcome $o = (q_i, m_i)_{i \in \mathcal{N}}$ determines for each buyer i whether he can consume the good, $q_i \in \{0, 1\}$, and his payment $m_i \in \mathbb{R}$.

Types: Buyer i privately learns his value type θ_i , an iid draw from a commonly known distribution with cdf F , continuous and positive density f , and support $\Theta := [0, \bar{\theta}]$. A type profile is denoted by $\boldsymbol{\theta} := (\theta_i)_{i \in \mathcal{N}} \in \Theta^N$, and we sometimes use the notation $\boldsymbol{\theta} = (\theta_i, \boldsymbol{\theta}_{-i})$. By independence, the joint distribution of $\boldsymbol{\theta}$ is given by $G(\boldsymbol{\theta}) = \prod_{j \in \mathcal{N}} F(\theta_j)$, and we define $G_{-i}(\boldsymbol{\theta}_{-i})$ analogously.

Payoffs: For a given outcome, we call the subset of buyers that consume the good the consumer set, $J = \{i : q_i = 1\} \subseteq \mathcal{N}$. Given a consumer set of size $|J| = k$, buyer i 's valuation for the good is $v(\theta_i, k)$. We allow for positive and negative value network effects, i.e., v can be increasing or decreasing in k , but we assume these network effects go in the same direction for all types, i.e., $\text{sign}(v(\theta_i, k) - v(\theta_i, k')) = \text{sign}(v(\theta'_i, k) - v(\theta'_i, k'))$ for all $k', k, \theta_i, \theta'_i$. Moreover, v is continuous and increasing in θ_i , $\partial v(\theta_i, k) / \partial \theta_i > 0$ for all θ_i and k , and we impose the following single-crossing assumption for all $x > y, k > k'$,

$$\text{sign}\{(v(x, k) - v(x, k')) - (v(y, k) - v(y, k'))\} = \text{sign}\{v(x, k) - v(x, k')\}. \quad (\text{SC})$$

It implies that the effect of a change in the number of consumers on the marginal

utility in terms of types goes in the same direction as the network effect. That is, for positive network effects, larger types benefit more when the consumer set expands; for negative network effects, larger types lose more when the consumer set expands.

Given an outcome in which k buyers consume the good, the utility of buyer i is given by

$$q_i v(\theta_i, k) - m_i.$$

The seller maximizes her expected profit, and she only incurs cost c when the good is provided, i.e., when there is at least one consumer, $k > 0$. For a given outcome, the seller's profit is

$$\sum_{i=1}^N m_i + \varphi(k) - c \mathbb{1}_{k>0}, \quad (1)$$

where function $\varphi : \{0, 1, \dots, N\} \rightarrow \mathbb{R}$ maps a number of consumers $k = |J|$ into direct profit network effects that can be positive or negative depending on the application.

Game: The seller sets up an arbitrary (finite) game in which each buyer selects an action (plan) $\alpha_i \in \mathcal{A}_i$ with a strategy $\sigma_i : \Theta \rightarrow \mathcal{A}_i$. Let $\mathcal{A} := (\mathcal{A}_i)_{i \in \mathcal{N}}$. An outcome function $g : \mathcal{A} \rightarrow \Delta \mathcal{O}$ maps an action profile into a distribution over outcomes $o \in \mathcal{O}$, where $g_i(\boldsymbol{\alpha})$ is a distribution over the final allocation decision and payment of buyer i given all players' actions $\boldsymbol{\alpha}$. Moreover, each buyer must receive at least his outside option, which we normalize to a payoff of zero. By the revelation principle, we can restrict attention to incentive-compatible direct revelation mechanisms (DRM) in our quest to find the optimal allocation because they can replicate any $\langle \mathcal{A}, g, \sigma \rangle$. Because direct mechanisms are barely used in practice, we also propose indirect mechanisms that implement this allocation.

DRM: In a deterministic³ DRM, each buyer i reports his type, and functions $\langle q, m \rangle = (q_i, m_i)_{i \in \mathcal{N}}$ determine the outcome for each combination of types, $q_i : \Theta^N \rightarrow \{0, 1\}$ and $m_i : \Theta^N \rightarrow \mathbb{R}$. For any deterministic DRM, we can define the number of consumers (size of the consumer set) as $k(\boldsymbol{\theta}) := \sum_{i \in \mathcal{N}} q_i(\boldsymbol{\theta})$.

Given the other buyers' reported types $\widehat{\boldsymbol{\theta}}_{-i}$, the payoff of a buyer of type θ_i who reported $\widehat{\theta}_i$ to the DRM is

$$u_i(\widehat{\theta}_i, \widehat{\boldsymbol{\theta}}_{-i} | \theta_i) = q_i(\widehat{\theta}_i, \widehat{\boldsymbol{\theta}}_{-i}) v(\theta_i, k(\theta_i, \widehat{\boldsymbol{\theta}}_{-i})) - m_i(\widehat{\theta}_i, \widehat{\boldsymbol{\theta}}_{-i}).$$

Note that buyer i 's utility depends on the final allocation through the size of the consumer set, which depends on the other buyers' reported types, not their true types. That is, we are still in a private-value setting. Moreover, for fixed $\widehat{\boldsymbol{\theta}}_{-i}$

³The revelation principle may not hold when restricting attention to deterministic mechanisms. However, this is not an issue in our setting with ex-post constraints. See Jarman and Meisner (2017). Our focus on deterministic mechanisms turns out to be without loss in our setting.

and a given function q , buyer i 's report fixes the allocation (and hence k) deterministically. We impose ex-post (dominant-strategy) incentive and participation constraints when maximizing expected profit can be expressed as

$$\begin{aligned} U_i(\theta_i, \widehat{\boldsymbol{\theta}}_{-i}) &= u_i(\theta_i, \widehat{\boldsymbol{\theta}}_{-i}|\theta_i) \geq u_i(\widehat{\theta}_i, \widehat{\boldsymbol{\theta}}_{-i}|\theta_i) & \forall i, \theta_i, \widehat{\theta}_i, \widehat{\boldsymbol{\theta}}_{-i} & \quad (\text{DS-IC}) \\ u_i(\theta_i, \widehat{\boldsymbol{\theta}}_{-i}|\theta_i) &\geq 0 & \forall i, \theta_i, \widehat{\boldsymbol{\theta}}_{-i}. & \quad (\text{IR}) \end{aligned}$$

In contrast to a rival-goods problem, we do not have a restriction $\sum_i q_i(\boldsymbol{\theta}) \leq 1$ because the good can be consumed by all buyers at the same time such that the only feasibility constraint of our deterministic mechanism is $q_i(\boldsymbol{\theta}) \in \{0, 1\}$ for all $\boldsymbol{\theta}$ and i .

Implementability: The constraint (DS-IC) implies that q_i must be weakly increasing in type θ_i for all $\boldsymbol{\theta}_{-i}$ whereas the transfers are pinned down by the familiar integral form (4) below. Consequently, (DS-IC) implies (IR) if the lowest type gets at least utility zero for all $\boldsymbol{\theta}_{-i}$. The following results are helpful to rewrite our problem.

Lemma 1. *A direct mechanism $\langle q, m \rangle$ is incentive compatible if and only if for every i and every $\boldsymbol{\theta}_{-i}$,*

(i) *there is a type $\underline{x}(\boldsymbol{\theta}_{-i})$ such that for all $\theta_i \geq \underline{x}(\boldsymbol{\theta}_{-i}) > \theta'_i$:*

$$q_i(\theta_i, \boldsymbol{\theta}_{-i}) = 1 \text{ and } q_i(\theta'_i, \boldsymbol{\theta}_{-i}) = 0; \quad (2)$$

(ii) *for all $\theta_i > \theta''_i \geq \underline{x}(\boldsymbol{\theta}_{-i})$,*

$$v(\theta_i, k(\theta_i, \boldsymbol{\theta}_{-i})) - v(\theta''_i, k(\theta_i, \boldsymbol{\theta}_{-i})) \geq v(\theta_i, k(\theta''_i, \boldsymbol{\theta}_{-i})) - v(\theta''_i, k(\theta''_i, \boldsymbol{\theta}_{-i})); \quad (3)$$

(iii) *for all $\theta_i \geq \underline{x}(\boldsymbol{\theta}_{-i}) > \theta'_i$:*

$$\begin{aligned} m_i(\theta'_i, \boldsymbol{\theta}_{-i}) &= m(0, \boldsymbol{\theta}_{-i}), \\ m_i(\theta_i, \boldsymbol{\theta}_{-i}) &= m(0, \boldsymbol{\theta}_{-i}) + v(\theta_i, k(\theta_i, \boldsymbol{\theta}_{-i})) - \int_{\underline{x}(\boldsymbol{\theta}_{-i})}^{\theta_i} \frac{\partial v(t, k(t, \boldsymbol{\theta}_{-i}))}{\partial t} dt \end{aligned} \quad (4)$$

The above lemma gives familiar necessary and sufficient conditions (2) and (4) for incentive compatibility. Because we assume that value network effects go into the same direction for all types, they agree on the preference order over consumer set sizes. The next lemma below tells us that (3) and (SC) together imply that higher types who get the good must get a weakly “better” consumer set size.

Lemma 2. *Order consumer set sizes k_1, \dots, k_n such that $v(\theta_i, k_j) \geq v(\theta_i, k_{j+1})$ for all θ_i . A direct mechanism $\langle q, m \rangle$ is incentive-compatible given any $\boldsymbol{\theta}_{-i}$ if and only if the interval $(\underline{x}(\boldsymbol{\theta}_{-i}), \bar{\theta}]$ is partitioned by cutoffs $x_1(\boldsymbol{\theta}_{-i}) \geq \dots \geq x_n(\boldsymbol{\theta}_{-i})$ such that $k(\theta_i, \boldsymbol{\theta}_{-i}) = j$ if $\theta_i \in (x_j(\boldsymbol{\theta}_{-i}), x_{j+1}(\boldsymbol{\theta}_{-i})]$ with $x_{n+1}(\boldsymbol{\theta}_{-i}) = \bar{\theta}$.*

Rewriting the payoffs: Exploiting the integral form (4), we can rewrite the seller's objective as

$$\int_{\Theta^N} \left(\sum_{i=1}^N \psi(\theta_i, k(\boldsymbol{\theta})) q_i(\boldsymbol{\theta}) + \varphi(k(\boldsymbol{\theta})) - c \mathbb{1}_{k(\boldsymbol{\theta}) > 0} \right) dG(\boldsymbol{\theta}), \quad (5)$$

where the virtual value of type θ_i in a consumer set of size k is given by

$$\psi(\theta_i, k) = v(\theta_i, k) - \frac{1 - F(\theta_i)}{f(\theta_i)} \frac{\partial v(\theta_i, k)}{\partial \theta_i}, \quad (6)$$

where the latter part reflects the information rents needed to incentivize truthful type revelation. We assume it is strictly increasing in θ_i , and, in line with Myerson (1981), we call such environments regular. Because $\partial v(\theta_i, k) / \partial \theta_i \geq 0$ for all k and θ_i , the standard monotone hazard rate condition is sufficient for regularity when v is concave in the type.

3 Analysis

Road map: In the usual fashion, we approach our problem by first considering a relaxed problem, i.e., we maximize (5) without the constraints (2) and (3) implied by (DS-IC). Next, we verify that our solution indeed satisfies these constraints and, hence, it also solves our original (more constrained) problem. Moreover, we show that relaxing (DS-IC) to a Bayesian incentive constraint leads to an identical solution. Finally, we discuss indirect implementations of our optimal allocation to rationalize commonly seen elements in real-life monetisation schemes in the creator economy.

3.1 The relaxed problem

Our first step towards the optimal allocation of the relaxed problem is a characterization of the type profiles under which the good can be provided profitably. The second step clarifies the structure of the consumer set in these cases for any number of consumers, while the third step provides an algorithm that finds the optimal number of consumers, establishing the optimal allocation for all type profiles.

1. Good provision: In the relaxed problem, we maximize

$$\sum_{i=1}^N \psi(\theta_i, k(\boldsymbol{\theta})) q_i(\boldsymbol{\theta}) + \varphi(k(\boldsymbol{\theta})) - c \mathbb{1}_{k(\boldsymbol{\theta}) > 0} \quad (7)$$

separately for all possible type profiles $\boldsymbol{\theta}$, and we disregard the constraints (2) and (3) of Lemma 1. Because the problem is linear in q_i , it follows immediately that, in the relaxed problem, our restriction to deterministic mechanisms is without loss, $q_i(\boldsymbol{\theta}) \in \{0, 1\}$ for all $\boldsymbol{\theta}$.

Given a fixed type profile, the seller prefers to provide the good to a consumer set J (left-hand side payoff) over not providing it at all (right-hand side payoff) if

$$\sum_{i \in J} \psi(\theta_i, |J|) + \varphi(|J|) - c \geq 0 + \varphi(0),$$

which we can rearrange to

$$\begin{aligned} \Psi(\boldsymbol{\theta}|J) &\geq C(|J|) \\ \text{with } \Psi(\boldsymbol{\theta}|J) &:= \sum_{i \in J} \psi(\theta_i, |J|) \quad \text{and} \quad C(k) := c - (\varphi(k) - \varphi(0)). \end{aligned} \quad (8)$$

This inequality simply expresses that providing the good is only profitable if the revenue extractable from consumer set J exceeds the network effect adjusted cost for a consumer set of size $|J|$. The extractable revenue $\Psi(\boldsymbol{\theta}|J)$ is the sum of virtual values of admitted types, and $C(k)$ adjusts the total costs for profit network effects. For instance, a negative cost adjustment reflects positive profit network effects.

Lemma 3. *Consider the relaxed problem and take any $\boldsymbol{\theta}$. In optimum, the good is provided if and only if a set $J \subseteq \mathcal{N}$ exists such that*

$$\Psi(\boldsymbol{\theta}|J) \geq C(|J|). \quad (8)$$

The result above gives a necessary and sufficient condition for good provision, but it does not delineate to whom the good shall be provided. The proof follows straightforwardly from the seller's type-by-type profit function (7).

2. Consumer set structure and candidate sets: Given some type profile $\boldsymbol{\theta}$, the seller prefers to sell to set J (payoff on the left-hand side) instead of consumer set J' (payoff on the right-hand side) if

$$\sum_{j \in J} \psi(\theta_j, |J|) + \varphi(|J|) - c \geq \sum_{j \in J'} \psi(\theta_j, |J'|) + \varphi(|J'|) - c,$$

which can be rearranged to

$$\Psi(\boldsymbol{\theta}|J) - \Psi(\boldsymbol{\theta}|J') \geq \varphi(|J'|) - \varphi(|J|). \quad (9)$$

Without loss of generality, let us relabel buyers in order of their (virtual) types, $\theta_i \geq \theta_{i+1}$, where regularity implies $\psi(\theta_i, k) \geq \psi(\theta_{i+1}, k)$ for all k . Since $(\varphi(k) - \varphi(k)) = 0$ for all $k \in \mathbb{N}$, we can immediately infer from (9) that out of all possible consumer sets of the same size k , the seller prefers $J_k = \{j : j \leq k\}$ the most. That is, in the relaxed problem, every optimal allocation that accepts k buyers must accept the k buyers with the highest (virtual) types. Hence, we can restrict attention to such consumer sets, and we only need to find the optimal number of consumers k^* for each type realization $\boldsymbol{\theta}$. Let us call a set with this structure a candidate set. That is, J_k is a candidate set if and only if

$$J_k(\boldsymbol{\theta}) = \{j \in \mathcal{N} : j \leq k \text{ and } \theta_i \geq \theta_{i+1} \forall i\}. \quad (10)$$

Lemma 4. *Consider the relaxed problem and take any θ . If the good is produced, the optimal consumer set is a candidate set.*

This result follows from the objective (7) combined with the insights above. Having established the structure of the optimal consumer set for any size k , we can finalize the characterization of the optimal allocation by determining the optimal consumer set size.

3. Number of consumers and general algorithm: For any optimal consumer set J_k , it must be unprofitable a) to add the lowest-index buyers $i \notin J_k$ and b) to remove the highest-index buyers $i' \in J$. If candidate set J_k is the optimal consumer set, (9) implies

$$\begin{aligned} a) \Psi(\theta|J_k) - \Psi(\theta|J_{k+j}) &\geq \varphi(k+j) - \varphi(k) & \forall j \in \{1, \dots, N-k\}, \text{ and} \\ b) \Psi(\theta|J_k) - \Psi(\theta|J_{k-j}) &\geq \varphi(k-j) - \varphi(k) & \forall j \in \{1, \dots, k\}. \end{aligned} \quad (11)$$

In general, these are many constraints to keep track of, and we essentially define an algorithm that compares the revenue of all candidate sets, in keeping with Lemma 4.

Let $J \succeq_{\theta} J'$ express that, for a given type vector θ , the seller weakly prefers consumer set J over consumer set J' , i.e., it expresses that (9) holds. Next, we define thresholds on the additional revenue when adding the next j highest-value buyers $\{k+1, \dots, k+j\}$ to consumer set J_k ,

$$\gamma(k, k+j, \theta_{\leq k}) := \overbrace{\varphi(k) - \varphi(k+j)}^{=C(k+j)-C(k)} + \sum_{i=1}^k (\psi(\theta_i, k) - \psi(\theta_i, k+j)) \quad (12)$$

with $\theta_{\leq k} = (\theta_1, \dots, \theta_k)$. This threshold reflects two changes in the seller's profit that the revenue extractable from the j additional buyers needs to compensate. First, the profit network effect changes by $(\varphi(k) - \varphi(k+j))$. This first part can be used to represent the variable part of the total adjusted total cost, $C(k) = c + \gamma(0, k, \cdot)$ for all k . Second, each buyer $i \leq k$ already admitted to the consumer set now garners value $v(\theta_i, k+j) \neq v(\theta_i, k)$. That is, due to the value network effects, the seller can extract either more or less value from the buyers J_k already tentatively considered for her consumer set. While the sign of this effect only depends on whether we assume positive or negative network effects, its size also depends on $\theta_{\leq k}$.

That is, for any candidate set J_k , we have

$$J_{k+j} \succeq_{\theta} J_k \iff \sum_{i=1}^j \psi(\theta_{k+i}, k+j) \geq \gamma(k, k+j, \theta_{\leq k}). \quad (13)$$

Without further assumptions on the form of v and φ in k , it may be possible that $\psi(\theta_{k+1}, k+1) < \gamma(k, k+1, \theta_{\leq k})$, but $\psi(\theta_{k+1}, k+2) + \psi(\theta_{k+2}, k+2) > \gamma(k, k+2, \theta_{\leq k})$. That is, it can be unprofitable to add buyer $(k+1)$ to the consumer set alone,

while it is profitable to add buyer $(k+1)$ and $(k+2)$ together. Similarly, it might be profitable to add a single buyer to the consumer set, but even more profitable to remove several buyers. Consequently, we cannot generally restrict attention to “local” (one-by-one) changes in our quest to find the optimal allocation.

General algorithm: To state the general algorithm that finds the optimal allocation in the relaxed problem, we define the operator

$$\overline{\max}_{\boldsymbol{\theta}}\{J, K\} = \begin{cases} J & \text{if } J \succeq_{\boldsymbol{\theta}} K, \\ K & \text{otherwise.} \end{cases}$$

Now, we define the direct mechanism $\langle \bar{q}, \bar{m} \rangle$ by the following algorithm. In each step k , this algorithm compares the step’s candidate set J_k to the step’s comparison set K_k . The preferred of the two sets becomes the comparison set in the next step. The final comparison set is the consumer set that generates the maximal revenue, and the algorithm’s final step is to a) verify whether this maximal revenue covers the adjusted total cost and to b) use the revenue-equivalence formula (4) to determine the payments.

Definition 1. $\langle \bar{q}, \bar{m} \rangle$ is defined by the following steps for each $\boldsymbol{\theta}$.

step 0: Set $J_0(\boldsymbol{\theta}) = K_1(\boldsymbol{\theta}) = \emptyset$.

step 1: Set $J_1(\boldsymbol{\theta}) = \{1\}$, and set $K_2(\boldsymbol{\theta}) = \overline{\max}_{\boldsymbol{\theta}}\{J_1(\boldsymbol{\theta}), K_1(\boldsymbol{\theta})\} \dots$

step k: Set $J_k(\boldsymbol{\theta}) = \{1, 2, \dots, k\}$, and set $K_{k+1}(\boldsymbol{\theta}) = \overline{\max}_{\boldsymbol{\theta}}\{J_k(\boldsymbol{\theta}), K_k(\boldsymbol{\theta})\} \dots$

Stop The most profitable allocation set is $K_{N+1}(\boldsymbol{\theta})$ with size $\bar{k}(\boldsymbol{\theta}) = |K_{N+1}(\boldsymbol{\theta})|$. For all $i \in \mathcal{N}$, set

$$\bar{q}_i(\boldsymbol{\theta}) = \mathbb{1}_{i \in \bar{K}_{N+1}(\boldsymbol{\theta})} \text{ and } \Psi(\boldsymbol{\theta} | K_{N+1}(\boldsymbol{\theta})) \geq C(\bar{k}(\boldsymbol{\theta})). \quad (14)$$

That is, the optimal consumer set only consists of buyers $K_{N+1}(\boldsymbol{\theta})$, and the good is provided if and only if the adjusted costs are covered. Set for all $i \in \mathcal{N}$

$$\bar{m}_i(\boldsymbol{\theta}) = v(\theta_i, \bar{k}(\boldsymbol{\theta})) \bar{q}_i(\boldsymbol{\theta}) - \int_0^{\theta_i} \bar{q}_i(x, \boldsymbol{\theta}_{-i}) \frac{\partial v(x, \bar{k}(\boldsymbol{\theta}))}{\partial x} dx. \quad (15)$$

This algorithm indeed solves our relaxed problem.

Lemma 5. $\langle \bar{q}, \bar{m} \rangle$ as defined above is the solution to the relaxed problem.

The algorithm finds the consumer set that allows to extract the maximal revenue by essentially comparing all candidate sets. Only under more assumptions on the network effects, a simpler mechanism can be formulated. Step N of the algorithm only guarantees that the revenue extractable from the concluding set K_{N+1} covers the variable part of the adjusted cost $C(\bar{k})$, $\Psi(\boldsymbol{\theta} | K_{N+1}) \geq \varphi(\bar{k}) - \varphi(0)$. Hence, an extra step is necessary to consider the fixed part c . The algorithm also assures that

the total adjusted costs are covered if and only they are covered by the revenue extractable from set K_{N+1} such that the algorithm's provision decision is indeed final.

Illustration of Lemmas 3 to 5: Figure 1 summarizes and illustrates our results in a two-buyer example, which we will pick up again in Figure 2. Panel 1a depicts Lemma 3: only for (θ_1, θ_2) -combinations in the top-right area a consumer set J whose extractable revenue covers the adjusted cost $C(|J|)$ exists, and for all other type combinations production is not profitable. Here, we also see an inefficiency due to asymmetric information because the first-best solution is to provide the good to both buyers in the region north-east of the dotted line. In Lemma 4, depicted in Panel 1b, we show that we can restrict attention to candidate sets: in the provision area above the 45°-line, the seller never wants to exclude buyer 2. Lemma 5 solves the relaxed problem with the algorithm defined in Definition 1. Consider point $x = (\theta_1^x, \theta_2^x)$ in Panel 1c. In step 1, the algorithm confirms that $\psi(\theta_1^x, 1) + \varphi(1) \geq \varphi(0)$. The candidate set J_1 becomes the comparison set for step 2, where the algorithm finds that $\psi(\theta_2^x, 2) < \gamma(1, 2, \theta_1^x)$, i.e., buyer 2 is not added to the set because $\psi(\theta_1^x, 2) + \psi(\theta_2^x, 2) + \varphi(2) < \psi(\theta_1^x, 1) + \varphi(1)$. The algorithm terminates after confirming that the revenue of consumer set $K_2 = \{1\}$ covers the cost $C(1)$. The first step given the realization y in Panel 1c is identical, but we add the second buyer to the set in the second step because $\psi(\theta_1^y, 2) + \psi(\theta_2^y, 2) + \varphi(2) > \psi(\theta_1^y, 1) + \varphi(1)$.

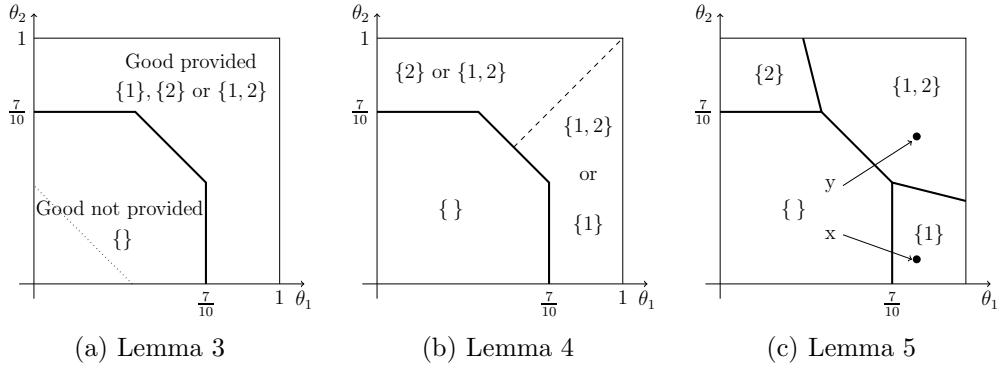


Figure 1: A depiction of how we solve the relaxed problem.

In the next section, we verify that our solution indeed satisfies the constraints that we ignored, and, as a result, the solutions to the relaxed problem and the constrained problem coincide.

3.2 The full constrained problem

Given our regularity assumption on virtual valuations (6) and our single-crossing assumption (SC), the optimal allocation in the relaxed problem is indeed dominant-strategy incentive compatible and individually rational. Hence, it also solves the more constrained problem. First, the algorithm behind \bar{q} admits buyers to the consumer set in order of their virtual types, which under regularity coincides with

the order of types. Therefore, any admitted buyer remains in the consumer set if his type is increased. Second, (SC) ensures that whenever two types obtain the good with different consumer set sizes, the larger type gets the consumer set size he prefers.

Proposition 1. *In regular environments given (SC), $\langle \bar{q}, \bar{m} \rangle$ of Definition 1 is the solution to the full constrained problem under (DS-IC).*

Discussion of regularity: The optimality of \bar{q} in the full constrained problem hinges on regularity in a fashion similar to the classical result by Myerson (1981). With non-monotone virtual values, \bar{q} would violate the monotonicity constraint. A solution to this problem could involve ironing virtual values separately for every consumer set size k and then running the algorithm with the ironed virtual values. Ironing (or bunching) implies that the types in the ironed region get the same contract (\tilde{q}, \tilde{m}) . While this insight implies that the optimal allocation rule is stochastic in Myerson’s model with a single private good, this is not necessarily true in our model. For instance, when all network effects are weakly positive, the seller always wants to add all types in the bunching region whenever she wants to add one of them. That is, restricting attention to deterministic allocation rules is still without loss here. However, this is clearly not true when negative network effects are allowed. The most obvious example is the private-good setting, one of the extreme benchmark cases in Figure 3.

Discussion of the optimal allocation: Figure 2 juxtaposes the optimal allocations in four exemplary settings with $N = 2$ buyers, uniformly distributed types on $[0, 1]$, and cost $c = 1/2$. Step by step and starting from a setting without any network effects, we add a component of our model in each panel. In Figure 3, we focus on value network effects, and we discuss the intermediate cases between the benchmarks of private goods (strong negative value network effects) and public goods (strong positive value network effects).

Panel 2a is copied from Cornelli (1996, Figure 1), who essentially solves our model without network effects, i.e., with $v^a(\theta_i, k) = \theta_i$ and $\varphi(k) = 0$ for all θ_i and k . Here, the seller’s first-best solution is to provide the good to both buyers for all θ north-east of the dashed line defined by cost c and not to provide it otherwise. Because incentive compatibility prevents the seller from extracting full surplus, the first-best allocation does not maximize profits when information rents are accounted for. For type combinations north-east of the dash-dotted line in Panel 2a, the sum of virtual values covers the cost. Excluding types $\theta_i < 1/2$ with negative virtual values increases revenue, $\gamma^a(k - 1, k, \theta_{\leq k}) = 0$ for all k, θ . Hence, the good is provided if and only if the sum of non-negative virtual values exceeds the cost, $C^a(k) = c$ for all k . Contrary to the first-best allocation, sometimes only a single consumer may access the good. In contrast to the public-good case, the possibility to provide the good while excluding low types allows to maintain higher prices. In contrast to the private-good case, the non-rivalry allows the seller to accept all buyers that increase revenue. Thus, the non-rivalry combined with the fixed cost

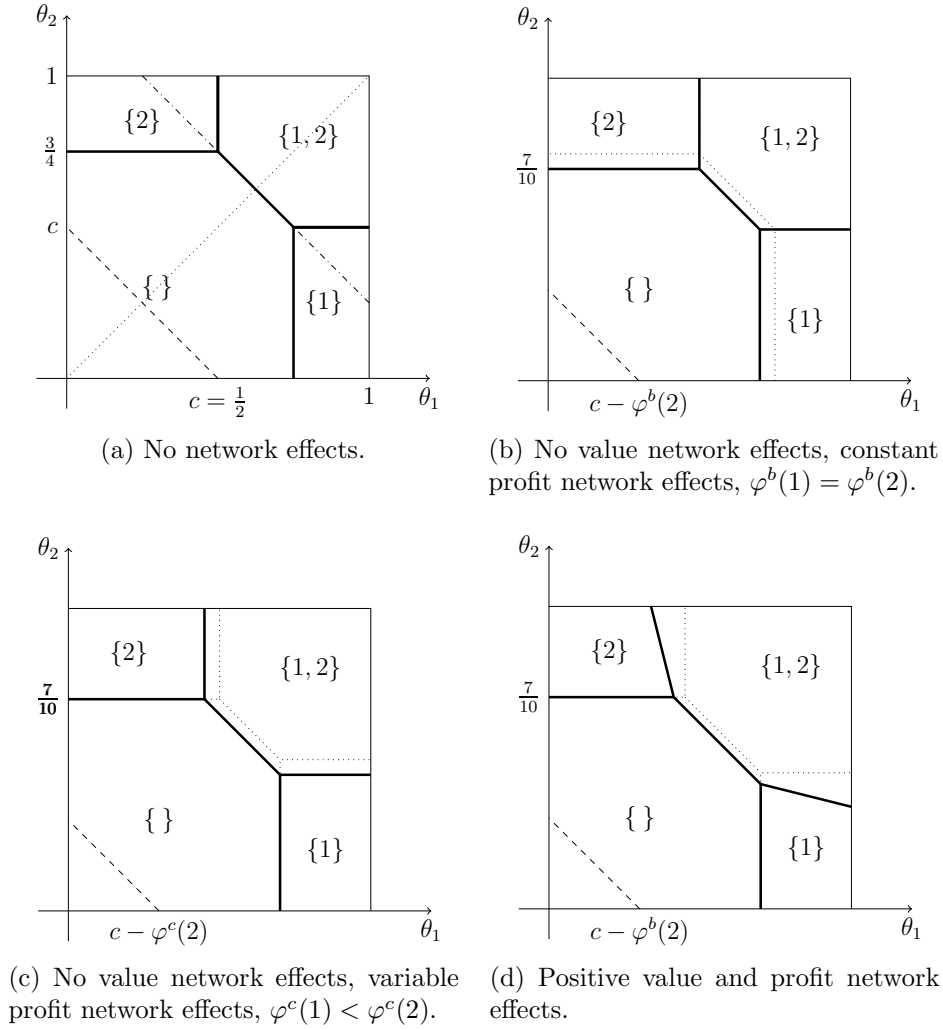


Figure 2: Optimal allocations when adding components of our model step by step. The lines are straight due to the assumed linearity of ψ (linear v and uniformly distributed types).

c creates a positive externality among buyers even without network effects. All types $\theta_i > 1/2$ have a positive externality because they help to cover the seller's cost. This “cost externality” is discussed in the end of this section.

Panel 2b and Panel 2c incorporate profit network effects. In Panel 2b, they are constant for any provision, $\varphi^c(2) = \varphi^c(1) = 1/10 > \varphi^c(0) = 0$. The new optimal allocation is visualized by the thick black lines, where as the dotted lines represent the optimal allocation from Panel 2a. Incorporating these constant profit network effects, we see a uniform shift of the adjusted cost $C^b(k) = C^a(k) - 1/10$ and a shift in the thresholds for good provision to a single buyer and to two buyers. Panel 2c includes variable profit network effects, specifically $\varphi^c(2) = 1/5 > \varphi^c(1) = 1/10 > \varphi^c(0) = 0$. There is an additional shift just for the provision for two buyers compared to Panel 2b. There is, however, no effect on the threshold of providing to one buyer only as the extractable valuation while providing to one buyer does

not change. Only when provided to both buyers does the network effect allow for lower types to be included in the allocation. To sum up, the profit network effects essentially lead to the model of Cornelli (1996) with a different cost function.

In **Panel 2d**, we add positive value network effects to the setting of Panel 2c, setting $v^d(\theta_i, k) = (2+k)\theta_i/3$. That is, if only a single buyer consumes, his value is as in the previous panels, but if both buyers consume jointly, their values increase. The dashed line characterizes the optimal allocation from Panel 2c. Because the value network effects are positive, this line is shifted to the south-west. Additionally, the lines separating the allocation of providing to one instead of two consumers are tilted, leading to an expansion of the set of type profiles with joint consumption. In the other panels, a consumer type left or below of this line has an insufficient virtual value and is excluded in Cornelli (1996) purely because of incentives, i.e., to maintain lower information rents for higher types. In Panel 2d, however, the seller wants to include some of these types to increase the valuation of the other consumer.

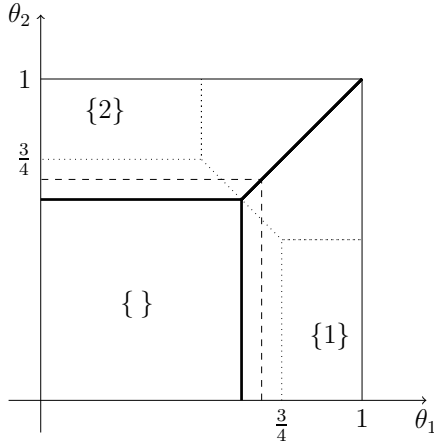
Figure 3 focuses on the value network effects (no profit network effects), and it shows how our model nests benchmarks from the literature. We assume uniformly distributed types on $[0, 1]$, and cost $c = 1/4$ with the valuation function

$$v(\theta_i, k) = \begin{cases} \pi\theta_i & \text{if } k = 1, \\ (1 - \pi)\theta_i & \text{if } k = 2. \end{cases} \quad (16)$$

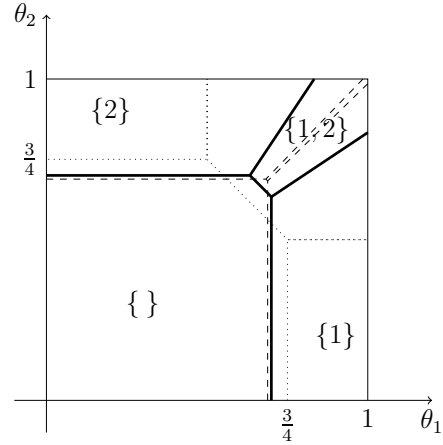
That is, increasing π makes consumption alone more valuable and consumption together less valuable. The optimal allocation without network effects ($\pi = 1/2$, same as in Panel 2a) is depicted by the dotted lines in each panel. As we elaborate below, the parameter π can be seen as a degree of rivalry and excludability. While we use a two-buyer example for ease of exposition, there are several ways to extend valuation function (16) to cases with $n > 2$.

Panel 3a essentially represents the case of an indivisible, excludable, and rival good (Myerson, 1981). The thick line in that panel represents the optimal allocation with $\pi = 1$, i.e., a buyer only garners a payoff if he consumes the good alone and otherwise negative network effects destroy all value. In other words, for $\pi = 1$, the good is fully rival. Our optimal direct mechanism of Proposition 1 collapses to a second-price auction with a reserve price. A decrease in π down to $2/3$ (dashed line) does not qualitatively change the structure of the allocation. Only the reserve price changes as the good becomes less valuable when consumed alone while consumption together still destroys too much value that it is never optimal to have both buyers share the good. That is, although the good is not fully rival for such π , it is still sufficiently rival that the fundamental structure of optimal selling mechanism is not affected.

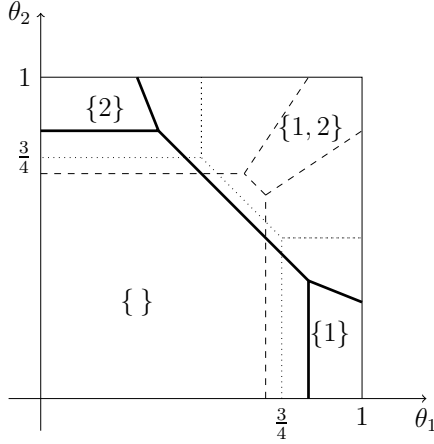
Panel 3b shows smaller negative network effects. For parameters π slightly smaller than $2/3$ (dashed line), it becomes optimal to have some types close to the 45-degree line share the good. However, if the types are too far apart, it is optimal to award the good only to the higher type. Further decreasing π enlarges



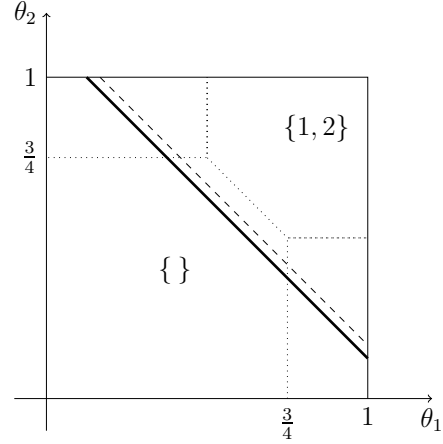
(a) Strong negative value network effects making the good is essentially rival, $\frac{2}{3} < \pi \leq 1$.



(b) Small negative value network effects, $\pi = \frac{5}{8}$.



(c) Small positive value network effects, $\pi = \frac{3}{8}$.



(d) Positive negative value network effects making the good is essentially public, $0 \leq \pi < \frac{1}{4}$.

Figure 3: Optimal allocations compared to benchmark cases. If value network effects are sufficiently negative, the good is essentially private and provided to at most one buyer (Myerson, 1981). If value network effects are sufficiently positive, the good is essentially public and provided to both or no buyers (Güth and Hellwig, 1986). The dotted lines represent the settings without network effects (Cornelli, 1996).

the area of type combinations for which the good is allocated to both buyers. The thick lines represent the optimal allocation with $\pi = 5/8$, and the dotted lines represent it for $\pi = 1/2$, the benchmark case of a non-rival and excludable good without network effects (Cornelli, 1996). That is, in the interval $[1/2, 1]$ the parameter π can be seen purely as a degree of rivalry, with the extreme cases (fully rival and non-rival) at the endpoints, but the good is always fully excludable.

Panel 3c shows the optimal allocation with small positive network effects with

the thick line ($\pi = 3/8$), and it compares it to the allocations without network effects (dotted line) and negative network effects (dashed line). An increase of π above $1/2$ does not affect the rivalry of the good, but it makes exclusion less favorable. In the extreme $\pi = 0$, exclusion is not viable at all. That is, in the region $[0, 1/2]$ the parameter π can be seen purely as a degree of excludability, with the extreme cases (fully excludable and non-excludable) at the endpoints, but the good is always fully non-rival.

In essence, **Panel 3d** represents the case of a public good (non-excludable and non-rival). Here, a buyer only garners a payoff if no buyers are excluded and otherwise exclusion destroys all value,⁴ i.e., $\pi = 0$. Qualitatively, the optimal allocation looks the same for all π smaller than $1/4$ (dashed line), where the good is also only provided to both buyers or not at all. Our optimal direct mechanism of Proposition 1 collapses to the (inefficient) private supply mechanism for public goods (Güth and Hellwig, 1986).

Cost externalities: More broadly, our settings can resemble that of a public good regardless of the direction of value network effects and despite the possibility of exclusion. The reason is that the fixed production cost c creates a positive externality among the buyers, even when value network effects are slightly negative. To see this, consider the dotted lines in Figure 3, which represent the setting without any network effects (Cornelli, 1996). Here, buyer 1 may benefit from an increase in buyer 2's type when this increase pushes the extractable revenue above the cost. However, this is only relevant for types $\theta_1 \in [1/2, 3/4]$ because lower types never get the good, and higher types always get the good and are indifferent between consumption alone and together. With network effects, these boundaries vary with θ_2 . When network effects are positive, this cost externality still exists, and the positive network externality is added on top, making the total externality strictly positive in expectation. In the allocation depicted in Panel 3b, an increase in θ_2 can add buyer 2 to the consumer set or even kick out buyer 1 from the consumer set. However, there is an interval of types θ_1 such that the good is not produced for low θ_2 , only provided to buyer 2 for high θ_2 , and provided to both for intermediate θ_2 , i.e., the total externality is not monotone. Value network effects have to be strongly negative for the positive cost externality to vanish.

3.2.1 Optimal interim allocation

Previously, we have dealt with the optimal allocation under the dominant-strategy incentive constraint (DS-IC). In this subsection, we first establish that this allocation also solves our optimization problem under the weaker Bayesian incentive-compatibility constraint

$$\mathbb{E}_{\theta_{-i}} [u_i(\theta_i, \theta_{-i} | \theta_i)] \geq \mathbb{E}_{\theta_{-i}} [u_i(\hat{\theta}_i, \theta_{-i} | \theta_i)] \quad \forall i, \theta_i, \hat{\theta}_i, \quad (\text{B-IC})$$

⁴To be precise, here it is not that the seller is unable to exclude buyers, but she does not want to because value to extract can only exist without exclusion. Our model would also allow to model exclusion costs directly through profit network effects φ .

where reporting the type truthfully does not have to be optimal given any of the other buyers' reports, but only has to maximize utility in expectation. Lemma 6 below states that Proposition 1 extends to the optimal interim allocation. Next, we provide some results on which the suggested implementations in the next subsection are built. Because direct mechanisms are rarely seen in practice, we are interested in indirect implementations in a Bayesian Nash equilibrium.

Given a DRM $\langle q, m \rangle$, a buyer's type report amounts to selecting an interim allocation,

$$Q_i(\theta_i) := \mathbb{E}_{\theta_{-i}}[q_i(\theta_i, \theta_{-i})], \quad \text{and} \quad M_i(\theta_i) := \mathbb{E}_{\theta_{-i}}[m_i(\theta_i, \theta_{-i})], \quad (17)$$

where $\langle \overline{Q}, \overline{M} \rangle$ corresponds to $\langle \overline{q}, \overline{m} \rangle$. We can express the expected utility of a type- θ_i buyer as

$$U(\theta_i) = \mathbb{E}_{\theta_{-i}}[u_i(\theta_i, \theta_{-i} | \theta_i)] = \sum_{k=1}^N Q_i^k(\theta_i) v(\theta_i, k) - M_i(\theta_i), \quad (18)$$

where $Q_i^k(\theta_i)$ is the probability that type θ_i consumes the good in a consumer set of size k .

Lemma 6. *In regular environments given (SC), $\langle \overline{q}, \overline{m} \rangle$ of Definition 1 is also the solution to the full constrained problem under the weaker constraint (B-IC).*

Our proof does not employ any of the BIC-DSIC equivalence results. It is a simple consequence of the fact that rewriting expected profit in terms of virtual values (5) only requires the weaker (B-IC). We maximized this objective pointwise while ignoring the incentive conditions of Lemma 1. However, these conditions are stricter than (B-IC). Hence, $\langle \overline{q}, \overline{m} \rangle$ is also optimal given the weaker Bayesian incentive constraint.

Trivial economies: First, in Lemma 7, we determine conditions leading to a trivial outcome, i.e., never or always supplying the good. The first applies if the cost is sufficiently high, and the second applies if it is sufficiently low and there are sufficiently strong positive network effects. In the following, we call any economy satisfying the conditions of Lemma 7 “trivial” and all other settings “non-trivial.” Second, in Lemma 8, we characterize the optimal interim expected payment function in non-trivial cases, and the notation introduced here is helpful to state the indirect implementation. For the part b) of the result below, we assume that $v(0, k) = 0$ for all k .

Lemma 7. *The following settings constitute trivial economies.*

a) *The good is never provided, i.e., $(\overline{q}, \overline{m})(\theta) = (\mathbf{0}, \mathbf{0})$ for all θ if and only if*

$$k\psi(\overline{\theta}, k) < C(k) \quad \forall k. \quad (19)$$

b) *The good is always provided for free to all, i.e., $(\overline{q}, \overline{m})(\theta) = (\mathbf{1}, \mathbf{0})$ for all θ if*

and only if

$$\begin{aligned} (i) \quad & N\psi(0, N) \geq C(N), \quad \text{and} \\ (ii) \quad & (N - k)\psi(0, N) \geq \gamma(k, N, \mathbf{0}_{\leq k}) \quad \forall k. \end{aligned} \tag{20}$$

Outside of the cases outlined above, the good is only sometimes provided, and maybe only to some buyers. We define \underline{y} as the lowest type to get the good for some type combination,

$$\underline{y} = \min_{\theta_i} \{\theta_i : \exists \boldsymbol{\theta}_{-i} : \bar{q}_i(\theta_i, \boldsymbol{\theta}_{-i}) = 1\} = \min_{\boldsymbol{\theta}_{-i}} \underline{x}(\boldsymbol{\theta}_{-i}). \tag{21}$$

By optimality, it must be that $\bar{Q}_i(\theta_i) = \bar{M}_i(\theta_i) = 0$ for all $\theta_i < \underline{y}$, i.e., all these types are excluded. Incentive compatibility—i.e., Lemma 2—implies that type $\bar{\theta}$ must get the “best contract” in the sense that he always consumes the good with the most preferred consumer set size among all types conditional on provision. However, there may be other types who get the same allocation for all $\boldsymbol{\theta}_{-i}$. Let the smallest of these types be

$$\bar{y} = \min_{\theta_i} \{\theta_i : \bar{q}_i(\theta_i, \boldsymbol{\theta}_{-i}) = \bar{q}_i(\bar{\theta}, \boldsymbol{\theta}_{-i}) \text{ and } \bar{k}(\theta_i, \boldsymbol{\theta}_{-i}) = \bar{k}(\bar{\theta}, \boldsymbol{\theta}_{-i}) \forall \boldsymbol{\theta}_{-i}\}. \tag{22}$$

By incentive compatibility, $Q_i(\theta_i) = Q_i(\bar{\theta})$ and $M_i(\theta_i) = M_i(\bar{\theta})$ for all $\theta_i \in [\bar{y}, \bar{\theta}_i]$. It is possible that $\bar{y} = \bar{\theta}$. The following lemma shows that higher types pay more in expectation, and two types only have the same interim expected payment if they are indifferent over their respective contracts.

Lemma 8. *Consider any non-trivial economy. The optimal interim expected transfer \bar{M}_i is weakly increasing in θ_i , and whenever $\bar{M}_i(x) = \bar{M}_i(y)$ for two types $x \neq y$, it must be that $\bar{q}_i(x, \boldsymbol{\theta}_{-i})v(\theta_i, \bar{k}(x, \boldsymbol{\theta}_{-i})) = \bar{q}_i(y, \boldsymbol{\theta}_{-i})v(\theta_i, \bar{k}(y, \boldsymbol{\theta}_{-i}))$ for all $\boldsymbol{\theta}_{-i}$ and $\theta_i \in [x, y]$.*

3.3 Indirect implementations in the creator economy

In this subsection, we propose simple indirect implementations of the optimal allocation. Here, we have an application to the creator economy in mind. Indeed, we can rationalize commonly seen features of monetisation schemes in the creator economy. In light of the application, the terminology slightly changes: the buyers are called users, the seller is called creator, and the consumer set is called audience. We exploit the invertability of the expected payment function to construct $\langle \mathcal{A}, g, \sigma \rangle$, a Bayesian game with action space \mathcal{A} , outcome function g , and a Bayesian Nash equilibrium σ that implements the desired outcome for each type vector $\boldsymbol{\theta}$.

In an **all-pay contribution mechanism**, each user i selects a price $p_i \in [0, \infty)$, and then an allocation decision is taken based on the price vector $\mathbf{p} = (p_i)_{i \in \mathcal{N}}$, while all users have to pay their selected price independent of the allocation decision. Formally, the action set of any all-pay contribution mechanism is a set of prices $\mathcal{A}_i = P_i = [0, \infty)$ so that $P = (P_i)_{i \in \mathcal{N}}$, and the outcome is pinned down by

an outcome function g such that for any \mathbf{p} and any user i , $g_i(\mathbf{p}) \in \{(0, p_i), (1, p_i)\}$. A (pure) strategy for a user i in the all-pay contribution game induced by such a mechanism is a price-selection function $\rho_i : \Theta_i \rightarrow \mathcal{A}_i$ that maps a type into a price, and a strategy profile consists of all users' strategies $\rho = (\rho_i)_{i \in \mathcal{N}}$. The following statement is about a specific all-pay contribution mechanism g^* and a specific equilibrium ρ^* .

Proposition 2. *There is a Bayesian Nash equilibrium in an all-pay contribution mechanism that implements the optimal allocation, $\langle P, g^*, \rho^* \rangle$.*

The idea behind the construction of g^* is simple. Essentially, it follows a reverse revelation principle. We know that the optimal direct mechanism $\langle \bar{q}, \bar{m} \rangle$ is Bayesian incentive compatible and that \bar{M} is invertible (it is either strictly increasing or, where it is constant, gives all types in this region the same contract). Hence, the game induced by outcome function

$$g_i^*(\mathbf{p}) = (q_i^*(\mathbf{p}), p_i) = \begin{cases} (\bar{q}_i(\bar{\mathbf{M}}^{-1}(\mathbf{p})), p_i) & \text{if } p_i \in [\bar{M}_i(\underline{y}), \bar{M}_i(\bar{y})], \\ (0, p_i) & \text{otherwise} \end{cases} \quad (23)$$

has a Bayesian Nash equilibrium in which any type θ_i selects price $\rho_i^*(\theta_i) = \bar{M}_i(\theta_i)$ to get the following expected payoff

$$\begin{aligned} u_i(\rho_i^*(\theta_i), \theta_i) &= \mathbb{E}_{\boldsymbol{\theta}_{-i}} [q_i^*(\rho_i^*(\theta_i), \rho_{-i}^*(\boldsymbol{\theta}_{-i})) v(\theta_i, k^*(\rho_i^*(\theta_i), \rho_{-i}^*(\boldsymbol{\theta}_{-i}))) - \rho_i^*(\theta_i)] \\ &= \mathbb{E}_{\boldsymbol{\theta}_{-i}} [\bar{q}_i(\theta_i, \boldsymbol{\theta}_{-i}) v(\theta_i, \bar{k}(\theta_i, \boldsymbol{\theta}_{-i})) - \bar{m}_i(\theta_i, \boldsymbol{\theta}_{-i})], \end{aligned}$$

where the incentive compatibility of $\langle \bar{q}, \bar{m} \rangle$ ensures that no type θ_i finds it profitable to deviate to selecting a price designated to another type. If user i chooses a price outside of the range of the interval $[\bar{M}_i(\underline{y}), \bar{M}_i(\bar{y})]$, he never gets the good such that these deviations are also not profitable. Importantly, as is customary in mechanism design, we allow the designer to select her preferred equilibrium ρ^* , and we do not worry about equilibrium multiplicity in general or possible bad equilibria more specifically. Settings with network externalities are prone to equilibrium multiplicity, see, e.g., Halac et al. (2024).

Cost externality \rightarrow voluntary payments: Self-selected contributions are a common feature in monetization schemes in the creator economy, e.g., “cheering” on Twitch or “donations” on other platforms. Here, a high-type user volunteers to pay more than other users to jointly consume exactly the same content. Through the lens of our model, the rational behind this behavior is to increase the probability that the good is provided. That is, next to the transfer, also the threat of not producing is used to incentivize users. The cost externality discussed in the previous section is the reason for a violation of a “law of one price.” In the benchmark of Myerson (1981), there is no joint consumption and thus no cost externality such that the above implementation corresponds to an all-pay auction that awards the good only to the highest bidder. Under high rivalry and excludability, a user selects a higher price to increase his own allocation probability and to decrease the

others'. In contrast, under low rivalry and excludability, a user selects a higher price to increase both his own and the others' allocation probability.

Often users only have to pay their contribution when they actually consume the good. In some settings, a similar construction is possible, in which the user only has to pay if he is a member of the audience, i.e., we reverse engineer the optimal allocation and payments thorough the equation $M_i(\theta_i) = Q_i(\theta_i)p_i$ rather than $M_i(\theta_i) = p_i$. For instance, Cornelli (1996) suggests such a scheme or, as another example, the optimal allocation in Myerson (1981) can be implemented with a first-price auction rather than an all-pay auction (or the second-price auction essentially suggested by Proposition 1). However, such an implementation is not always feasible as M_i/Q_i may not be invertible.

Positive network effects → community gifts: Twitch also allows gifted subscriptions ("community subs") by one user to others. In our model, users can have an intrinsic preference for joint consumption with a larger audience such that there is an implicit motive to subsidize other users. Figure 5a illustrates how to employ subsidies (such as community gifts) in the 2-user environment with positive value network effects depicted in Panel 3c. Here, a user's action is to choose (p_i, s_i) , a price p_i and a subsidy s_i . In the appendix, we jointly construct the outcome function and the equilibrium to implement the optimal allocation, where the types are partitioned into the regions $[0, x]$, $(x, y]$, $(y, z]$, and $(z, 1]$, which are depicted in Panel 4e.

Low-type users $\theta_i < x$ abstain by selecting $p_i = s_i = 0$. Low intermediate types $\theta_i \in (x, y]$ select the minimum price $p_i = \underline{p}$ and request a price reduction, $s_i < 0$. They can only consume the content jointly with the other user j at this reduced price if user j pays a sufficiently large subsidy s_j . Otherwise, user i does not consume and does not have to pay. High intermediate types $\theta_i \in (y, z]$ select a regular price $p_i \in (\underline{p}, \bar{p}]$ and no subsidy, $s_i = 0$. They can consume the content jointly with the other user j if and only if this user selects a sufficiently large price p_j . Otherwise, user i does not consume, but pays the price p_i regardless. Finally, high-type users $\theta_i > z$ select the maximal price \bar{p} and also a community subsidy, $s_i > 0$. They always get to consume the good and have to pay $\bar{p} + s_i$ in any case. They consume jointly with the other user j if the selected subsidy s_i exceeds a threshold determined by the other user's choice s_j .

"Altruistic" features: To put it in a nutshell, our model can rationalize two elements of monetization schemes in the creator economy, voluntary payments ("donations") and community support features. On a first glance, the efficacy of these features appears to be driven by generosity. However, both implementation features can work perfectly fine with purely self-interested agents when two important aspects of the creator economy are accounted for: First, the non-rivalry of digital content with production costs entails that a user may want to pay more to increase the probability that the digital content is provided (or, alternatively, that the creator can continue her career rather than leaving the creator economy for a job in another industry). Second, a user can benefit from subsidizing other

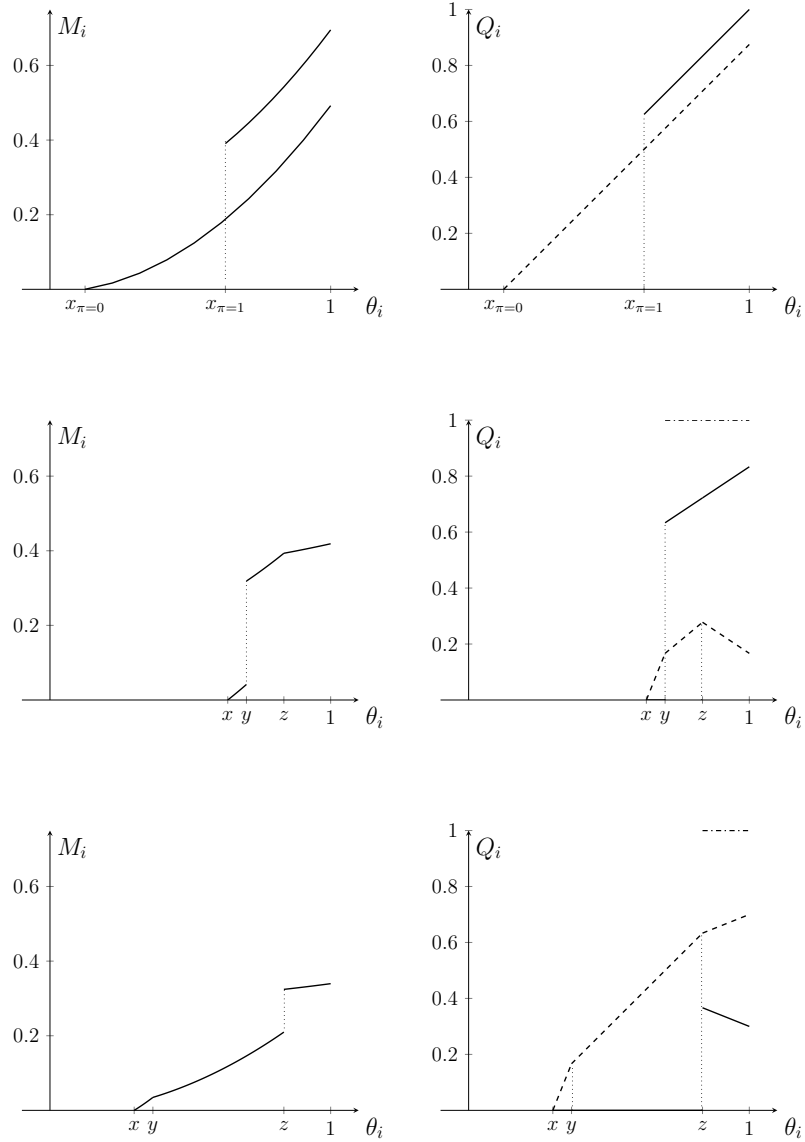


Figure 4: Interim expected payments (left) and allocation probabilities (right, dashed: consumption alone, through: jointly, dash-dotted: total) for settings with varying π (1st: $\pi = 0$ and $\pi = 1$, 2nd: $\pi = 5/8$, 3rd: $\pi = 3/8$). The corresponding optimal allocations are depicted in Figure 3.

users to garner positive value network effects. Although we do not deny the importance (or existence) of altruism in small digital communities, we believe our model contributes to a better understanding of the full picture.

Negative network effects \rightarrow exclusivity bids: Some digital content is provided in a more exclusive fashion that is more akin to standard private-good provision. For example, a chess streamer may discuss games in front of a larger audience of subscribers, but may also offer to give private and exclusive feedback on a

type $\theta_i \in$	action (p_i, s_i)	outcome (q_i, k, m_i)
$[0, x]$	$(0, 0)$	$\longrightarrow (0, \cdot, 0)$
$(x, y]$	(\underline{p}, s_i) $s_i < 0$	$\begin{cases} s_j < s(s_i) \longrightarrow (0, \cdot, 0) \\ s_j \geq s(s_i) \longrightarrow (1, 2, \underline{p} + s_i) \end{cases}$
$(y, z]$	$(p_i, 0)$ $p_i \in (\underline{p}, \bar{p})$	$\begin{cases} p_j < p(p_i) \longrightarrow (0, \cdot, p_i) \\ p_j \geq p(p_i) \longrightarrow (1, 2, p_i) \end{cases}$
$(z, 1]$	(\bar{p}, s_i) $s_i > 0$	$\begin{cases} s_i < s(s_j) \longrightarrow (1, 1, \bar{p} + s_i) \\ s_i \geq s(s_j) \longrightarrow (1, 2, \bar{p} + s_i) \end{cases}$

(a) Implementation with voluntary payments and community gifts in a setting with positive network effects.

type $\theta_i \in$	action (p_i, s_i)	outcome (q_i, k, m_i)
$[0, x]$	$(0, 0)$	$\longrightarrow (0, \cdot, 0)$
$(x, y]$	$p_i \in (0, \bar{p}]$ $b_i = 0$	$\begin{cases} b_j < \beta_1(p_i, p_j) \longrightarrow (1, 2, p_i) \\ \text{otherwise} \longrightarrow (0, \cdot, p_i) \end{cases}$
$(y, z]$	$p_i = \bar{p}$ $b_i > 0$	$\begin{cases} b_j \geq \bar{\beta}_2(b_i, p_j) \longrightarrow (0, 1, \bar{p}) \\ b_i > \underline{\beta}_2(b_j, p_j) \longrightarrow (1, 1, \bar{p} + b_i) \\ \text{otherwise} \longrightarrow (1, 2, \bar{p}) \end{cases}$
$(z, 1]$	$p_i = \bar{\bar{p}}$ $b_i > 0$	$\begin{cases} b_i > \beta_3(b_j, p_j) \longrightarrow (1, 1, \bar{\bar{p}} + b_i) \\ \text{otherwise} \longrightarrow (1, 2, \bar{\bar{p}}) \end{cases}$

(b) Implementation with subscription fees and exclusivity bids in a setting with negative network effects.

Figure 5: Implementations for settings with positive (a) and negative (b) value network effects. See the appendix for details on Example (a) and (b).

subscriber's own game. As an alternative example, a live-streamer offering adult content may perform in front of a larger audience, but may change to a more private setting for additional payments. Figure 5b illustrates how to employ such exclusivity bids in the 2-user environment with negative value network effects depicted in Panel 3b. Here, a user's action is to choose (p_i, b_i) , a price p_i and an exclusivity bid b_i . Prices always have to be paid and divide users into three subscription tiers, while bids only have to be paid when they are successful in excluding the other user. In the appendix, we jointly construct the outcome

function and the equilibrium to implement the optimal allocation, where the types are again partitioned into the regions that are marked in the third row of Figure 4.

Low-type users $\theta_i < x$ abstain by selecting $p_i = b_i = 0$. Low intermediate types $\theta_i \in (x, y]$ select a flexible price $p_i \in (0, \bar{p}]$, but submit no exclusivity bid. They are “non-subscribers” who can only consume the content in a group, which happens if the other user’s exclusivity bid does not exceed a threshold. High intermediate types $\theta_i \in (y, z]$ are “subscribers,” who pay a fixed fee $p_i = \bar{p}$ and also submit an exclusivity bid $b_i > 0$. While a sufficiently large bid can remove non-subscribers from the audience, they can also be kicked out of the audience by a “premium subscriber” with a sufficiently large bid. Such users are types $\theta_i > z$, who pay the highest subscription fee \bar{p} . They always consume the content and do so alone if their exclusivity bid is sufficiently high. For π so large that the good is essentially private, this procedure becomes a first-price auction with an entry fee.

Large markets: Because we focus on how to finance the careers of smaller content creators, oligopsony is a central ingredient of this paper. In small markets, each individual user can have a strategic impact. However, as discussed in the introduction, this industry has also spawned superstars with very large audiences. A natural question is whether the optimal monetization of such creators’ content is structurally different. For example, many large video platforms impose an identical cost on every user to consume the cost by showing the same amount of ads to all users (and only those with a sufficiently large value watch the add to consume to content) rather than screening types. Such a monetization scheme can be optimal in large markets.

The next result shows that if positive network effects converge as the market (and audience) grows large, the optimal selling procedure becomes to a simple posted price: all users whose value (in the large-audience limit) exceeds the price accept it to consume the content with certainty, while all others do not get the good and do not pay anything. Here, not only the network externalities disappear due to the market size, also the the cost externality vanishes. In a large market, the fixed production cost becomes negligible and, consequently, so does a single user’s impact on the production decision.

Lemma 9. *Consider the large-market limit as $N \rightarrow \infty$. Suppose φ and $\psi(\theta_i, \cdot)$ are increasing and concave in k for all θ_i . There is a cutoff p such that $\lim_{N \rightarrow \infty} \bar{q}_i(\boldsymbol{\theta}) = \mathbb{1}_{\theta_i \geq p}$ for all $\boldsymbol{\theta}$. That is, the optimal allocation is implementable by a simple posted price p .*

An alternative perspective on the result above is to consider it as the limit of the all-pay contribution implementation suggested before. Since the extractable revenue increases as the market grows, the fixed cost c becomes essentially irrelevant for the production decision, and the network-effect adjusted marginal cost becomes zero. In the limit, the good is produced with probability one and also the marginal network effects vanishes. Hence, a user’s extra contribution has no im-

pact, and each user either selects the minimum price to be eligible for consumption or abstains.

When network externalities are negative, audience size $k^* = \arg \max_k \{k\psi(\bar{\theta}, k) + \varphi(k)\}$ might be finite. Hence, accepting all users above a threshold with a simple posted price is not optimal in general. As we have discussed before, such strong negative externalities move the model closer to a private-good setting. However, in a large-market limit, the optimal k^* -unit auction also trivially converges to a posted price $p = \bar{\theta}$, but there must be rationing.

4 Conclusion

We find the profit-maximizing allocation of a seller offering a club good with network effects. The network effects only depend on the number of buyers that jointly consume the good, and we consider direct effects on the profit and effects on the buyers' valuations that can be positive or negative. Revealing types truthfully is dominant strategy in our direct mechanism, and we show that no higher profit can be obtained in a Bayesian Nash equilibrium.

Our model applies to a variety of settings, but our main application is the creator economy to which our indirect implementations are tailored. We rationalize features of monetization schemes in this industry. Specifically, we can explain donations to the creator or even other users, which seem to be based on users' generosity. The rational that makes such implementation features optimal in our setting is that users take into account a cost externality and a value network externality. They are willing to pay more than others for the same good to increase the probability of provision, and they are willing to subsidize others when enlarging the audience is of inherent value to them. In contrast, when users dislike larger audiences they are willing to pay extra to have others excluded.

Appendix

5 Proofs

Proof of Lemma 1. We first show that in any incentive-compatible mechanism (2), (3), and (4) must hold.

Fix any buyer i and two types $x > y$. (DS-IC) requires that for each θ_{-i} (replaced by \cdot below)

$$\begin{aligned} U_i(x, \cdot) = v(x, k(x, \cdot))q_i(x, \cdot) - m_i(x, \cdot) &\geq v(x, k(y, \cdot))q_i(y, \cdot) - m_i(y, \cdot) \quad \text{and} \\ U_i(y, \cdot) = v(y, k(y, \cdot))q_i(y, \cdot) - m_i(y, \cdot) &\geq v(y, k(x, \cdot))q_i(x, \cdot) - m_i(x, \cdot). \end{aligned}$$

Subtracting the inequalities yields

$$q_i(x, \cdot)(v(x, k(x, \cdot)) - v(y, k(x, \cdot))) \geq q_i(y, \cdot)(v(x, k(y, \cdot)) - v(y, k(y, \cdot))).$$

Hence, for all x, y, θ_{-i} with $q_i(x, \theta_{-i}) = q(y, \theta_{-i}) = 1$, we obtain (3). Because $x > y$ and v is increasing in θ_i for all k , we obtain for all other x, y, θ_{-i} that q_i must be weakly increasing in θ_i ,

$$q_i(x, \cdot) \geq q_i(y, \cdot) \left(\frac{v(x, k(y, \cdot)) - v(y, k(y, \cdot))}{v(x, k(x, \cdot)) - v(y, k(x, \cdot))} \right).$$

Because the second factor on the right-hand side is positive, it must be that $q_i(x, \cdot) = 1$ when $q_i(y, \cdot) = 1$, and it must be that $q_i(y, \cdot) = 0$ when $q_i(x, \cdot) = 0$. Therefore, for all θ_{-i} , q_i is either constant or has exactly one jump upwards, i.e., (2) holds.

Moreover, considering $x = y + \delta$ with $q_i(x, \cdot) = q_i(y, \cdot) = 1$, we obtain

$$\begin{aligned} \lim_{\delta \rightarrow 0} \frac{U_i(y + \delta, \cdot) - U(y, \cdot)}{\delta} &\geq \lim_{\delta \rightarrow 0} \frac{1(v(y + \delta, k(y + \delta, \cdot)) - v(y, k(y, \cdot)))}{\delta} \\ &= \frac{\partial v(y, k(y, \cdot))}{\partial y}, \\ \lim_{\delta \rightarrow 0} \frac{U_i(x, \cdot) - U(x - \delta, \cdot)}{\delta} &\leq \lim_{\delta \rightarrow 0} \frac{1(v(x, k(x, \cdot)) - v(x - \delta, k(x - \delta, \cdot)))}{\delta} \\ &= \frac{\partial v(x, k(x, \cdot))}{\partial x}, \end{aligned}$$

which implies that $U'_i(x, \theta_{-i}) = \frac{\partial v(x, k(x, \cdot))}{\partial x}$ wherever q_i is equal to one. Since (DS-IC) also implies that U_i is Lipschitz-continuous, it is differentiable almost everywhere and equals the integral over its derivative. Hence, (4) follows from rearranging.

Now, suppose (2), (3), and (4) hold. Then, also (DS-IC) holds, because

$$\begin{aligned} U_i(x, \cdot) &\geq u_i(y, \cdot | x) = q_i(y, \cdot)v(x, k(y, \cdot)) - m_i(y, \cdot) \\ U_i(x, \cdot) &\geq u_i(y, \cdot | x) + q_i(y, \cdot)v(y, k(y, \cdot)) - q_i(y, \cdot)v(y, k(y, \cdot)) \\ U_i(x, \cdot) &\geq q_i(y, \cdot)(v(x, k(y, \cdot)) - v(y, k(y, \cdot))) + U_i(y, \cdot) \\ \int_y^x q_i(t, \cdot) \frac{\partial v(t, k(t, \cdot))}{\partial t} dt &\geq \int_y^x q_i(y, \cdot) \frac{\partial v(t, k(y, \cdot))}{\partial t} dt \end{aligned}$$

is implied by these conditions. \square

Proof of Lemma 2. By (3) of Lemma 1, (DS-IC) requires that for all $x > y \geq \underline{x}(\theta_{-i})$,

$$((v(x, k(x, \cdot)) - v(y, k(x, \cdot))) - (v(x, k(y, \cdot)) - v(y, k(y, \cdot)))) \geq 0. \quad (24)$$

By contradiction suppose that $k(x, \cdot) = k_j$ and $k(y, \cdot) = k_{j'}$ with $j > j'$, i.e., the lower type y receives a “better” consumer set size. (SC) implies that

$$((v(x, k(x, \cdot)) - v(y, k(x, \cdot))) - (v(x, k(y, \cdot)) - v(y, k(y, \cdot)))) < 0, \quad (25)$$

a contradiction.

Vice versa, suppose that for all $x > y$, $k(x, \cdot) = k_j$ and $k(y, \cdot) = k_{j'}$ with $j \leq j'$. The negation of (25) implies (24). \square

Proof of Lemma 3. Fix type vector θ , and let J^* be the optimal consumer set in the relaxed problem. That is, $q_i(\theta) = \mathbb{1}_{i \in J^*}$.

Contradicting the lemma, suppose $J^* \neq \emptyset$ although (8) is violated for all J . The creator makes a loss that can be avoided by setting $q_i(\theta) = 0$ for all i . Analogously, $J^* = \emptyset$ cannot be optimal if a profitable J satisfying (8) exists. \square

Proof of Lemma 4. The right-hand side of (9) is zero when $|J| = |J'|$, while the left-hand side is positive when $J \neq J'$ has structure (10). \square

Proof of Lemma 5. Fix any θ . By Lemma 4, the optimal consumer set J^* is either empty or it is the most profitable candidate set, $J^* = J_{k^*}$ for some k^* . The algorithm compares only candidate sets, and it considers all such sets. Hence, it cannot select a set with another structure. We show that our algorithm selects $K_{N+1} = J_{k^*}$ and only provides the good if and only if $J^* = J_{k^*}$.

If J^* is empty, Lemma 3 implies that for all non-empty candidate sets J_k , $\Psi(\theta|J_k) < C(k)$. Hence, the algorithm never chooses to provide the good in the final step.

Similarly, if J^* is non-empty, optimality implies that $\Psi(\theta|J_{k^*}) \geq C(k^*)$. Hence, the algorithm chooses to provide the good in the final step if $K_{N+1} = J_{k^*}$. By optimality, $J_{k^*} = \overline{\max}_{\theta}\{J_{k^*}, K_k\}$ for all k . Hence, J_{k^*} becomes the comparison set at step k^* , $K_{k^*+1} = \overline{\max}\{J_{k^*}, K_{k^*}\} = J_{k^*}$, and it stays the comparison set until the final step, $K_{N+1} = K_{k^*+1} = J_{k^*}$.

Suppose there is a candidate set $J_k \neq K_{N+1}$ such that $\Psi(\theta|J_k) \geq C(k)$, and let $k^* = k + j$ for some $j > 0$. Because $J_{k^*} = \overline{\max}_{\theta}\{J_k, J_{k^*}\}$, it holds that

$$\begin{aligned} \sum_{i=1}^j \psi(\theta_{k+i}, k+j) &\geq \varphi(k) - \varphi(k+j) + \sum_{i=1}^k [\psi(\theta_i, k) - \psi(\theta_i, k+j)] \\ \Psi(\theta|J_{k+j}) &\geq \varphi(k) - \varphi(k+j) + \Psi(\theta|J_k) \\ \Psi(\theta|J_{k^*}) &\geq \varphi(k) - \varphi(k+j) + C(k) = C(k^*), \end{aligned}$$

and an analogous argument holds when $j < 0$. Hence, if the algorithm chooses not to provide the good at the final step, there is no other set for which the adjusted total cost is covered. \square

Proof of Proposition 1. To show that \bar{q} is incentive-compatible, we verify that it always satisfies the three conditions of Lemma 1, i.e., (2), (3), and (4). The allocation is individually rational if it is incentive-compatible and the participation constraint binds for type $\theta_i = 0$, which is true.

(4) is satisfied by construction (15).

We fix a buyer i and consider two possible types $x > y$ for him. We also fix the types of all other buyers θ_{-i} and order them, $\theta_j > \theta_{j+1}$ for all j .

To show (2), we need that

$$\bar{q}_i(y, \theta_{-i}) = 1 \implies q_i(x, \theta_{-i}) = 1, \text{ and } \bar{q}_i(x, \theta_{-i}) = 0 \implies q_i(y, \theta_{-i}) = 0.$$

The first part cannot be violated because if the algorithm added type y (and possibly others) to the consumer set at some step k , it would also add type x . That is, the inclusion condition at step k is

$$\psi(y, k) + \sum_{j=1}^{k-1} \psi(\theta_j, k) - \sum_{j=1}^{k'-1} \psi(\theta_j, k') \geq \varphi(k') - \varphi(k)$$

for some k' . Because of regularity, this condition also holds for type x . Hence, if type x was not added at an earlier step, it would have been added at step k as well. Similarly, if the condition does not hold for type x , it cannot hold for type y . Also because of regularity, we have that if there exists a consumer set including type y for which the provision condition (8), the condition also holds for the same consumer set including type $x > y$. Therefore, given any θ_{-i} , \bar{q}_i is weakly increasing in type θ_i for all i such that (2) holds.

Suppose that $\bar{q}_i(x, \cdot) = \bar{q}_i(y, \cdot) = 1$, but $\bar{k}(x, \cdot) = k_x > \bar{k}(y, \cdot) = k_y$. It must be that

$$\begin{aligned} \psi(x, k_x) + \sum_{j=1, j \neq i}^{k_x} \psi(\theta_j, k_x) + \varphi(k_x) &\geq \psi(x, k_y) + \sum_{j=1, j \neq i}^{k_y} \psi(\theta_j, k_y) + \varphi(k_y), \text{ and} \\ \psi(y, k_y) + \sum_{j=1, j \neq i}^{k_y} \psi(\theta_j, k_y) + \varphi(k_y) &\geq \psi(y, k_x) + \sum_{j=1, j \neq i}^{k_x} \psi(\theta_j, k_x) + \varphi(k_x). \end{aligned}$$

Subtracting these two inequalities, we obtain

$$\begin{aligned} \psi(x, k_x) - \psi(y, k_x) &\geq \psi(x, k_y) - \psi(y, k_y) \\ (v(x, k_x) - v(y, k_x)) - (v(x, k_y) - v(y, k_y)) &\geq h(x, k_x, k_y) + h(y, k_y, k_x), \end{aligned} \quad (26)$$

where

$$h(x, k_x, k_y) := \frac{1 - F(x)}{f(x)} \left(\frac{\partial v(x, k_x)}{\partial x} - \frac{\partial v(x, k_y)}{\partial x} \right).$$

The (inverse) hazard rate is non-negative, and, by (SC), the second factor is positive if and only if $v(x, k_x) > v(x, k_y)$. Analogously, $h(y, k_y, k_x) \geq 0$. That is, the left-hand side of (26) is positive if and only if type x prefers k_x over k_y . Thus, (3) holds.

Hence, $\langle \bar{q}, \bar{m} \rangle$ is incentive compatible and individually rational, and thus also solves the full constrained problem. \square

Proof of Lemma 6. Employing the envelope theorem (Milgrom and Segal, 2002), we can rewrite a buyer's expected utility (18) in any implementable mechanism as

$$U(\theta_i) = U(0) + \int_0^{\theta_i} \sum_{k=1}^N Q_i^k(t) \frac{\partial v(t, k)}{\partial t} dt$$

such that given $U(0) = 0$ the expected payment is

$$M_i(\theta_i) = \sum_{k=1}^N Q_i^k(\theta_i) v(\theta_i, k) - \int_0^{\theta_i} \sum_{k=1}^N Q_i^k(t) \frac{\partial v(t, k)}{\partial t} dt \quad (27)$$

such that

$$\begin{aligned} \mathbb{E}[M_i(\theta_i)] &= \int_0^{\bar{\theta}} \sum_{k=1}^N Q_i^k(\theta_i) \psi(\theta_i, k) f(\theta_i) d\theta_i \\ &= \int_{\Theta^N} q_i(\theta_i, \boldsymbol{\theta}_{-i}) \psi(\theta_i, k(\theta_i, \boldsymbol{\theta}_{-i})) dG(\theta_i, \boldsymbol{\theta}_{-i}) \end{aligned}$$

so that the seller's expected profit is again (5). Hence, the solution to the relaxed problem solves the fully constrained problem under (B-IC) if the solution $\langle \bar{q}, \bar{m} \rangle$ satisfies all constraints. Since it satisfies the stronger (DS-IC), also (B-IC) is satisfied. \square

Proof of Lemma 7. Part a) follows from Lemma 3. Suppose (19) holds. For any $k \leq N$, $\Psi(\bar{\boldsymbol{\theta}}_{\leq k} | J_k) < C(k)$. By regularity, this is also true for all other type vectors. Suppose (19) does not hold for some k . Then there exists a type vector realization such that $\Psi(\boldsymbol{\theta}_{\leq k} | J_k) \geq C(k)$.

Suppose (20) holds, and suppose all types are zero, $\boldsymbol{\theta} = \mathbf{0}$. Part (i) implies that accepting all N buyers covers the adjusted total cost, and part (ii) implies that removing any buyer reduces profits. Hence $\bar{q}_i(\mathbf{0}) = 1$ for all i . The incentive compatibility of $\langle \bar{q}, \bar{m} \rangle$ —Lemma 1(i)—implies the consumer set cannot be smaller for any other type vector. Individual rationality and $v(0, k) = 0$ for all k imply $\bar{m}_i(\mathbf{0}) = 0$ for all i .

Suppose one part of (20) does not hold. Either accepting all buyers does not cover the adjusted cost or excluding some buyers for some type vector increases profit. Hence, accepting all buyers is not optimal. Combined with the previous paragraph, statement b) follows. \square

Proof of Lemma 8. From the integral form (4), we can see that

$$m_i(\theta_i, \boldsymbol{\theta}_{-i}) = v(\theta_i, k(\theta_i, \boldsymbol{\theta}_{-i})) - \int_{\underline{x}(\boldsymbol{\theta}_{-i})}^{\theta_i} \frac{\partial v(t, k(t, \boldsymbol{\theta}_{-i}))}{\partial t} dt,$$

is weakly increasing in θ_i for any $\boldsymbol{\theta}_{-i}$. Hence, it is weakly increasing in expectation. The equation also implies that any two types who have the same payment for all $\boldsymbol{\theta}_{-i}$ must be indifferent over their contracts. \square

Proof of Proposition 2. Take any setting and the corresponding optimal direct mechanism $\langle \bar{q}, \bar{m} \rangle$. We construct the corresponding all-pay contribution mechanism jointly with the implementing Bayesian Nash equilibrium, $\langle P, g^*, \rho^* \rangle$.

First, set $g_i^*(p_i, \mathbf{p}_{-i}) = (0, p_i)$ for all \mathbf{p}_{-i} with $p_i \notin [\overline{M}_i(\underline{y}), \overline{M}_i(\overline{y})]$ such that choosing any such price is weakly dominated by selecting price $p_i = 0$. Suppose all types $\theta_i < \underline{y}$ select $\rho_i^*(\theta_i) = 0$.

Second, suppose any type $\theta_i \in [\underline{y}, \overline{y})$ selects price

$$\rho_i^*(\theta_i) = \overline{M}_i(\theta_i),$$

and any type $\theta_i \geq \overline{y}$ selects price $\rho_i^*(\theta_i) = \overline{M}_i(\overline{\theta})$.

Third, since \overline{M}_i is invertible, we can construct

$$\tilde{g}_i(p_i, \mathbf{p}_{-i}) = (\tilde{q}_i(\overline{M}_i^{-1}(p_i), \overline{\mathbf{M}}_{-i}^{-1}(\mathbf{p}_{-i})), p_i)$$

such that under the supposed strategy profile $g_i^*(p_i, \mathbf{p}_{-i}) = (\tilde{q}_i(\boldsymbol{\theta}), M_i(\theta_i))$ for all i and all $\boldsymbol{\theta}$. If for several types $x \neq y$ we have $\overline{M}_i(x) = \overline{M}_i(y)$, Lemma 8 ensures that $q_i(x, \boldsymbol{\theta}_{-i}) = q_i(y, \boldsymbol{\theta}_{-i})$ and $k(x, \boldsymbol{\theta}_{-i}) = k(y, \boldsymbol{\theta}_{-i})$ such that it does not matter which types is used as input among types in a flat region of \overline{M}_i .

Under the proposed strategy profile, buyer i 's expected utility from following strategy ρ_i^* is

$$\begin{aligned} u_i(\rho_i^*(\theta_i), \theta_i) &= \mathbb{E}_{\boldsymbol{\theta}_{-i}} \left[\tilde{q}_i(\rho_i^*(\theta_i), \rho_{-i}^*(\boldsymbol{\theta}_{-i})) v(\theta_i, \tilde{k}(\rho_i^*(\theta_i), \rho_{-i}^*(\boldsymbol{\theta}_{-i}))) - \rho_i^*(\theta_i) \right] \\ &= \mathbb{E}_{\boldsymbol{\theta}_{-i}} \left[\tilde{q}_i(\theta_i, \boldsymbol{\theta}_{-i}) v(\theta_i, \tilde{k}(\theta_i, \boldsymbol{\theta}_{-i})) - \overline{m}_i(\theta_i, \boldsymbol{\theta}_{-i}) \right], \end{aligned}$$

which by incentive compatibility and individual rationality of $\langle \tilde{q}, \tilde{m} \rangle$ is at least as large as the expected utility from any deviation to any price $p_i \in \{0\} \cup [\overline{M}_i(\underline{y}), \overline{M}_i(\overline{y})]$, which dominate all other prices. Hence, ρ^* is a Bayesian Nash equilibrium of the constructed all-pay contribution mechanism, and it implements the optimal allocation for all $\boldsymbol{\theta}$. \square

Proof of Lemma 9. Because the functions are concave and increasing in k , they converge. Let

$$\lim_{k \rightarrow \infty} \varphi(k) = \varphi^* \quad \text{and} \quad \lim_{k \rightarrow \infty} v(\theta_i, k) = v^*(\theta_i).$$

Consider an increasing sequence of market sizes $N^{(n)} = (1, 2, \dots)$. Let $\boldsymbol{\theta}^{(n)}$ be the sequence of type profile realizations with $\boldsymbol{\theta}^n = (\boldsymbol{\theta}^{n-1}, \theta_n^n)$ (before ordering types according to virtual values), i.e., one more type draw is added each step along the sequence and the other types remain fixed $\theta_i^n = \theta_i^{n'}$ for all $i \leq n < n'$. Let $\overline{k}^n(\boldsymbol{\theta}^n) = |\overline{J}(\boldsymbol{\theta}^n)|$ be the optimal consumer set size at market size n along the sequence. Let $\psi^*(\theta_i) = \lim_{k \rightarrow \infty} \psi(\theta_i, k) = v^*(\theta_i) - \frac{1-F(\theta_i)}{f(\theta_i)} \frac{\partial v^*(\theta_i)}{\partial \theta_i}$.

$\overline{k}^n(\boldsymbol{\theta}^n)$ is weakly increasing in n for all type profiles, because the left-hand side of the inequality below (after ordering types) is increasing in n and j , while the

right-hand side converges to a constant as n and j increase (and the production cost c is also constant)

$$\begin{aligned} \sum_{i=\bar{k}^n}^{\bar{k}^n+j} \psi(\theta_i^n, \bar{k}^n + j) &\geq \gamma(\bar{k}^n, \bar{k}^n + j, \boldsymbol{\theta}_{\leq \bar{k}^n}) \\ \gamma(\bar{k}^n, \bar{k}^n + j, \boldsymbol{\theta}_{\leq \bar{k}^n}) &= \underbrace{\varphi(\bar{k}^n) - \varphi(\bar{k}^n + j)}_{\rightarrow \varphi(\bar{k}^n) - \varphi^*} + \sum_{i=1}^{\bar{k}^n} \underbrace{[\psi(\theta_i, \bar{k}^n) - \psi(\theta_i, \bar{k}^n + j)]}_{\rightarrow \psi(\bar{\theta}, \bar{k}^n) - \psi^*(\bar{\theta})}. \end{aligned}$$

That is, as the market grows it becomes weakly profitable to increase the consumer set. Finally, for all j

$$\lim_{k \rightarrow \infty} \gamma(k, k + j, \boldsymbol{\theta}_{\leq k}) = \overbrace{\varphi(k) - \varphi(k + j)}^{\rightarrow 0} + \sum_{i=1}^k \overbrace{[\psi(\theta_i, k) - \psi(\theta_i, k + j)]}^{\rightarrow 0} = 0.$$

That is, as the consumer set grows the cutoff for the virtual value to be admitted to the consumer set converges to zero. Consequently, in the large-market limit, the optimal allocation $\bar{q}_i^*(\boldsymbol{\theta}) = \mathbb{1}_{\psi^*(\theta_i) \geq 0}$ can be implemented by posting a price p such that $\psi^*(p) = 0$. \square

6 Implementations: Details behind Figure 5

Here, we construct the games and equilibria that implement the respective optimal allocation as described in Figure 5. We use specific settings, but the general idea of our implementations generalize. Our working example, is a 2-user setting with the valuation function (16) used in Figure 3,

$$v(\theta_i, k) = \begin{cases} \pi \theta_i & \text{if } k = 1, \\ (1 - \pi) \theta_i & \text{if } k = 2, \end{cases}$$

and we assume no profit network effects, $\varphi(k) = 0$ for all k . Types θ_i are independent draws from a uniform distribution, $F(\theta_i) = \theta_i$ for $\theta_i \in [0, 1]$. The production cost is $c = 1/4$. Both games constructed below are symmetric deterministic simultaneous move games that are only played by the two users, and we find a pure-strategy Bayesian Nash equilibrium.

Positive value network effects and community subsidies

Figure 6 shows the optimal allocation for our illustrative setting with positive value network effects, $\pi = 3/8$. Notice that the general structure of the optimal allocation does not hinge on the specifics of our example. First, adding profit network effects has no qualitative impact, see, e.g., Panel 2d in the main text. Second, the impact of changing the type distribution would simply be that the curves connecting points $(x, 1)$ and (y, z) , and $(1, x)$ and (y, z) would not be linear,

but they would still be monotone and decreasing. Third, changing the cost c also has no qualitative impact as long as all possible consumer sets are optimal for some type combination. Finally, the construction below is valid for all $\pi \in (\frac{1}{4}, \frac{1}{2})$. Outside of this interval, either there is only joint consumption or the network effects are negative. There is a plethora of valuation functions outside of the structure of (16) that lead to a similar structure of the optimal allocation.

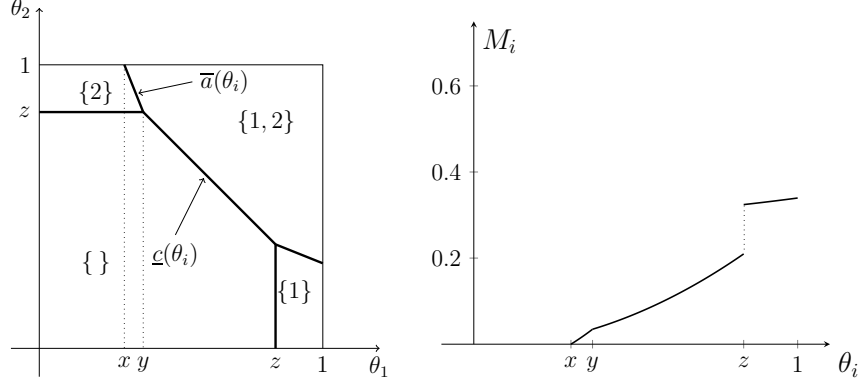


Figure 6: Optimal allocation (left) and optimal interim expected transfer $M_i(\theta_i)$ (right) for $\pi = 3/8$, and $\theta_i \sim U[0, 1]$.

In the example, $x = 3/10$, $y = 11/30$, and $z = 5/6$, but we can find $x < y < z$ in any other setting fitting the description above. We define

$$\begin{aligned} x : \quad & \psi(x, 2) + \psi(\bar{\theta}, 2) = c, \\ y : \quad & \psi(y, 2) + \psi(z, 2) = c, \\ z : \quad & \psi(z, 1) = c. \end{aligned} \tag{28}$$

Let us first describe the optimal allocation that our constructed equilibrium and game shall replicate. Types $\theta_i \leq x$ never get the good and never pay anything. Types $\theta_i \in (x, y]$ never consume the good alone, and they consume the good jointly if type $\theta_j \geq z$ is large enough,

$$\psi(\theta_i, 2) + \psi(\theta_j, 2) > \max\{\psi(\theta_j, 1), c\} = \psi(\theta_j, 1) \iff \theta_j > \bar{a}(\theta_i). \tag{29}$$

Types $\theta_i \in (y, z]$ also never consume the good alone, and they consume the good jointly if type θ_j is large enough,

$$\psi(\theta_i, 2) + \psi(\theta_j, 2) > c \iff \theta_j > \underline{c}(\theta_i). \tag{30}$$

Finally, types $\theta_i > z$ always get the good: alone if $\theta_j < \bar{a}(\theta_i)$, and jointly otherwise.

Now, we jointly construct the equilibrium and the game described in Figure 5a. First, let actions be a pair $\alpha_i = (p_i, s_i) \in \mathbb{R}^2$. Next, define

$$\underline{p} = \bar{M}_i(y), \quad \text{and} \quad \bar{p} = \bar{M}_i(z). \tag{31}$$

Strategy: Consider the following strategy σ_i^* :

1. Types $\theta_i \in [0, x]$ select $(p_i, s_i) = (0, 0)$.
2. Types $\theta_i \in (x, y]$ select $p_i = \underline{p}$ and $s_i = s^{x,y}(\theta_i)$, where

$$s^{x,y} : \quad \overline{Q}_i(\theta_i)(\underline{p} + s^{x,y}(\theta_i)) = \overline{M}_i(\theta_i).$$

3. Types $\theta_i \in (y, z]$ select $s_i = 0$ and $p_i = p^{y,z}(\theta_i)$, where

$$p^{y,z} : \quad p^{y,z}(\theta_i) = \overline{M}_i(\theta_i).$$

4. Types $\theta_i \in (z, 1]$ select $s_i = s^{z,1}(\theta_i)$ and $p_i = \overline{p}$, where

$$s^{z,1} : \quad s^{z,1}(\theta_i) + \overline{p} = \overline{M}_i(\theta_i).$$

First, $s^{x,y}$ is strictly increasing and negative over its domain $[x, y]$, because \overline{M}_i is strictly increasing and below \underline{p} there. Second, $p^{y,z}$ has range $[\underline{p}, \overline{p}]$ and is strictly increasing over its domain $[y, z]$, because it is equal to \overline{M}_i there. Third, $s^{z,1}$ is strictly increasing and positive over its domain $[z, 1]$, because \overline{M}_i is strictly increasing and above \overline{p} there.

Outcome function: Our goal is to construct an outcome function g^* such that (i) it implements the optimal allocation in conjunction with a symmetric strategy profile $\sigma^* = (\sigma_1^*, \sigma_2^*)$, and (ii) σ^* is a Bayesian Nash equilibrium. To this end, it is easiest to first render all actions inconsistent with σ_i^* irrelevant. That is, define g^* such that for all (p_j, s_j)

$$\begin{aligned} g_i^*((p_i, s_i), (p_j, s_j)) &= (0, p_i) \quad \forall (p_i, s_i) \text{ such that} \\ p_i \notin [\underline{p}, \overline{p}] \text{ or } s_i \notin [-\underline{p}, \overline{M}_i(\overline{\theta}) - \overline{p}] \text{ or } p_i \in (\underline{p}, \overline{p}) \wedge s_i \neq 0 \\ \text{or } p_i = \underline{p} \wedge s_i \notin [-\underline{p}, 0] \text{ or } p_i = \overline{p} \wedge s_i \notin [0, \overline{M}_i(\overline{\theta}) - \overline{p}]. \end{aligned} \quad (32)$$

For actions consistent with σ^* , we ensure that types $\theta_i \in (x, y]$ playing σ_i^* get their designated expected outcome and payoff from the optimal mechanism $\langle \overline{q}, \overline{m} \rangle$ for all θ_j playing σ_j^* . For all (p_i, s_i) with $p_i = \underline{p}$ and $s_i \in [-\underline{p}, 0]$ set

$$\begin{aligned} g_i^*((p_i, s_i), (p_j, s_j)) &= \begin{cases} (1, \underline{p} + s_i) & \text{if } s_j \geq s(s_i), \\ (0, 0) & \text{otherwise,} \end{cases} \\ \text{where } s(s_i) &= s^{z,1}(\overline{a}((s^{x,y})^{-1}(s_i))) \end{aligned} \quad (33)$$

such that given σ^* and $\theta_i \in [x, y]$, i gets the good if and only if $\theta_j \in [z, 1]$ and

$$s^{z,1}(\theta_j) \geq s(s^{x,y}(\theta_i)) \iff s^{z,1}(\theta_j) \geq s^{z,1}(\overline{a}((s^{x,y})^{-1}(s^{x,y}(\theta_i)))) \iff \theta_j \geq \overline{a}(\theta_i),$$

which is (29). By construction of σ^* , the interim expected payoff of types $\theta_i \in (x, y]$ is the same as in the optimal mechanism.

Next, we consider types $\theta_i \in [y, z]$. For all (p_i, s_i) with $s_i = 0$ and $p_i \in (\underline{p}, \bar{p})$ set

$$g_i^*((p_i, s_i), (p_j, s_j)) = \begin{cases} (1, p_i) & \text{if } p_j \geq p(p_i), \\ (0, p_i) & \text{otherwise,} \end{cases} \quad (34)$$

$$\text{where } p(s_i) = p^{y,z}(\underline{c}((p^{y,z})^{-1}(p_i)))$$

such that given σ^* and $\theta_i \in [x, y]$, i gets the good if and only if either $\theta_j \in [z, 1]$ (because $\bar{p} > p(p_i)$ for all relevant p_i) or $\theta_j \in [x, y]$ and

$$p^{y,z}(\theta_j) \geq p(p^{y,z}(\theta_i)) \iff p^{y,z}(\theta_j) \geq p^{y,z}(\underline{c}((p^{y,z})^{-1}(p^{y,z}(\theta_i))) \iff \theta_j \geq \underline{c}(\theta_i),$$

which is (30). By construction of σ^* , the interim expected payoff of types $\theta_i \in (y, z]$ is the same as in the optimal mechanism. All of the above is then also true for types $\theta_i > z$. By (32), types $\theta_i < x$ are clearly (weakly) best off by choosing $p_i = s_i = 0$ and, hence, also get their designated outcomes and payoff.

Finally, σ^* must be a Bayesian Nash equilibrium because the original optimal mechanism that we replicated is Bayesian incentive compatible. That is, no type θ_i has an incentive to deviate to another type's action given the other user plays $\sigma_j(\theta_j)$. Moreover, deviating to any (p_i, s_i) -combination outside of σ_i^* is not profitable on account of (32).

Negative value network effects and exclusivity bids

Figure 7 shows the optimal allocation for our illustrative setting with negative value network effects, $\pi = 5/8$. Again, the general idea of the implementation with exclusivity bids does not hinge on the specifics of our example.

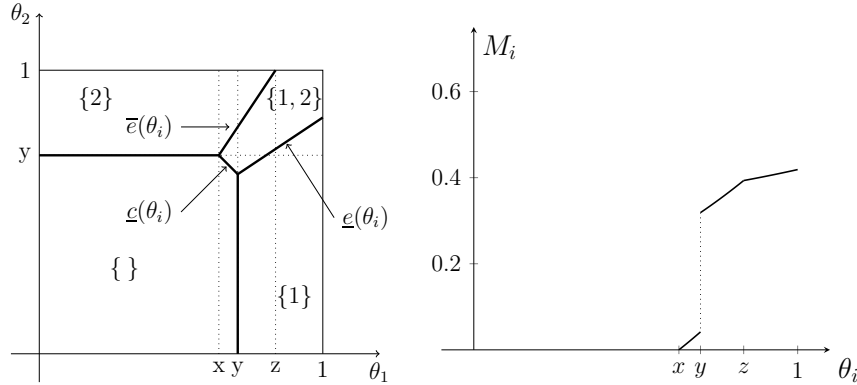


Figure 7: Optimal allocation (left) and optimal interim expected transfer $M_i(\theta_i)$ (right) for $\pi = 5/8$, and $\theta_i \sim U[0, 1]$.

In this example, $x = 19/30$, $y = 7/10$, and $z = 5/6$, but we can find $x < y < z$ in other settings with negative value network effects. The implementation has to be only slightly adjusted when $x < z < y$. We define

$$\begin{aligned} x : & \quad \psi(x, 2) + \psi(y, 2) = c, \\ y : & \quad \psi(y, 1) = c, \\ z : & \quad \psi(x, 2) + \psi(\bar{\theta}, 2) = c. \end{aligned} \quad (35)$$

Again, we first describe the optimal allocation that our constructed game and equilibrium shall replicate. Types $\theta_i \leq x$ never get the good and never pay anything. Types $\theta_i \in (x, y]$ never consume the good alone, and they consume the good jointly if type θ_j is large enough, but not too large,

$$\begin{aligned}\psi(\theta_i, 2) + \psi(\theta_j, 2) \geq \psi(\theta_j, 1) &\iff \theta_j \leq \bar{e}(\theta_i), \text{ and} \\ \psi(\theta_i, 2) + \psi(\theta_j, 2) \geq c &\iff \theta_j \geq \underline{e}(\theta_i).\end{aligned}\tag{36}$$

$$\text{Types } \theta_i \in (y, z] \text{ do not consume the good if } \theta_j > \bar{e}(\theta_i).\tag{37}$$

Given $\theta_j \leq \bar{e}(\theta_i)$, i consumes the good jointly with j if $\psi(\theta_i, 1) \leq \psi(\theta_i, 2) + \psi(\theta_j, 2) \iff \theta_j \geq \underline{e}(\theta_i)$.

$$\text{Types } \theta_i \in (y, z] \text{ consume the good alone if } \theta_j < \underline{e}(\theta_i),\tag{38}$$

Finally, types $\theta_i \in [z, 1]$ always get the good: alone if $\theta_j < \underline{e}(\theta_i)$, and jointly otherwise.

Now, we jointly construct the equilibrium and the game described in Figure 5b. First, let actions be a pair $\alpha_i = (p_i, b_i) \in \mathbb{R}^2$. Next, define

$$\bar{p} = \overline{M}_i(y), \quad \text{and} \quad \bar{\bar{p}} = \overline{M}_i(z).\tag{39}$$

Strategy: Consider the following strategy σ_i^* :

1. Types $\theta_i \in [0, x]$ select $(p_i, b_i) = (0, 0)$.
2. Types $\theta_i \in (x, y]$ select $p_i = p^{x,y}(\theta_i)$ and $b_i = 0$, where

$$p^{x,y} : \quad p^{x,y}(\theta_i) = \overline{M}_i(\theta_i).$$

3. Types $\theta_i \in (y, z]$ select $p_i = \bar{p}$ and $b_i = b^{y,z}(\theta_i)$, where

$$b^{y,z} : \quad \bar{p} + \overline{Q}_i^1(\theta_i)b^{y,z}(\theta_i) = \overline{M}_i(\theta_i).$$

4. Types $\theta_i \in (z, 1]$ select $p_i = \bar{\bar{p}}$ and $b_i = b^{z,1}(\theta_i)$, where

$$b^{z,1} : \quad \bar{\bar{p}} + \overline{Q}_i^1(\theta_i)b^{z,1}(\theta_i) = \overline{M}_i(\theta_i).$$

Again, $p^{x,y}$, $b^{y,z}$ and $b^{z,1}$ are strictly increasing over their respective domains, because \overline{M}_i , $\frac{\overline{M}_i - \bar{p}}{\overline{Q}_i^1}$ and $\frac{\overline{M}_i - \bar{\bar{p}}}{\overline{Q}_i^1}$ are strictly increasing.

Outcome function: Our goal is to construct an outcome function g^* such that (i) it implements the optimal allocation in conjunction with a symmetric strategy profile $\sigma^* = (\sigma_1^*, \sigma_2^*)$, and (ii) σ^* is a Bayesian Nash equilibrium.

We first only consider actions consistent with σ^* , and we ensure that all types θ_i playing σ_i^* get their designated expected outcome and payoff from the optimal

mechanism $\langle \bar{q}, \bar{m} \rangle$ for all θ_j playing σ_j^* . First, we consider types $\theta_i \in (x, y]$. For all (p_i, b_i) with $p_i \in (0, \bar{p}]$ and $b_i = 0$ set

$$g_i^*((p_i, b_i), (p_j, b_j)) = \begin{cases} (1, p_i) & \text{if } b_j \leq \beta_1(p_i, p_j), \\ (0, p_i) & \text{otherwise,} \end{cases}$$

$$\text{where } \beta_1(p_i, p_j) = \begin{cases} p_j - p^{x,y}(\underline{c}((p^{x,y})^{-1}(p_i))) & \text{if } p_j \in (0, \bar{p}) \\ b^{y,z}(\bar{e}((p^{x,y})^{-1}(p_i))) & \text{if } p_j = \bar{p} \\ b^{z,1}(\bar{e}((p^{x,y})^{-1}(p_i))) & \text{if } p_j = \bar{\bar{p}} \end{cases} \quad (40)$$

such that given σ^* and $\theta_i \in (x, y]$, i can only get the good jointly, if and only if $b_j \leq \beta_1(p_i, p_j)$. Playing against types $\theta_j \in (x, y]$ who select actions $b_j = 0$ and $p_j = p^{x,y}(\theta_j) \in (0, \bar{p}]$, the condition $b_j \leq \beta_1(p_i, p_j)$ implies

$$0 \leq p^{x,y}(\theta_j) - p^{x,y}(\underline{c}((p^{x,y})^{-1}(p_i))) \iff \underline{c}(\theta_i) \leq \theta_j,$$

which is the second part of (36), while the first part is implied because the relevant p_j are only selected by types $\theta_j \leq y = \bar{e}(x) \leq \bar{e}(\theta_i) \quad \forall \theta_i \geq x$. For $p_j = \bar{p}$ (analogously for $p_j = \bar{\bar{p}}$), the condition $b_j \leq \beta_1(p_i, p_j)$ implies

$$b^{y,z}(\theta_j) \geq \beta_1(p^{x,y}(\theta_i), \bar{p}) \iff b^{y,z}(\theta_j) \geq b^{y,z}(\bar{e}((p^{x,y})^{-1}(p_i))) \iff \theta_j \geq \bar{e}(\theta_i),$$

which is the first part of (36). The second part also holds because prices \bar{p} and $\bar{\bar{p}}$ are only selected by types $\theta_j \geq y = \underline{c}(x) \geq \underline{c}(\theta_i) \forall \theta_i \in (x, y]$.

Next, we consider types $\theta_i \in (y, z]$. For all (p_i, b_i) with $p_i = \bar{p}$ and $b_i > 0$, set

$$g_i^*((p_i, b_i), (p_j, b_j)) = \begin{cases} (1, \bar{p} + b_i) & \text{if } b_i > \underline{\beta}_2(b_j, p_j) \\ (0, \bar{p}) & \text{if } b_j > \bar{\beta}_2(b_i, p_j) \\ (1, \bar{p}) & \text{otherwise.} \end{cases} \quad (41)$$

After defining $\bar{\beta}_2(b_i, \bar{p}) = b^{y,z}(\bar{e}((b^{y,z})^{-1}(b_i)))$, we have that i does not consume the good in equilibrium if $\theta_j \in (y, z]$ and

$$b_j = b^{y,z}(\theta_j) > b^{y,z}(\bar{e}((b^{y,z})^{-1}(b^{y,z}(\theta_i)))) \iff \theta_j > \bar{e}(\theta_i),$$

which is (37). Similarly, we ensure the same for $\theta_j \in (z, 1]$ with $\bar{\beta}_2(b_i, \bar{\bar{p}}) = b^{y,z}(\bar{e}((b^{y,z})^{-1}(b_i)))$. We can set $\bar{\beta}_2(b_i, p_j) = \infty$ for other p_j because the associated types $\theta_j \in [x, y]$ shall never kick i out of the audience.

After defining $\underline{\beta}_2(b_j, \bar{p}) = b^{y,z}(\underline{e}^{-1}((b^{y,z})^{-1}(b_j)))$, we have that i consumes the good alone and pays the exclusivity bid in equilibrium if $\theta_j \in (y, z]$ and

$$b_i = b^{y,z}(\theta_i) > b^{y,z}(\underline{e}^{-1}((b^{y,z})^{-1}(b^{y,z}(\theta_j)))) \iff \underline{e}(\theta_i) > \theta_j,$$

which is (38). Similarly, we ensure the same for $\theta_j \in [z, 1]$ with $\underline{\beta}_2(b_j, \bar{\bar{p}}) = b^{y,z}(\underline{e}^{-1}((b^{z,1})^{-1}(b_j)))$, and, for $\theta_j \in (x, y]$, we set $\underline{\beta}_2(0, p_j) = b^{y,z}(\underline{e}^{-1}((p^{x,y})^{-1}(p_j)))$ for $p_j \leq \bar{p}$ with $b_j = 0$. In the remaining cases, i and j consume jointly.

Next, we consider types $\theta_i \in [z, 1)$. For all (p_i, b_i) with $p_i = \bar{p}$ and b_i set

$$g_i^*((p_i, b_i), (p_j, b_j)) = \begin{cases} (1, \bar{p} + b_i) & \text{if } b_i > \beta_3(b_j, p_j), \\ (1, \bar{p}) & \text{otherwise.} \end{cases} \quad (42)$$

We define $\beta_3(b_j, \bar{p}) = \infty$ for all b_j and $\beta_3(0, p) = 0$ for all $p \leq \bar{p}$. In conjunction with the earlier construction steps of g^* , this implies that i always consumes jointly with types $\theta_j > z$ without paying the exclusivity bid, and i always pays the bid and consumes alone if $\theta_j \leq y$. To ensure that i pays the exclusivity bid (and consumes alone) in the correct instances when $\theta_j \in (y, z]$, we define $\beta_3(b_j, \bar{p}) = b^{z,1}(\underline{e}^{-1}(b^{y,z})^{-1}(b_j))$ such that, as desired,

$$b_i = b^{z,1}(\theta_i) > b^{z,1}(\underline{e}^{-1}(b^{y,z})^{-1}(b^{y,z}(\theta_j))) \iff \underline{e}(\theta_i) > \theta_j.$$

By construction, the interim expected payoff and allocation of all types given σ^* in this game is the same as in the optimal mechanism. The reason that σ^* is a Bayesian Nash equilibrium is analogous to the last paragraph in the previous example after we make deviations outside of the range of σ^* unprofitable in a similar fashion.

References

- Akbarpour, M., Budish, E., Dworczak, P., Kominers, S.D., 2024. An economic framework for vaccine prioritization. *The Quarterly Journal of Economics* 139, 359–417.
- Belleflamme, P., Omrani, N., Peitz, M., 2015. The economics of crowdfunding platforms. *Information Economics and Policy* 33, 11–28.
- Bierbrauer, F.J., 2011. Incomplete contracts and excludable public goods. *Journal of Public Economics* 95, 553–569.
- Birulin, O., 2006. Public goods with congestion. *Journal of Economic Theory* 129, 289–299.
- Buchanan, J.M., 1965. An economic theory of clubs. *Economica* 32, 1–14.
- Cornelli, F., 1996. Optimal selling procedures with fixed costs. *Journal of Economic Theory* 71, 1–30.
- Csorba, G., 2008. Screening contracts in the presence of positive network effects. *International Journal of Industrial Organization* 26, 213–226.
- Deb, R., Razzolini, L., 1999. Auction-like mechanisms for pricing excludable public goods. *Journal of Economic Theory* 88, 340–368.
- Dworczak, P., Reuter, M., Kominers, S.D., Lee, C., 2024. Optimal membership design. Available at SSRN .
- Ellman, M., Hurkens, S., 2019. Optimal crowdfunding design. *Journal of Economic Theory* 184, 104939.
- Güth, W., Hellwig, M., 1986. The private supply of a public good. *Journal of Economics* 46, 121–159.
- Halac, M., Lipnowski, E., Rappoport, D., 2024. Pricing for coordination .

- Hellwig, M.F., 2003. Public-good provision with many participants. *The Review of Economic Studies* 70, 589–614.
- Hellwig, M.F., 2005. A utilitarian approach to the provision and pricing of excludable public goods. *Journal of public Economics* 89, 1981–2003.
- Hellwig, M.F., 2007. The provision and pricing of excludable public goods: Ramsey–boiteux pricing versus bundling. *Journal of Public Economics* 91, 511–540.
- Imas, A., Madarász, K., 2021. Dominance-seeking and the economics of exclusion .
- Jarman, F., Meisner, V., 2017. Deterministic mechanisms, the revelation principle, and ex-post constraints. *Economics Letters* 161, 96–98.
- Jehiel, P., Moldovanu, B., Stacchetti, E., 1996. How (not) to sell nuclear weapons. *The American Economic Review* , 814–829.
- Kang, Z.Y., 2020. Optimal indirect regulation of externalities. Available at SSRN 3586050 .
- Milgrom, P., Segal, I., 2002. Envelope theorems for arbitrary choice sets. *Econometrica* 70, 583–601.
- Moulin, H., 1994. Serial cost-sharing of excludable public goods. *The Review of Economic Studies* 61, 305–325.
- Moulin, H., Shenker, S., 1992. Serial cost sharing. *Econometrica: Journal of the Econometric Society* , 1009–1037.
- Myerson, R.B., 1981. Optimal auction design. *Mathematics of operations research* 6, 58–73.
- Norman, P., 2004. Efficient mechanisms for public goods with use exclusions. *The Review of Economic Studies* 71, 1163–1188.
- Ostrizek, F., Sartori, E., 2023. Screening while controlling an externality. *Games and Economic Behavior* 139, 26–55.
- Pai, M., Strack, P., 2022. Taxing externalities without hurting the poor. Available at SSRN 4180522 .
- Schmitz, P.W., 1997. Monopolistic provision of excludable public goods under private information. *Public Finance* 52, 89–101.
- Segal, I., 1999. Contracting with externalities. *The Quarterly Journal of Economics* 114, 337–388.
- Strausz, R., 2017. A theory of crowdfunding: A mechanism design approach with demand uncertainty and moral hazard. *American Economic Review* 107, 1430–76.