

On the parameterized complexity of computing good edge-labelings

Davi de Andrade ✉ 


Departamento de Ciências da Computação, Universidade Federal do Ceará, Fortaleza, Brazil

Júlio Araújo ✉ 

Departamento de Matemática, Universidade Federal do Ceará, Fortaleza, Brazil

Laure Morelle ✉ 

LIRMM, CNRS, Université de Montpellier, Montpellier, France

Ignasi Sau ✉ 

LIRMM, CNRS, Université de Montpellier, Montpellier, France

Ana Silva ✉ 

Departamento de Matemática, Universidade Federal do Ceará, Fortaleza, Brazil, and Università degli Studi di Firenze, Italy

Abstract

A *good edge-labeling* (**gel** for short) of a graph G is a function $\lambda : E(G) \rightarrow \mathbb{R}$ such that, for any ordered pair of vertices (x, y) of G , there do not exist two distinct increasing paths from x to y , where “increasing” means that the sequence of labels is non-decreasing. This notion was introduced by Bermond et al. [Theor. Comput. Sci. 2013] motivated by practical applications arising from routing and wavelength assignment problems in optical networks. Prompted by the lack of algorithmic results about the problem of deciding whether an input graph admits a **gel**, called GEL, we initiate its study from the viewpoint of parameterized complexity. We first introduce the natural version of GEL where one wants to use at most c distinct labels, which we call c -GEL, and we prove that it is NP-complete for every $c \geq 2$ on very restricted instances.

We then provide several positive results, starting with simple polynomial kernels for GEL and c -GEL parameterized by neighborhood diversity or vertex cover. As one of our main technical contributions, we present an FPT algorithm for GEL parameterized by the size of a modulator to a forest of stars, based on a novel approach via a 2-SAT formulation which we believe to be of independent interest. We also present FPT algorithms based on dynamic programming for c -GEL parameterized by treewidth and c , and for GEL parameterized by treewidth and the maximum degree. Finally, we answer positively a question of Bermond et al. [Theor. Comput. Sci. 2013] by proving the NP-completeness of a problem strongly related to GEL, namely that of deciding whether an input graph admits a so-called UPP-orientation.

2012 ACM Subject Classification Theory of computation \rightarrow Parameterized complexity and exact algorithms

Keywords and phrases Good edge-labelings, parameterized complexity, structural parameters, treewidth, polynomial kernel.

Funding *Júlio Araújo*: CNPq (Brazil) projects 313153/2021-3 and 404613/2023-3, and Inria Associated Team CANOE (Brazil-France).

Ignasi Sau: ANR French project ELIT (ANR-20-CE48-0008-01).

Ana Silva: CNPq (Brazil) 303803/2020-7 and 404479/2023-5, COFECUB (Brazil-France) 88887.712023/2022-00, FUNCAP (Brazil) MLC-0191-00056.01.00/22, and MUR (Italy) PRIN 2022ME9Z78-NextGRAAL and PRIN PNRR P2022N2PJA-DLT-FRUIT.

1 Introduction

An *edge-labeling* of a graph G is a function $\lambda : E(G) \rightarrow \mathbb{R}$. Given a graph G and an edge-labeling λ of G , following the notation presented in [1], we say that a path in G is *increasing* if the sequence of edge labels in the path is non-decreasing. An edge-labeling is *good* if, for any ordered pair of vertices (x, y) of G , there do not exist two distinct increasing paths from x to y . In this work, we abbreviate “good edge-labeling” as *gel*. If G has a *gel*, we say that G is *good*, otherwise it is *bad*.

This notion has been introduced by Bermond et al. [3], motivated by the well-known ROUTING AND WAVELENGTH ASSIGNMENT problem in optical networks, but their contributions could also be applied to other contexts such as parallel computing, as discussed in [3]. More precisely, they were interested in the case of acyclic directed networks, thus modeled by a directed acyclic graph (DAG for short) D . A family of requests that require a wavelength to be sent is then represented by a family \mathcal{P} of directed paths in D . Two paths in \mathcal{P} (i.e., requests) sharing an arc must be assigned distinct colors (i.e., wavelengths). They denoted by $\omega(D, \mathcal{P})$ the minimum number of colors needed to color \mathcal{P} under such constraint, and by $\pi(D, \mathcal{P})$ as the maximum *load* of an arc of D , meaning the maximum number of paths of \mathcal{P} sharing the same arc of D . A directed graph D (also called digraph) satisfies the *Unique Path Property* (UPP) if for any two vertices $u, v \in V(D)$ there is at most one directed (u, v) -path in D (note that a (v, u) -path is also allowed); in such case, it is called a UPP-digraph or a UPP-DAG if it is additionally acyclic. Bermond et al. [3] used the notion of *gel* and the well-known result by Erdős about the existence of graphs with arbitrarily large girth and chromatic number to prove that there exists a UPP-DAG D and a family of dipaths \mathcal{P} with load $\pi(D, \mathcal{P}) = 2$ and arbitrarily large $\omega(D, \mathcal{P})$.

It is easy to see that K_3 and $K_{2,3}$ are bad. Indeed, for any edge-labeling λ of K_3 , any edge $uv \in E(K_3)$ is an increasing (u, v) -path and also an increasing (v, u) -path; and any (u, v) -path of length two is either an increasing (u, v) -path or an increasing (v, u) -path (possibly both, if the labels are equal). A similar argument applies to $K_{2,3}$, since it can be seen as three paths of length two linking two vertices. Bermond et al. [3] asked whether any graph not containing K_3 or $K_{2,3}$ as a subgraph is good. Araújo et al. [1] answered this question negatively, by constructing an infinite family of incomparable bad graphs, with respect to the subgraph relation, none of them containing K_3 or $K_{2,3}$ as a subgraph. Figure 1 shows an example of a bad graph not containing K_3 or $K_{2,3}$.

In this article we are interested in the following problem:

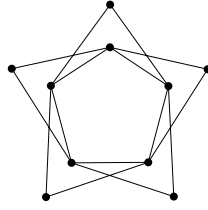
GOOD EDGE-LABELING (GEL for short)

Input: A graph G .

Question: Does G admit a *gel*?

Araújo et al. [1] proved that GEL is NP-complete even if the input graph is bipartite, and showed some particular classes of good and bad graphs. It is worth mentioning that most of the classes of good graphs presented by Araújo et al. [1] relied on the existence of matching cuts (see Section 2 for the definition) in these families, as minimally (with respect to the subgraph relation) bad graphs cannot have such edge cuts (see Lemma 2.8).

Extremal combinatorial properties related to the notion of good edge-labeling have recently attracted some interest. Namely, Mehrabian [34] proved that a good graph G on n vertices such that its maximum degree is within a constant factor of its average degree has at most $n^{1+o(1)}$ edges. From this, Mehrabian deduced that there are bad graphs with arbitrarily large girth. The author also proved that for any Δ , there is a g such that any graph with



■ **Figure 1** A bad graph: for any edge-labeling, in the central 5-cycle there are three adjacent edges uv, vw, wx forming an increasing path P_1 . But then, there are two other internally-disjoint (u, x) -paths P_2 and P_3 of length two. Given that a 2-path is either increasing or decreasing, two of P_1, P_2, P_3 are either increasing or decreasing paths.

maximum degree at most Δ and girth at least g is good. Mehrabian et al. [35] proved that any good graph on n vertices has at most $n \log_2(n)/2$ edges and that this bound is tight for infinitely many values of n , improving previous results. There is also an unpublished work online by Bode et al. [4] studying some related questions.

Our contribution and overview of techniques. All previous articles dealing with the GEL problem [1, 3, 4, 35] just focused on deciding whether an input graph is good, regardless of the number of distinct labels used by a gel. In fact, it was commonly assumed in previous work that any gel is injective, that is, that there are no two edges with the same label (see Observation 2.1). In this article we introduce the natural variant of the GEL problem in which one wants to use few distinct labels in a gel. Formally, for a non-negative integer c , we say that an edge-labeling λ of a graph G is a c -edge-labeling if the function λ takes at most c distinct values. A good c -edge-labeling is abbreviated as c -gel. A graph admitting a c -gel is called c -good, otherwise it is called c -bad. The corresponding decision problem is defined as follows, for a fixed non-negative integer c .

GOOD c -EDGE-LABELING (c -GEL for short)

Input: A graph G .

Question: Does G admit a c -gel?

Bounding the number of labels is also of interest in the case of temporal graphs, as this concept is known as the *lifetime* of the corresponding temporal graph [22, 26].

In this paper, we study both the GEL and c -GEL problems from the parameterized complexity point of view. While it was already known that GEL is in NP [1, Theorem 5], it is not clear that the same holds for c -GEL for every $c \geq 2$ (note that the case $c = 1$ is trivial, as it amounts to testing whether the input graph is acyclic). We prove that it is indeed the case (cf. Theorem 3.1) by generalizing the proof of [1, Theorem 5]. We then prove the NP-hardness of c -GEL for every $c \geq 2$ for very restricted inputs. Namely, by a reduction from NAE 3-SAT, we first prove the NP-hardness of 2-GEL for bipartite input graphs of bounded degree that are known to admit a 3-gel (cf. Theorem 3.3). Then we present a reduction from 2-GEL to c -GEL for any $c \geq 2$, proving its NP-hardness for input graphs of bounded degree that are known to admit a $(c + 1)$ -gel (cf. Theorem 3.11).

The above hardness results provide motivation to consider parameterizations of GEL and c -GEL in order to obtain positive results, and we do so by considering several structural parameters. We first identify two parameters that easily yield polynomial kernels by just applying simple reduction rules. Specifically, we provide a linear kernel for neighborhood diversity (cf. Lemma 4.1) and a quadratic kernel for vertex cover (cf. Lemma 4.2). Considering

stronger parameters seems to be really challenging. For instance, we still do not know whether GEL is FPT parameterized by feedback vertex set or by treewidth.

To narrow this gap, we do manage to prove that GEL is FPT parameterized by the size of a modulator to a forest of stars (cf. Theorem 5.1). Note that this parameter, which we call *sfm* (for *star-forest modulator*), is sandwiched between vertex cover and feedback vertex set (cf. Equation 2) and has recently gained popularity within the parameterized complexity community [5, 12, 21]. While the parameter *sfm* is somehow esoteric, we think that the techniques that we use to prove Theorem 5.1 constitute one of our main contributions (spanning more than 12 pages), and are a proof of concept that we hope will trigger further positive results for the GEL and *c*-GEL problems. In a nutshell, the algorithm starts by applying exhaustively the same simple reduction rules as for the above kernels. Then, all the stars in $G \setminus X$, where X is the star-forest modulator of size at most k , are what we call *well-behaved*, which allows us to classify them into three different types. Two of these types of stars are easy to deal with, and it turns out that the third type, namely those where the center of the star and all leaves have exactly one neighbor in X , are much harder to handle. To do so, we reformulate the problem in terms of *labeling relations* (cf. Lemma 5.5), in particular restricting ourselves to *standard* ones (cf. Lemma 5.7). Intuitively, a labeling relation captures the order relation of the labels associated with every pair of edges, which allows us to guess it in time FPT when restricted to a set of edges of size bounded by a function of k . After doing so, we show that each of the resulting subproblems is equivalent to the satisfiability of an appropriately constructed 2-SAT formula, which can be decided in polynomial time [30]; see Algorithm 1.

We next move to treewidth, denoted by *tw*. Since we still do not know whether GEL is FPT by treewidth, we consider additional parameters. The first natural one is c , the number of distinct labels. It is easy to see that *c*-GEL can be formulated in monadic second-order logic (MSOL), where the size of the formula depends on c , hence by Courcelle's theorem [9] it is FPT parameterized by $\text{tw} + c$. In order to obtain a reasonable dependence on *tw* and c , we present an explicit dynamic programming algorithm running in time $c^{\mathcal{O}(\text{tw}^2)} \cdot n$ on n -vertex graphs (cf. Theorem 6.1). The main idea of the algorithm is to store in the tables, for every pair of vertices in a bag (hence the term tw^2 in the exponent of the running time), the existence of a few different types of paths that we prove to be enough for solving the problem. An important ingredient of the algorithm is the definition of a *partial order* on these paths, which allows us to store only the existence of paths that are *minimal* with respect to that order (cf. Observation 6.2).

We also consider the maximum degree Δ of the input graph as an additional parameter on top of *tw*. Note that $\text{tw} + c$ and $\text{tw} + \Delta$ are a priori incomparable parameterizations. We show that GEL can be solved in time $2^{\mathcal{O}(\text{tw}\Delta^2 + \text{tw}^2 \log \Delta)} \cdot n$ on n -vertex graphs (cf. Theorem 6.10). In fact, this algorithm can find, within the same running time, either a gel that minimizes the number of labels, or a report that the input graph is bad. The corresponding dynamic programming algorithm is similar to the one discussed above for $\text{tw} + c$, but we need new ingredients to cope with the fact that the number of required labels may be unbounded. In particular, we use a partial orientation of the line graph of the input graph, which is reminiscent in spirit of the notion of labeling relation used in the proof of Theorem 5.1.

We would like to observe that our results constitute the first “non-trivial” positive algorithmic results for GEL and *c*-GEL, in the sense that the only positive existing so far for GEL by Araújo et al. [1] consisted in proving that, if a graph belongs to some particular graph class (such as planar graphs with high girth), then it is always good.

Finally, we answer positively a question raised by Bermond et al. [3] by proving that

deciding whether an input graph can be oriented to obtain a UPP-digraph is NP-hard (cf. Theorem A.1), as they believed¹. The proof consists again of a reduction from NAE 3-SAT.

Further research. Our work is a first systematic study of the (parameterized) complexity of the GEL and c -GEL problems, and leaves a number of interesting open questions. As mentioned above, we do not know whether GEL is FPT parameterized by feedback vertex set or by treewidth (when the number of labels c is *not* considered as a parameter). In fact, we do not even know whether they are in XP. In view of Theorem 6.1, a positive answer to the following question would yield an FPT algorithm for treewidth.

► **Question 1.** *Does there exist a function $f : \mathbb{N} \rightarrow \mathbb{N}$ such that, for any graph G , if G is good then G is $f(\text{tw})$ -good, where tw is the treewidth of G ?*

A question related to Question 1 is the following one, that if answered positively, would again yield an FPT algorithm for treewidth by Theorem 6.10.

► **Question 2.** *Does there exist a function $f : \mathbb{N} \rightarrow \mathbb{N}$ such that, for any graph G , if G is good then G is $f(\Delta)$ -good, where Δ is the maximum degree of G ?*

We think that the answer to Question 2 is positive even for f being the identity function.

In view of our FPT algorithm parameterized by sfm (Theorem 5.1), it seems natural to consider the size of a modulator X to graphs other than stars. If the components of $G \setminus X$ are paths with at most three vertices, it is easy to see that the reduction rules presented in this paper are enough to provide a polynomial kernel (in particular, the problem is FPT). But if we increase the size of the paths to four, the problem seems to become much more complicated. Thus, a first natural concrete problem to play with is the following.

► **Question 3.** *Are the GEL or c -GEL problems FPT parameterized by the size of a modulator to paths with at most four vertices?*

Note that a positive answer to Question 1 (resp. Question 2) would imply a positive answer to Question 3 by Theorem 6.1 (resp. Theorem 6.10). If a positive answer to Question 3 is found, it would make sense to consider as the parameter the *vertex integrity* of the input graph [23, 32]. It is worth mentioning that the FPT algorithm of Theorem 5.1 is for the GEL problem, but we do not know whether it can be generalized to c -GEL. We do not know either whether GEL admits a polynomial kernel parameterized by sfm . It is easy to see that a trivial AND-composition (see [10]) shows that GEL is unlikely to admit polynomial kernels parameterized by $\text{tw} + c$ or by $\text{tw} + \Delta$.

Relation to temporal graphs. The notion of increasing paths has also been of great interest to the community studying temporal graphs (see e.g. [25] and the survey [37]). For this type of graphs, an edge-labeling of the edges is given, representing their availability in time. It thus makes sense to consider only non-decreasing paths, also called *temporal paths*. There is an active recent line of research addressing classical graph theory problems in the context of temporal graphs [6, 8, 22, 24, 33]. Another approach that has attracted interest in the

¹ Very recently, Dohnalová et al. [16] independently proved the NP-hardness of a related problem, namely deciding whether a graph admits a so-called *KT orientation*, defined as an orientation such that there is at most one directed path (in any direction) between any pair of vertices. Note that both problems are different, as in a UPP-orientation we allow one path *in each direction*. In particular, digraphs with a KT orientation are acyclic, while it is not always the case of UPP-orientations (such as the directed cycle of length three).

past years is that of temporal graph *design*, where one wants to produce a temporal graph satisfying certain constraints, usually related to temporal connectivity [7, 26, 36] or to the existence of a so-called temporal cycle [13]. In this sense, the GEL problem can also be seen as temporal graph design problem, where one wants to obtain a *temporization* of at most one time per edge such that each pair of vertices is linked by at most one temporal path. Hence, our results may find applications in the setting of temporal graphs.

In the temporal framework, usually *strict* journeys are used, that is, it is required that the time strictly increases along a temporal path [7, 26, 36]. Note that, in the context of GEL and c -GEL, both problems become trivial as all graphs would be 1-good: just assign the same label to all edges, and then clearly there is at most one strictly increasing path between any pair of vertices (namely, there is one path if and only if they are adjacent).

Another typical constraint in temporal graphs is to require that the time slots define a *proper* edge coloring of the underlying graph [25, 37]. In case we would define a variation of the GEL problem in which the edges incident to each vertex must have distinct labels, the positive and negative results for the GEL problem directly transfer to this variant, since we can assume that all labels are distinct (cf. Observation 2.1). However, in the case of c -GEL, the situation changes. Our hardness results for c -GEL may be adapted to this variant, possibly by introducing an extra constant number of labels to satisfy the new constraint.

Also, making a bridge with temporal connectivity, it would make sense to ask that there exists *exactly one* non-decreasing path between any pair of vertices. Note that this would result in a different problem (since in the GEL problem we ask that *at most one* such a path exists), which may be worth studying.

Organization. In Section 2 we present basic definitions and preliminary results that we use throughout this work. In Section 3 we prove that the c -GEL problem is NP-complete for every $c \geq 2$. In Section 4 we present simple reduction rules and kernels for GEL and c -GEL, and in Section 5 we present the FPT algorithm for GEL parameterized by sfm . Our dynamic programming algorithms for $\text{tw} + c$ and $\text{tw} + \Delta$ are described in Section 6. Finally, the NP-completeness of finding a UPP-orientation can be found in Appendix A.

2 Definitions and preliminary results

We start with some basic definitions that will be used throughout the paper.

Graphs. We use standard graph-theoretic notation, and we refer the reader to [15] for any undefined terms. All graphs we consider are finite and undirected, except in Appendix A where we consider digraphs. A graph G has vertex set $V(G)$ and edge set $E(G)$. An edge between two vertices u, v is denoted by uv . For a graph G and a vertex set $S \subseteq V(G)$, the graph $G[S]$ has vertex set S and edge set $\{uv \mid u, v \in S \text{ and } uv \in E(G)\}$. We use the shorthand $G \setminus S$ to denote $G[V(G) \setminus S]$. For a single vertex $v \in V(G)$, we use $G \setminus v$ as a shorthand for $G \setminus \{v\}$. Similarly, for a set of edges $F \subseteq E(G)$ we denote by $G \setminus F$ the graph on vertex set $V(G)$ with edge set $E(G) \setminus F$. For two sets of vertices $S_1, S_2 \subseteq V(G)$, we denote by $E(S_1, S_2)$ the subset of $E(G)$ containing all edges with one endpoint in S_1 and the other one in S_2 . A cycle on three vertices is called a *triangle*. For two positive integers i, j with $i \leq j$, we denote by $[i, j]$ the set of all integers ℓ such that $i \leq \ell \leq j$, and by $[i]$ the set $[1, i]$. Given $v \in V(G)$, we denote $N_G(v) = \{u \mid uv \in E(G)\}$, $d_G(v) = |N_G(v)|$ and, given $X \subseteq V(G)$, we denote $N_G(X) = \bigcup_{v \in X} N_G(v) \setminus X$. Given $X, Y \subseteq V(G)$, we denote by $N_G^Y(X) = N_G(X) \cap Y$. We may omit the subscript G when it is clear from the

context. A path from a vertex u to a vertex v is called a (u, v) -*path*. Note that, when dealing with edge-labelings, a pair of consecutive labels in a path is increasing, decreasing, or equal depending on the direction in which the path is traversed. A subset $S \subseteq V(G)$ is a *clique* (resp. *independent set*) if all its vertices are pairwise adjacent (resp. pairwise non-adjacent) in G . A graph G is *complete* if $V(G)$ is itself a clique. The complete graph (resp. cycle) on p vertices is denoted by K_p (resp. C_p). A bipartite graph on parts A, B is said to be *complete bipartite* if its edge set is equal to all edges between A and B . The complete bipartite graph with parts of sizes p and q is denoted by $K_{p,q}$.

A *cut-vertex* in a connected graph G is a vertex $v \in V(G)$ such that $G \setminus v$ is disconnected. A *separation* of a graph G is a pair (A, B) such that $A, B \subseteq V(G)$, $A \cup B = V(G)$, and there are no edges in G between the sets $A \setminus B$ and $B \setminus A$. The *order* of a separation (A, B) is defined as $|A \cap B|$. A *matching* in a graph G is a set of pairwise disjoint edges. An *edge cut* in a graph G is the set of edges between a set $S \subseteq V(G)$ and its complement \bar{S} , assuming that there is at least one such edge, and it is denoted $[S, \bar{S}]$. An edge set $F \subseteq E(G)$ is a *matching cut* if it is both a matching and an edge cut.

Parameterized complexity. A *parameterized problem* is a language $L \subseteq \Sigma^* \times \mathbb{N}$, for some finite alphabet Σ . For an instance $(x, k) \in \Sigma^* \times \mathbb{N}$, the value k is called the *parameter*. For a computable function $g: \mathbb{N} \rightarrow \mathbb{N}$, a *kernelization algorithm* (or simply a *kernel*) for a parameterized problem L of *size* g is an algorithm A that given any instance (x, k) of L , runs in polynomial time and returns an instance (x', k') such that $(x, k) \in L \Leftrightarrow (x', k') \in L$ with $|x'|, k' \leq g(k)$. The function $g(k)$ is called the *size* of the kernel, and a kernel is *polynomial* (resp. *linear*, *quadratic*) if $g(k)$ is a polynomial (resp. linear, quadratic) function. Consult [10, 17–19, 38] for background on parameterized complexity.

Graph parameters. We proceed to define the graph parameters that will be considered in the polynomial kernels presented in Section 4 and in the FPT algorithms presented in Section 5 and Section 6. A vertex set S of a graph G is a *vertex cover* (resp. *feedback vertex set*, *star-forest modulator*) if $G \setminus S$ is an edgeless graph (resp. forest, forest of stars). For a graph G , we denote by $\text{vc}(G)$ (resp. $\text{fvs}(G)$, $\text{sfm}(G)$) the minimum size of a vertex cover (resp. feedback vertex set, star-forest modulator) of G . Clearly, for any graph G it holds that $\text{fvs}(G) \leq \text{sfm}(G) \leq \text{vc}(G)$.

Two vertices u, v of a graph G have the same *type* if $N(u) \setminus \{v\} = N(v) \setminus \{u\}$. Two vertices with the same type are *true twins* (resp. *false twins*) if they are adjacent (resp. non-adjacent). The *neighborhood diversity* of a graph G , denoted by $\text{nd}(G)$, as defined by Lampis [31], is the minimum integer w such that $V(G)$ can be partitioned into w sets such that all the vertices in each set have the same type. Note that the property of having the same type is an equivalence relation, and that all the vertices in a given type are either true or false twins, hence defining either a clique or an independent set. It is worth mentioning that, as proved by Lampis [31], the parameter $\text{nd}(G)$ can be computed in polynomial time. If a graph G has a vertex cover S of size k , $V(G)$ can be easily partitioned into at most $2^k + k$ equivalence classes of types, thus implying that, for any graph G ,

$$\text{nd}(G) \leq 2^{\text{vc}(G)} + \text{vc}(G). \quad (1)$$

A *tree decomposition* of a graph G is a pair $(T, \{B_t \mid t \in V(T)\})$, where T is a tree and each set B_t , called a *bag*, is a subset of $V(G)$, satisfying the following properties:

1. $\bigcup_{t \in V(T)} B_t = V(G)$,

2. for every edge $uv \in E(G)$, there exists a bag B_t with $u, v \in B_t$, and
3. for every vertex $v \in V(G)$, the set $\{t \in V(T) \mid v \in B_t\}$ induces a connected subgraph of T .

The *width* of a tree decomposition $(T, \{B_t \mid t \in V(T)\})$ is defined as $\max_{t \in V(T)} |B_t| - 1$, and the *treewidth* of a graph G , denoted by $\text{tw}(G)$, is the minimum width of a tree decomposition of G . Since any forest has treewidth at most one, for any graph G it holds that $\text{tw}(G) \leq \text{fvs}(G) + 1$.

A *nice tree decomposition* of a graph G is a tree decomposition of G with one special bag B_r called the *root* that defines an ancestor/descendant relation in T , and in which each other bag is of one of the following types:

- *Leaf bag*: a leaf x of T with $B_x = \emptyset$.
- *Introduce bag*: an internal vertex x of T with exactly one child y such that $B_x = B_y \cup \{v\}$ for some $v \notin B_y$.
- *Forget bag*: an internal vertex x of T with exactly one child y such that $B_x = B_y \setminus \{v\}$ for some $v \in B_y$.
- *Join bag*: an internal vertex x of T with exactly two children y_1 and y_2 such that $B_x = B_{y_1} \cup B_{y_2}$.

Additionally, we can, and will, assume that $B_r = \emptyset$. We can easily do so by forgetting one by one each vertex of the root.

Given $x \in V(T)$, we denote by T_x the maximal subtree of T rooted at x , and we set $V_x := \{v \in V(G) \mid \exists y \in V(T_x), v \in B_y \setminus B_x\}$ and $G_x := G[V_x]$. Let us stress that G_x does not contain the vertices of B_x here, contrary to commonly used notations.

As discussed in [27], any given tree decomposition of a graph G can be transformed in polynomial time into a *nice* tree decomposition of G with the same width. Hence, we will assume in Section 6 that we are given a nice tree decomposition of the input graph G . We refer the reader to the recent results of Korhonen [28] for approximating optimal tree decompositions in FPT time.

Summarizing the above discussion, for any graph G it holds that

$$\text{tw}(G) - 1 \leq \text{fvs}(G) \leq \text{sfm}(G) \leq \text{vc}(G), \quad (2)$$

while nd , which satisfies $\text{nd}(G) \leq 2^{\text{vc}(G)} + \text{vc}(G)$ (cf. Equation 1), is easily seen to be incomparable to any of tw , fvs , or sfm (cf. for instance [20]).

We now state several observations and preliminary results that will be used in the next sections. The following observations follow easily from the definitions of *gel* and *c-gel*.

► **Observation 2.1** (Araújo et al. [1]). *A graph G admits a gel if and only if it admits an injective gel, that is, a good edge-labeling $\lambda : E(G) \rightarrow \mathbb{R}$ such that for any two distinct edges $e, f \in E(G)$, $\lambda(e) \neq \lambda(f)$.*

► **Observation 2.2.** *If a graph G admits a gel using at most c distinct labels, then it admits a gel λ such that $\lambda : E(G) \rightarrow [c]$.*

► **Observation 2.3.** *A graph G admits a gel (resp. c-gel) if and only if every connected component of G admits a gel (resp. c-gel).*

► **Observation 2.4.** *If a graph G admits a gel (resp. c-gel), then any subgraph of G also admits a gel (resp. c-gel).*

► **Observation 2.5.** *An edge-labeling of C_4 with values in $\{1, 2\}$ is good if and only if its edges take alternatively values one and two in a cyclic order.*

The next two results come from [1, Lemma 7] and [1, Lemma 10], respectively. They were written for gels instead of c -gels, but the statements below follow from the same proofs.

► **Lemma 2.6** (Araújo et al. [1]). *Let G be a graph, v be a cut-vertex in G , C_1, \dots, C_p the vertex sets of the connected components of $G \setminus v$, and $G_i = G[C_i \cup \{v\}]$ for $i \in [p]$. Then, for any non-negative integer c , G admits a c -gel if and only if every G_i admits a c -gel for $i \in [p]$.*

► **Lemma 2.7** (Araújo et al. [1]). *Let $c \in \mathbb{N}$, G be a graph, λ be a c -edge-labeling of G , and (A, B) be a separation of G of order two such that $G[A \cap B]$ is an edge. If λ restricted to $G[A]$ and λ restricted to $G[B]$ are c -gels, then λ is a c -gel of G . Moreover, if both $G[A]$ and $G[B]$ are good, then G is also good.*

The following result comes from [1, Lemma 11]. Again, it was proved for gels, but taking into account Observation 2.2 and the fact that, in the proof of [1, Lemma 11], a new large label is given to the edges of the matching cut while preserving the labels of both sides of the cut, the following holds.

► **Lemma 2.8** (Araújo et al. [1]). *Let $c \in \mathbb{N}$. Let G be a graph and $[S, \bar{S}]$ be a matching cut in G . If both $G[S]$ and $G[\bar{S}]$ admit a c -gel, for some non-negative integer c , then G admits a $(c + 1)$ -gel.*

Lemma 2.8 motivates the following reduction rule.

► **Rule 2.1.** *If a graph G contains a matching cut $[S, \bar{S}]$, delete all edges between S and \bar{S} .*

The safeness of Rule 2.1 for the sake of admitting a gel is justified by Lemma 2.8: G admits a gel if and only if both $G[S]$ and $G[\bar{S}]$ admit a gel.

We now state a useful equivalence for verifying that an edge-labeling is good. Let G be a graph and λ be an edge-labeling of G . Let C be an elementary cycle of G . A *local minimum* (resp. *local maximum*) of C , with respect to λ , is a subpath P of C consisting of edges with the same label, such that the edges in $E(C) \setminus E(P)$ incident to the endpoints of P have labels strictly larger (resp. smaller) than that of P .

► **Observation 2.9** (Bode et al. [4]). *An edge-labeling of a graph G is good if and only if every elementary cycle of G admits at least two local minima, or at least two local maxima.*

3 NP-completeness of c -GEL for every $c \geq 2$

In this section we prove that the c -GEL problem is NP-complete for every $c \geq 2$. To do so, we first prove in Subsection 3.1 that c -GEL is in NP for every $c \geq 2$. We then prove in Subsection 3.2 the NP-hardness of 2-GEL, and we use it in Subsection 3.3 to prove the NP-hardness of c -GEL for every $c \geq 2$.

3.1 The c -GEL problem is in NP for every $c \geq 2$

In [1, Theorem 5], the authors prove that deciding whether an *injective* edge-labeling is good is polynomial-time solvable. (It is worth mentioning that this result can also be easily deduced from much earlier work in the context of temporal graphs [2].) By Observation 2.1, this is enough to prove that GEL is in NP. However, to prove that c -GEL is in NP for

some fixed c , we need to prove that deciding whether *any* given edge-labeling with at most c distinct values is good is polynomial-time solvable. This is what we prove in the following result by generalizing the proof of [1, Theorem 5] to the not-necessarily injective case.

► **Theorem 3.1.** *Given a graph G and an edge-labeling λ of G , there is an algorithm deciding whether λ is good in polynomial time.*

Proof. For each vertex $v \in V(G)$ we will check whether there are two increasing paths in G beginning in v and ending in the same vertex u . If we find such a pair of increasing paths, we conclude that λ is a bad edge-labeling. Otherwise, if we find no such a pair for each $v \in V(G)$, we conclude that λ is a good edge-labeling. Let $c \leq |E(m)|$ be the number of labels of λ . By Observation 2.2, we may assume that $\lambda : E(G) \rightarrow [c]$.

For each $i \in [c]$, let $G_{i,1}, \dots, G_{i,r_i}$ be the maximal connected subgraphs of G whose edges are all labeled i . Note that if $G_{i,j}$ contains a cycle, then we can immediately conclude that λ is a bad edge-labeling. Hence, we can assume that $G_{i,j}$ is a tree for $j \in [r_i]$.

Let $v \in V(G)$. Let $V' = \{v\}$ and $E' = \emptyset$. Let $G' = (V', E')$. Note that G' is trivially a tree. For $i \in [c]$ in increasing order, we do the following, while maintaining the property that G' is a tree.

For $j \in [r_i]$, if $G_{i,j}$ contains exactly one vertex of V' , then we add $V(G_{i,j})$ to V' and $E(G_{i,j})$ to E' . Note that, given that $G_{i,j}$ is a tree, G' remains a tree.

If $G_{i,j}$ contains at least two distinct vertices x and y of V' , then we claim that λ is a bad edge-labeling. Indeed, let u be the least common ancestor of x and y in the tree G' rooted at v . Without loss of generality, we may assume that $u \neq x$. Let P be the path from u to x in G' , and let P' be the path going from u to y in G' and from y to x in $G_{i,j}$. P and P' are two disjoint increasing paths from u to x , hence proving the claim.

Note that after step i , all increasing paths of G beginning in v and finishing with an edge of label at most i are present in G' . Hence, after step c , if G' is a tree, then there are no two increasing paths beginning in v and finishing at the same vertex u .

Finally, it can be easily verified that the presented algorithm runs in time $\mathcal{O}(c \cdot |E(G)| \cdot |V(G)|)$, where c is the number of distinct labels used by λ . ◀

3.2 NP-hardness of 2-GEL

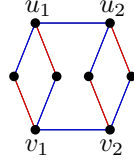
In this subsection we prove that 2-GEL is NP-hard. We do so by reducing from the NAE 3-SAT problem, that is, the variation of 3-SAT where each clause needs to be satisfied, but the assignments where all literals in a clause are all true or all false are forbidden. The NAE 3-SAT problem is known to be NP-complete even if each clause contains exactly three literals and each variable occurs exactly four times [11].

We hence need to find gadgets that will represent clauses and variables. We first define a gadget that will link variable gadgets to clause gadgets and propagate a label.

Propagation gadget. The *propagation gadget*, denoted by P , is the graph pictured in Figure 2. We call the *bones* of the propagation gadget the edges u_1u_2 and v_1v_2 .

► **Lemma 3.2.** *For any 2-gel λ of the propagation gadget P , the bones of P have the same label.*

Proof. Let u_1u_2 and v_1v_2 be the two bones of P such that there are two 2-paths from u_i to v_i for $i \in [2]$. By symmetry of the labels in a 2-gel, we can assume that $\lambda(u_1u_2) = 1$. For $i \in [2]$, given that there are two 2-paths from u_i to v_i , one of these two is strictly decreasing, and the other is strictly increasing (see Observation 2.5). Hence, there is a 2-path $u_iw_iv_i$



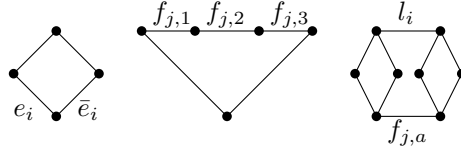
■ **Figure 2** The propagation gadget P along with a 2-gel: blue edges have label one and red edges have label two.

such that $\lambda(u_i w_i) = 1$ and $\lambda(w_i v_i) = 2$. If $\lambda(v_1 v_2) = 2$, then we would have two increasing paths from u_1 to v_1 : the path $u_1 w_1 v_1$ and the path $u_1 u_2 w_2 v_2 v_1$. This contradicts the fact that λ is a 2-gel. Therefore, $\lambda(v_1 v_2) = 1$. ◀

We can now prove that 2-GEL is NP-hard.

► **Theorem 3.3.** *The 2-GEL problem is NP-hard even on bipartite instances that admit a 3-gel and with maximum degree at most ten.*

Proof. We present a reduction from the restriction of the NAE 3-SAT problem where each clause contains exactly three literals and each variable occurs exactly four times, which is known to be NP-complete [11]. Let φ be a formula on variables $\{x_1, \dots, x_n\}$ and clauses $\{c_1, \dots, c_m\}$. We construct a graph G as follows: for each variable x_i , we create a 4-cycle X_i and distinguish two consecutive edges of X_i that we call e_i and \bar{e}_i (first picture of Figure 3). For each clause c_j , we create a 5-cycle C_j and distinguish three consecutive edges of C_j that we call $f_{j,1}, f_{j,2}$, and $f_{j,3}$ (second picture of Figure 3). For each $j \in [m]$, let $l_{j,1}, l_{j,2}$, and $l_{j,3}$ be the three literals in c_j . For $a \in [3]$, if $l_{j,a} = x_i$ (resp. $l_{j,a} = \bar{x}_i$), we add a propagation gadget $P_{i,j,a}$ with one bone identified with $l_i = e_i$ (resp. $l_i = \bar{e}_i$), and the other with $f_{j,a}$ (third picture of Figure 3). This completes the construction of G .



■ **Figure 3** Gadgets for the reduction to 2-GEL: from left to right, X_i , C_j , and $P_{i,j,a}$.

To get some intuition, note that the constructed graph G closely follows the “structure” of the incidence graph of the formula φ , with the vertices corresponding to variables and clauses being replaced by the gadgets X_i and C_j , respectively, and the edges connecting variables and clauses being replaced by propagation gadgets (hence, propagating the same label between the corresponding bones). Note also that, since each variable occurs exactly four times in φ , G has maximum degree ten, achieved at the vertices in the gadgets X_i incident with e_i and \bar{e}_i .

▷ **Claim 3.4.** If G admits a 2-gel, then φ has a NAE satisfying assignment.

Proof. Let $\lambda : E(G) \rightarrow [2]$ be a 2-gel of G . Then for each $i \in [n]$, if e_i has label one, then we assign ‘true’ to x_i , and if e_i has label two, then we assign ‘false’ to x_i . We claim that this corresponds to a NAE satisfying assignment of φ . By Observation 2.5, if e_i has label b for $b \in [2]$, then \bar{e}_i has label $3 - b$ since e_i and \bar{e}_i are consecutive edges of a C_4 (the gadget variable). Additionally, for $j \in [m]$ and $a \in [3]$, if $l_{j,a} = x_i$ (resp. $l_{j,a} = \bar{x}_i$), then there is a propagation gadget $P_{i,a,j}$ with one bone identified with e_i (resp. \bar{e}_i), and the other with $f_{j,a}$. Therefore, by Lemma 3.2, $f_{j,a}$ and e_i (resp. \bar{e}_i) have the same label.

Assume for a contradiction that this is not a NAE satisfying assignment of φ . Then there is a clause c_j whose literals are all assigned to either ‘true’ or ‘false’. Hence, $f_{j,1}$, $f_{j,2}$, and $f_{j,3}$ have the same label. But then there are two increasing paths in the C_5 gadget corresponding to c_j : one using edges $f_{j,1}$, $f_{j,2}$, and $f_{j,3}$, and the other using the two other edges. This contradicts the fact that λ is a gel. \blacktriangleleft

▷ **Claim 3.5.** If φ has a NAE satisfying assignment, then G admits a 2-gel.

Proof. For each $i \in [n]$, if x_i is assigned ‘true’ (resp. ‘false’), then we give label one (resp. two) to e_i . Then, by [Observation 2.5](#), there is only one way to label the C_4 containing e_i in a 2-gel. Moreover, by [Lemma 3.2](#), both bones of a propagation gadget must have the same label, and the rest of the propagation gadget are two C_4 that are labeled by alternating one and two in a cyclic ordering of the edges. Given that the literals of a clause c_j are not assigned all ‘true’ or all ‘false’, we deduce that for every $j \in [m]$, $f_{j,1}$, $f_{j,2}$, and $f_{j,3}$ do not have the same label. Hence, we can always assign to the two unlabeled edges neighboring $f_{j,1}$ and $f_{j,3}$ label one for one of them and label two for the other such that the labeling is a 2-gel of the clause gadget.

Let us show that this 2-labeling is a gel. Let A be the set of vertices of G that are part of a variable gadget, B be the set of vertices that are part of a clause gadget, and $S = V(G) \setminus (A \cup B)$. Hence, S is the set of vertices of propagation gadgets that are not endpoints of bones. By construction, $A \cap B = \emptyset$, $N_G(A) = N_G(B) = S$, and S is an independent set. Let C be a cycle of G . Observe that C intersects S an even number of times. If $V(C) \cap S = \emptyset$, then C is contained in either a variable or a clause gadget and thus has two local minima. If $|V(C) \cap S| \geq 4$, then given that every vertex in S is incident to two edges, one labeled one and the other labeled two, C immediately has two local minima. Finally, if $|V(C) \cap S| = 2$, then C intersects exactly one propagation gadget $P_{i,j,a}$ and thus the associated variable gadget X_i and clause gadget $C_{j,a}$. By construction of the labeling, both bones l_i and $f_{j,a}$ of the propagation gadget have same label b , and this label is also present in $X_i - l_i$ and in $C_{j,a} - f_{j,a}$. Additionally, there is an edge of C adjacent to s , and an edge adjacent to s' , both with label $3 - b$, where $V(C) \cap S = \{s, s'\}$. Therefore, no matter what is the path taken by C in the variable and in the clause gadgets, C has two local minima. Hence, the labeling is indeed good. \blacktriangleleft

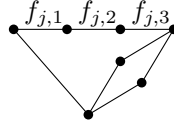
▷ **Claim 3.6.** G admits a 3-gel.

Proof. Let us define a first labeling with labels in $\{1, 3\}$, that we will then modify to make it a 3-gel. We assign label one to each e_i , and complete X_i and each $P_{i,j,a}$ with labels one and three so that the labeling is good on each X_i and $P_{i,j,a}$. If there is a C_j such that $f_{j,1}$, $f_{j,2}$, and $f_{j,3}$ have the same label, then we replace the label of $f_{j,2}$ with label two. Finally, we complete the labeling of each C_j by labeling one unlabeled edge with label one and the other with label three such that the labeling is good on C_j (such a labeling is always possible given that the $f_{j,a}$ ’s do not have the same label for $a \in [3]$).

Let us prove that this labeling is good. We define A, B , and S as in [Claim 3.5](#). If $V(C) \cap S = \emptyset$, then C is contained in either a variable or a clause gadget and thus have two local minima. If $|V(C) \cap S| \geq 4$, then given that every vertex in S is incident to two edges, one labeled one and the other labeled three, C immediately has two local minima. Finally, if $|V(C) \cap S| = 2$, then C intersects exactly one propagation gadget $P_{i,j,a}$ and thus the associated variable gadget X_i and clause gadget $C_{j,a}$. Let $b \in \{1, 3\}$ be the label of l_i . By construction, the label of $f_{j,a}$ is either two or b , and the label b is also present in $X_i - l_i$ and in $C_{j,a} - f_{j,a}$. Additionally, there is an edge of C adjacent to s , and an edge adjacent to

s' , with label $3 - b$, where $V(C) \cap S = \{s, s'\}$. Therefore, no matter what is the path taken by C in the variable and in the clause gadgets, C has two local minima (one of them may be with label two). Hence, the labeling is indeed good by [Observation 2.9](#). ◀

Note that G can be made bipartite by replacing each clause gadget with the one depicted in [Figure 4](#). The proof works essentially the same way, and note that the maximum vertex degree in the constructed graph is still ten. ◀

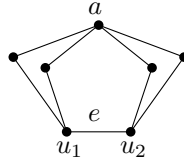


■ **Figure 4** Bipartite variation of the clause gadget.

3.3 NP-hardness of c -GEL

We now prove that c -GEL is NP-hard for every $c \geq 3$ by reducing from 2-GEL. To do so, we define two gadgets: the first one allows us to restrict the possible labels for an edge e , while the second one is a graph that admits a c -gel but no $(c - 1)$ -gel.

Extremal gadget. We define the first gadget, called *extremal gadget* and denoted by X , to be the graph represented in [Figure 5](#); the edge labeled e is called the *bone* of the extremal gadget.



■ **Figure 5** The extremal gadget X .

► **Lemma 3.7.** *The extremal gadget X admits a 3-gel. Additionally, for any c -gel of X , for some $c \in \mathbb{N}$, $c \geq 3$, the label of the bone e of X is in $[2, c - 1]$.*

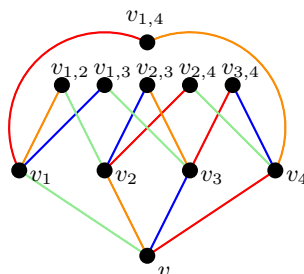
Proof. Let a be the vertex of X of degree 4 and let u_1 and u_2 be the endpoints of e .

We first construct a 3-gel λ of X as follows: let $\lambda(e) = 2$ and, for each $i \in [2]$, give labels 1, 3 to a path from a to u_i and labels 3, 1 to the other, in this order. Note that λ is in fact a 3-gel of X , since any increasing 2-path leaving from a ends with label 3 and any decreasing 2-path leaving from a ends with label 1, therefore they cannot be extended using e .

Now, we prove that the label of e is in $[2, c - 1]$ for every c -gel of X with $c \geq 3$. Let λ be a c -gel of X . Note that, for $i \in [2]$, there are two 2-paths from a to u_i , and by [Observation 2.5](#) one of the 2-paths from a to u_i is increasing and the other is decreasing. Hence, there is one increasing path from a to u_1 and one increasing path from a to u_2 .

We now show that we must have $\lambda(e) < c$: indeed, if $\lambda(e) = c$, the increasing 2-path from a to u_2 can be extended to an increasing 3-path from a to u_1 using e , creating a second increasing path from a to u_1 and contradicting the fact that λ is a c -gel. Similarly, since there is one decreasing path from a to u_1 and one decreasing path from a to u_2 , we conclude that $\lambda(e) > 1$. ◀

Color gadget. We now define the second gadget. Given $c \in \mathbb{N}$, the c -color gadget, denoted by D_c , is defined as follows (see Figure 6 for an illustration); its vertex set is $\{v, v_1, \dots, v_c\} \cup \{v_{i,j} \mid i, j \in [1, c], i < j\}$ and its edge set is $\{vv_i \mid i \in [1, c]\} \cup \{v_i v_{i,j} \mid i, j \in [1, c], i < j\} \cup \{v_j v_{i,j} \mid i, j \in [1, c], i < j\}$. Note that D_c has $c(c+1)/2 + 1$ vertices and has maximum degree c .



■ **Figure 6** The c -color gadget D_c for $c = 4$ with a c -gel where each color represents a label.

► **Lemma 3.8.** For every $c \in \mathbb{N}_{\geq 1}$, D_c admits a c -gel.

Proof. The *hypercube* of dimension c , denoted by H_c , is the graph with vertex set $[0, 1]^c$ and such that two vertices are adjacent if and only if they differ on exactly one coordinate. Remark also that D_c is an induced subgraph of H_c where $v = [0]^c$ and v_i (resp. $v_{i,j}$) is the vertex of H_c with exactly one (resp. two) one(s) at coordinate i (resp. i and j).

Recall that if H_c admits a c -gel, then so does D_c by Observation 2.4. Thus, it suffices to prove that H_c admits a c -gel, which we do by induction. H_1 is an edge, which trivially admits a 1-gel. Suppose that H_{c-1} admits a $(c-1)$ -gel. Observe that the set E_c of edges of H_c whose endpoints differ only by their last coordinate (or any other set of all edges in the same direction) form a matching cut of H_c such that $H_c - E_c$ is the disjoint union of two copies of H_{c-1} . Therefore, by induction, Lemma 2.8 and Observation 2.3, H_c admits a c -gel. ◀

We now prove that D_c admits no $(c-1)$ -gel, given any c .

► **Lemma 3.9.** For every $c \in \mathbb{N}_{\geq 2}$, D_c does not admit a $(c-1)$ -gel. More generally, there are no $i \neq j \in [1, c]$ such that $\lambda(vv_i) = \lambda(vv_j)$ for any gel λ of D_c .

Proof. Let λ be an edge-labeling of D_c on $c-1$ colors. Given that v has degree c , there are $i \neq j \in [1, c]$ such that $\lambda(vv_i) = \lambda(vv_j)$. By symmetry, we can assume that the 2-path $v_i v_{i,j} v_j$ is an increasing path. But then there two increasing paths from v_i to v_j . So λ is not a gel. ◀

By combining the two previous results, we create a new gadget that forces an edge to have the greatest label in the labeling.

Forced gadget. Let the c -forced gadget, denoted by F_c be the graph constructed as follows: take a $(c-1)$ -color gadget D_{c-1} and, for each $i \in [2, c-1]$, identify the edge vv_i with the bone of an extremal gadget X_i . We call the edge vv_1 the *bone* of F_c . Note that F_c has maximum degree $3c-5$. Hence, from Lemma 3.7 and Lemma 3.8, we deduce the following result.

► **Lemma 3.10.** For any $c \geq 3$, F_c admits a c -gel, and for any c -gel of F_c , the bone of F_c has label in $\{1, c\}$.

Proof. Let us first construct a c -gel of F_c . By Lemma 3.8, D_{c-1} has a $(c-1)$ -gel λ . By Lemma 3.9 and by symmetry, for each $i \in [2, c-1]$, we may assume that $\lambda(vv_i) = i$. Additionally, for each extremal gadget X_i , define the same labeling as the one defined in the proof of Lemma 3.7, but with colors shifted from $[1, 3]$ to $[i-1, i+1]$, so that the bone of X_i (which is identified with vv_i) has label i . Then, by Lemma 2.7, the defined edge-labeling of F_c is a gel, and since it uses colors in $[c]$, it is a c -gel. Note that in this c -gel, vv_1 has label 1, but by symmetry, there is a c -gel such that vv_1 has label c .

Let λ be a c -gel of F_c . Let us prove that vv_1 has either label 1 or label c . Given the extremal gadget on each vv_i for $i \in [2, c-1]$, by Lemma 3.7, we conclude that $\lambda(vv_i) \in [2, c-1]$. Moreover, by Lemma 3.9, we know that each vv_i has a different label. Hence, all the labels in $[2, c-1]$ are taken by the edges vv_i for $i \in [2, c-1]$, and vv_1 must have one of the leftover labels, hence in $\{1, c\}$. ◀

Finally, we make a reduction from 2-GEL to c -GEL using the c -forced gadgets. Note that, in contrast to Theorem 3.3, we do not assume the input graph to be bipartite anymore, since the c -forced gadgets are not bipartite.

► **Theorem 3.11.** *For any $c \geq 2$, the c -GEL problem is NP-hard even on instances that admit a $(c+1)$ -gel and with maximum degree at most $10(3c-5)$.*

Proof. We reduce from 2-GEL as follows. Let G be an instance of 2-GEL. By Theorem 3.3, G can be assumed to admit a 3-gel and to have maximum degree at most ten. Let G' be the graph obtained from G by identifying every edge e of G with the bone of a c -forced gadget F_c^e . We now split the proof into three claims.

▷ **Claim 3.12.** If G admits a 2-gel, then G' admits a c -gel.

Proof. Let λ be a 2-gel of G , which we can clearly assume to take values in $\{1, c\}$. By Lemma 3.10, each F_c^e admits a c -gel, and, by symmetry, we can choose the label of its bone to be any $\lambda(e) \in \{1, c\}$. Finally, by Lemma 2.7, this is a c -gel of G' . ◀

▷ **Claim 3.13.** If G' admits a c -gel, then G admits a 2-gel.

Proof. Let λ be a c -gel of G' . By Lemma 3.10, every edge of G , that is a bone of a c -forced gadget, has a label in $\{1, c\}$. Then the restriction of λ to G immediately gives a 2-gel. ◀

▷ **Claim 3.14.** G' admits a $(c+1)$ -gel.

Proof. Let λ be a 3-gel of G with labels in $\{1, c, c+1\}$. By Lemma 3.10, each F_c^e admits a c -gel, and, by symmetry and translation, we can choose the label of its bone to be any $\lambda(e) \in \{1, c, c+1\}$. Finally, by Lemma 2.7, the combination of these labelings gives a $(c+1)$ -gel of G' . ◀

In the first two claims, we prove that G admits a 2-gel if and only if G' admits a c -gel, while in the third claim we prove that G' also admits a $(c+1)$ -gel. Finally, note that, since G has maximum degree ten and each edge of G has been identified with the bone of a c -forced gadget, the maximum degree of G' is indeed $10(3c-5)$. ◀

4 Simple reduction rules and polynomial kernels for GEL and c -GEL

In this section we provide simple reduction rules and polynomial kernels for GEL and c -GEL parameterized by neighborhood diversity and vertex cover. These reduction rules will also be used by the FPT algorithm presented in Section 5. Our kernels are based on exhaustive application of the following three simple reduction rules to the input graph G , which can be applied in polynomial time. We would like to stress that these three reduction rules are safe for both GEL and c -GEL for any $c \geq 2$.

► **Rule 4.1.** *If G contains K_3 or $K_{2,3}$ as a subgraph, report a no-instance.*

The safeness of Rule 4.1 is justified by Observation 2.4 and the fact that K_3 or $K_{2,3}$ are bad graphs [3].

► **Rule 4.2.** *If G is disconnected, consider each connected component separately.*

The safeness of Rule 4.2 is justified by Observation 2.3. Note that, when applying this rule for obtaining a kernel, we should be careful about how the parameter is split among the different connected components. Indeed, if we just kept the same parameter for each component and kernelize each of them separately, the total size of the kernelized graph may depend on the number of components. Fortunately, the two parameters considered in this section, namely nd and vc , satisfy that if a graph G has connected components C_1, \dots, C_x , then $\text{p}(G) = \sum_{i \in x} \text{p}(G_i)$, for p being nd or vc . The fact that we can split the parameter appropriately among the connected components in polynomial time follows from the fact that the neighborhood diversity can be computed in polynomial time [31] and the hypothesis that a vertex cover is given in Lemma 4.2.

► **Rule 4.3.** *Let v be a cut-vertex in G and let C be the vertex set of a connected component of $G \setminus v$. If $G[C \cup \{v\}]$ is good (or c -good if we deal with c -GEL), delete C from G .*

Observe that Rule 4.3 allows, in particular, to remove vertices of degree one. The safeness of this rule is justified by Lemma 2.6. Note that the application of Rule 4.3 can be done in polynomial time as far as we can decide whether $G[C \cup \{v\}]$ is good in polynomial time. In all the applications of Rule 4.3 discussed below this will indeed be the case (usually, because C is of bounded size), and we will only need to apply Rule 4.3 to the considered configurations to obtain the claimed kernels.

We are now ready to present our polynomial kernels.

► **Lemma 4.1.** *The GEL and c -GEL problems parameterized by the neighborhood diversity of the input graph admit a kernel of size at most $2k$.*

Proof. We apply exhaustively Rule 4.1, Rule 4.2, and Rule 4.3 to the input graph G . We then compute in polynomial time, using the algorithm of Lampis [31], an optimal partition of $V(G)$ into equivalence classes of types V_1, \dots, V_k . We want to prove that each V_i has size at most two. Note that, by Rule 4.1, we may assume that all the V_i 's that induce cliques have size at most two. Suppose for contradiction that there exists a set V_i inducing an independent set with $|V_i| \geq 3$. By Rule 4.2, necessarily V_i is adjacent to another set V_j . If V_i is adjacent to another set V_ℓ with $j \neq \ell$, then $G[V_i \cup V_j \cup V_\ell]$ contains a $K_{2,3}$, which is impossible by Rule 4.1. Thus, V_i is only adjacent to V_j . If $|V_j| \geq 2$, then $G[V_i \cup V_j]$ contains a $K_{2,3}$, which is again impossible by Rule 4.1. So necessarily $|V_j| = 1$. But then $G[V_i \cup V_j]$ is a star, which is a good graph, and therefore V_i should have been deleted by Rule 4.3. Therefore, for any set V_i , it holds that $|V_i| \leq 2$, hence $|V(G)| \leq 2k$. ◀

Let us see that the analysis of the kernel size in Lemma 4.1 is asymptotically tight assuming that only Rules 4.1, 4.2, and 4.3 are applied. For this, let K_n^+ be the graph obtained from K_n , the complete graph on n vertices, by replacing every edge with a C_4 . That is, for every edge $uv \in E(K_n)$, we delete it and we add two new vertices u', v' and the edges $uu', u'v, vv', v'u$. It can be verified that $|V(K_n^+)| = n^2$, that $\text{nd}(K_n^+) = n + \binom{n}{2} =: k$, and that none of the three rules can be applied to it. Simple calculations show that $|V(K_n^+)| = k \left(2 - \frac{1}{\Omega(\sqrt{k})}\right)$, which tends to $2k$ as k grows. Hence, to improve the kernel size in Lemma 4.1, new reduction rules would be needed.

► **Lemma 4.2.** *The GEL and c -GEL problems parameterized by the size of a given vertex cover of the input graph admit a kernel of size at most k^2 .*

Proof. Let X be a vertex cover of the input graph G of size at most k , and let v be a vertex in $V(G) \setminus X$. We apply exhaustively Rule 4.1, Rule 4.2, and Rule 4.3. By Rule 4.2, v has at least one neighbor, and all its neighbors are in X . If v has exactly one neighbor, then v should have been deleted by Rule 4.3. Thus, each vertex not in X has at least two neighbors in X . This implies that $|V(G) \setminus X|$ is upper-bounded by the sum, over all pairs of vertices $u_1, u_2 \in X$, of the number of common neighbors of u_1 and u_2 in $V(G) \setminus X$. Now consider one pair of vertices $u_1, u_2 \in X$. If u_1 and u_2 had at least three common neighbors in $V(G) \setminus X$, u_1 and u_2 together with their common neighborhood in $V(G) \setminus X$ would contain a $K_{2,3}$, which is impossible by Rule 4.1. Therefore, any two vertices $u_1, u_2 \in X$ have at most two common neighbors in $V(G) \setminus X$, which implies that $|V(G)| \leq k + 2\binom{k}{2} = k^2$. ◀

Again, it is easy to see that analysis of the kernel size of Lemma 4.2 is tight assuming that only Rules 4.1, 4.2, and 4.3 are applied. Indeed, consider the graph K_k^+ defined above with a given (minimum) vertex cover consisting of the k original vertices of the clique. Then none of the reduction rules can be applied to K_k^+ , which has k^2 vertices.

5 FPT algorithm for GEL by the size of a star-forest modulator

In this section we prove the following theorem.

► **Theorem 5.1.** *The GEL problem parameterized by the size k of a given star-forest modulator of the n -vertex input graph can be solved in time $2^{\mathcal{O}(k^4 \log k)} \cdot n^{\mathcal{O}(1)}$.*

We stress that the above FPT algorithm works for the GEL problem, but not necessarily for c -GEL for a fixed $c > 0$, since we make no attempt to minimize the number of labels. The remainder of this section is devoted to prove Theorem 5.1, for which we need a number of definitions and intermediate results. For the sake of readability, we structure the proof of the theorem into several parts.

It is worth mentioning here that, at the end of this section, we explain how the presented algorithm can be simplified. We decided to present the more involved formulation because we would like our algorithm to be considered as a proof of concept of our technique, which in our opinion is more relevant than the particular result of Theorem 5.1 itself.

Let X be a given star-forest modulator of the input graph G of size k . For the sake of flexibility of our setting, we assume henceforth that the parameter k is an upper bound on the size of the given modulator, i.e., that $|X| \leq k$. Our goal is to decide whether G admits a gel, without aiming at optimizing the number of distinct labels. Note that every connected component S of $G \setminus X$, seen as a subgraph, is a star composed of its center and its leaves.

Taming the stars. We first show that we may assume that every star in $G \setminus X$ satisfies some simple properties, formalized as follows. We say that a connected component S of $G \setminus X$ is *well-behaved* if the following hold:

1. Every leaf of S has at least one neighbor in X .
2. No three leaves of S share a neighbor in X .
3. S contains at most $2k$ leaves, that is, $|S| \leq 2k + 1$.

We note that the third item above is in fact a consequence of the first two (cf. the proof of Claim 5.2 below), but we prefer to keep it in the definition because it will be important for the algorithm.

▷ **Claim 5.2.** We can assume that every connected component S of $G \setminus X$ is well-behaved.

Proof. Let s be the center of S .

For the first item of the definition of well-behaved, suppose that v is a leaf of S with no neighbor in X . Then v constitutes a connected component of $G \setminus \{s\}$, and thus it can be safely deleted by Rule 4.3.

For the second item, if three leaves v_1, v_2, v_3 share a neighbor u in X , then $G[\{s, v_1, v_2, v_3, u\}]$ contains a $K_{2,3}$, hence we can safely report a no-instance by Rule 4.1.

For the third item, if S contains at least $2k + 1$ leaves, since by the first item we may assume that every leaf of S has at least one neighbor in X , the fact that $|X| \leq k$ and the pigeonhole principle imply that S contains three leaves sharing a neighbor in X , contradicting the second item. ◀

By Claim 5.2, we assume henceforth that all the stars in $G \setminus X$ are well-behaved. We now partition the stars in $G \setminus X$ into three types, and analyze each of them separately. A connected component S of $G \setminus X$ is

- *boring* if it contains a vertex with at least two neighbors in X ;
- *0-interesting* if it is not boring and the center of S has no neighbor in X ;
- *1-interesting* if it is not boring and the center of S has exactly one neighbor in X .

Let $B \subseteq V(G)$ be the set of vertices belonging to a boring star of $G \setminus X$. Note that, by definition, every leaf in a 0-interesting or 1-interesting star has exactly one neighbor in X . Each type of star as defined above behaves quite differently. Indeed, it is easy to show (cf. Claim 5.3) that the number of boring stars is bounded by a function of k , hence we will be able to use a brute-force approach on them. On the other hand, it is safe to just delete all 0-interesting stars (cf. Claim 5.4). Hence, it will only remain to deal with 1-interesting stars, which turn out to be much more complicated, and for which we will create FPT-many (that is, a function of k) appropriate 2-SAT formulas whose satisfiability can be checked in polynomial time.

Boring stars are few, and 0-interesting stars are easy. We start by proving that there are not many boring stars.

▷ **Claim 5.3.** We may assume that the number of boring stars in $G \setminus X$ is at most k^2 .

Proof. The proof of this claim follows closely that of Lemma 4.2. Let x be the number of (well-behaved) boring stars in $G \setminus X$. Then, x is upper-bounded by the sum, over all pairs of vertices $u_1, u_2 \in X$, of the number of common neighbors of u_1 and u_2 in $V(G) \setminus X$. Now consider one pair of vertices $u_1, u_2 \in X$. If u_1 and u_2 had at least three common neighbors in

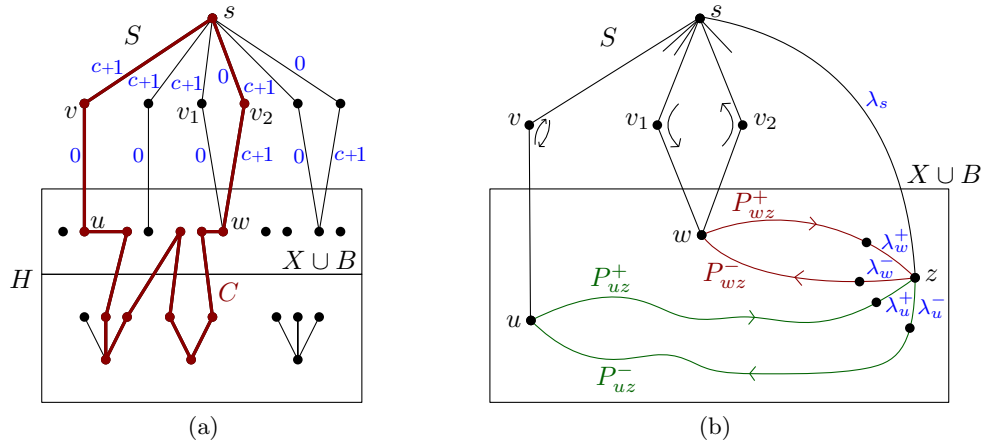
$V(G) \setminus X$, u_1 and u_2 together with their common neighborhood in $V(G) \setminus X$ would contain a $K_{2,3}$, which is impossible by Rule 4.1. Therefore, any two vertices $u_1, u_2 \in X$ have at most two common neighbors in $V(G) \setminus X$, which implies that $x \leq 2\binom{k}{2} < k^2$. ◀

We now show that we can get rid of 0-interesting stars. Before that, we need one more definition that will also be useful to deal with 1-interesting stars. Let S be a 0-interesting or 1-interesting star in $G \setminus X$, let v be a leaf of S , and let u be its unique neighbor in X . We say that v is a *type-2* leaf if there exists another leaf v' of S adjacent to u . Otherwise, we say that v is a *type-1* leaf. Note that, since we assume that all stars are well-behaved, there are no three leaves of the same star sharing a neighbor in X , although a vertex of X can be adjacent to centers or leaves of arbitrarily many stars of $G \setminus X$.

▷ **Claim 5.4.** Let S be a 0-interesting star in $G \setminus X$. Then G is good if and only if $G \setminus V(S)$ is good.

Proof. If G is good, then $G \setminus X$ is also good by Observation 2.4. Assume now that $H := G \setminus V(S)$ is good and let $\lambda : E(H) \rightarrow \mathbb{R}$ be a gel of H . By Observation 2.2 we can assume that $\lambda : E(H) \rightarrow [c]$ for some positive integer c . Let s be the center of S . We extend λ into an edge-labeling λ' of G , by using two new labels 0 and $c+1$ for the edges in $E(G) \setminus E(H)$, as follows; see Figure 7(a) for an illustration. Namely, if v is a type-1 leaf of S and u is its neighbor in X , we set $\lambda'(sv) = c+1$ and $\lambda'(vu) = 0$. On the other hand, if v_1, v_2 are two type-2 leaves of S with common neighbor $w \in X$, we set $\lambda'(sv_1) = \lambda'(v_2w) = c+1$ and $\lambda'(sv_2) = \lambda'(v_1w) = 0$. We claim that λ' is a gel of G .

By Observation 2.9, this is equivalent to verifying that every cycle admits at least two local minima. Since $\lambda'(e) = \lambda(e)$ for every edge $e \in E(H)$, it is enough to consider a cycle C intersecting S , hence containing its center s . Then, by the topology of S and the choice of λ' , necessarily C contains two edges with label 0 whose all incident edges in C have a strictly greater label (in the cycle C depicted in Figure 7(a) with thick red edges, these two edges with label 0 are vu and sv_2). Thus, C admits two local minima and the claim follows. ◀



■ **Figure 7** (a) Illustration of the proof of Claim 5.4, where a 0-interesting star S in $G \setminus X$ is depicted. The labels of the edges in $E(G) \setminus E(H)$ given by λ' are depicted in blue. A cycle C of G containing the center s of S is depicted with thick red edges. (b) Interaction of a 1-interesting star S with the set $X \cup B$; other stars in $G \setminus X$ are not shown. The arrows in the paths indicate the direction in which the labels increase. Some labels are depicted in blue.

Claim 5.4 justifies the safeness of the following reduction rule, which can clearly be applied in polynomial time.

► **Rule 5.1.** *If $G \setminus X$ contains a 0-interesting star S , delete all the vertices of $V(S)$ from G .*

After applying Rule 5.1 exhaustively, we can assume henceforth that all the stars in $G \setminus X$ are well-behaved and either boring or 1-interesting.

1-interesting stars are hard. Before proceeding with the algorithm, let us first give some intuition about why 1-interesting stars are inherently more complicated than 0-interesting stars, which will allow us to convey the underlying idea of our approach. Consider the example in Figure 7(b), where a 1-interesting star S with center s is depicted.

For the sake of simplicity, consider only the interaction of S with the modulator X and the set of vertices B belonging to boring stars; in fact, we will see later that keeping track of this interaction is enough, in the sense that we can easily get rid of “problematic cycles” (that is, those having less than two local minima) intersecting more than one 1-interesting star by using an appropriate type of “standard” labelings. This type of labelings will also guarantee that all “problematic cycles” intersecting a 1-interesting star contain the edge between its center and X (cf. Lemma 5.7 for the details).

Suppose, similarly to the proof of Claim 5.4, that a gel λ of $G[X \cup B]$ has been already found. Let z be the neighbor of s in X , and let λ_s be the label that we need to choose for the edge sz .

Consider first a pair of type-2 leaves v_1, v_2 of S with common neighbor $w \in X$. Regardless of which labels we choose for the 4-cycle induced by $\{s, v_1, v_2, w\}$, necessarily one of the paths from s to w will get increasing labels, and the other one will get decreasing labels; in Figure 7(b), the arrows in the paths indicate the direction along which the labels increase. Since λ is a gel of $G[X \cup B]$, there is at most one increasing path P_{wz}^+ in $G[X \cup B]$ from w to z , and at most one decreasing path P_{wz}^- (which may intersect); see the red paths in Figure 7(b). Then, since there is already an increasing path from w to the center s of S within the 4-cycle induced by $\{s, v_1, v_2, w\}$, we need to be careful that, when we concatenate the increasing path P_{wz}^+ with the edge zs , a second increasing path from w to s does not appear. To prevent this, if we let λ_w^+ be the label of the edge of P_{wz}^+ incident with z , we need that

$$\lambda_w^+ > \lambda_s. \quad (3)$$

The above equation imposes a constraint on the choice of λ_s and already shows, in contrast to how we dealt with 0-interesting stars in Claim 5.4, that the labels of the edges incident with a 1-interesting star *cannot* be chosen obviously to the labels of the rest of the graph. Symmetrically, since there is already a decreasing path from w to the center s of S within the 4-cycle induced by $\{s, v_1, v_2, w\}$, we need to be careful that, when we concatenate the decreasing path P_{wz}^- with the edge zs , a second decreasing path from w to s does not appear. To prevent this, if we let λ_w^- be the label of the edge of P_{wz}^- incident with z , we need that

$$\lambda_w^- < \lambda_s. \quad (4)$$

Note that, if the increasing path P_{wz}^+ or the decreasing path P_{wz}^- does not exist in $G[X \cup B]$, then the corresponding constraint is void.

If there were only type-2 leaves in all the 1-interesting stars in $G \setminus X$ (which can be arbitrarily many, not bounded by any function of k), the choice of the labels for 1-interesting

stars seems a manageable task, assuming that the labels of $G[X \cup B]$ have been already chosen: for every 1-interesting star S with center s , and for every neighbor $w \in X$ of a pair of type-2 leaves of S , add the constraints given by Equation 3 and Equation 4 about λ_s to a system of linear inequalities of size polynomial in the size of G , whose feasibility can be checked in polynomial time using, for instance, Gaussian elimination. However, the presence of type-1 leaves makes our task more complicated, as we proceed to discuss.

Consider now a type-1 leaf v of the star S depicted in Figure 7(b), and let u be its neighbor in X (note that $u \neq z$, as otherwise $\{s, v, u\}$ would induce a triangle and Rule 4.1 could be applied). Similarly as above, in $G[X \cup B]$ there is at most one increasing path P_{uz}^+ from u to z , and at most one decreasing path P_{uz}^- . Let λ_u^+ (resp. λ_u^-) be the label of the last edge of P_{uz}^+ (resp. P_{uz}^-), which we assume to be known. Now consider the 2-edge path induced by $\{s, v, u\}$. Depending on the labels that we choose for the edges sv and vu , this path will be increasing or decreasing from s to u , but not both. In the former case, namely if the 2-edge path increases from s to u , similarly to the above discussion we need to satisfy the constraint $\lambda_u^+ > \lambda_s$. In the latter case, namely if the 2-edge path decreases from s to u , we need to satisfy the constraint $\lambda_u^- < \lambda_s$. But in this case it is *not* true anymore that we need to satisfy *both* constraints, as which one needs to be satisfied depends on the *choice of the direction of growth* of the 2-edge path between s and u . Thus, it appears that, for this type of leaf, we need to satisfy the disjunctive constraint given by

$$\lambda_u^+ > \lambda_s \quad \text{or} \quad \lambda_u^- < \lambda_s. \quad (5)$$

To deal with the set of disjunctive constraints of the form of Equation 5, one may try to use the existing literature on solving systems of linear equations with disjunctive constraints, such as [29]. Unfortunately, the existing results do not seem to be directly applicable to our setting.

We circumvent this by reformulating the problem in terms of what we call a *labeling relation*, defined below. This reinterpretation allows, on the one hand, to guess in time FPT all the labelings restricted to $G[X \cup B]$ and, more importantly, once the labeling of $G[X \cup B]$ has been fixed, it allows to formulate the problem in terms of the satisfiability of a 2-SAT formula, which can be decided in polynomial time. We now present the corresponding definitions and formally present the algorithm.

Before that, let us just observe that, while type-1 leaves seem to be more complicated to deal with than type-2 leaves, we could get rid (even if we do not need it in our algorithm) of every 1-interesting star S having only leaves of type 1: indeed, in that case, the edges linking the leaves of S to X , together with the edge from the center of S to X , constitute the set of edges of a matching cut of G , and thus could be removed by Rule 2.1. Then $V(S)$ could be removed by combining Rule 4.2 and the fact that a star is clearly good.

Reinterpretation of the problem with labeling relations. In order to decide whether G admits a gel, we first observe the following. For the sake of an edge-labeling $\lambda : E(G) \rightarrow \mathbb{R}$ being good, the actual values taken by λ do not really matter: what matters is, for every pair of edges $e, f \in E(G)$, the *relation* between $\lambda(e)$ and $\lambda(f)$, that is, whether $\lambda(e) > \lambda(f)$, $\lambda(e) < \lambda(f)$, or $\lambda(e) = \lambda(f)$. To formalize this point of view, we say that a function $\text{rel} : E(G) \times E(G) \rightarrow \{0, 1, 2\}$ is a *labeling relation* if it satisfies the following properties:

- (Reflexivity) For every edge $e \in E(G)$, $\text{rel}(e, e) = 0$.
- (Symmetry) For every two distinct edges $e_1, e_2 \in E(G)$,
 - $\text{rel}(e_1, e_2) = 0$ if and only if $\text{rel}(e_2, e_1) = 0$; and

- $\text{rel}(e_1, e_2) = 1$ if and only if $\text{rel}(e_2, e_1) = 2$.
- (Transitivity) For every three distinct edges $e_1, e_2, e_3 \in E(G)$,
 - if $\text{rel}(e_1, e_2) = \text{rel}(e_2, e_3) = 1$, then $\text{rel}(e_1, e_3) = 1$;
 - if $\text{rel}(e_1, e_2) = \text{rel}(e_2, e_3) = 0$, then $\text{rel}(e_1, e_3) = 0$; and
 - if $\text{rel}(e_1, e_2) + \text{rel}(e_2, e_3) = 1$, then $\text{rel}(e_1, e_3) = 1$.

To get some intuition, the fact that $\text{rel}(e_1, e_2) = 1$ (resp. $\text{rel}(e_1, e_2) = 2$) should be interpreted as ‘the label of e_1 is strictly greater (resp. smaller) than the label of e_2 ’. The fact that $\text{rel}(e_1, e_2) = 0$ should be interpreted as ‘ e_1 and e_2 have the same label’. It is worth mentioning that a labeling relation of G could also be viewed as a partial orientation of the edges of the line graph of G satisfying the corresponding transitivity properties; we will not use this viewpoint in this section, but we will use it in the dynamic programming algorithm of Subsection 6.2.

To get some further intuition and relate edge-labelings to labeling relations, observe that if $\lambda : E(G) \rightarrow \mathbb{R}$ is an edge-labeling of G , then the function $\text{rel}_\lambda : E(G) \times E(G) \rightarrow \{0, 1, 2\}$ defined, for every $e, f \in E(G)$, by $\text{rel}_\lambda(e, f) = 0$ if and only if $\lambda(e) = \lambda(f)$ (which includes the case where $e = f$) and $\text{rel}_\lambda(e, f) = 1$ if and only if $\lambda(e) > \lambda(f)$, is easily seen to be a labeling relation. Conversely, given a labeling relation $\text{rel} : E(G) \times E(G) \rightarrow \{0, 1, 2\}$, we can define an edge-labeling $\lambda_{\text{rel}} : E(G) \rightarrow \mathbb{R}$ by the following inductive procedure.

Let $e \in E(G)$ be such that there is no edge $f \in E(G)$ with $\text{rel}(e, f) = 1$ (note that such an edge exists by definition of a labeling relation). Then we set $\lambda_{\text{rel}}(e) = 0$ and $\lambda_{\text{rel}}(g) = 0$ for every edge $g \in E(G)$ such that $\text{rel}(e, g) = 0$. Assume inductively that the algorithm has attributed label c for some integer $c \geq 0$, let $M \subseteq E(G)$ be the set of edges unlabeled so far, and let $E_c = \{e \in E(G) \mid \lambda_{\text{rel}}(e) = c\}$. Then we set $\lambda_{\text{rel}}(e) = c + 1$ for every edge $e \in M$ such that

- there exists $f \in E_c$ such that $\text{rel}(e, f) = 1$; and
- there do not exist $f \in E_c$ and $g \in M$ such that $\text{rel}(e, g) = \text{rel}(g, f) = 1$.

We can naturally speak of an *increasing* or *decreasing* path with respect to a labeling relation rel , by considering the corresponding increase or decrease in the labels given by the edge-labeling λ_{rel} defined above.

We say that a labeling relation $\text{rel} : E(G) \times E(G) \rightarrow \{0, 1, 2\}$ is *good* if the edge-labeling $\lambda_{\text{rel}} : E(G) \rightarrow \mathbb{R}$ defined above is good.

► **Lemma 5.5.** *A graph G admits a gel if and only if it admits a good labeling relation.*

Proof. Let first $\text{rel} : E(G) \times E(G) \rightarrow \{0, 1, 2\}$ be a good labeling relation of G . Then, by definition, the edge-labeling $\lambda_{\text{rel}} : E(G) \rightarrow \mathbb{R}$ is good, certifying that G admits a gel.

Conversely, let $\lambda : E(G) \rightarrow \mathbb{R}$ be a gel of G , and we claim that the labeling relation rel_λ defined above is good. That is, if we let $\hat{\lambda} := \lambda_{\text{rel}_\lambda}$, we need to prove that $\hat{\lambda}$ is a gel of G . Since λ is a gel of G , it is enough to prove that, for any two edges $e, f \in E(G)$, $\lambda(e) > \lambda(f)$ if and only if $\hat{\lambda}(e) > \hat{\lambda}(f)$. Suppose first that $\lambda(e) > \lambda(f)$. Then, by the definition of rel_λ , $\text{rel}_\lambda(e, f) = 1$, which implies by the definition of $\lambda_{\text{rel}_\lambda}$ that $\hat{\lambda}(e) > \hat{\lambda}(f)$. On the other hand, if $\hat{\lambda}(e) > \hat{\lambda}(f)$, then necessarily $\text{rel}_\lambda(e, f) = 1$, implying in turn that $\lambda(e) > \lambda(f)$. ◀

By Lemma 5.5, we can now focus on deciding whether G admits a good labeling relation. The advantage of dealing with good labeling relations, with respect to good edge-labelings, is that if we have at hand a set of edges $F \subseteq E(G)$ of size bounded by $f(k)$ for some function f , then we can guess in time FPT all possible good labeling relations restricted to pairs of

edges in F . Note that, a priori, it is not clear how to guess such a restriction of a good edge-labeling in time FPT.

Recall that, at this point, we can assume that every connected component of $G \setminus X$ is a well-behaved star that is either boring or 1-interesting. Claim 5.3 and the fact that all stars are well-behaved imply that $|B| \leq (2k+1)k^2$ and that $|E(B, B)| \leq 2k \cdot k^2$. Hence, since $|X| \leq k$,

$$|E(G[X \cup B])| \leq \binom{k}{2} + 2k \cdot k^2 + (2k+1)k^2 \cdot k = \mathcal{O}(k^4). \quad (6)$$

We now show that we can restrict ourselves to a particular type of good labeling relations that will simplify our task. To this end, let $L \subseteq E(G)$ be the set of edges incident with a leaf of a 1-interesting star (that is, L does not contain the unique edge between the center of a star and X). We say that a labeling relation $\text{rel} : E(G) \times E(G) \rightarrow \{0, 1, 2\}$ is *standard* if

- for every two distinct edges $e, f \in E(G) \setminus L$, $\text{rel}(e, f) \neq 0$;
- the edges in L can be partitioned into two sets L_{small} and L_{big} such that
 - if $e, f \in L_{\text{small}}$ or $e, f \in L_{\text{big}}$, then $\text{rel}(e, f) = 0$;
 - if $e \in L_{\text{small}}$ and $f \in E(G) \setminus L_{\text{small}}$, then $\text{rel}(e, f) = 2$; and
 - if $e \in L_{\text{big}}$ and $f \in E(G) \setminus L_{\text{big}}$, then $\text{rel}(e, f) = 1$.

Translating the above definition to edge-labelings, a labeling relation is standard if the set $L \subseteq E(G)$ can be partitioned into two sets of “very light” and “very heavy” edges, namely L_{small} and L_{big} , and all other edges of G are linearly ordered, in the sense that there are no two edges in $E(G) \setminus L$ with the same label.

In the next lemma we prove that it is enough to look for a good *standard* labeling relation. Before that, let us adapt Observation 2.9 to the context of labeling relations. Let C be a cycle of G and let $\text{rel} : E(G) \times E(G) \rightarrow \{0, 1, 2\}$ be a labeling relation. A *local minimum* (resp. *local maximum*) of C , with respect to rel , is a subpath P of C such that for every $e, f \in E(P)$ it holds that $\text{rel}(e, f) = 0$ and, for every $g \in E(C) \setminus E(P)$ incident to an edge $e \in E(C)$, it holds that $\text{rel}(e, g) = 2$ (resp. $\text{rel}(e, g) = 1$). We can now reformulate Observation 2.9 as follows.

► **Observation 5.6.** *A labeling relation rel of a graph G is good if and only if every cycle of G admits at least two local minima, or at least two local maxima, with respect to rel .*

► **Lemma 5.7.** *G admits a good labeling relation if and only if G admits a good standard labeling relation.*

Proof. The only non-trivial implication is that if G admits a good labeling relation rel , then G admits a good standard labeling relation rel' . Let us build rel' from rel starting with $\text{rel}'(e, f) = \text{rel}(e, f)$ for every $e, f \in E(G)$.

The first property, namely that for every two distinct edges $e, f \in E(G) \setminus L$, $\text{rel}'(e, f) \neq 0$, is easy to achieve. Indeed, let $F \subseteq E(G) \setminus L$ be an inclusion-wise maximal set of edges such that, for any two edges $e, f \in F$, $\text{rel}(e, f) = 0$ (that is, all the edges in F “have the same label”). Then we just order F arbitrarily as e_1, \dots, e_p and for $e_i, e_j \in F$ with $i \neq j$, we redefine $\text{rel}'(e_i, e_j) = 1$ if and only if $i > j$. After applying this operation exhaustively, it is easy to check that, since rel is good, the current labeling relation rel' is also good.

Let us now focus on the second property concerning the sets L_{small} and L_{big} that partition L . To this end, we further modify rel' as follows. Starting with $L_{\text{small}} = L_{\text{big}} = \emptyset$, we proceed to grow these two sets until they partition L and, once this is done, we just redefine rel' so

that it satisfies the three conditions in the definition of standard labeling relation concerning edges in L .

To this end, let S be a 1-interesting star in $G \setminus X$ with center s ; see Figure 7(b). Let v_1, v_2 be a pair of type-2 leaves of S with common neighbor $w \in X$. Since rel is good, necessarily $\text{rel}(sv_1, v_1w) = 1$ and $\text{rel}(sv_2, v_2w) = 2$, or $\text{rel}(sv_1, v_1w) = 2$ and $\text{rel}(sv_2, v_2w) = 1$. Suppose without loss of generality that the former holds. Then we add sv_2 and v_1w to L_{small} , and sv_1 and v_2w to L_{big} . Let now v be a type-1 leaf of S with neighbor $u \in X$. If $\text{rel}(sv, vu) \leq 1$, we add vu to L_{small} and sv to L_{big} , and otherwise (that is, if $\text{rel}(sv, vu) = 2$), we add sv to L_{small} and vu to L_{big} .

It is easy to verify that the obtained rel' is still a labeling relation of G , and it is standard by construction. It just remains to verify that it is good. By Observation 5.6, this is equivalent to verifying that every cycle C of G admits two local minima (or two local maxima) with respect to rel' . For an edge $e \in L_{\text{small}}$ in a cycle C , we denote by S_e^C the maximal subpath of C containing e such that all its edges are in L_{small} . Consider an arbitrary cycle C of G . If C does not intersect any 1-interesting star, it admits two local minima because rel is good and the changes in rel' with respect to rel in C can only increase the number of minima. Hence, we can assume that C intersects a 1-interesting star S , and thus it contains its center s . Let z be the neighbor of s in X . We distinguish two cases, which are clearly exhaustive:

- C contains two leaves v_1, v_2 of S . If v_1, v_2 share a neighbor w in C other than s , then necessarily $w \in X$ and C is a 4-cycle, which must admit two local minima because rel is good (and rel' coincides with rel for those edges). Otherwise (in this case, C looks like the red cycle in Figure 7(a)), by construction of the sets L_{small} and L_{big} , necessarily C contains two edges $e_1, e_2 \in L_{\text{small}}$. We distinguish two cases. If at least one of e_1 or e_2 is not incident with s , then the associated subpaths $S_{e_1}^C$ and $S_{e_2}^C$ of C are vertex-disjoint, hence defining two local minima of C . Otherwise, that is, if both e_1 and e_2 are incident with s , let e'_1 (resp. e'_2) be the edge of C incident with e_1 (resp. e_2) not containing s . Then both $e'_1, e'_2 \in L_{\text{big}}$, and they are contained in two vertex-disjoint subpaths of C that define two local maxima.
- C contains only one leaf v of S (such as vertex v depicted in Figure 7(b)). In that case, necessarily C contains the edge sz . Let u be the neighbor of v in X . Assume without loss of generality that $uv \in L_{\text{small}}$ and $vs \in L_{\text{big}}$, the other case being totally symmetric. Then, since C admits two local minima with respect to rel , the subpath P from u to s in C not containing v cannot be increasing with respect to the edge-labeling associated with rel , and this property is clearly maintained by rel' . Hence, following P starting from u , necessarily there are two consecutive edges $e_1, e_2 \in E(C)$ such that $\text{rel}'(e_1, e_2) = 1$. Then, the subpaths S_{uv}^C and $S_{e_2}^C$ of C are vertex-disjoint and define two local minima of C , concluding the proof. ◀

2-SAT formulation. We are now ready to present our algorithm to decide whether G admits a gel. By combining Lemma 5.5 and Lemma 5.7, the problem is equivalent to deciding whether G admits a good standard labeling relation. Let $\text{rel} : E(G) \times E(G) \rightarrow \{0, 1, 2\}$ be the standard labeling relation we are looking for. Recall that $X \subseteq V(G)$ is the modulator to a star-forest with $|X| \leq k$, $B \subseteq V(G)$ is the set of vertices belonging to a boring star of $G \setminus X$, and $L \subseteq E(G)$ is the set of edges incident with a leaf of a 1-interesting star. Let $F \subseteq E(G)$ be the set of edges joining a center of a 1-interesting star with its neighbor in X . Then note that $E(G)$ can be partitioned into $E(G) = E(G[X \cup B]) \uplus L \uplus F$. We start by guessing rel restricted to pairs of edges in $E(G[X \cup B])$. Since rel is standard, this is

equivalent to guessing a linear ordering of the edges in $E(G[X \cup B])$. Since by Equation 6 we have that $|E(G[X \cup B])| = \mathcal{O}(k^4)$, we have $|E(G[X \cup B])!| = 2^{\mathcal{O}(k^4 \log k)}$ many choices for this linear ordering. We stress that this is the only step of the algorithm that does not run in polynomial time. Clearly, we can discard any guess ρ that is not good restricted to $G[X \cup B]$.

Assume henceforth that we have fixed the restriction ρ of rel for pairs of edges in $E(G[X \cup B])$, and now our task is to decide whether there exists a good standard labeling relation $\text{rel}_\rho : E(G) \rightarrow \{0, 1, 2\}$ that extends ρ . To complete the definition of rel_ρ , it remains to define it for pairs where at least one edge belongs to $L \uplus F$. Since rel_ρ is standard, its definition for pairs containing an edge in L is given by providing a partition of L into the sets L_{small} and L_{big} . To define rel_ρ for pairs containing an edge in F we have much more freedom: we can insert every edge in F anywhere within the total order of $E(G[X \cup B])$ guessed by ρ . To make all these choices, we resort to a formulation of the problem as a 2-SAT formula.

To this end, fix an arbitrary ordering e_1, \dots, e_m of $E(G) \setminus L$. Note that this ordering is arbitrary and has nothing to do with ρ and its extension to L , we will just use it for our formulation. For every fixed ρ , we proceed to define a 2-SAT formula φ_ρ , and we will prove (cf. Lemma 5.8) that G admits a good standard labeling relation rel_ρ that extends ρ if and only if φ_ρ is satisfiable.

For every two indices $i, j \in [m]$ with $i < j$ (hence, for $\binom{m}{2}$ pairs), introduce a binary variable $x_{i,j}$. For convenience, in this section we will use ‘1’ (resp. ‘0’) for a ‘true’ (resp. ‘false’) assignment of a variable. We will interpret $x_{i,j} = 1$ as $\text{rel}_\rho(e_i, e_j) = 1$ (that is, the label of e_i is strictly greater than that of e_j), and $x_{i,j} = 0$ as $\text{rel}_\rho(e_i, e_j) = 2$. Since $e_i, e_j \in E(G) \setminus L$ and the desired labeling relation rel_ρ is standard, we can safely disconsider the possibility that $\text{rel}_\rho(e_i, e_j) = 0$. The formula consists of the following clauses:

- For every pair of edges $e_i, e_j \in E(G[X \cup B])$ with $i < j$ (that is, pairs of edges for which rel_ρ is already fixed), if $\text{rel}_\rho(e_i, e_j) = 1$ (resp. $\text{rel}_\rho(e_i, e_j) = 2$), then add to φ_ρ the clause containing only the literal $x_{i,j}$ (resp. $\overline{x_{i,j}}$).
- For every 1-interesting star S of $G \setminus X$ with center s and neighbor $z \in X$, suppose that, for some index $i \in [m]$, e_i is the edge between s and z . The clauses defined in what follows are inspired by the previous discussion concerning Figure 7(b) and Equation 3, Equation 4, and Equation 5, translated to the formalism of label relations and the corresponding literals:
 - For every pair of type-2 leaves v_1, v_2 of S with common neighbor $w \in X$:
 - * If $G[X \cup B]$ contains an increasing path (with respect to rel_ρ) from w to z , let e_j be the last edge of this path. If $i > j$ (resp. $i < j$), add to φ_ρ the clause containing only the literal $\overline{x_{i,j}}$ (resp. $x_{i,j}$). This clause plays the role of the constraint imposed by Equation 3.
 - * If $G[X \cup B]$ contains a decreasing path (with respect to rel_ρ) from w to z , let e_j be the last edge of this path. If $i > j$ (resp. $i < j$), add to φ_ρ the clause containing only the literal $x_{i,j}$ (resp. $\overline{x_{i,j}}$). This clause plays the role of the constraint imposed by Equation 4.
 - For every type-1 leaf v of S with neighbor $u \in X$, if $G[X \cup B]$ contains both an increasing path from u to z , and a decreasing path from u to z , let e_j (resp. e_ℓ) be the last edge of this increasing (resp. decreasing) path. Now the goal is to add to φ_ρ the clause playing the role of the disjunctive constraint imposed by Equation 5. But since the variables $x_{i,j}$ of φ_ρ are only defined for $i < j$, we need to distinguish several cases:
 - * If $i < \min\{j, \ell\}$, then add to φ_ρ the clause $(\overline{x_{i,j}} \vee x_{i,\ell})$.

- * If $j < i < \ell$, then add to φ_ρ the clause $(x_{j,i} \vee x_{i,\ell})$.
- * If $\ell < i < j$, then add to φ_ρ the clause $(\overline{x_{i,j}} \vee \overline{x_{\ell,i}})$.
- * If $i > \max\{j, \ell\}$, then add to φ_ρ the clause $(x_{j,i} \vee \overline{x_{\ell,i}})$.

Note that, for a type-1 leaf v , if at least one of the increasing and decreasing paths in $G[X \cup B]$ from u to z is missing, then we do not add any clause to φ_ρ . This makes sense, since if one of these paths is missing, it already yields a safe way to choose the direction of growth of the 2-edge path from s to u .

Guaranteeing the transitivity of the obtained labeling relation. Before completing the definition of the 2-SAT formula φ_ρ , we need to address the following issue. Recall that our goal is to extract, from a satisfying assignment of φ_ρ , a good standard labeling relation rel_ρ of G that extends ρ . Note that a labeling relation, defined on pairs of edges of G , is required to satisfy the transitivity property, which is equivalent to saying that the metric on $E(G)$ defined by the growth of labels needs to satisfy the triangle inequality. But, how is it guaranteed that the given assignment of the variables of rel_ρ indeed implies that the corresponding labeling satisfies the triangle inequality? A priori, the clauses that we added so far to φ_ρ do not prevent the possibility that there exist three indices $i < j < \ell$ such that the corresponding variables are assigned the values

$$x_{i,j} = x_{j,\ell} = 1 \quad \text{and} \quad x_{i,\ell} = 0. \quad (7)$$

If we have an assignment satisfying Equation 7, then clearly we will *not* be able to extract a labeling relation from it, since it reads as ‘the label of the i -th edge is strictly greater than the label of the j -th edge, which is strictly greater than the label of the ℓ -th edge, but the label of the i -th edge is strictly smaller than the label of the ℓ -th edge’. Clearly, the other problematic assignment involving indices i, j, ℓ is

$$x_{i,j} = x_{j,\ell} = 0 \quad \text{and} \quad x_{i,\ell} = 1. \quad (8)$$

A possible solution to this issue is to prevent “by hand” the assignments of Equation 7 and Equation 8. This could be done by adding, for every three indices $i < j < \ell$, the following two clauses to φ_ρ :

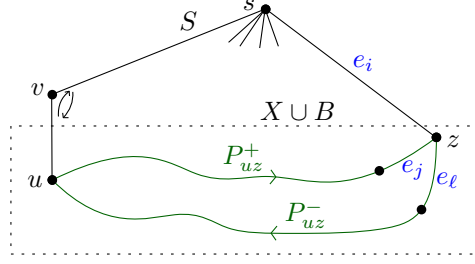
$$(\overline{x_{i,j}} \vee \overline{x_{j,\ell}} \vee x_{i,\ell}) \wedge (x_{i,j} \vee x_{j,\ell} \vee \overline{x_{i,\ell}}). \quad (9)$$

Note that the first (resp. second) clause above prevents the assignment from Equation 7 (resp. Equation 8). Of course, the problem of this approach is that the clauses in Equation 9 involve three variables, which would result in a 3-SAT formula instead of a 2-SAT formula, as we need for being able to solve the satisfiability problem in polynomial time.

Fortunately, we can still impose the constraints of Equation 9 by using clauses containing only two variables. The idea is the following: in order to guarantee the transitivity of the obtained labeling relation, we do not need to add the clauses of Equation 9 for every triple $i < j < \ell$, but only for those that are bound by some of the clauses added so far to φ_ρ corresponding to type-1 leaves of 1-interesting stars. Indeed, if there is no constraint at all among the pairs of indices of two variables $x_{i,j}$ and $x_{\ell,t}$, then we can choose any assignment for the variables $x_{a,b}$, with $a \in \{i, j\}$ and $b \in \{\ell, t\}$, so that the transitivity clauses of Equation 9 are satisfied.

Thus, let us focus on these problematic clauses, namely those corresponding to a type-1 leaf v of a 1-interesting star S of $G \setminus X$ as depicted in Figure 8 (which is a simplified version of Figure 7(b) using the current notation), where assuming without loss of generality that

$i < j < \ell$, the clause $(\overline{x_{i,j}} \vee x_{i,\ell})$ has been added to φ_ρ . This clause $(\overline{x_{i,j}} \vee x_{i,\ell})$ involves three indices i, j, ℓ , so we do need to add to φ_ρ the clauses in Equation 9 for guaranteeing the transitivity of the corresponding labeling relation. The crucial observation is that, since both edges e_j and e_ℓ belong to $E(G[X \cup B])$, the value of $x_{j,\ell}$ has been already fixed by the guess of ρ , which reduces the arity of the clauses in Equation 9 from three to two. Indeed, if $x_{j,\ell} = 1$, then the clauses of Equation 9 boil down to the single clause $(\overline{x_{i,j}} \vee x_{i,\ell})$ involving only two variables, while if $x_{j,\ell} = 0$, then the clauses of Equation 9 boil down to $(x_{i,j} \vee \overline{x_{i,\ell}})$. Note that, in the former case, the newly added clause is redundant, since $(\overline{x_{i,j}} \vee x_{i,\ell})$ had been already added to φ_ρ .



■ **Figure 8** Assuming that $i < j < \ell$, the clause $(\overline{x_{i,j}} \vee x_{i,\ell})$ has been added to φ_ρ . For guaranteeing transitivity, if $x_{j,\ell} = 0$ according to ρ , we add to φ_ρ the clause $(x_{i,j} \vee \overline{x_{i,\ell}})$.

Thus, for guaranteeing the transitivity of the obtained labeling relation, it is enough, every time that we add to φ_ρ a clause corresponding to a leaf of a 1-interesting star, to add as well the clause described above (which is also described in the caption of Figure 8). We call these newly added clauses the *transitivity clauses* of φ_ρ .

This completes the construction of the 2-SAT formula φ_ρ .

Equivalence between admitting a gel and satisfying the 2-SAT formula. We now prove that the satisfiability of φ_ρ indeed corresponds to the existence of a good standard labeling relation of G that extends ρ .

► **Lemma 5.8.** *G admits a good standard labeling relation rel_ρ that extends ρ if and only if the 2-SAT formula φ_ρ is satisfiable.*

Proof. Suppose first that G admits a good standard labeling relation rel_ρ that extends ρ , and we proceed to define an assignment α of the variables occurring in φ_ρ that satisfies all its clauses.

For every pair of edges $e_i, e_j \in E(G[X \cup B])$ with $i < j$ (that is, pairs of edges for which rel_ρ is already fixed), if $\text{rel}_\rho(e_i, e_j) = 1$ (resp. $\text{rel}_\rho(e_i, e_j) = 2$), then we set $\alpha(x_{i,j}) = 1$ (resp. $\alpha(x_{i,j}) = 0$). Clearly, the clauses of φ_ρ corresponding to the values fixed by ρ are satisfied by this assignment.

Consider now a 1-interesting star S of $G \setminus X$ with center s and neighbor $z \in X$, and suppose that, for some index $i \in [m]$, e_i is the edge between s and z .

Suppose first that v_1, v_2 is a pair of type-2 leaves of S with common neighbor $w \in X$. Since by hypothesis rel_ρ is a good standard labeling relation of G , $G[X \cup B]$ contains at most one increasing path (with respect to rel_ρ) from w to z . If this is indeed the case, let e_j be the last edge of this path. If $i > j$ (resp. $i < j$), then we set $\alpha(x_{i,j}) = 0$ (resp. $\alpha(x_{i,j}) = 1$). Symmetrically, $G[X \cup B]$ contains at most one decreasing path (with respect to rel_ρ) from w to z . If this is indeed the case, let e_j be the last edge of this path. If $i > j$ (resp. $i < j$),

then we set $\alpha(x_{i,j}) = 1$ (resp. $\alpha(x_{i,j}) = 0$). By definition of φ_ρ , it can be easily checked that the clauses corresponding to type-2 leaves are satisfied by this assignment.

Suppose now that v is a type-1 leaf v of S with neighbor $u \in X$. Again, since rel_ρ is a good standard labeling relation of G , $G[X \cup B]$ contains at most one increasing path (with respect to rel_ρ) from u to z , and at most one decreasing path from u to z . If both these paths exist, let e_j (resp. e_ℓ) be the last edge of this increasing (resp. decreasing) path. Since rel_ρ is good, necessarily $\text{rel}_\rho(e_i, e_j) = 2$ or $\text{rel}_\rho(e_i, e_\ell) = 1$ (or both); see Figure 8. Following the definition of the clauses added to φ_ρ , we distinguish several cases depending on the relative ordering of the indices i, j, ℓ , and we define the assignments of the variables involving i, j, ℓ (recall that a variable $x_{a,b}$ only exists in φ_ρ if $a < b$) as defined in Table 1, where the last row shows the clause of φ_ρ satisfied by the corresponding assignment, using the fact that $\text{rel}_\rho(e_i, e_j) = 2$ or $\text{rel}_\rho(e_i, e_\ell) = 1$ (or both).

relation \ order of i, j, ℓ	$i < \min\{j, \ell\}$	$j < i < \ell$	$\ell < i < j$	$i > \max\{j, \ell\}$
if $\text{rel}_\rho(e_i, e_j) = 1$, we define	$\alpha(x_{i,j}) = 1$	$\alpha(x_{j,i}) = 0$	$\alpha(x_{i,j}) = 1$	$\alpha(x_{j,i}) = 0$
if $\text{rel}_\rho(e_i, e_j) = 2$, we define	$\alpha(x_{i,j}) = 0$	$\alpha(x_{j,i}) = 1$	$\alpha(x_{i,j}) = 0$	$\alpha(x_{j,i}) = 1$
if $\text{rel}_\rho(e_i, e_\ell) = 1$, we define	$\alpha(x_{i,\ell}) = 1$	$\alpha(x_{i,\ell}) = 1$	$\alpha(x_{\ell,i}) = 0$	$\alpha(x_{\ell,i}) = 0$
if $\text{rel}_\rho(e_i, e_\ell) = 2$, we define	$\alpha(x_{i,\ell}) = 0$	$\alpha(x_{i,\ell}) = 0$	$\alpha(x_{\ell,i}) = 1$	$\alpha(x_{\ell,i}) = 1$
clause of φ_ρ satisfied by α	$(\overline{x_{i,j}} \vee x_{i,\ell})$	$(x_{j,i} \vee x_{i,\ell})$	$(\overline{x_{i,j}} \vee \overline{x_{\ell,i}})$	$(x_{j,i} \vee \overline{x_{\ell,i}})$

■ **Table 1** Assignment α of the variables involving indices $i, j, \ell \in [m]$ depending on their relative order and on the values of $\text{rel}_\rho(e_i, e_j)$ and $\text{rel}_\rho(e_i, e_\ell)$. The last row shows the clause of φ_ρ satisfied by the corresponding assignment, using the fact that, since rel_ρ is good, necessarily $\text{rel}_\rho(e_i, e_j) = 2$ or $\text{rel}_\rho(e_i, e_\ell) = 1$ (or both).

To complete the definition of the assignment α , we take its transitive closure, that is, for any three indices $i < j < \ell$, if $\alpha(x_{i,j}) = \alpha(x_{j,\ell}) = 1$, we set $\alpha(x_{i,\ell}) = 1$, and if $\alpha(x_{i,j}) = \alpha(x_{j,\ell}) = 0$, we set $\alpha(x_{i,\ell}) = 0$. Finally, we choose any value for the variables of φ_ρ that were not considered so far. This assignment satisfies the transitivity clauses of φ_ρ .

Conversely, suppose now that the 2-SAT formula φ_ρ described above is satisfiable, let α be a satisfying assignment of the variables, and we proceed to define from it a good standard labeling relation rel_ρ of G that extends ρ . By the symmetry of a labeling relation and the definition of a standard one, we only need to define the sets L_{small} and L_{big} that partition the set $L \subseteq E(G)$, and to define $\text{rel}_\rho(e_i, e_j)$ for indices $i, j \in [m]$ with $i < j$. Let us first define the latter. For any pair $i, j \in [m]$ with $i < j$, we define $\text{rel}_\rho(e_i, e_j) = 1$ if $\alpha(x_{i,j}) = 1$, and $\text{rel}_\rho(e_i, e_j) = 2$ otherwise. Note that, if both e_i and e_j belong to $E(G[X \cup B])$, then the definition of φ_ρ implies that $\text{rel}_\rho(e_i, e_j)$ indeed coincides with ρ .

Let us now define the partition of L into L_{small} and L_{big} . To this end, let S be a 1-interesting star of $G \setminus X$ with center s , and let $z \in X$ be the neighbor of s . Consider first a pair v_1, v_2 of type-2 leaves of S with common neighbor $w \in X$; see Figure 7(b). Then we add the edges sv_1 and wv_2 to L_{small} , and the edges sv_2 and wv_1 to L_{big} . Consider now a type-1 leaf v of S with neighbor $u \in X$; see Figure 8. Since we can assume that rel_ρ restricted to $G[X \cup B]$ is good (as otherwise, this choice of ρ can be discarded), $G[X \cup B]$ contains at most one increasing path (according to rel_ρ) P_{uz}^+ from u to z , and at most one decreasing path (according to rel_ρ) P_{uz}^- from u to z . If at least one of the paths is missing, we add arbitrarily one of the edges sv and vu into L_{small} , and the other one into L_{big} . If both paths P_{uz}^+ and P_{uz}^- exist, let e_j (resp. e_ℓ) be the edge of P_{uz}^+ (resp. P_{uz}^-) incident with z . Then the clauses that we added to φ_ρ (inspired by Equation 5) imply that $\text{rel}_\rho(e_i, e_j) = 2$, or $\text{rel}_\rho(e_i, e_\ell) = 1$, or both. If both hold, we add arbitrarily one of the edges sv and vu into

L_{small} , and the other one into L_{big} . If only $\text{rel}_\rho(e_i, e_j) = 2$ holds, we add sv into L_{small} and vu into L_{big} . Finally, if only $\text{rel}_\rho(e_i, e_\ell) = 1$ holds, we add sv into L_{big} and vu into L_{small} . This completes the definition of rel_ρ .

By construction, it is easy to verify that rel_ρ is a standard labeling relation of G that extends ρ . To show that it is good, by [Observation 5.6](#), it is equivalent to prove that every cycle C of G admits at least two local minima (with respect to rel_ρ). The remaining of the proof uses arguments similar to those used in the proof of [Lemma 5.7](#), and we omit it here (for completeness, it can be found in the extended full version of the paper available online [\[14\]](#)). ◀

Wrapping up the algorithm. We finally have all the ingredients to formally state our algorithm in [Algorithm 1](#), where we include comments that justify each of the steps.

■ **Algorithm 1** FPT algorithm for GEL parameterized by the size of a star-forest modulator.

Input : An n -vertex graph and a star-forest modulator $X \subseteq V(G)$ with $|X| \leq k$.

Output : A gel of G , if it exists, or the report that G is bad.

- 1 Apply [Rules 4.1, 4.2, and 4.3](#) exhaustively, in any order.
 /* Every star in $G \setminus X$ is well-behaved ([Claim 5.2](#)) */
 - /* $G \setminus X$ contains at most k^2 boring stars ([Claim 5.3](#)) */
 - 2 If $G \setminus X$ contains a 0-interesting star, apply [Rule 5.1](#) and delete it.
 /* The above line is safe by [Claim 5.4](#) */
 - /* By [Lemma 5.5](#) and [Lemma 5.7](#), we focus on deciding whether G admits
 a good standard labeling relation */
 - 3 Guess all possible $2^{\mathcal{O}(k^4 \log k)}$ good standard labeling relations ρ of $G[X \cup B]$.
 - 4 For each such a ρ , build the corresponding 2-SAT formula φ_ρ .
 - 5 If for some ρ , φ_ρ is satisfiable, output the corresponding gel of G .
 - 6 Otherwise, report that G is bad.
 /* The above two lines are correct by [Lemma 5.8](#) */
-

The correctness of [Algorithm 1](#) is justified by the corresponding claims and lemmas. Note that, in [line 5](#), we can indeed output the corresponding gel of G . Indeed, suppose that φ_ρ is satisfiable for some ρ . Then, following the proof of [Lemma 5.8](#), the satisfying assignment of φ_ρ allows to construct in polynomial time a good standard labeling relation rel_ρ of G that extends ρ . Given rel_ρ , we can construct in polynomial the corresponding good edge-labeling of G as explained above [Lemma 5.5](#) (as used in its proof).

As for the claimed running time, all steps of [Algorithm 1](#) run in polynomial time except the guess of ρ in [line 3](#). Since by [Equation 6](#) we have that $|E(G[X \cup B])| = \mathcal{O}(k^4)$, and guessing ρ is equivalent to guessing a linear ordering of $E(G[X \cup B])$, there are indeed $2^{\mathcal{O}(k^4 \log k)}$ possible guesses.

The proof of [Theorem 5.1](#) is now complete.

Possible simplification of the algorithm. To conclude this section, we would like to mention that the above algorithm can be substantially simplified by considering the following observation, which we explain reusing [Figure 7\(b\)](#). Let us start by focusing on type-2 leaves, that is, on the red paths between w and z , namely P_{wz}^+ that increases from w to z , and P_{wz}^- that increases from z to w . In the discussion about 1-interesting starts below [Figure 7](#), we argued that λ_s needs to satisfy two inequalities with respect to λ_w^+ and λ_w^- , namely that

$\lambda_w^+ > \lambda_s$ (cf. Equation 3) and that $\lambda_w^- < \lambda_s$ (cf. Equation 4). The simplification is obtained by analyzing the relation between λ_w^+ and λ_w^- . Namely, suppose that $\lambda_w^- \geq \lambda_w^+$. In that case, it can be easily verified that the cycle enclosed by the union of P_{wz}^+ and P_{wz}^- does not admit two local minima (or maxima), and therefore Observation 2.9 implies that the partial edge-labeling that we guessed in $G[X \cup B]$ is *not* good and can be safely discarded. Thus, we can always assume that $\lambda_w^- < \lambda_w^+$, hence if we combine Equation 3 and Equation 4 into $\lambda_w^- < \lambda_s < \lambda_w^+$, it turns out that this constraint is always feasible. Therefore, in order to choose the label λ_s , in order to satisfy all the constraints imposed by the different type-2 leaves with a common neighbor $w_i \in X$ (provided that no w_i is adjacent to z , as otherwise we would have a $K_{2,3}$), it suffices to verify that the common intersection of the intervals $[\lambda_{w_i}^-, \lambda_{w_i}^+]$ is non-empty, and we can choose λ_s as any number in that intersection.

Let us now focus on the more complicated case, namely on type-1 leaves of the considered star S , corresponding to vertices v and u illustrated in Figure 7(b). Similarly as above, if we consider the two green paths P_{uz}^+ and P_{uz}^- between u and z , we can safely assume that $\lambda_u^- < \lambda_u^+$, as otherwise the guessed partial edge-labeling is *not* good. Then, the disjunctive constraint given by Equation 5 boils down to $\lambda_u^- < \lambda_s < \lambda_u^+$ (that is, there is no disjunction anymore), which gives us a constraint on the choice of λ_s that is always feasible, and we can deal with the joint constraints given by the different type-1 leaves as we did above (namely, verifying that the corresponding intervals have a non-empty intersection).

Summarizing, in Algorithm 1, for each of the guessed good edge-labelings of $G[X \cup B]$ (no need to translate them into good standard labeling relations, we can just guess a linear ordering of the edges), we can just verify whether it can be extended to the whole graph by dealing with each star S *separately* as discussed above.

Nevertheless, we decided not to include this simplification in the formal description of the algorithm, as we think that the approach that we presented of using a 2-SAT formulation via labeling relations (in particular, guaranteeing their transitivity) is interesting by itself, and we hope that it will find further applications beyond the parameterization by the size of a star-forest modulator. Indeed, we believe that our approach is robust enough so that it has the potential to be applicable whenever we have disjunctive constraints in order to attribute labels, which is a seemingly non-trivial task.

6 FPT algorithms parameterized by treewidth and something else

In this section our goal is to solve the GEL problem parameterized by the treewidth of the input graph, denoted by tw , together with an additional parameter, by using dynamic programming (DP) algorithms. This additional parameter is c in Subsection 6.1 (thus, we solve c -GEL), and the maximum degree Δ of the input graph in Subsection 6.2. Both DP algorithms are quite similar. Hence, we present the one parameterized by $\text{tw} + c$ in full detail, and explain what changes for the one parameterized by $\text{tw} + \Delta$.

6.1 Treewidth and number of labels

When we consider as parameters both the treewidth tw of the input graph and the number c of distinct labels, the c -GEL problem can easily be expressed in MSOL (for completeness, such a formulation can be found in the extended full version of the paper available online [14]), and then the fact that it is FPT parameterized by $\text{tw} + c$ follows by Courcelle's theorem [9], but without an explicit parametric dependence, which is our contribution in this section.

Dynamic programming algorithm. In this section, we design a DP to solve the c -GEL problem. Note that we only do so for $c > 1$, since the case $c = 1$ trivially reduces to finding a cycle in the input graph.

► **Theorem 6.1.** *For $c > 1$, there is an algorithm that solves the c -GEL problem in time $c^{\mathcal{O}(\text{tw}^2)} \cdot n$ on n -vertex graphs of treewidth at most tw .*

To prove this, let us first give a few more definitions.

Bad cycles. We say that a cycle is *bad* if it has at most one local minimum. Note that, by Observation 2.9, an edge-labeling is good if and only if it induces no bad cycle.

Local extrema in walks. A *walk* in G is a sequence $v_1 v_2 \dots v_p$ of not necessarily distinct vertices, such that any $v_i v_{i+1}$ is an edge for $i \in [p - 1]$. In particular, paths are walks where all vertices are distinct. Similarly to cycle, a *local minimum* (resp. *maximum*) in a walk (v_1, \dots, v_p) , with respect to λ , is a subwalk $P = (v_i, \dots, v_j)$ consisting of edges with the same label, such that the edges $v_{i-1} v_i$ and $v_j v_{j+1}$, if they exist, have labels strictly larger (resp. smaller) than that of P . Note that if all labels in a walk are constant, then the walk is both a local minimum and a local maximum. A *local extremum* is either a local minimum or a local maximum. A local extremum in the walk is said to be *internal* if it does not contain $v_1 v_2$ nor $v_{p-1} v_p$.

The idea for the DP is the following. We fix a nice tree decomposition $(T, \{B_x \mid x \in V(T)\})$ of G and, for each $x \in V(T)$, from the leaves to the root, we want to store all edge-labelings $\lambda : E(G) \rightarrow [c]$ such that there is no bad cycle in G_x for λ . Remember that G_x is the graph generated by set of all vertices in a bag that is a descendant of x in T and are not in B_x .

Of course, there are too many such labelings, so we only store signatures of such labelings with only the essential information. Hence, for $t \in V(T)$ and for a labeling λ , we only care about:

- the restriction of λ to $E(G[B_x])$, and
- the paths between vertices of B_x , and whose internal vertices are in G_x , that may potentially be contained in a bad cycle of G , with respect to λ .

Again, there are too many such paths, so we will assign a type to each path and keep track of each type of paths present for each pair u, v of vertices of B_x .

Types of paths. Given that a bad cycle has at most one local minimum and one local maximum, a subpath P of a bad cycle with endpoints u to v can be of five different types depending on its internal local extrema. Note that the endpoints always belong to a local extremum, but that it is not internal, and thus not taken into account. The possible types of P are the following (see Figure 9 for an illustration):

- **Type \emptyset :** It has no internal local extremum, or
- **Type m:** It has one internal local minimum and no internal local maximum, or
- **Type M:** It has one internal local maximum and no internal local minimum, or
- **Type mM:** From u to v , it has one internal local minimum and one internal local maximum, in this order, or
- **Type Mm:** From u to v , it has one internal local maximum and one internal local minimum, in this order.

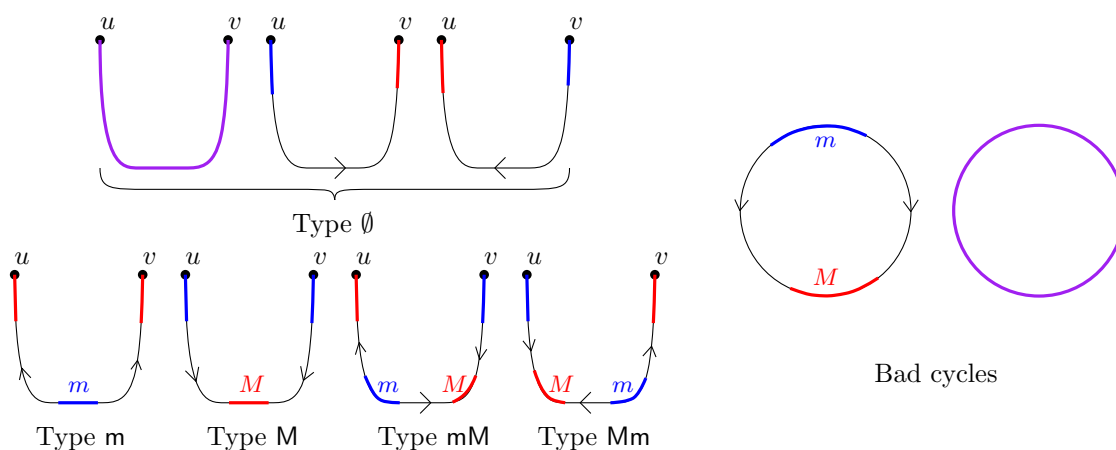


Figure 9 Types of paths that may be subpaths of a bad cycle. Local minima are represented in blue, and local maxima in red. The purple represent a subpath that is both a local minimum and a local maximum (which means that all labels are equal). Internal local minima (resp. maxima) are labeled m (resp. M). An arrow between a local minima and a local maxima represents the existence of an increasing path between them.

More generally, for any walk P in G from a vertex u to a vertex v , which may not be distinct, we classify it to have one of the types described above if it corresponds to the definition, and the **type good** otherwise, meaning that it has at least two internal local extrema that are either both minima or maxima, and thus cannot be a subpaths of a bad cycle.

Label-types of paths. More precisely, we will consider here label-types. The *label-type* of a path P in G from a vertex u to a vertex v with respect to λ is $l_1\tau l_2$, where $\tau \in \{\emptyset, m, M, mM, Mm, \text{good}\}$ is the type of P and l_1 (resp. l_2) is the label of the edge incident to u (resp. v).

Partial-order of types. We define a partial-order \leq on types of paths as follows. Given two types $\tau, \tau' \in \{\emptyset, m, M, mM, Mm, \text{good}\}$, we say that $\tau \leq \tau'$ if and only if τ is a substring of τ' or $\tau' = \text{good}$. In other words, $\emptyset \leq \{m, M\} \leq \{mM, Mm\} \leq \text{good}$. This partial order is extended to label-types by saying that $l_1\tau l_2 \leq l'_1\tau' l'_2$ if and only if $l_i = l'_i$ for $i \in [2]$ and $\tau \leq \tau'$.

We do so because we can observe the following.

► **Observation 6.2.** *Let G be a graph, λ be an edge-labeling of G , C be a bad cycle in G with respect to λ , and P be a subpath of C from a vertex u to a vertex v of label-type $l_1\tau l_2$. Then, for any type $\tau' \leq \tau$, and for any path P' from u to v of label-type $l_1\tau' l_2$ that is internally vertex-disjoint from C , the cycle C' obtained from C by replacing P with P' is also bad.*

Hence, for $x \in V(T)$ and for any $u, v \in B_x$, what we will store instead of every (u, v) -path that may be a subpath of a bad cycle, is every label-type of a (u, v) -path, or precisely, the minimal such label-types, since by **Observation 6.2**, they are enough to detect bad cycles.

Signature of a labeling. Let λ be an edge-labeling of G and x be a node of T . Let $\lambda_x : E(G[B_x]) \rightarrow [c]$ be the restriction of λ to B_x . For $(u, v) \in B_x^2$ with u, v distinct (resp. $u = v$), let $F_x^{u,v}$ be the set of label-types of the (u, v) -paths whose internal vertices are in G_x (resp. cycles containing v and whose other vertices are in G_x). We stress that the paths

that we consider do not contain any edge of $E(G[B_x])$, which simplifies the DP. Let f_x be the function that maps each pair $(u, v) \in B_x^2$ to the minimal elements of $F_x^{u,v}$. Then, the *signature* of λ at the node x , denoted by sig_λ^x , is the pair (λ_x, f_x) .

From the partial-order on types, we can see that, for any $\mathcal{T} \subseteq \{\emptyset, \text{m}, \text{M}, \text{mM}, \text{Mm}, \text{good}\}$, there are at most two minimal elements in \mathcal{T} , and that a set of minimal elements must be one of the following: either $\{\tau\}$ for $\tau \in \{\emptyset, \text{m}, \text{M}, \text{mM}, \text{Mm}, \text{good}\}$, or $\{\text{m}, \text{M}\}$, or $\{\text{mM}, \text{Mm}\}$. There are therefore eight possible sets of minimal elements (six singletons, and two sets of size two), and since we have at most c^2 choices for the labels l_1, l_2 of a label-type $l_1\tau l_2$, for each pair (u, v) the function f_x can take up to $8c^2$ values. Thus, the number of distinct signatures is at most $c^{2w^2} \cdot (8c^2)^{2w^2}$.

Signature of a bag. Now, we define the *signature* of a vertex x of T , denoted by sig_x to be the set of all signatures sig_λ^x where $\lambda : E(G) \rightarrow [c]$ is such that there is no bad cycle in G_x . Given that we assume the root-bag B_r to be empty, the only possible signature in sig_r is the empty signature, that we denote by (\emptyset, \emptyset) . We have $(\emptyset, \emptyset) \in \text{sig}_r$ (which is equivalent to saying that $\text{sig}_r \neq \emptyset$) if and only if there is a labeling that induces no bad cycle in $G_r = G$, i.e., if and only if G admits a c -gel.

Let us show how to construct sig_x inductively from its children, if any.

6.1.1 Leaf bag

If B_x is a leaf bag, then we trivially have

$$\text{sig}_x = \{(\emptyset, \emptyset)\}.$$

6.1.2 Introduce bag

If B_x is an introduce bag, then there is an introduced vertex $v \in V(G)$ such that $B_x = B_y \cup \{v\}$, where y is the unique child of x in T . Let Λ be the set of at most c^{tw-1} distinct labelings of E_v , where E_v is the set of edges incident to v . Note that E_v is contained in $E(G[B_x])$. Let us prove that

$$\text{sig}_x = \{(\lambda_y \cup \ell, f'_y) \mid (\lambda_y, f_y) \in \text{sig}_y, \ell \in \Lambda\},$$

where $\lambda_y \cup \ell$ is the labeling of $G[B_x]$ that is equal to λ_y restricted to $G[B_y]$ and to ℓ restricted to E_v , and f'_y is equal to f_y on B_y^2 and equal to \emptyset on all (v, u) or (u, v) with $u \in B_x$. Note that $I := \{(\lambda_y \cup \ell, f'_y) \mid (\lambda_y, f_y) \in \text{sig}_y, \ell \in \Lambda\}$ can be constructed from sig_y in time $\mathcal{O}(c^{tw-1} \cdot |\text{sig}_y|)$. In the next two claims we prove that $\text{sig}_x = I$.

▷ **Claim 6.3.** $\text{sig}_x \subseteq I$.

Proof. Let $(\lambda_x, f_x) \in \text{sig}_x$. Then there is a labeling λ such that $\text{sig}_\lambda^x = (\lambda_x, f_x)$ and such that there is no bad cycle in G_x with respect to λ . Thus, $\text{sig}_\lambda^y = (\lambda_y, f_y) \in \text{sig}_y$. We have $E(G[B_x]) = E(G[B_y]) \cup E_v$. Therefore, $\lambda_x = \lambda_y \cup \ell$, where $\ell \in \Lambda$ is the restriction of λ to E_v . Additionally, $N_G(v) \cap V_x = \emptyset$ by the definition of tree decomposition and of G_x , so, for any $u \in B_x$, for any (u, v) -path or (v, u) -path P of G , P cannot have all its internal vertices in G_x . Therefore, any path between vertices of B_x whose internal vertices are in G_x is also a path between vertices of B_y whose internal vertices are in G_y . Therefore, $f_x = f'_y$, and thus $(\lambda_x, f_x) \in I$. ◀

▷ **Claim 6.4.** $\text{sig}_x \supseteq I$.

Proof. Let $(\lambda_y \cup \ell, f'_y) \in I$. Given that $(\lambda_y, f_y) \in \text{sig}_y$, there is a labeling λ' such that $\text{sig}_{\lambda'}^y = (\lambda_y, f_y)$ and such that there is no bad cycle in G_y with respect to λ' . Given that $v \notin V(G_x)$, we get that $G_x = G_y$ and there is also no bad cycle in G_x with respect to λ' ; so $\text{sig}_{\lambda'}^x \in \text{sig}_x$. But then, given that cycles in G_x do not use any edge of B_x , the same can be said of any other labeling whose restriction to G_x is the same as λ' . This is in particular the case of the labeling λ obtained from λ' by replacing the labels in E_v with the ones of ℓ . Hence, $\text{sig}_{\lambda}^x \in \text{sig}_x$. Additionally, any path between vertices of B_x whose internal vertices are in G_x is also a path between vertices of B_y whose internal vertices are in G_y , so $\text{sig}_{\lambda}^x = (\lambda_y \cup \ell, f'_y)$. Therefore, $I \subseteq \text{sig}_x$. ◀

6.1.3 Join bag

If B_x is a join bag, then $B_x = B_{y_1} = B_{y_2}$, where y_1 and y_2 are the unique children of x in T . Let us show that

$$\text{sig}_x = \{(\lambda_y, \min(f_{y_1} \cup f_{y_2})) \mid \forall i \in [2], (\lambda_{y_i}, f_{y_i}) \in \text{sig}_{y_i}\},$$

where $\min(f_{y_1} \cup f_{y_2})$ is the function that maps (u, v) to the minimum label-types of the union $f_{y_1}(u, v) \cup f_{y_2}(u, v)$. Note that $J := \{(\lambda_y, \min(f_{y_1} \cup f_{y_2})) \mid \forall i \in [2], (\lambda_{y_i}, f_{y_i}) \in \text{sig}_{y_i}\}$ can be constructed in time $\mathcal{O}(c^2 \text{tw}^2 \cdot |\text{sig}_{y_1}| \cdot |\text{sig}_{y_2}|)$: for each $i \in [2]$, for each $(\lambda_{y_i}, f_{y_i}) \in \text{sig}_{y_i}$, for each $(u, v) \in B_x^2$, for each $(l_1, l_2) \in [c]^2$, we take the minimum over the label-types in $f_{y_1}(u, v)$ and $f_{y_2}(u, v)$. In the next two claims we prove that $\text{sig}_x = J$.

▷ **Claim 6.5.** $\text{sig}_x \subseteq J$.

Proof. Let $(\lambda_x, f_x) \in \text{sig}_x$. Then there is a labeling λ such that $\text{sig}_{\lambda}^x = (\lambda_x, f_x)$ and such that there is no bad cycle in G_x with respect to λ . Thus, for $i \in [2]$, $\text{sig}_{\lambda}^{y_i} = (\lambda_{y_i}, f_{y_i}) \in \text{sig}_{y_i}$. Given that $E(G[B_x]) = E(G[B_{y_1}]) = E(G[B_{y_2}])$, it implies that $\lambda_x = \lambda_{y_1} = \lambda_{y_2}$. Additionally, G_x is the disjoint union of G_{y_1} and G_{y_2} , which implies that any path between vertices of B_x whose internal vertices are in G_x is a path between vertices of B_{y_i} whose internal vertices are in G_{y_i} for some $i \in [2]$. However, a label-type in $f_{y_1}(u, v)$ may be strictly smaller than a label-type in $f_{y_2}(u, v)$, or vice-versa, so we take the label-types in $f_x(u, v)$ to be the minimum label-types in the union of $f_{y_1}(u, v)$ and $f_{y_2}(u, v)$. Therefore, $f_x = \min(f_{y_1} \cup f_{y_2})$. Hence, $\text{sig}_x \subseteq J$. ◀

▷ **Claim 6.6.** $J \subseteq \text{sig}_x$.

Proof. Let $(\lambda_y, \min(f_{y_1} \cup f_{y_2})) \in J$. Then, for $i \in [2]$, there is a labeling λ_i of G such that $\text{sig}_{\lambda_i}^{y_i} = (\lambda_{y_i}, f_{y_i}) \in \text{sig}_{y_i}$. Let λ be a labeling of G that is equal to λ_y on $E(G[B_x])$, equal to λ_{y_1} on $E(V_{y_1} \cup B_{y_1}, V_{y_1})$, and equal to λ_{y_2} on $E(V_{y_2} \cup B_{y_2}, V_{y_2})$. We can do so because $E(G[B_x])$, $E(V_{y_1} \cup B_{y_1}, V_{y_1})$ and $E(V_{y_2} \cup B_{y_2}, V_{y_2})$ are disjoint. Any path between vertices of B_x whose internal vertices are in G_x is a path between vertices of B_{y_i} whose internal vertices are in G_{y_i} for some $i \in [2]$. Therefore, $\text{sig}_{\lambda}^x = (\lambda_y, \min(f_{y_1} \cup f_{y_2}))$. Given that G_x is the disjoint union of G_{y_1} and G_{y_2} and that there is no bad cycle in G_{y_i} with respect to λ_i , it implies that there is no bad cycle in G_x with respect to λ . Hence, $\text{sig}_x \supseteq J$. Therefore, $\text{sig}_{\lambda}^x \in \text{sig}_x$. ◀

6.1.4 Forget bag

If B_x is a forget bag, then there is a forgotten vertex $v \in V(G)$ such that $B_x = B_y \setminus \{v\}$, where y is the unique child of x in T . This case is the hardest one given that $G_x = G[V_y \cup \{v\}]$.

► **Observation 6.8.** For any labeling λ , if $\text{sig}_\lambda^y \in \text{sig}_y$, then λ induces no bad cycle in G_x if and only if $\text{sig}_\lambda^y \in \text{sig}'_y$.

New paths. Let λ be a labeling whose signature at y is (λ_y, f_y) and whose signature at x is (λ_x, f_x) . Let $u, w \in B_x$ and P be a (u, w) -path whose internal vertices are in G_x . Then either

- P is a path whose internal vertices are in G_y , or
- v is a vertex of P .

In the second case, P is composed of a (u, v) -path P_u and a (v, w) -path P_w such that P_u (resp. P_w) is either the edge uv (resp. vw), or a path whose internal vertices are in G_y . If P_u (resp. P_w) is an edge, then it has label-type $\ell\emptyset\ell$, where $\ell = \lambda(uv)$ (resp. $\ell = \lambda(vw)$). When $v \in V(P)$, observe that the label-type of P can easily be deduced from the label-types $l_1\tau l_2$ of P_u and $l'_1\tau' l'_2$ of P_w . For instance, if $\tau = \mathbf{m}$ and $\tau' = \mathbf{M}$, then the label-type of P is $l_1\mathbf{mM}l'_2$ if $l_2 \leq l'_1$, and $l_1\mathbf{good}l'_2$ if $l_2 > l'_1$ because then the edge incident to v in P_u (resp. P_w) belongs to a local maxima (resp. minima). We say that the label-type $l_1\tau^*l'_2$ of P is the *concatenation* of $l_1\tau l_2$ and $l'_1\tau' l'_2$. See Figure 10 for other examples of concatenations of label-types. Therefore, the signature of λ at y is enough to compute the label-type of P .

This gives us an idea of how to construct f_x from f_y . Let $L_{u,w}$ be the set of label-types that are either:

- in $f_y(u, w)$
- or obtained from the concatenation of
 - a label-type that is either in $f_y(u, v)$, or is the label-type of uv , if it is an edge, and
 - a label-type that is either in $f_y(v, w)$, or is the label-type of vw , if it is an edge.

Note that $L_{u,w}$ can be computed in time $\mathcal{O}(c^4)$. Then we define $f_y^2 : B_x^2 \rightarrow [c]^2 \times [8]$ to be the function that, to any pair $u, w \in B_x$, maps the minimal elements of $L_{u,w}$.

Let us prove the following.

▷ **Claim 6.9.** For any labeling λ with $\text{sig}_\lambda^x = (\lambda_x, f_x)$ and $\text{sig}_\lambda^y = (\lambda_y, f_y)$, we have $f_x = f_y^2$.

Proof. Let $u, w \in B_x$.

Let us first prove that $f_x(u, w) \subseteq L_{u,w}$. Let $\sigma \in f_x(u, w)$ be a label-type. Then there is a (u, w) -path P whose internal vertices are in G_x and whose label-type is σ . If the internal vertices of P are in G_y , then we claim that $\sigma \in f_y(u, w)$. Indeed, if that is not the case, then there is a (u, w) -path P' whose internal vertices are in G_y and whose label-type is $\sigma' < \sigma$. But then, given that $G_y \subseteq G_x$, $\sigma' \in f_x(u, w)$, a contradiction. So $\sigma \in f_y(u, w) \subseteq L_{u,w}$. Otherwise, v is a vertex of P . Thus, P is composed of a (u, v) -path P_u and a (v, w) -path P_w such that P_u (resp. P_w) is either the edge uv (resp. vw), or a path whose internal vertices are in G_y . If P_u is not an edge, let us show that the label-type σ_u of P_u is in $f_y(u, v)$. Assume that is not the case. Then there is a (u, v) -path P'_u whose internal vertices are in G_y and whose label-type is $\sigma'_u < \sigma_u$. The concatenation of P'_u and P_w is a walk W from u to w (since their internal vertices may intersect) whose label-type σ' is strictly smaller than σ . But then, there is a subwalk of W that is a path P' from u to w whose label-type σ'' is smaller than σ' . Therefore, $\sigma'' < \sigma$, contradicting the minimality of σ . Similarly, if P_w is not an edge, then the label-type σ_w of P_w is in $f_y(v, w)$. So $\sigma \in L_{u,w}$.

Let us now prove that, for each $\sigma \in f_y^2(u, w)$, there is a (u, w) -path P whose internal vertices are in G_x and whose label-type is σ . If $\sigma \in f_y(u, w)$, then there is a (u, w) -path P whose internal vertices are in G_y and whose label-type is σ . Given that $G_y \subseteq G_x$, we thus

have what we want. *Otherwise*, σ is the concatenation of σ_u and σ_w , where σ_u (resp. σ_w) is either the label-type of the edge uv (resp. vw) or belongs to $f_y(u, v)$ (resp. $f_y(v, w)$). Thus, there is P_u (resp. P_w) that is a (u, v) -path (resp. (v, w) -path) whose label-type is σ_u (resp. σ_w), and that is either the edge uv (resp. vw), or whose internal vertices are in G_y . If P_u and P_w are internally vertex-disjoint, then the concatenation of P_u and P_w is a (u, w) -path P whose label-type is σ . If P_u and P_w are not internally vertex-disjoint however, which may happen only when their internal vertices are in G_y , then their concatenation is a walk W from u to w . But then, there is a subwalk of W that is a (u, w) -path P which does not contain v , and thus whose internal vertices are in G_y . In particular, the label-type of P is $\sigma' \leq \sigma$. Then there is a label $\sigma'' \leq \sigma'$ that belongs to $f_y(u, w) \subseteq L(u, w)$. But then, given that $\sigma'' \leq \sigma$ and that $\sigma, \sigma'' \in L(u, w)$, we conclude by minimality of σ that $\sigma'' = \sigma' = \sigma$. Thus, P is a (u, w) -path whose internal vertices are in $G_y \subseteq G_x$ and whose label-type is σ .

We now prove that $f_x(u, w) \subseteq f_y^2(u, w)$. Let $\sigma \in f_x(u, w) \subseteq L(u, w)$. There is $\sigma' \leq \sigma$ such that $\sigma' \in f_y^2(u, w)$. Thus, there is a (u, w) -path P whose internal vertices are in G_x and whose label-type is σ . Hence, by minimality of σ , $\sigma = \sigma' \in f_y^2(u, w)$.

We finally prove that $f_x(u, w) \supseteq f_y^2(u, w)$. Let $\sigma \in f_y^2(u, w)$. Thus, there is a (u, w) -path P whose internal vertices are in G_x and whose label-type is σ . There is $\sigma' \leq \sigma$ such that $\sigma' \in f_x(u, w)$. Hence, by minimality of σ , $\sigma = \sigma' \in f_x(u, w)$. \blacktriangleleft

From Observation 6.7, Observation 6.8, and Claim 6.9, we immediately deduce that

$$\text{sig}_x = \{(\lambda_y|_{E(G[B_y]) \setminus E_v}, f_y^2) \mid (\lambda_y, f_y) \in \text{sig}'_y\}.$$

Note that $\{(\lambda_y|_{E(G[B_y]) \setminus E_v}, f_y^2) \mid (\lambda_y, f_y) \in \text{sig}'_y\}$ can be obtained in time $\mathcal{O}(\text{tw}^2 \cdot c^4 \cdot |\text{sig}_y|)$.

6.1.5 Complexity

As said above, the number of distinct signatures is at most $c^{\text{tw}^2} \cdot (8c^2)^{\text{tw}^2}$. Given that we can assume the nice tree decomposition to have $\mathcal{O}(n)$ nodes, the operations on a leaf bag, introduce bag, join bag, and forget bag take respectively time $\mathcal{O}(1)$, $\mathcal{O}(c^{\text{tw}-1} \cdot |\text{sig}_y|)$, $\mathcal{O}(c^2 \text{tw}^2 \cdot |\text{sig}_{y_1}| \cdot |\text{sig}_{y_2}|)$, and $\mathcal{O}(\text{tw}^2 \cdot c^4 \cdot |\text{sig}_y|)$, we conclude that the DP solves c -GEL on G in time $c^{\mathcal{O}(\text{tw}^2)} \cdot n$.

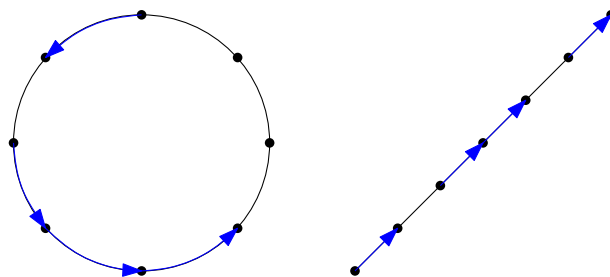
Note that, using standard backtracking techniques, a c -gel can be computed within the same running time.

6.2 Treewidth and maximum degree

Let us first note that, in contrast to Subsection 6.1, it is not evident how to express the GEL problem in MSOL when parameterized by treewidth and the maximum degree (instead of the number of distinct labels). We define MINIMUM GEL as the problem of, given an input graph G , finding the minimum $c \in \mathbb{N}$ such that G is c -good. We now wish to design a DP to prove the following.

► **Theorem 6.10.** *There is an algorithm that solves MINIMUM GEL in time $2^{\mathcal{O}(\text{tw}\Delta^2 + \text{tw}^2 \log \Delta)}$ on n -vertex graphs of maximum degree Δ and of treewidth at most tw .*

The idea is actually very similar to the one for Theorem 6.1. We fix a nice tree decomposition $(T, \{B_x \mid x \in V(T)\})$ of G . For each vertex x of T , we store the signature of the labelings λ of G that do not induce a bad cycle in G_x . However, contrary to before, we do not have a bound on the number of values taken by λ . Therefore, we cannot use the same signature as in Theorem 6.1.



■ **Figure 11** A partial dicycle and a partial dipath of order 5.

To get around this problem, instead of labelings, we shall consider a partial orientation of the line graph of G (see Subsubsection 6.2.1). Indeed, we prove that a graph admits a gel if and only if its line graph admits a "good" partial orientation (Corollary 6.14). The signature of a partial orientation at a node x is:

- the partial orientation of the line graph induced B_x and its neighbours in G_x , and
- the minimal "degree-type" of (u, v) -paths for $(u, v) \in B_x^2$ whose internal vertices are in G_x .

Here, the degree-type is similar to the label-type, but instead of storing the label l_1 and l_2 of the extremal edges e_1 and e_2 , we store e_1 and e_2 directly.

Then, the signature of the bag of the node x is essentially the set of signature of partial orientations whose restriction to G_x is good.

6.2.1 Line graph

Line graphs. Let G be a graph. The *line graph* of G is the graph L with vertex set $E(G)$ and such that, for $e, f \in E(G)$, $ef \in E(L)$ if and only if e and f have a common endpoint. Note that the line graph of a cycle is a cycle of same length.

Partial orientations. Let G be a graph. A *partial orientation* O of G is a set of couples of vertices (u, v) of G such that $uv \in E(G)$ and $(v, u) \notin O$. For $uv \in E(G)$ such that $(u, v), (v, u) \notin O$, we say that the edge uv is *not oriented*. Otherwise, we say that uv is *oriented*. A *source* (resp. *sink*) in (G, O) is an induced subgraph H of G whose edges are not oriented and such that, for each edge $uv \in E(G)$ such that $u \in V(H)$ and $v \notin V(H)$, $(u, v) \in O$ (resp. $(v, u) \in O$). A *partial dicycle* in (G, O) is a cycle C of G such that (C, O') has no source nor sink, where O' is the restriction of O to C , that is, it has at least one oriented edge, and all the oriented edges go in the same direction according to a cyclic ordering of its vertices. Note that a partial dicycle may have edges that are not oriented, but that a cycle with no oriented edges is not a partial dicycle. A partial orientation O of G is said to be *transitive* if (G, O) has no partial dicycle. We use this term by analogy with the transitivity of labeling relations. A *partial dipath* in (G, O) is a path $P = p_1, \dots, p_t$ such that, for $i \in [t - 1]$, either the edge $p_i p_{i+1}$ is not oriented, or $(p_i, p_{i+1}) \in O$. The *order* of P is the number of oriented edges plus one. See Figure 11 for an illustration of a partial dicycle and a partial dipath.

Good partial orientation of a line graph. Let G be a graph and L be its line graph. Let O be a partial orientation of L . O is said to be *good* if it is transitive and, for every cycle C of G , the corresponding cycle in L has at least two sources, or at least two sinks.

► **Observation 6.11.** *If (L, O) admits a partial dicycle, then either there is a cycle of G whose edges induce a partial dicycle of (L, O) , or there is a vertex v of G and three edges adjacent to v that induce a partial dicycle of (L, O) .*

Therefore, O is good if and only if:

- for any cycle C of G , the corresponding cycle in L has at least two sources and
- for any vertex v of G , there are no three edges adjacent to v that induce a partial dicycle of (L, O) .

From labelings to orientations. Let G be a graph, λ be a gel of G , and L be the line graph of G . We set O_λ to be the partial orientation of L such that $(e, f) \in O_\lambda$ if and only if $ef \in E(L)$ and $\lambda(e) < \lambda(f)$.

► **Lemma 6.12.** *Let G be a graph, λ be a c -gel of G , and L be the line graph of G . Then O_λ is good and the partial dipaths of (L, O_λ) have order at most c .*

Proof. Let C be a partial dicycle in L with vertices c_1, \dots, c_p . Given that a partial dicycle has at least one oriented edge, we can assume without loss of generality that $(c_1, c_2) \in O_\lambda$. Then, by definition, $\lambda(c_1) < \lambda(c_2) \leq \dots \leq \lambda(c_p) \leq \lambda(c_1)$. This is not possible, so O_λ is transitive.

Let C be a cycle of G and C' be the corresponding cycle in L . As λ is a c -gel, by Observation 2.9, C has at least two local minima. By definition of O_λ , the edges of a local minimum of C are vertices of a source of C' . Therefore, C' has two sources. So O_λ is good.

If a partial dipath P of (L, O) with vertex set p_1, \dots, p_t has order d , then there are indices $i_1 < \dots < i_d$ such that $\lambda(p_{i_1}) < \dots < \lambda(p_{i_d})$. Given that λ takes its values in $[c]$, we conclude that the partial dipaths of (L, O_λ) have order at most c . ◀

From orientations to labelings. Let G be a graph, L be the line graph of G , and O be a transitive partial orientation of L . Let c be the maximum order of a partial dipath in (L, O) . We set $\lambda_O : E(G) \rightarrow [c]$ to be the edge-labeling of G obtained as follows. Let $L_0 := L$ and $O_0 := O$. For $i \in [c]$ in an increasing order, we do the following. Let E_i be the set of $e \in V(L_{i-1})$ that belong to a source of (L_{i-1}, O_{i-1}) . For $e \in E_i$, we set $\lambda_O(e) = i$. Then, we set $L_i := L_{i-1} \setminus E_i$ and O_i to be the restriction of O_{i-1} to L_i . Given that a maximal partial dipath goes from a source to a sink, the maximum order of a path in (L_i, O_i) is $c - i$. Hence, L_{c-1} has partial dipaths of order at most one, that is, no oriented edges, and thus L_c is the empty graph. Therefore, λ_O is indeed a labeling of G taking its values in $[c]$.

► **Lemma 6.13.** *Let G be a graph, L be the line graph of G , and O be a good partial orientation of L . Then, λ_O is gel of G . Moreover, if c is the maximum order of a partial dipath in (L, O) , then λ_O is c -gel.*

Proof. Let C be a cycle in G . Let C' be the corresponding cycle in L . C' has at least two sources with respect to O , which equivalently means that C has at least two local minima, where the vertices of a source in C' are the edges of a local minimum in C . ◀

► **Corollary 6.14.** *A graph G admits a c -gel if and only if its line graph admits a good partial orientation whose partial dipaths have order at most c .*

6.2.2 Dynamic program

The DP is now basically the same as in Subsection 6.1 but here we exchange labelings with partial orientation of the line graph, since they are equivalent by, and label-types with degree-types, that is, we remember the first and last edges of paths instead of their label. We can afford to do so given that the degree of the graph is bounded by Δ .

Degree-types of paths. Since the number of labels may be unbounded, so is the number of label-types. Instead, we consider degree-types. Let G be a graph, $u, v \in V(G)$, P be a path from u to v and O be a partial orientation of the line graph of G . Then the *degree-type* of P is $e_1\tau e_2$, where e_1 (resp. e_2) is the edge of P adjacent to u (resp. v) and $\tau \in \{\emptyset, m, M, mM, Mm\}$ is the type of P with respect to O , i.e. with respect to λ_O .

Again, we say that $e_1\tau e_2 \leq e'_1\tau'e'_2$ if and only if $e_1 = e'_1$, $e_2 = e'_2$, and $\tau \leq \tau'$. Note that Observation 6.2 still holds when taking the degree-type instead of the label-type.

Signature of a partial orientation. Let O be a partial orientation of the line graph of G and x be a node of T . Let F_x be the graph with vertex set the union of B_x and its neighbors in G_x , and with edge set the edges with one endpoint in B_x and the other in $B_x \cup V_x$. Let O_x be the restriction of O to the line graph of F_x . For $(u, v) \in B_x^2$, let $F_x^{u,v}$ be the set of degree-types, with respect to O , of the (u, v) -paths whose internal vertices are in G_x . Let f_x be the function that maps each pair $(u, v) \in B_x^2$ to the minimal elements of $F_x^{u,v}$. Then the *signature* of O at x , denoted by sig_O^x , is the pair (O_x, f_x) .

Given that F_x has $\text{tw} \cdot \Delta$ edges, and that each of them is incident to at most 2Δ other edges, there are $\text{tw} \cdot \Delta^2$ edges in the line graph of F_x . Therefore, there are $3^{\text{tw} \cdot \Delta^2}$ choices for O_x . Additionally, there are again eight possible sets of minimal elements, so there are $(8\Delta^2)^{\text{tw}^2}$ choices for f_x . Therefore, there are at most $3^{\text{tw} \cdot \Delta^2} \cdot (8\Delta^2)^{\text{tw}^2}$ distinct signatures.

Signature of a bag. Now, the *signature* of a vertex x of T , denoted by $\bar{\text{sig}}_x$, is the set of all signatures sig_O^x where O is a partial orientation of the line graph of G such that:

- for any cycle C of G_x , the corresponding cycle in the line graph of G_x has at least two sources and
- for any vertex v of G_x , there are no three edges adjacent to v that induce a partial dicycle with respect to O .

Hence, for any partial orientation O at the root r of T whose signature is in $\bar{\text{sig}}_r$, O is a good partial orientation of G .

The forget, join, and introduction operations are almost exactly the same as in Subsection 6.1. Therefore, we describe how to obtain $\bar{\text{sig}}_x$ from its children for each vertex x of T , but without the formal proof, which is left as an exercise to the reader.

Leaf bag. If B_x is a leaf bag, then we trivially have

$$\bar{\text{sig}}_x = \{(\emptyset, \emptyset)\}.$$

Introduce bag. If B_x is an introduce bag, then there is an introduced vertex $v \in V(G)$ such that $B_x = B_y \cup \{v\}$, where y is the unique child of x in T . Let E_v be the set of vertices of B_x adjacent to v . Given a partial orientation O_y on the line graph of F_y , we define D_{O_y} to be the set of all partial orientations O_x on the line graph of F_x whose restriction to the line graph of F_y is O_y . We can do so because $F_y = F_x \setminus E_v$. Given that the maximum degree

is Δ and that $|B_x| \leq \text{tw}$, we have $|E(F_x)| \leq \Delta \cdot \text{tw}$, and thus $|D_{O_y}| \leq 3^{\Delta^2 \cdot \text{tw}}$ (each edge of F_x is incident to at most 2Δ other edges).

Then

$$\bar{\text{sig}}_x = \{(O_x, f'_y) \mid (O_y, f_y) \in \bar{\text{sig}}_y, O_x \in D_{O_y}\},$$

where f'_y is equal to f_y on B_y^2 and equal to the \emptyset on all (v, u) or (u, v) with $u \in B_x$, and can be constructed from $\bar{\text{sig}}_y$ in time $\mathcal{O}(3^{\Delta^2 \cdot \text{tw}} \cdot |\bar{\text{sig}}_y|)$.

Join bag. If B_x is a join bag, then $B_x = B_{y_1} = B_{y_2}$, where y_1 and y_2 are the unique children of x in T . Then $\bar{\text{sig}}_x$ is equal to

$$\{(O_{y_1} \cup O_{y_2}, \min(f_{y_1} \cup f_{y_2})) \mid \forall i \in [2], (O_{y_i}, f_{y_i}) \in \bar{\text{sig}}_{y_i} \text{ and } O_{y_1} \cap E(G[B_x]) = O_{y_2} \cap E(G[B_x])\},$$

where $\min(f_{y_1} \cup f_{y_2})$ is defined as in Subsection 6.1, and can be constructed in time $\mathcal{O}(\Delta^2 \cdot \text{tw}^2 \cdot |\bar{\text{sig}}_{y_1}| \cdot |\bar{\text{sig}}_{y_2}|)$.

Forget bag. If B_x is a forget bag then there is an introduced vertex $v \in V(G)$ such that $B_x = B_y \cup \{v\}$, where y is the unique child of x in T .

Given $(O_y, f_y) \in \text{sig}_y$, let $O_y \setminus E_v$ denote the restriction of O_y to the line graph of $F_x = F_y \setminus E_v$.

As in Subsection 6.1, we need to reject some of the elements $(O_y, f_y) \in \bar{\text{sig}}_y$. Here, we want that there is a partial orientation O of the line graph of G whose restriction at node y is (O_y, f_y) and

1. for any cycle C of G_x , the corresponding cycle in the line graph of G_x has at least two sources and
2. for any vertex u of G_x , there are no three edges adjacent to u that induce a partial dicycle with respect to O .

By induction on y , given that $V_x = V_y \cup \{y\}$, it is enough for item (1) to check that for any cycle C of G_x intersecting v , the corresponding cycle in the line graph of G_x has at least two sources. Additionally, it is enough for item (2) to check that there are no three edges adjacent to v that induce a partial dicycle with respect to O . Hence, for item (1), as in Subsection 6.1, we reject the elements $(O_y, f_y) \in \bar{\text{sig}}_y$ such that $e_1 \tau e_2 \in f_y(v, v)$, where:

- $\tau \in \{\emptyset, \text{m}, \text{M}\}$, or
- $\tau = \text{mM}$ and $(e_2, e_1) \notin O_y$, or
- $\tau = \text{Mn}$ and $(e_1, e_2) \notin O_y$.

As for item (2), we reject the elements $(O_y, f_y) \in \bar{\text{sig}}_y$ such that there are three edges e_1, e_2, e_3 adjacent to v such that $(e_1, e_2) \in O_y$, $(e_3, e_2) \notin O_y$, and $(e_1, e_3) \notin O_y$. Then let $\bar{\text{sig}}'_y$ be the set of unrejected elements of $\bar{\text{sig}}_y$.

Finally, we define f_y^2 as in Subsection 6.1, but with degree-types instead of label-types. Then

$$\bar{\text{sig}}_x = \{(O_y \setminus E_v, f_y^2) \mid (O_y, f_y) \in \bar{\text{sig}}'_y\},$$

and can be computed in time $\mathcal{O}(\text{tw}^2 \cdot \Delta^4 \cdot |\bar{\text{sig}}'_y|)$.

Complexity. Given that the number of distinct signatures is at most $3^{\text{tw} \cdot \Delta^2} \cdot (8\Delta^2)^{\text{tw}^2}$, the running time is thus $2^{\mathcal{O}(\text{tw} \Delta^2 + \text{tw}^2 \log \Delta)} \cdot n$.

Acknowledgement. We would like to thank the reviewers for helpful and thorough comments that improved the presentation of the manuscript.

References

- 1 Júlio Araújo, Nathann Cohen, Frédéric Giroire, and Frédéric Havet. Good edge-labelling of graphs. *Discrete Applied Mathematics*, 160(18):2502–2513, 2012. doi:10.1016/J.DAM.2011.07.021.
- 2 Kenneth A Berman. Vulnerability of scheduled networks and a generalization of Menger’s theorem. *Networks*, 28(3):125–134, 1996. doi:10.1002/(SICI)1097-0037(199610)28:3<125::AID-NET1>3.0.CO;2-P.
- 3 Jean-Claude Bermond, Michel Cosnard, and Stéphane Pérennes. Directed acyclic graphs with the unique dipath property. *Theoretical Computer Science*, 504:5–11, 2013. doi:10.1016/J.TCS.2012.06.015.
- 4 Michel Bode, Babak Farzad, and Dirk Oliver Theis. Good edge-labelings and graphs with girth at least five. *CoRR*, abs/1109.1125, 2011. arXiv:1109.1125.
- 5 Hans L. Bodlaender, Bart M. P. Jansen, and Stefan Kratsch. Kernel Bounds for Structural Parameterizations of Pathwidth. In *Proc. of the 13th Scandinavian Symposium and Workshops on Algorithm Theory (SWAT)*, volume 7357 of *LNCS*, pages 352–363, 2012. doi:10.1007/978-3-642-31155-0_31.
- 6 Arnaud Casteigts, Timothée Corsini, and Writika Sarkar. Simple, strict, proper, happy: A study of reachability in temporal graphs. *Theoretical Computer Science*, 991:114434, 2024. doi:10.1016/J.TCS.2024.114434.
- 7 Esteban Christiann, Eric Sanlaville, and Jason Schoeters. On Inefficiently Connecting Temporal Networks. In *Proc. of the 3rd Symposium on Algorithmic Foundations of Dynamic Networks (SAND)*, volume 292 of *Leibniz International Proceedings in Informatics (LIPIcs)*, pages 8:1–8:19, Dagstuhl, Germany, 2024. Schloss Dagstuhl – Leibniz-Zentrum für Informatik. doi:10.4230/LIPIcs.SAND.2024.8.
- 8 Isnard Lopes Costa, Raul Lopes, Andrea Marino, and Ana Silva. On computing large temporal (unilateral) connected components. *Journal of Computer and System Sciences*, 144:103548, 2024. doi:10.1016/j.jcss.2024.103548.
- 9 Bruno Courcelle. The Monadic Second-Order Logic of Graphs. I. Recognizable Sets of Finite Graphs. *Information and Computation*, 85(1):12–75, 1990. doi:10.1016/0890-5401(90)90043-H.
- 10 Marek Cygan, Fedor V. Fomin, Lukasz Kowalik, Daniel Lokshtanov, Dániel Marx, Marcin Pilipczuk, Michal Pilipczuk, and Saket Saurabh. *Parameterized Algorithms*. Springer, 2015. doi:10.1007/978-3-319-21275-3.
- 11 Andreas Darmann and Janosch Döcker. On a simple hard variant of Not-All-Equal 3-Sat. *Theoretical Computer Science*, 815:147–152, 2020. doi:10.1016/j.tcs.2020.02.010.
- 12 Bireswar Das, Murali Krishna Enduri, Masashi Kiyomi, Neeldhara Misra, Yota Otachi, I. Vinod Reddy, and Shunya Yoshimura. On structural parameterizations of firefighting. *Theoretical Computer Science*, 782:79–90, 2019. doi:10.1016/J.TCS.2019.02.032.
- 13 Davi de Andrade, Júlio Araújo, Allen Ibiapina, Andrea Marino, Jason Schoeters, and Ana Silva. Temporal cycle detection and acyclic temporization. *CoRR*, abs/2503.02694, 2025. To appear in the *Proc. of the 21st International Symposium on Algorithmics of Wireless Networks (ALGOWIN 2025)*. arXiv:2503.02694.
- 14 Davi de Andrade, Júlio Araújo, Laure Morelle, Ignasi Sau, and Ana Silva. On the parameterized complexity of computing good edge-labelings. *CoRR*, abs/2408.15181, 2024. arXiv:2408.15181.
- 15 Reinhard Diestel. *Graph Theory*. Springer-Verlag, Heidelberg, 5th edition, 2016.
- 16 Barbora Dohnalová, Jiří Kalvoda, Gaurav Kucheriya, and Sophie Spirkl. Orientations of graphs with at most one directed path between every pair of vertices. *CoRR*, abs/2407.18346, 2024. arXiv:2407.18346.
- 17 Rod G. Downey and Michael R. Fellows. *Fundamentals of Parameterized Complexity*. Texts in Computer Science. Springer, 2013.

- 18 Jörg Flum and Martin Grohe. *Parameterized Complexity Theory*. Springer-Verlag, 2006. doi:10.1007/3-540-29953-X.
- 19 Fedor V. Fomin, Daniel Lokshtanov, Saket Saurabh, and Meirav Zehavi. *Kernelization: Theory of Parameterized Preprocessing*. Cambridge University Press, 2019. doi:10.1017/9781107415157.
- 20 Robert Ganian. Using neighborhood diversity to solve hard problems. *CoRR*, abs/1201.3091, 2012. arXiv:1201.3091.
- 21 Jaroslav Garvardt and Christian Komusiewicz. Modularity Clustering parameterized by Max Leaf Number. In *Proc. of the 19th International Symposium on Parameterized and Exact Computation (IPEC)*, LIPIcs, 2024. To appear.
- 22 Roman Haag, Hendrik Molter, Rolf Niedermeier, and Malte Renken. Feedback edge sets in temporal graphs. In *Proc. of the 46th International Workshop on Graph-Theoretic Concepts in Computer Science (WG)*, LNCS, pages 200–212, 2020. doi:10.1007/978-3-030-60440-0_16.
- 23 Tesshu Hanaka, Michael Lampis, Manolis Vasilakis, and Kanae Yoshiwatari. Parameterized vertex integrity revisited. *CoRR*, abs/2402.09971, 2024. arXiv:2402.09971.
- 24 Allen Ibiapina and Ana Silva. Mengerian graphs: Characterization and recognition. *Journal of Computer and System Sciences*, 139:103467, 2024. doi:10.1016/j.jcss.2023.103467.
- 25 David Kempe, Jon Kleinberg, and Amit Kumar. Connectivity and inference problems for temporal networks. In *Proc. of the 32nd annual ACM Symposium on Theory of Computing (STOC)*, pages 504–513, 2000. doi:10.1145/335305.335364.
- 26 Nina Klobas, George B. Mertzios, Hendrik Molter, and Paul G. Spirakis. The complexity of computing optimum labelings for temporal connectivity. *Journal of Computer and System Sciences*, 146:103564, 2024. doi:10.1016/J.JCSS.2024.103564.
- 27 Ton Kloks. *Treewidth, Computations and Approximations*, volume 842 of *Lecture Notes in Computer Science*. Springer, 1994. doi:10.1007/BFB0045375.
- 28 Tuukka Korhonen. A single-exponential time 2-approximation algorithm for treewidth. In *Proc. of the 62nd IEEE Annual Symposium on Foundations of Computer Science (FOCS)*, pages 184–192, 2021. doi:10.1109/FOCS52979.2021.00026.
- 29 Manolis Koubarakis. Tractable disjunctions of linear constraints: basic results and applications to temporal reasoning. *Theoretical Computer Science*, 266(1-2):311–339, 2001. doi:10.1016/S0304-3975(00)00177-8.
- 30 Melven R Krom. The decision problem for a class of first-order formulas in which all disjunctions are binary. *Mathematical Logic Quarterly*, 13(1-2):15–20, 1967.
- 31 Michael Lampis. Algorithmic meta-theorems for restrictions of treewidth. *Algorithmica*, 64(1):19–37, 2012. doi:10.1007/S00453-011-9554-X.
- 32 Michael Lampis and Valia Mitsou. Fine-grained meta-theorems for vertex integrity. In *Proc. of the 32nd International Symposium on Algorithms and Computation (ISAAC)*, volume 212 of *LIPIcs*, pages 34:1–34:15, 2021. doi:10.4230/LIPICS.ISAAC.2021.34.
- 33 Andrea Marino and Ana Silva. Eulerian walks in temporal graphs. *Algorithmica*, 85(3):805–830, Mar 2023. doi:10.1007/s00453-022-01021-y.
- 34 Abbas Mehrabian. On the density of nearly regular graphs with a good edge-labeling. *SIAM Journal on Discrete Mathematics*, 26(3):1265–1268, 2012. doi:10.1137/11085414X.
- 35 Abbas Mehrabian, Dieter Mitsche, and Pawel Pralat. On the maximum density of graphs with unique-path labelings. *SIAM Journal on Discrete Mathematics*, 27(3):1228–1233, 2013. doi:10.1137/120898528.
- 36 George B Mertzios, Othon Michail, and Paul G. Spirakis. Temporal network optimization subject to connectivity constraints. *Algorithmica*, 81(4):1416–1449, 2019. doi:10.1007/s00453-018-0478-6.
- 37 Othon Michail. *An Introduction to Temporal Graphs: An Algorithmic Perspective*, pages 308–343. Springer International Publishing, Cham, 2015. doi:10.1007/978-3-319-24024-4_18.
- 38 Rolf Niedermeier. *Invitation to Fixed-Parameter Algorithms*. Oxford University Press, 2006. doi:10.1093/acprof:oso/9780198566076.001.0001.

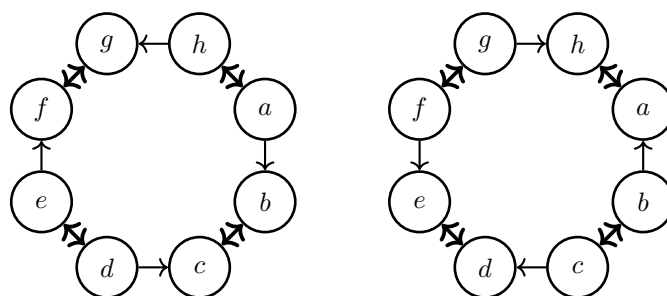
A NP-completeness of deciding the existence of a UPP-orientation

In this section we answer the open question raised by Bermond et al. [3] about the complexity of finding UPP-orientations (recall footnote 1, where it was mentioned that very recently Dohnalová et al. [16] independently proved the NP-hardness of a related problem). We first need some definitions, some of which were already given in the introduction. Given an undirected graph G , an *orientation of G* is a directed graph D obtained from G by replacing each edge $uv \in E(G)$ by exactly one of the arcs (u, v) or (v, u) . We say that D is a *DAG* if it does not contain any directed cycle. Recall that a digraph D is called an *UPP-digraph* if it satisfies the *unique path property* (UPP): for every ordered pair $x, y \in V(G)$, there is at most one directed (x, y) -path in D (called from now on (x, y) -*dipath*). We call an orientation of G that is also a UPP-digraph an *UPP-orientation*. Note that if D is a UPP-digraph, then H is also a UPP-digraph for every subgraph H of D . It is also easy to see that, up to isomorphism, the only UPP-orientation of the triangle is the directed cycle. A cycle $C = (x, y, z)$ in G has the nice property that any UPP-orientation of C contains already an (x, y) -dipath and a (y, x) -dipath. Hence it works in G as if an edge $xy \in E(G)$ could be, and was forced to be, oriented in both ways in all UPP-orientations of G . In other words, if G contains a cycle (x, y, z) , then no (x, y) -dipath and no (y, x) -dipath not contained in $D[\{x, y, z\}]$ can be created. This is going to be exploited in our constructions. In Figure 12 and Figure 13 double-oriented edges actually represent this situation, i.e. there is a triangle (the third vertex is not depicted) and there must be in any UPP-orientation an (x, y) -dipath and a (y, x) -dipath, represented by the double-oriented edge, if x and y are the endpoints.

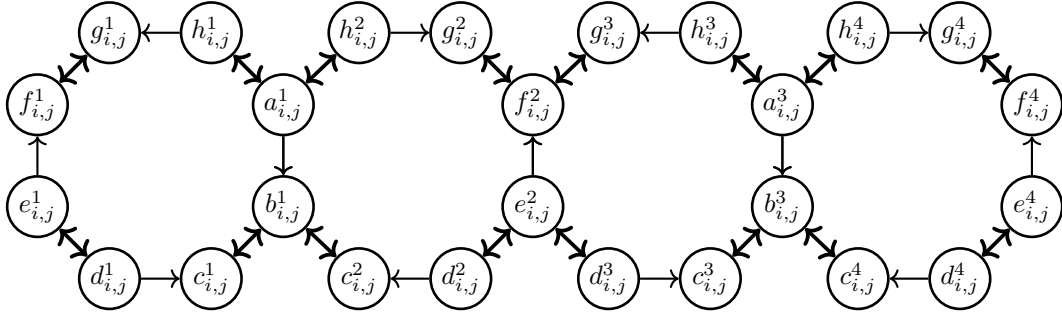
► **Theorem A.1.** *Given a graph G , deciding whether G admits a UPP-orientation is NP-complete even if G has maximum degree at most five.*

Proof. Given an orientation D of G , one can decide whether D is a UPP-orientation simply by computing the maximum number of disjoint s, t -paths for every pair of vertices s, t , which is well-known to be doable in polynomial time. Hence, the problem is in NP.

To prove NP-hardness, similarly to what we did in Subsection 3.2, we present a reduction from NAE 3-SAT where each clause contains exactly three literals [11]. Our basic building block is the graph presented in Figure 12, about which we prove the following important property. With a slight abuse of notation, in the sequel when we refer to an arc (x, y) corresponding to a double-oriented edge in Figure 12 and Figure 13, we mean the (x, y) -dipath contained in the corresponding triangle.



■ **Figure 12** Building block for the variable gadget together with possible orientations. Thick double-oriented edges represent triangles.



■ **Figure 13** Part of variable gadget related to the appearance of x_i in clause c_j . Thick double-oriented edges represent triangles. We oriented the edges supposing that the first cd is oriented from d to c .

▷ **Claim A.2.** Let G be the cycle on eight vertices together with four additional vertices that form disjoint triangles with edges of the cycle. Then in any UPP-orientation of G the edges that do not belong to triangles can only be oriented as depicted in Figure 12.

Proof. We use the notation of Figure 12. We prove that no two consecutive edges among $\{ab, cd, ef, gh\}$ can be oriented in the same direction. Suppose by contradiction that ab and cd are both oriented in the clockwise direction. Then at least one between ef and gh must be oriented in the counter-clockwise direction as otherwise we would have the (a, h) -dipaths: (a, h) and (a, b, c, d, e, f, g, h) .

Now suppose that exactly one of them is oriented in counter-clockwise direction. If it is ef , then we have the two (f, e) -dipaths: (f, e) and (f, g, h, a, b, c, d, e) . And if it is gh , then we have the (h, g) -dipaths: (h, g) and (h, a, b, c, d, e, f, g) .

Finally, if both ef and gh are oriented in the counter-clockwise direction, then we get the (h, e) -dipaths: (h, g, f, e) and (h, a, b, c, d, e) .

It follows that there cannot be two consecutive edges that do not belong to triangles oriented in the same direction, as we wanted to prove. Starting by orienting ab , one can see that the two given orientations are the only possible left ones. Finally, observe that the longest dipath in any of the orientations is of length three. This means that if D is an orientation containing an (x, y) -dipath for some pair $x, y \in \{a, \dots, h\}$, then the other (x, y) -path in G defined by the graph depicted in Figure 12 has length at least 5 and thus cannot be a dipath in D . ◀

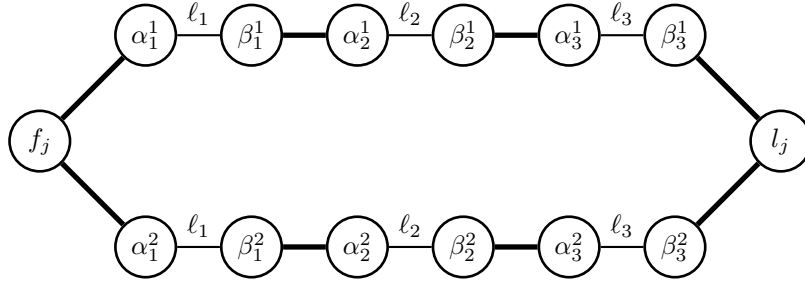
We now construct the variable gadgets. So let φ be a formula on variables $\{x_1, \dots, x_n\}$ and clauses $\{c_1, \dots, c_m\}$. For each x_i , “glue” together $4m$ copies of our building block depicted in Figure 12 through edges ab and ef as represented in Figure 13, each 4 copies of which will be related to a clause. In fact, we could add $4p_i$ copies instead, where p_i is the number of appearances of variable x_i . However, adding $4m$ copies will make presentation simpler. To simplify notation, we index vertices related to the appearance of x_i in clause c_j by the subscript i, j . Observe that the following property holds:

► **Observation A.3.** *If D is a UPP-orientation of a variable gadget, then all odd copies of the edge cd are oriented in the same way, i.e., either they are all from c to d or all from d to c .*

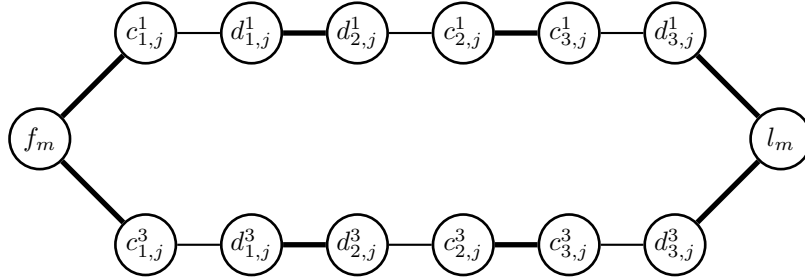
The above property will be used to signal the truth value of x_i . If the odd copies of cd are oriented from c to d , then we interpret as x_i being ‘true’; otherwise, it is interpreted as being

‘false’.

Now, we show how to build the clause gadgets. So consider clause c_m on literals ℓ_1, ℓ_2, ℓ_3 . We add two new vertices f_j and l_j and link them and the odd copies of cd within the variable gadgets in a way that not all the edges can be oriented in the same direction. Formally (see Figure 14 to follow the construction), for each $h \in [3]$, let x_{i_h} be the variable related to ℓ_h and, for each $p \in [2]$, let (α_h^p, β_h^p) be equal to $(c_{i_h,j}^p, d_{i_h,j}^p)$ if ℓ_h is equal to x_{i_h} ; and if ℓ_h is equal to \bar{x}_{i_h} , let (α_h^p, β_h^p) be equal to $(d_{i_h,j}^p, c_{i_h,j}^p)$. In what follows, by “link x to y ” we mean linking through a triangle and each triangle is created by adding a new vertex. So, link f_j to α_1^1 and α_1^2 ; for each $p \in [2]$, link β_1^p to α_2^p ; for each $p \in [2]$, link β_2^p to α_3^p ; finally, link β_3^1 and β_3^2 to l_j . See Figure 15 for an example.



■ **Figure 14** Gadget related to clause c_j on literals ℓ_1, ℓ_2 and ℓ_3 . Edges labeled with ℓ_i represent the first and third copies of cd in the part of the gadget of ℓ_i related to c_j . Thick edges represent triangles.

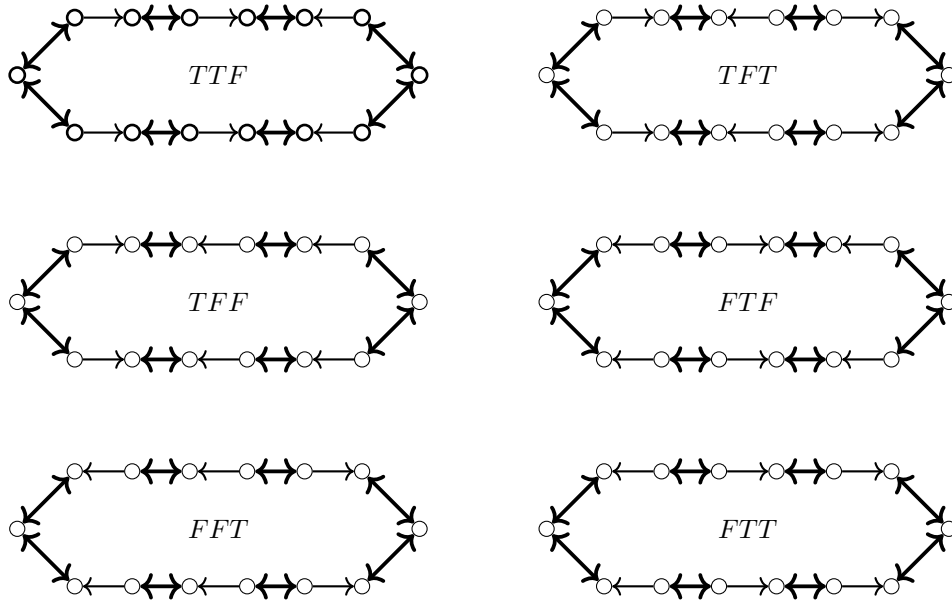


■ **Figure 15** Gadget related to clause $c_j = (x_1 \vee \bar{x}_2 \vee x_3)$. Thick edges represent triangles.

Denote by G the obtained graph. First observe that every vertex in $\{f_j, l_j \mid j \in [m]\}$ has degree exactly four, while every vertex in $\{x_{i,j}^p \mid x \in \{g, h\}, p \in [4], i \in [n], j \in [m]\}$ has degree exactly three. Additionally, vertices in $\{x_{i,j}^p \mid x \in \{a, b\}, p \in [4], i \in [n], j \in [m]\}$ have degree five and vertices in $\{x_{i,j}^p \mid x \in \{e, f\}, p \in [4], i \in [n], j \in [m]\}$ have degree either equal to three or to five. Finally, for every $i \in [n]$ and every $j \in [m]$, we have that either variable x_i does not appear in c_j , in which case the vertices in $S_{i,j} = \{c_{i,j}^1, c_{i,j}^3, d_{i,j}^1, d_{i,j}^3\}$ also have degree three, or x_i does appear in c_j , in which case exactly two edges incident to each vertex in $S_{i,j}$ were added to G (either by linking f_j to α_h^p , by linking l_j to β_h^p or by linking β_h^p to α_{h+1}^p), in which case the vertices in $S_{i,j}$ have degree five.

We now prove that φ has a NAE satisfying assignment if and only if G has a UPP-orientation. First consider a NAE satisfying assignment to φ and, for each variable x_i , orient all the odd occurrences of cd in the gadget of x_i from c to d if x_i is ‘true’, and from d to c , otherwise. Observe that the orientations of all other edges are implied by Claim A.2; denote

by D the obtained orientation. We need to argue that there are no two vertices x, y such that D contains two (x, y) -dipaths. Suppose otherwise. We first argue that it cannot happen that both paths are contained in a variable gadget. Again, just notice that the longest possible dipath in D constrained to a variable gadget has endpoints either $h_{i,j}^1$ and $g_{i,j}^3$ or $c_{i,j}^1$ and $d_{i,j}^3$, depending on the orientation of the edge between $a_{i,j}^1$ and $b_{i,j}^1$, and in this case the endpoints are in disjoint C_8 's; it also contains a dipath ending in neighboring C_8 's. Furthermore, note that there is a dipath passing through the edge between $a_{i,j}^1$ and $b_{i,j}^1$, but it ends in neighboring C_8 's as well. In each of the possible cases, any other path within the same pair of endpoints is too long and cannot be a dipath. Now, observe Figure 16 to see that the paths linking x and y also cannot be within a clause gadget. Finally, note that if x and y are not within the same clause gadget and are not within the same variable gadget, then they are too far apart to be connected through any dipath. To see that recall that all vertices are related to some clause, even if they are not within that clause.



■ **Figure 16** Possible orientations of a clause gadget. Thick double-oriented edges represent triangles. The labels inside the cycles represent the truth assignments of the clause's literals (T meaning 'true' and F meaning 'false').

Now, let D be a UPP-orientation of G . By Observation A.3, we know that all odd copies of the edges cd within the same variable gadget are oriented in the same way. We then set a variable x_i to 'true' if these edges are oriented from c to d and to 'false', otherwise. Again by Observation A.3, given a clause c_j , we also get that the edges related to the same literal are oriented in the same direction within the two (f_j, l_j) -paths contained in the gadget related to c_j . It thus follows that the literal edges within such a gadget cannot all be oriented in the same direction as otherwise D would contain either two (f_j, l_j) -dipaths or two (l_j, f_j) -dipaths. This means that not all literals have the same truth value and hence we have a NAE truth assignment for φ . ◀