

Flexible categorization using formal concept analysis and Dempster-Shafer theory

Marcel Boersma^{5,6}, Krishna Manoorkar^{*1,6}, Alessandra Palmigiano^{1,2}, Mattia Panettiere^{1,6}, Apostolos Tzimoulis¹, and Nachoem Wijnberg^{3,4}

¹School of Business and Economics, Vrije Universiteit, Amsterdam, The Netherlands

²Department of Mathematics and Applied Mathematics, University of Johannesburg, South Africa

³College of Business and Economics, University of Johannesburg, South Africa

⁴Faculty of Economics and Business, University of Amsterdam, The Netherlands

⁵Computational Science Lab, University of Amsterdam, Amsterdam, The Netherlands

⁶KPMG, Amstelveen, The Netherlands

Abstract

Categorization of business processes is an important part of auditing. Large amounts of transactional data in auditing can be represented as transactions between financial accounts using weighted bipartite graphs. We view such bipartite graphs as many-valued formal contexts, which we use to obtain explainable categorization of these business processes in terms of financial accounts involved in a business process by using methods in formal concept analysis. We use Dempster-Shafer mass functions to represent agendas showing different interest in different set of financial accounts. We also model some possible deliberation scenarios between agents with different interrogative agendas to reach an aggregated agenda and categorization. The framework developed in this paper provides a formal ground to obtain and study explainable categorizations from the data represented as bipartite graphs according to the agendas of different agents in an organization (e.g. an audit firm), and interaction between these through deliberation. We use this framework to describe a machine-learning meta algorithm for outlier detection and classification which can provide local and global explanations of its result and demonstrate it through an outlier detection algorithm.

Keywords: Formal Concept Analysis, Dempster-Shafer theory, Machine Learning, Auditing, Categorization

1 Introduction

Financial auditing is the process of examining and providing a third-party expert opinion on the truth and fairness of financial information being presented by a company, and the compliance of this information with applicable accounting standards and relevant legislation. Auditors collect, weigh, and combine information in formulating their judgment about the truth/fairness of their clients' financial statements. A financial audit is broken up into components, corresponding to e.g. legal entities, branches, departments, as well as separate business cycles (e.g. order-to-cash, procure-to-pay), their related balance sheet and income statement accounts, and the company's assertions about these accounts (e.g. their completeness, existence, accuracy, valuation). To collect evidence pertaining to each assertion, auditors choose a mixture of procedures, e.g. risk assessment, the testing of effectiveness of internal controls, statistical and non-statistical sampling. Procedures may be geared to all aggregation levels, ranging from the entity as a whole to a specific assertion of a specific part of a financial statement account. The objective of the auditor then is to *aggregate* all evidence obtained to issue an opinion as to whether the financial statements present fairly the financial position of the company. As precise guidelines for information collection, and evaluation in auditing do not exist, individual and collective professional judgment plays a key and pervasive role in auditing [27].

^{*}Krishna Manoorkar is supported by the NWO grant KIVI.2019.001 awarded to Alessandra Palmigiano.

Data analytic techniques in auditing Text-analysis techniques, AI and data-analytic methods have already been very useful to speed up the controlling function of auditors by flagging low-level, individual anomalies [29, 44, 38, 58, 57]. However, even in the absence of *low-level* anomalies, it is an auditor’s task to detect *higher-level* anomalies concerning the *coherence* of all information at different aggregation levels: indeed, one and the same event or action in the life of a company is witnessed as evidence at multiple levels (e.g. at the overall financial statement level, at the account level, at the transactions stream level, and at the individual assertion level of accounts). Also, certain items of evidence pertain to multiple assertions of an account. For example, confirmation of accounts receivables pertains to the “Existence” and “Valuation” assertions of the account receivable balance.

Challenges The extant research on the formal foundations of the reasoning at the core of auditing [48, 54, 52, 53, 35] has highlighted several inadequacies of probability theory for representing uncertainty in audit judgments, the most prominent of which are the logical implications stemming from the complementarity of probabilities, and the ensuing difficulty in drawing the key distinction between the absence of evidence in support of a statement and the presence of evidence to its contrary. This literature has advocated the use of *Dempster-Shafer theory* [14, 47] to overcome this problem. However, the extant literature has not yet developed specific formal models for audit on which machine learning algorithms can be designed and tested. This paper tries to provide a Dempster-Shafer based formal framework which can be used by machine learning algorithms to detect both low-level and high-level anomalies.

Aims and contributions The present paper develops formal models specifically designed to analyse and represent the higher-level processing of information of experienced auditors, and at using this formal understanding to develop machine learning tools to flag higher-level anomalies. Specifically, we posit that the experienced auditors’ evaluation of evidence is rooted in a process of *category-formation*, by which pieces of evidence are clustered together in categories which are possibly very different from the “official” categories with which the evidence is presented in the self-reported financial statement of the given firm. These categories provide the context of evaluation in which different and possibly very heterogeneous pieces of evidence are compared with/against each other, and their overall coherence is evaluated. Here we use tools from Formal Concept Analysis, modal logic, and Dempster-Shafer theory to create a framework for creating and analyzing such categorizations and then show how the framework can be used to obtain interpretable machine learning algorithms for outlier detection and classification allowing for easier interaction of algorithms with human experts.

Background theory The formal framework presented in this paper is set within *many-valued Formal Concept Analysis* (FCA) [59, 3], in which (vague) categories are represented as the formal concepts associated with bipartite weighted graphs seen as *fuzzy formal contexts* [59, 3], each consisting of domains A (of objects) and X (of features), and a weighted relation I between them. One particularly relevant example for the present paper concerns clustering of nodes of a bipartite graph which represents the network of financial transactions (i.e. a *financial statements network*) [7].

Mathematically, bipartite graphs and formal contexts are isomorphic structures; moreover, both types of structures are used to represent data [59, 50, 30, 39, 23, 45, 62, 9]. Regarding bipartite graphs as formal contexts allows for access to the well-known representation of the hierarchy of formal concepts associated with each formal context [4], and hence provides a formally explicit categorization process. FCA provides:

1. a hierarchical, rather than flat, categorization of objects.
2. categories that have a double (i.e. both extensional and intensional) representation, which allows to make them explainable, in the sense that each category can be effectively reconstructed in terms of its features.
3. a more structured control of categorization based on the generation of categories from arbitrary subsets of objects or of features. That is, we can add or remove objects or features from the categorization in a standard manner.
4. the basis for a formal framework for addressing and supporting vagueness, epistemic uncertainty, evidential reasoning, and incomplete information [60, 11, 10, 18].

Financial statements networks [7] are bipartite graphs $G = (A, X, I)$, where A is the set of business processes, X is the set of financial accounts (e.g. tax, revenue, trade receivables), and $I : A \times X \rightarrow [-1, 1]$ is such that, for any business process a and any financial account x , the value of $I(a, x)$ is the share of a into x , where the (positive or negative) sign of $I(a, x)$ represents whether money is credited into or debited from x in a , respectively. A *business process* is the set of credit and debit activities meant to produce a specific output [7], e.g. all the transactions relating to a sale of an object. A collection of records in any journal entry data can be mapped to a particular business process. Any business process a can then be described in terms of the values of $I(a, x)$ for any $x \in X$. This description yields a categorization of business processes which can be of interest in auditing [7, 5]. To make processing and interpreting contexts easier, many-valued formal contexts $G = (A, X, I)$ as above may be converted into two-valued formal contexts using conceptual scaling [20].

Interrogative agendas As mentioned above, the final outcome of the auditing process is the formation of a qualitative opinion, by expert auditors, on the fairness and completeness of a given firm's financial accounts. Towards the formation of their opinion, not all features have the same weight in the eyes of the auditors: indeed, different auditors may have different views about which parts of the financial accounts they consider more relevant to the formation of their opinion. If a certain set of features has significantly more relevance to an agent (auditor), we can model this situation by letting this set of features to be the *agenda* of that agent. In many cases, the agenda of an agent may not be realistically approximated in such a simple way, but might consist of different relevance or importance values assigned to the different set of features. We will use Dempster-Shafer mass functions to represent such agendas.

Another reason why features do not have the same weight or importance to an auditor is because different departments or groups of transactions may have different perceived degree of risk leading an auditor to assign different importance to different financial accounts involved.

Similarly to the different epistemic attitudes entertained by experts auditors, also different procedures used in auditing may focus unequally on different features (financial accounts). Categorizations of business processes based on different features may be useful in analyzing effectiveness of different methods for different business processes. This may also be helpful in categorization of errors obtained from such methods, a topic of significant interest in auditing [22, 49]. In the proposed framework, the different epistemic attitudes of expert auditors are formalized by the notion of *interrogative agenda* [17]. This framework can also be used to provide a better understanding of source and extent of concerns, and in making decision about which additional data may be needed in decision-making.

A formal framework We introduce a formal framework specifically designed to systematically represent and reason about the different ways business processes can be categorized on the basis of different agendas of the different agents (expert auditors), as well as the possible aggregations of these categorizations, by means of a deliberation process. This logical framework is crucial for developing machine learning algorithms which are explainable and support working in presence of uncertain or incomplete data in a formal way.

Preference-aggregation via generalized Dempster-Shafer theory We extend the logical framework described above to the cases where the different interrogative agendas of the agents might induce different priorities over the set of features used for categorization. Such priorities can be represented as Dempster-Shafer mass functions on the set of features. These mass functions also induce mass functions on different categorical hierarchies, and represent priorities for each categorization based on these agendas. Dempster-Shafer theory has been applied to model reasoning under uncertainty about categorization of objects and features, or for describing preferences for certain categories in a given categorization [18]. In the same work, a Dempster-Shafer mass function is defined over a given concept lattice representing evidence for a set of objects or features belonging to a category or preference in that category. Here, we take a different approach, and use Dempster-Shafer theory to describe the priority or importance of different set of features in categorization using Dempster-Shafer mass functions. That is, mass functions are used to choose which categorization is most suitable for a given task. We then try to formalize deliberation between the agents with different agendas represented by mass functions using aggregation rules in Dempster-Shafer theory.

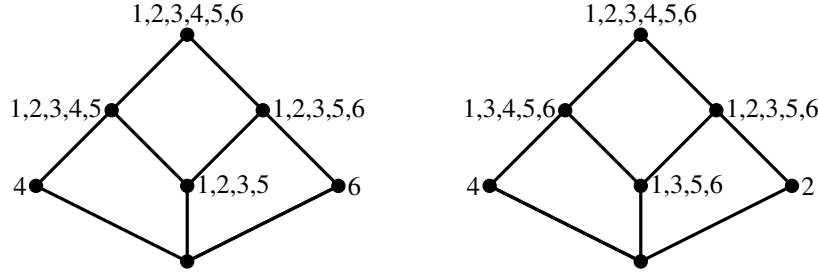


Figure 1: Left: categorization from the agenda of j_1 , Right: categorization from the agenda of j_3 .

Structure of the paper In Section 2, we describe a small financial statements network and show how different sets of features give different categorizations of business process in this small network. In Section 3, we give required preliminaries. In Section 4, we describe our logical framework for reasoning with categorizations obtained from different interrogative agendas. In Section 5, we use this framework to model some deliberation scenarios. In Section 6, we describe non-crisp interrogative agendas given by Dempster-Shafer mass functions and categorizations obtained from these. In Section 7, we try to formalize possible deliberation scenarios among agents having agendas represented by Dempster-Shafer mass functions. In Section 8, we present our meta-learning algorithm for outlier detection and classification, and demonstrate it through an outlier detection algorithm obtained by this methodology. Finally in Section 9, we give our conclusions and mention several directions for future research.

2 Example

In this section, we informally illustrate the ideas discussed in the introduction by way of an example. Consider the financial statements network represented in the Appendix, with business processes $\{a_1, a_2, \dots, a_{12}\}$ and financial accounts $\{x_1, x_2, \dots, x_6\}$ specified as follows:

x_1	tax	x_2	revenue	x_3	cost of sales
x_4	personnel expenses	x_5	inventory	x_6	other expenses

As discussed above, each cell of the Table in the Appendix reports the value of the (many-valued) relation $I : \{a_1, \dots, a_{12}\} \times \{x_1, \dots, x_6\} \rightarrow [-1, 1]$, which, for any business process a and account x , represents the share of a in x .

Let j_1 , j_2 , and j_3 be agents with different agendas. Specifically, agent j_1 is interested in the financial accounts x_1 , x_2 , and x_5 (inventory), agent j_2 in x_1 , x_2 , and x_3 , while agent j_3 is interested in x_1 , and x_3 . The various ways of categorizing $\{a_1, a_2, \dots, a_6\}$ (i.e. forming concept lattices) under these different agendas by using interval scaling¹ with 5 intervals of equal length between $[-1, 1]$ are shown in Figure 1. It is clear that the categorizations obtained differ from each other depending on criterion used. For example, business processes a_1, a_3, a_5 are indistinguishable under the agenda of j_2 , while a_2 forms a singleton category under the agenda of j_3 , and hence is distinguishable from all other business processes. The business process forming smaller categories may be considered uncommon and may be of further interest in auditing tasks. However, as shown by the above example, this is influenced by the set of features or agenda used for categorization.

¹Interval scaling is one of the methods used commonly for conceptual scaling. For more, see [20].

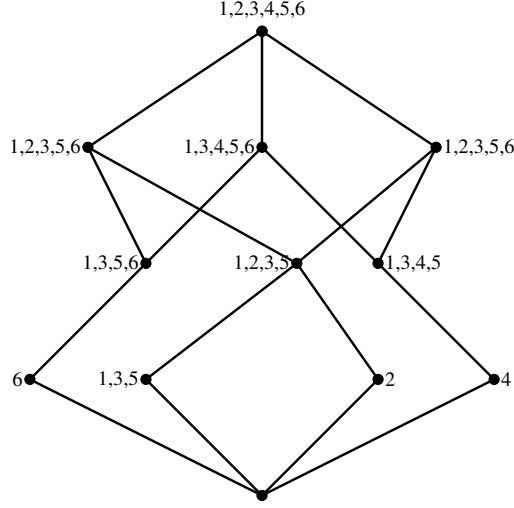


Figure 2: Categorization from the agenda of j_2 .

3 Preliminaries

Formal contexts and their concept lattices A *formal context* [21] is a structure $\mathbb{P} = (A, X, I)$ such that A and X are sets, and $I \subseteq A \times X$ is a binary relation. Formal contexts can be thought of as abstract representations of databases, where elements of A and X represent objects and features, respectively, and the relation I records whether a given object has a given feature. Every formal context as above induces maps $I^{(1)} : \mathcal{P}(A) \rightarrow \mathcal{P}(X)$ and $I^{(0)} : \mathcal{P}(X) \rightarrow \mathcal{P}(A)$, respectively defined by the assignments

$$I^{(1)}[B] := \{x \in X \mid \forall a(a \in B \Rightarrow aIx)\} \quad \text{and} \quad I^{(0)}[Y] := \{a \in A \mid \forall x(x \in Y \Rightarrow aIx)\}.$$

A *formal concept* of \mathbb{P} is a pair $c = (\llbracket c \rrbracket, \llbracket c \rrbracket)$ such that $\llbracket c \rrbracket \subseteq A$, $\llbracket c \rrbracket \subseteq X$, and $I^{(1)}[\llbracket c \rrbracket] = \llbracket c \rrbracket$ and $I^{(0)}[\llbracket c \rrbracket] = \llbracket c \rrbracket$. A subset $B \subseteq A$ (resp. $Y \subseteq X$) is said to be *closed*, or *Galois-stable*, if $\text{Cl}_1(B) = I^{(0)}[I^{(1)}[B]] = B$ (resp. $\text{Cl}_2(Y) = I^{(1)}[I^{(0)}[Y]] = Y$). The set of objects $\llbracket c \rrbracket$ is the *extension* of the concept c , while the set of features $\llbracket c \rrbracket$ is its *intension*². The set $L(\mathbb{P})$ of the formal concepts of \mathbb{P} can be partially ordered as follows: for any $c, d \in L(\mathbb{P})$,

$$c \leq d \quad \text{iff} \quad \llbracket c \rrbracket \subseteq \llbracket d \rrbracket \quad \text{iff} \quad \llbracket d \rrbracket \subseteq \llbracket c \rrbracket. \quad (3.1)$$

With this order, $L(\mathbb{P})$ is a complete lattice, the *concept lattice* \mathbb{P}^+ of \mathbb{P} . As is well known, any complete lattice \mathbb{L} is isomorphic to the concept lattice \mathbb{P}^+ of some formal context \mathbb{P} [4].

Dempster-Shafer theory Belief and plausibility functions are one proposal among others to generalise probabilities to situations in which some predicates cannot be assigned subjective probabilities. In this section, we collect preliminaries on belief and plausibility functions on sets.

Belief, plausibility and mass functions A *belief function* (cf. [47, Chapter 1]) on a set S is a map $\text{bel} : \mathcal{P}(S) \rightarrow [0, 1]$ such that $\text{bel}(S) = 1$, and for every $n \in \mathbb{N}$,

$$\text{bel}(A_1 \cup \dots \cup A_n) \geq \sum_{\emptyset \neq I \subseteq \{1, \dots, n\}} (-1)^{|I|+1} \text{bel}\left(\bigcap_{i \in I} A_i\right).$$

A *plausibility function* on S is a map $\text{pl} : \mathcal{P}(S) \rightarrow [0, 1]$ such that $\text{pl}(S) = 1$, and for every $n \in \mathbb{N}$,

$$\text{pl}(A_1 \cup A_2 \cup \dots \cup A_n) \leq \sum_{\emptyset \neq I \subseteq \{1, 2, \dots, n\}} (-1)^{|I|+1} \text{pl}\left(\bigcap_{i \in I} A_i\right).$$

²The symbols $\llbracket c \rrbracket$ and $\llbracket c \rrbracket$, respectively denoting the extension and the intension of a concept c , have been introduced and used in the context of a research line aimed at developing the logical foundations of categorization theory, by regarding formulas as names of categories (formal concepts), and interpreting them as formal concepts arising from given formal contexts [11, 10, 18, 12, 13].

Belief and plausibility functions on sets are interchangeable notions: for every belief function bel as above, the assignment $X \mapsto 1 - \text{bel}(\bar{X})$ defines a plausibility function on S , and for every plausibility function pl as above, the assignment $X \mapsto 1 - \text{pl}(\bar{X})$ defines a belief function on S . Let S be any set.

A *Dempster-Shafer mass function* is a map $m : \mathcal{P}(S) \rightarrow [0, 1]$ such that $\sum_{X \subseteq S} m(X) = 1$.

We use mass function to mean a Dempster-Shafer mass function unless stated otherwise. On finite sets, belief (resp. plausibility) functions and mass functions are interchangeable notions: any mass function m as above induces the belief function $\text{bel}_m : \mathcal{P}(S) \rightarrow [0, 1]$ defined as

$$\text{bel}_m(X) := \sum_{Y \subseteq X} m(Y) \quad \text{for every } X \subseteq S, \quad (3.2)$$

and conversely, any belief function bel as above induces the mass function $m_{\text{bel}} : \mathcal{P}(S) \rightarrow [0, 1]$ defined as We use standard notation and terms from Dempster-Shafer theory which can be found in any common reference for it, for example, see [46, 61].

$$m_{\text{bel}}(X) := \text{bel}(X) - \sum_{Y \subseteq X} (-1)^{|X \setminus Y|} \text{bel}(Y) \quad \text{for all } X \subseteq S. \quad (3.3)$$

Definition 1. For any mass function $m : \mathcal{P}(X) \rightarrow [0, 1]$, its associated *quality function* q_m is

$$q_m(Y) = \sum_{Y \subseteq Z} m(Z) \quad \text{for all } Y \subseteq X.$$

Interrogative agendas and their formal epistemic theory. In epistemology and formal philosophy, an epistemic agent's (or a group of epistemic agents', e.g. users') interrogative agenda (or research agenda [17]) indicates the set of questions they are interested in, or what they want to know relative to a certain circumstance. Interrogative agendas might differ for the same agent in different moments or in different contexts; for instance, my interrogative agenda when I have to decide which car to buy will be different from my interrogative agenda when I listen to a politician's speech. In each context, interrogative agendas act as cognitive filters that block content which is considered irrelevant by the agent. Only the information the agent considers relevant is actually absorbed (or acted upon) by the agent and used e.g. in their decision-making, in the formation of their beliefs, etc. Interrogative agendas can be organized in hierarchies, and this hierarchical structure serves to establish whether a given interrogative agenda subsumes another, and define different notions of "common ground" among agendas. Deliberation and negotiation processes can be understood in terms of whether and how decision-makers/negotiators succeed in modifying their own interrogative agendas or those of their counterparts, and the outcomes of these processes can be described in terms of the "common ground" agenda thus reached. Also, phenomena such as polarization [37], echo chambers [56] and self-fulfilling prophecies [34] can be understood in terms of the formation and dynamics of interrogative agendas among networks of agents.

Financial statements networks. A *financial statements network* is constructed from journal entry data, which describe the change in financial position and that is readily available in all companies. The journal entry records show how much money flows from one set of financial accounts to another set. These entries are generated by their underlying business process, for example, the Sales process. A financial statements network is a bipartite digraph $\mathbb{G} = (A \cup X, E)$ with X as the set of financial account nodes and A as the set of business process nodes and $E \subseteq X \times A$ as the set of directed edges. Clearly, each bipartite digraph $\mathbb{G} = (A \cup X, E)$ as above can be equivalently represented as a formal context $\mathbb{P} = (A, X, E)$. The set of financial accounts and business processes are can be obtained from the journal entry data. The structure represents the relative amounts debited and credited for each financial account. Although amounts can be different, all journal entries with the same structure are considered equal. A formal definition of a *business process* can be written as [7]

$$a : \sum_{1 \leq i \leq m} \alpha_i x_i \Rightarrow \sum_{1 \leq j \leq n} \beta_j y_j \quad (3.4)$$

where m is the number of credited financial accounts, n is the number of debited financial accounts and α_i is the relative amount with respect to the total credited and β_j the relative amount with respect to the total debited. The arrow here represents the flow of money between the accounts. The (weighted) edges between nodes x_i or y_j and B are the coefficients α_i and β_j in the Equation (3.4).

4 Interrogative agendas, coalitions, and categorization

In this section, we introduce the logical framework we use to formalize different agents, their agendas or features of interest, and the categorizations obtained from such agendas. As discussed in Preliminaries, interrogative agendas are in essence research agendas or sets of features of interest to agents. Here we model interrogative agendas as (crisp or non-crisp) subsets of the set of features under consideration. This basic framework naturally lends itself to be enriched with various kinds of logical operators, such as epistemic operators, which represent the way in which the interrogative agenda of an agent (or a group of agents) is perceived or known by another agent (or group), and dynamic operators, which encode the changes in agents' interrogative agendas.

Types. Let $\mathbb{P} = (A, X, I)$ be a (finite) formal context obtained from a bipartite graph. Let C be a (finite) set of agents. Let $\mathbb{C} = (\mathcal{P}(C), \cup, \cap, (\cdot)^c, \perp, \top)$ and $\mathbb{D} = (\mathcal{P}(X), \sqcup, \sqcap, (\cdot)^c, \epsilon, \tau)$ be the Boolean algebras join-generated and meet-generated by elements of C and X , respectively. Any agent j and issue m can be identified with an atom (join-generator) of \mathbb{C} and a co-atom (meet-generator) of \mathbb{D} , respectively. That is, agents and issues in our formal model are defined as elements of the sets C and D respectively. We interpret any $c \in \mathbb{C}$ as a coalition of agents $j \in C$, and we read $j \leq c$ as agent j being a member of coalition c . Similarly, we interpret any $d \in \mathbb{D}$ as the interrogative agenda supporting all the issues $m \in X$ such that $m \geq d$. That is, in this formal model coalitions and interrogative agendas are defined to be arbitrary subsets of C and \mathbb{D} respectively. From here on, we use $d \in \mathbb{D}$, and the set $Y = \{m \in X \mid m \geq d\}$ interchangeably to denote an interrogative agenda consisting of all issues in the set Y .

Unary heterogeneous connectives. Consider the following relation:

$$R \subseteq X \times C \quad mRj \text{ iff issue } m \text{ is relevant to agent } j.$$

The relation R induces the operations $\diamond, \triangleright : \mathbb{C} \rightarrow \mathbb{D}$ defined as follows: for every agent j , let $\diamond j = \triangleright j := \bigcap R^{-1}[j]$, where $R^{-1}[j] := \{m \mid mRj\}$. Then, for every $c \in \mathbb{C}$,

$$\diamond c := \bigcap \{\diamond j \mid j \leq c\} \quad \triangleright c := \bigcap \{\triangleright j \mid j \leq c\}.$$

Under the intended interpretation of R , for every coalition c , the interrogative agenda $\triangleright c$ denotes the *distributed agenda* of c (i.e. $\triangleright c$ is the interrogative agenda supporting exactly those issues supported by *at least one* member of c), while $\diamond c$ is the *common agenda* of c (i.e. $\diamond c$ is the interrogative agenda supporting exactly those issues supported by *all* members of c). Algebraically:

$$\triangleright c \leq m \text{ iff } \triangleright j \leq m \text{ for some } j \leq c \quad \text{and} \quad \diamond c \not\leq m \quad \text{iff } \diamond j \not\leq m \text{ for some } j \leq c.$$

For an example illustrating common and distributed agendas see the Appendix.

Proposition 2. For all $c_1, c_2 \in \mathbb{C}$,

$$1. \diamond(c_1 \cup c_2) = \diamond c_1 \sqcup \diamond c_2 \text{ and } \diamond \perp = \epsilon \quad 2. \triangleright \perp = \tau \text{ and } \triangleright \text{ is antitone} \quad 3. \triangleright(c_1 \cup c_2) = \triangleright c_1 \sqcap \triangleright c_2,$$

where ϵ , and τ denote the bottom and top of the Boolean algebra \mathbb{D} respectively.

Proof. See Appendix. □

Let $X_1 \subseteq X$ be an interrogative agenda. This agenda induces a context $\mathbb{P}_1 = (A, X_1, I_1)$, where $I_1 = I \cap A \times X_1$ on \mathbb{P} . Formal context \mathbb{P}_1 denotes the context of interest for an agent with agenda X_1 . Let \mathcal{R} denote the set of all formal contexts induced from \mathbb{P} . We define an information ordering on all such induced contexts as follows: For any $\mathbb{P}_1 = (A, X_1, I \cap A \times X_1)$, and $\mathbb{P}_2 = (A, X_2, I \cap A \times X_2)$ in \mathcal{R} ,

$$\mathbb{P}_1 \leq_I \mathbb{P}_2 \quad \text{iff} \quad X_1 \subseteq X_2.$$

The order \leq_I defines a lattice on the set of induced formal contexts from \mathbb{P} , $\mathbb{R} = (\mathcal{R}, \vee_I, \wedge_I)$ as follows. For any $\mathbb{P}_1 = (A, X_1, I \cap A \times X_1)$, and $\mathbb{P}_2 = (A, X_2, I \cap A \times X_2)$,

$$\mathbb{P}_1 \wedge_I \mathbb{P}_2 = (A, X_1 \cap X_2, I \cap I_2) \quad \text{and} \quad \mathbb{P}_1 \vee_I \mathbb{P}_2 = (A, X_1 \cup X_2, I \cap A \times (X_1 \cup X_2)).$$

The following proposition follows from the definitions in a straight-forward manner.

Proposition 3. Let $\mathbb{P}_1, \mathbb{P}_2$ be the formal contexts induced from \mathbb{P} such that $\mathbb{P}_1 \leq_I \mathbb{P}_2$. Then for any $B \subseteq A$ if B is Galois-stable in set in \mathbb{P}_1 , then it is Galois-stable in \mathbb{P}_2 as well.

Thus, a larger agenda corresponds to a larger formal context in information ordering, and in turn to a finer categorization. This is consistent with the intuition that the larger agenda means larger information considered for differentiating objects leading to finer categorization. The following corollary is immediate from the Proposition 3.

Corollary 4. *For any $B \subseteq A$, let \mathcal{R}_B be the set of induced formal contexts of $\mathbb{P} = (A, X, I)$ for which B is Galois-stable. Then, \mathcal{R}_B is an up-set of \mathcal{R} .*

Definition 5. Let \mathcal{R} be the set of all formal contexts induced by $\mathbb{P} = (A, X, I)$ and \mathbb{R} be the set of corresponding concept lattices. We define maps $f_1, f_2 : \mathbb{C} \rightarrow \mathbb{R}$

$$f_1(c) = (A, X_1, I \cap A \times X_1), \text{ and } f_2(c) = (A, X_2, I \cap A \times X_2),$$

where $X_1 = \{m \in X \mid m \geq \diamond c\}$, and $X_2 = \{m \in X \mid m \geq \triangleright c\}$.

For any c , $f_1(c)$ and $f_2(c)$ are interpreted as the "categorization according to features of interest to the all members of c " and "categorization according to features of interest to at least one member of c " respectively.

The following proposition defines order theoretic properties of operations f_1, f_2 in terms of information ordering \leq_I on induced formal contexts.

Proposition 6. *For $c_1, c_2 \in \mathbb{C}$, and f_1, f_2 as defined above, we have*

1. $f_1(c_1) \leq_I f_2(c_1)$
2. If $c_1 \leq c_2$, then $f_1(c_2) \leq_I f_1(c_1), f_2(c_1) \leq_I f_2(c_2)$
3. $f_1(c_1 \vee c_2) = f_1(c_1) \wedge_I f_1(c_2)$
4. $f_2(c_1 \vee c_2) = f_1(c_1) \vee_I f_1(c_2)$.

Proof. Follows immediately from the definitions and Proposition 2. □

4.1 Substitution of issues in agendas

Consider the following relation: $S \subseteq X \times C \times X$ such that $S(n, j, m)$ iff agent j would *substitute* issue m with issue n in an agenda. The relation S induces the operation $\prec : \mathbb{C} \times \mathbb{D} \rightarrow \mathbb{D}$ defined as follows: for every agent j and issue m , let $j \prec m := \bigcap S^{(1)}[j, m]$, where $S^{(1)}[j, m] := \{n \mid S(n, j, m)\}$. Intuitively, $j \prec m$ is the interrogative agenda supporting exactly the issues that agent j prefers to issue m . Deliberation often involves agents substituting issues from other agents' agenda in attempt to reach a common agreement. The substitution relation allows us to model deliberation scenarios which can lead us to a new compromised agenda containing issues which may not be present in the initial agenda of any of the agents. (See example in the Appendix).

Then, for every $c \in \mathbb{C}$ and $e \in \mathbb{D}$,

$$c \prec e := \bigcup \{j \prec m \mid j \leq c \text{ and } e \leq m\}.$$

Intuitively, $c \prec e$ is the agenda representing the shared view among the members of c of how the issues in e should be modified.

Proposition 7. *For every $e \in \mathbb{D}$ and all $c_1, c_2 \in \mathbb{C}$,*

1. $\perp \prec e = \epsilon$ and $c \prec \tau = \epsilon$
 2. $(c_1 \cup c_2) \prec e = c_1 \prec e \sqcup c_2 \prec e$
 3. \prec is antitone in its second coordinate
 4. $c \prec (e_1 \sqcap e_2) = c \prec e_1 \sqcup c \prec e_2$,
- where ϵ , and τ denote the bottom and top of the Boolean algebra \mathbb{D} respectively.

Proof. See Appendix. □

The basic requirement for S of a rational agent is the following condition of coherence with R .

Definition 8. We say that the relation S is *coherent with R* if $\forall j \forall m [mRj \implies S(m, j, m)]$.

The coherence condition can be interpreted as if agent j considers m to be relevant issue then she will be okay with replacing it with itself.

5 Deliberation and categorization

Let j_1 and j_2 be two agents with agendas $X_1 = R^{-1}(j_1)$ and $X_2 = R^{-1}(j_2)$ respectively. Let $e_1 = \bigcap_{x \in X_1} x$ and $e_2 = \bigcap_{x \in X_2} x$. Let S be any coherent substitution relation. We consider some possible outcomes of deliberation between these agents.

1. $f_1(c) = X_1 \cap X_2 = \{m \in X \mid m \geq \Diamond c\}$. This corresponds to situation when agents decide to choose issues which are interest to both of them as common agenda.
2. $f_2(c) = X_1 \cup X_2 = \{m \in X \mid m \geq \Diamond c\}$. This corresponds to situation when agents decide to choose issues which are interest to either of them as common agenda.
3. $e = j_1 \prec e_2 \sqcap j_2 \prec e_1$. This can be interpreted as agents making changes to agenda of other agent based on their preferences (substitution relation) and then taking union of substituted agendas.
4. $e' = j_1 \prec e_2 \sqcup j_2 \prec e_1$. This can be interpreted as agents making changes to agenda of other agent based on their preferences (substitution relation) and then taking intersection of substituted agendas.

Several other possible deliberation scenarios can be modeled in a similar manner. In the Appendix we describe some deliberation examples using these rules.

Proposition 9. *For any substitution relation S , let $Y_1 = \{m \in M \mid m \geq e\}$, and $Y_2 = \{m \in M \mid m \geq e'\}$. Let \mathbb{P} and \mathbb{P}' be the contexts $\mathbb{P} = (A, Y_1, I \cap A \times Y_1)$, and $\mathbb{P}' = (A, Y_2, I \cap A \times Y_2)$.*

1. $\mathbb{P}' \leq_I \mathbb{P}$
2. *If S is coherent, then $f_1(j_1 \vee j_2) \leq_I \mathbb{P}'_1$.*

Proof. 1. As $e \leq e'$, we have $Y' \subseteq Y$. Therefore, by definition of \leq_I , we have $\mathbb{P}' \leq_I \mathbb{P}$.

2. As S is coherent, we have $Y_1 \cap Y_2 \subseteq \{y \in X \mid y \geq j_1 \prec e\}$ and $Y_1 \cap Y_2 \subseteq \{y \in X \mid y \geq j_2 \prec e_2\}$. Thus, $Y_1 \cap Y_2 \subseteq Y'$. Therefore, $f_1(j_1 \vee j_2) \leq_I \mathbb{P}'_1$. \square

Thus, if S is coherent the issues of interest to both agents are also part of their aggregated agenda. This also provides justification for coherence being a rationality condition. Indeed if a feature is considered relevant by both agents in deliberation, it is natural that it should be considered relevant by them after deliberation.

6 Non-crisp interrogative agendas

In this section, we extend ideas developed so far to the non-crisp³ case. Suppose different agents have mass functions describing their interest or preference in different set of issues i.e. for agent j we have a mass function $m_j : \mathcal{P}(X) \rightarrow [0, 1]$ where for any $Y \subseteq X$, $m_j(Y)$ denotes preference of agent to use set of features (agenda) Y as a criterion for categorization. This mass function can be seen as a Dempster-Shafer mass function on the set $\mathcal{P}(X)$. A particular cases of interest from a practical point of view are when m_j is simple mass function.

Definition 10. For any Dempster-Shafer mass function $m : \mathcal{P}(S) \rightarrow [0, 1]$ a set $Y \subseteq S$ is said to be *focal set* of m if $m(Y) > 0$. A Dempster-Shafer mass function $m : \mathcal{P}(S) \rightarrow [0, 1]$ is said to be *simple* iff it has at most one focal set $X \subset S$.

Suppose that an agent j mentions that she considers a set of features $Y \subseteq X$ to be of high importance (given by $\alpha \in [0, 1]$) for categorization. In this case, the agenda of agent j may be represented by a simple mass function $m_j(Y) = \alpha$ and $m_j(X) = 1 - \alpha$. Here, we do not have any information about how j intends to distribute importance (or preference) $1 - \alpha$ between different features for categorization. Thus, we assign this mass to the set X to denote non-availability of information regarding its distribution.

Example 11. Suppose an agent j assigns different importance to each feature individually. In this case the mass function representing agenda of j is given by a simple mass function $m_j : \mathcal{P}(X) \rightarrow [0, 1]$, for any $Y \subseteq X$,

$$m_j(Y) = \sum_{x \in Y} v(x),$$

where $v(x)$ is the (normalized) importance value assigned by agent j to x .

³We use the terms crisp and non-crisp in this paper to talk about agendas given by a set of features, and a Dempster-Shafer mass function on the of features respectively. The term crisp signifies the fact that model has a fixed set of agendas and thus leads to a single categorization. While, the term non-crisp highlights that the Dempster-Shafer mass functions give different priority or preference values to different sets of features (agendas) and leads us to a mass function on different possible categorizations.

Any Dempster-Shafer mass function $m : \mathcal{P}(X) \rightarrow [0, 1]$, induces a probability mass function $m' : \mathcal{R} \rightarrow [0, 1]$ given by $m'((A, Y, I \cap A \times Y)) = m(Y)$. For any $\mathbb{P} \in \mathcal{R}$, $m'(\mathbb{P})$ gives extent to which categorization \mathbb{P} is preferred by agent with agenda given by m . Thus, given a non-crisp agenda represented by a Dempster-Shafer mass function on $\mathcal{P}(X)$, we obtain a preference function (which can also be seen as a probability function) on the contexts (or categorizations) induced from \mathbb{P} . For any non-crisp agenda m , induced probability mass function m' on \mathcal{R} defines a probability function $p_{m'}$ given by $p_{m'}(\mathcal{V}) = \sum_{\mathbb{P} \in \mathcal{V}} m'(\mathbb{P})$ for any $\mathcal{V} \subseteq \mathcal{R}$.

6.1 Non-crisp agendas in decision-making

Non-crisp interrogative or the probability function on categorization induced by them may possibly be used directly in some categorization applications. However, in many applications it may be desirable to obtain a crisp categorization approximating this non-crisp categorization. The most natural way to obtain such a categorization is to choose the categorization with the highest preference or probability value attached to it. However, this choice ignores a large amount of information of interest in other alternative categorizations. Another possible solution is to estimate importance of each feature from the mass function using plausibility transform [8], pignistic transformation [28, 51], or decision probability transformation based on belief intervals [15]. The importance values of features thus obtained can then be used as weights in computing proximity or dissimilarity between different objects based on features shared and not shared between them. The dissimilarity or proximity data obtained in such a way can be used to cluster objects based on any of the several clustering techniques [25, 24, 33]. However, this method can only be used to obtain a clustering (that is a flat categorization) and not a concept lattice (a hierarchical categorization). Here, we propose a novel *stability-based method* to form a crisp formal context from given probability function on the set of induced contexts (categorizations) which produces a hierarchical categorization of objects.

6.1.1 Stability-based method

Definition 12. Let $\mathbb{P} = (A, X, I)$ be the formal context under consideration and let \mathcal{R} be the set of induced formal contexts. Let $m' : \mathcal{R} \rightarrow [0, 1]$ be the induced probability mass function on categorization induced by an agenda given by mass function $m : \mathcal{P}(X) \rightarrow [0, 1]$. Then for any $G \subseteq A$, the stability index of G is given by

$$\rho_m(G) = \sum \{m'(\mathbb{P}_1) \mid G \text{ is Galois-stable in } \mathbb{P}_1\}.$$

For any G , $\rho_m(G)$ denotes the likelihood of G being a Galois-stable set under non-crisp agenda m . In FCA Galois-stability is interpreted tendency to form a meaningful category or concept definable both in terms of its intensions and extensions. Thus, for any $G \subseteq A$, its stability index $\rho_m(G)$ denotes the probability of G forming a meaningful and stable category (or a concept). For any $\beta \in [0, 1]$, we define a β -categorization of objects:

$$\mathbb{P}(m, \beta) = \{\text{Cl}(G) \mid G \subseteq A, \rho_m(G) \geq \beta\}.$$

For any G with $\rho_m(G) \geq \beta$, the set \mathcal{R}_G contains the set of formal contexts in which G is Galois-stable. Therefore, $\mathbb{P}(m, \beta)$ denotes the categorization consisting of all the closed sets (i.e. sets of form $\text{Cl}(G)$) with stability index larger than β . The set $\mathbb{P}(m, \beta)$ under set-theoretic inclusion forms a lattice which can be used to depict the categorization $\mathbb{P}(m, \beta)$. This lattice can be interpreted as a crisp concept lattice representing the given (non-crisp) agenda m and stability parameter β . Unlike choosing the categorization with the highest probability categorization, this method takes into account opinions or information about other possible categorizations as well. The stability parameter β allows us to choose our required stability threshold for a concept to be relevant. For any $B \subseteq A$ and $X_1 \subseteq X$ we use $B \in \mathbb{P}_1 = (A, X_1, I \cap A \times X_1)$ to denote that B is a Galois-stable set in the context \mathbb{P}_1 .

Proposition 13. Let $m : \mathcal{P}(X) \rightarrow [0, 1]$ be a mass function representing an agenda. Let $\beta_1, \beta_2 \in [0, 1]$ be such that $\beta_1 \leq \beta_2$. Then for any $B \subseteq A$, we have $B \in \mathbb{P}(m, \beta_2)$ implies $B \in \mathbb{P}(m, \beta_1)$.

Proof. Let $B \subseteq A$ be such that $B \in \mathbb{P}(m, \beta_2)$. Then $B = \text{Cl}(G)$ for some $G \subseteq A$ such that $\rho_m(G) \geq \beta_2$. As $\rho_m(G) \geq \beta_2$, we have $\rho_m(G) \geq \beta_1$. Thus, $\text{Cl}(G) = B \in \mathbb{P}(m, \beta_1)$. \square

This result matches with the intuition that the lower value of β means that our stability index threshold for considering a category or concept is lower and hence gives a finer categorization.

Remark 14. By Proposition 3, if a set $G \subseteq A$ is Galois-stable in an induced context $\mathbb{P}_1 = (A, X_1, I \cap A \times X_1)$ for some $X_1 \subseteq X$, then it is Galois-stable in the context $\mathbb{P} = (A, X, I)$. Thus, a set which is not Galois-stable in \mathbb{P} is not Galois-stable in any induced context and has stability index 0. Thus, for any $\beta > 0$, and m we only need to check the Galois-stable sets in \mathbb{P} to find sets with stability index greater than β and hence to obtain categorization $\mathbb{P}(m, \beta)$.

There have been several orderings defined on Dempster-Shafer mass functions.

Definition 15 ([28, 16]). For any $m_1, m_2 : \mathcal{P}(X) \rightarrow [0, 1]$,

1. *pl-ordering*: $m_1 \leq_{pl} m_2$ iff for every $Y \subseteq X$, $pl_1(Y) \leq pl_2(Y)$.
2. *q-ordering*: $m_1 \leq_q m_2$ iff for every $Y \subseteq X$, $q_1(Y) \leq q_2(Y)$.
3. *s-ordering*: $m_1 \leq_s m_2$ iff there exists a square matrix S with general term $S(W, Y)$, $W, Y \subseteq X$ verifying

$$(\forall Y \subseteq X)(\sum_{W \subseteq X} S(W, Y) = 1, (\forall W, Y \subseteq X) S(W, Y) > 0 \implies W \subseteq Y) \text{ such that}$$

$$(\forall W \subseteq X)(m_1(W) = \sum_{Y \subseteq X} S(W, Y)m_2(Y)).$$
4. *Dempsterian specialization ordering*: $m_1 \leq_d m_2$ iff there exists a Dempster-Shafer mass function m such that $m_1 = m \cap m_2$. Where, $m_1 \cap m_2$ denotes the un-normalized Dempster's combination given by

$$m_1 \cap m_2(Y) = \sum_{Y_1 \cap Y_2 = Y} m_1(Y_1)m_2(Y_2). \quad (6.1)$$

It is well known that [16]

$$m_1 \leq_d m_2 \implies m_1 \leq_s m_2 \implies \begin{cases} m_1 \leq_{pl} m_2 \\ m_1 \leq_q m_2. \end{cases} \quad (6.2)$$

We define a new order on Dempster-Shafer mass functions as follows.

Definition 16. For any $m_1, m_2 : \mathcal{P}(S) \rightarrow [0, 1]$ we define *up-set restricted order* \leq_{\uparrow} as follows. $m_1 \leq_{\uparrow} m_2$ iff for any up-set (i.e. any upward closed subset) $\mathcal{V} \in \mathcal{PP}(S)$,

$$\sum_{Y \in \mathcal{V}} m_1(Y) \leq \sum_{Y \in \mathcal{V}} m_2(Y)$$

Proposition 17.

$$m_1 \leq_d m_2 \implies m_1 \leq_s m_2 \implies m_1 \leq_{\uparrow} m_2 \implies m_1 \leq_{pl} m_2 \text{ and } m_1 \leq_q m_2. \quad (6.3)$$

Proof. By property (6.3) we only need to prove the implications involving \leq_{\uparrow} .

1. $m_1 \leq_s m_2 \implies m_1 \leq_{\uparrow} m_2$

Suppose $m_1 \leq_s m_2$. Then by definition of \leq_s there exists a square matrix S with general term $S(W, Y)$, $W, Y \subseteq X$ verifying

$$S(W, Y) \geq 0 \implies W \subseteq Y, \quad \forall W, Y \subseteq X,$$

such that

$$m_1(W) = \sum_{Y \subseteq X} S(W, Y)m_2(Y), \quad \forall W \subseteq X.$$

Notice preliminarily that, by the above, $m_1(W) = \sum_{W \subseteq Y} S(W, Y)m_2(Y)$. Let $\mathcal{V} \in \mathcal{PP}(S)$ be an up-set. Then

$$\sum_{W \in \mathcal{V}} m_1(W) = \sum_{W \in \mathcal{V}} \sum_{W \subseteq Y} S(W, Y)m_2(Y) = \sum_{Y \in \mathcal{V}} \sum_{W \subseteq Y \text{ and } W \in \mathcal{V}} S(W, Y)m_2(Y) \leq \sum_{Y \in \mathcal{V}} m_2(Y),$$

the last inequality following from the fact that $\sum_{W \subseteq X} S(W, Y) = 1$. That is, $m_1 \leq_{\uparrow} m_2$.

- 2.

$$m_1 \leq_{\uparrow} m_2 \implies \begin{cases} m_1 \leq_{pl} m_2 \\ m_1 \leq_q m_2. \end{cases}$$

It follows immediately from the fact that sets $\{Z \subseteq X \mid Y \subseteq Z\}$, and $\{Z \subseteq X \mid Y \cap Z \neq \emptyset\}$ are up-sets. \square

Lemma 18. Suppose m_1, m_2 are agendas such that $m_1 \leq_{\uparrow} m_2$. Then, for any $G \subseteq A$, $\rho_{m_1}(G) \leq \rho_{m_2}(G)$.

Proof. As $m_1 \leq_{\uparrow} m_2$, we have $m'_1 \leq_{\uparrow} m'_2$, where m'_1 and m'_2 are mass functions induced on \mathcal{R} by m_1 and m_2 respectively. Let $\mathcal{U} \subseteq \mathcal{R}$ be any up-set in $\mathcal{P}(\mathcal{R})$. Then

$$\sum_{\mathbb{P} \in \mathcal{U}} m'_1(\mathbb{P}) \leq \sum_{\mathbb{P} \in \mathcal{U}} m'_2(\mathbb{P}).$$

That is, for any up-set \mathcal{U} in \mathcal{P} , $p'_1(\mathcal{U}) \leq p'_2(\mathcal{U})$. Let \mathcal{R}_G be the set of formal contexts in which G is Galois-stable. As \mathcal{R}_G is an up-set by Corollary 4, $\rho_{m_1}(G) = p_{m'_1}(\mathcal{R}_G) \leq p_{m'_2}(\mathcal{R}_G) = \rho_{m_2}(G)$. \square

Proposition 19. *Let $m_1, m_2 : \mathcal{P}(X) \rightarrow [0, 1]$ be the mass functions defining two agendas. If $m_1 \leq_{\uparrow} m_2$, then for any fixed $\beta \in [0, 1]$, and $B \subseteq A$, if $B \in \mathbb{P}(m_1, \beta)$, then $B \in \mathbb{P}(m_2, \beta)$.*

Proof. Let $B \subseteq A$ be such that $B \in \mathbb{P}(m_1, \beta)$. Then, there exists $G \subseteq A$ such that $\rho_{m_1}(G) \geq \beta$ and $\text{Cl}(G) = B$. By Lemma 18, we have $\rho_{m_2}(G) \geq \beta$. Thus, $\text{Cl}(G) = B \in \mathbb{P}(m_2, \beta)$. \square

Therefore, if $m_1 \leq_{\uparrow} m_2$, for any fixed stability parameter $\beta \in [0, 1]$, the categorization obtained from m_1 by the stability-based method is coarser than the one obtained from m_2 . As a smaller mass function in \leq_{\uparrow} order corresponds to a more specific agenda, i.e. less amount of information being considered in categorization, it is reasonable that this gives a coarser categorization than a larger mass function in \leq_{\uparrow} order. The following corollary is an immediate implication of Proposition 19, and property (6.3).

Corollary 20. *If m_1, m_2 are agendas and $m_1 \leq_s m_2$ (or $m_1 \leq_d m_2$), then, for any $G \subseteq A$, $\rho_{m_1}(G) \leq \rho_{m_2}(G)$, and for any $B \subseteq A$, $B \in \mathbb{P}(m_1, \beta)$ implies $B \in \mathbb{P}(m_2, \beta)$.*

The Proposition 19, and Corollary 20 can be considered as generalization of the Proposition 3 to the non-crisp case. The following corollary follows from Lemma 23, property (6.3), and Proposition 19 immediately.

Remark 21. The Lemma 18, and Proposition 19 do not extend to q-ordering or pl-ordering. Let $X = \{y_1, y_2, y_3\}$, and mass functions m_1 and m_2 be as follows.

$$\begin{aligned} m_1(\{y_1, y_3\}) &= 0.3, & m_1(\{y_2, y_3\}) &= 0.3, & m_1(\{y_1, y_2, y_3\}) &= 0.2, & m_1(\{y_3\}) &= 0.2, \\ m_2(\{y_1, y_3\}) &= 0.1, & m_2(\{y_2, y_3\}) &= 0.1, & m_2(\{y_1, y_2, y_3\}) &= 0.5, & m_2(\{y_3\}) &= 0.3. \end{aligned}$$

It is clear that $m_1 \leq_q m_2$ and $m_1 \leq_{pl} m_2$. However, for the up-set $\mathcal{V} = \{\{y_1, y_3\}, \{y_2, y_3\}, \{y_1, y_2, y_3\}\}$ in $\mathcal{P}(X)$

$$\sum_{Y \in \mathcal{V}} m_2(Y) < \sum_{Y \in \mathcal{V}} m_1(Y).$$

7 Deliberation and categorization in the non-crisp case

Let j_1 and j_2 be two agents with non-crisp agendas m_1 and m_2 respectively. Let $e_1 = \sqcap_{x \in X_1} x$ and $e_2 = \sqcap_{x \in X_2} x$. Let S be any coherent substitution relation. We consider some possible outcomes of deliberation between these agents.

1. For any $Y \subseteq X$, agenda after deliberation m is given by

$$m(Y) = m_1 \oplus m_2(Y) = \frac{\sum_{Y_1 \cap Y_2 = Y} m_1(Y_1) m_2(Y_2)}{\sum_{Y_1 \cap Y_2 \neq \emptyset} m_1(Y_1) m_2(Y_2)}. \quad (7.1)$$

and $m_1 \oplus m_2(\emptyset) = 0$. Note that the aggregation rule of deliberation is same as Dempster-Shafer combination. [47] of m_1 and m_2 .

2. For any $Y \subseteq X$, agenda after deliberation m is given by

$$m(Y) = m_1 \cup_m m_2(Y) = \sum_{Y_1 \cup Y_2 = Y} m_1(Y_1) m_2(Y_2). \quad (7.2)$$

3. For any $Y \subseteq X$, the agenda after deliberation m is given by

$$m_1 \cup_S m_2(Y) = \sum_{Y_1 \cup Y_2 = Y} m_1(Z_1) m_2(Z_2), \quad (7.3)$$

where $Y_1 = \{x \in Y \mid x \geq j_2 \prec e_{Z_1}\}$, and $Y_2 = \{x \in Y \mid x \geq j_1 \prec e_{Z_2}\}$.

4. For any $Y \subseteq X$, $Y \neq \emptyset$ the agenda after deliberation m is given by

$$m_1 \oplus_S m_2(Y) = \frac{\sum_{Y_1 \cap Y_2 = Y} m_1(Z_1) m_2(Z_2)}{\sum_{Y_1 \cap Y_2 \neq \emptyset} m_1(Z_1) m_2(Z_2)}, \quad (7.4)$$

where $Y_1 = \{x \in Y \mid x \geq j_2 \prec e_{Z_1}\}$, and $Y_2 = \{x \in Y \mid x \geq j_1 \prec e_{Z_2}\}$ and $m_1 \oplus_S m_2(\emptyset) = 0$.

Several rules have been used in Dempster-Shafer theory for aggregating preferences of different agents [46, 18]. We believe that many of these rules can be used to model aggregated preferences of agents in different possible deliberation scenarios. An example of deliberation scenarios involving non-crisp agendas is presented in the Appendix.

Remark 22. Note that deliberation scenarios 1-4 discussed above can be seen as non-crisp versions of the possible deliberation scenarios 1-4 in the crisp case discussed in Section 5. Indeed, if the mass functions have only one focal element (this corresponds to agenda being crisp) the aggregated mass functions obtained in scenarios 1-4 above are same as mass functions obtained in scenarios 1-4 in 5.

Lemma 23. Let $m_1, m_2 : \mathcal{P}(X) \rightarrow [0, 1]$ be the mass functions representing two agendas. Let S be any substitution preference relation. Then

$$1. m_1 \cap m_2 \leq_s m_1, m_2 \quad 2. m_1, m_2 \leq_{\uparrow} m_1 \cup_m m_2 \quad 3. m_1 \cap_S m_2 \leq_{\uparrow} m_1 \cup_S m_2$$

Proof. 1. We show that $m_1 \cap m_2 \leq_s m_1$. The proof for m_2 is similar. The proof follows by setting

$$S(W, Y) = \sum \{m_2(Y') \mid Y' \cap Y = W\}.$$

It is straightforward to check that S satisfies all the required conditions in Definition 15.

2. For any $Y \subseteq X$, the mass $m_1(Y)$ is transferred completely to the sets larger than or equal to Y in performing operation \cup . Thus, any mass attached by m_1 to any set in an up-set \mathcal{V} remains in \mathcal{V} in $m_1 \cup_m m_2$. In particular, for every $Y \in \mathcal{V}$ and every $Y' \subseteq X, Y \cup Y' \in \mathcal{V}$. Therefore,

$$\sum_{Y \in \mathcal{V}} m_1(Y) = \sum_{Y \in \mathcal{V}} \left(\sum_{Y' \subseteq X} m_2(Y') \right) m_1(Y) \leq \sum_{Y \in \mathcal{V}} \sum_{Y_1 \cup Y_2 = Y} m_1(Y_1) m_2(Y_2) = \sum_{Y \in \mathcal{V}} (m_1 \cup_m m_2)(Y).$$

The proof for m_2 is obtained in identical manner.

3. For any $Y_1, Y_2 \subseteq X, Y_1 \cap Y_2 \subseteq Y_1 \cup Y_2$. Therefore, for any up-set \mathcal{V} , if $Y_1 \cap Y_2 \in \mathcal{V}$ then $Y_1 \cup Y_2 \in \mathcal{V}$. Since,

$$m_1 \cap_S m_2(Y) = \sum_{Y_1 \cap Y_2 = Y} m_1(Z_1) m_2(Z_2) \quad \text{and} \quad m_1 \cup_S m_2(Y) = \sum_{Y_1 \cup Y_2 = Y} m_1(Z_1) m_2(Z_2),$$

it immediately follows that

$$\sum_{Y \in \mathcal{V}} (m_1 \cap_S m_2)(Y) \leq \sum_{Y \in \mathcal{V}} (m_1 \cup_S m_2)(Y)$$

as any mass attached to a set Y in $m_1 \cap_S m_2$ is attached to a larger set (in inclusion order) in $m_1 \cup_S m_2$. \square

The following Corollary follows immediately from Lemma 23, and Proposition 19.

Corollary 24. Suppose m_1 and m_2 are any two mass functions representing two non-crisp agendas. Then for any $\beta \in [0, 1]$, and any $B \subseteq A$,

1. If $B \in \mathbb{P}(m_1 \cap m_2, \beta)$, then $B \in \mathbb{P}(m_1, \beta)$, and $B \in \mathbb{P}(m_2, \beta)$.
2. If $B \in \mathbb{P}(m_1, \beta)$ or $B \in \mathbb{P}(m_2, \beta)$, then $B \in \mathbb{P}(m_1 \cup_m m_2, \beta)$.
3. $B \in \mathbb{P}(m_1 \cap_S m_2, \beta)$, implies $B \in \mathbb{P}(m_1 \cup_S m_2, \beta)$.

Thus, for any non-crisp agendas m_1 and m_2 and any fixed stability parameter $\beta \in [0, 1]$, applying operation \cap (resp. \cup) leads to a categorization coarser (resp. finer) than either of the categorizations m_1 or m_2 and the categorization obtained from agenda $m_1 \cup_S m_2$ is finer than one obtained from $m_1 \cap_S m_2$ for any fixed. The Corollary 24 can be seen as a generalization of the Proposition 6 and Proposition 9 to the non-crisp case. We have described all the deliberation scenarios so far as occurring between two agents. However, same combination methods can apply to coalitions by combining their common or distributed agenda (depending on choice of the agents) similar to the agendas of individual agents. In such cases we may have additional possibilities of taking common or distributed agendas of a coalition as their agenda. Ignoring this increase in possibilities, the deliberation between coalitions can be treated in a manner similar to the deliberation between individual agents

8 Meta-Learning algorithms using interrogative agendas

Several outlier detection and classification algorithms based on FCA have been developed in recent times [19, 42, 31, 55, 63]. These algorithms are usually based on data analytic methods and are explainable, but, as the number of concept lattices grows exponentially with the number of features, feature selection methods need to render them usable. However, most feature selection methods do not allow for the representation of different importance of different features or sets of features⁴. In [1] we proposed a meta-algorithm which learns

⁴Some algorithms allow for possibility of features having different importance but in our method we also allow for sets of features to have different importance value. This can be an important distinction when features have more structural relations among them.

an (non-crisp) agenda best suited for given outlier detection or classification task. The probability function induced on set of all categorizations by this agenda are used as estimation of relevance of this categorization to given task. A simple outlier detection or classification algorithm which acts on a single crisp concept lattice is used perform the task in each concept lattice with non-zero relevance. The final result of the meta-algorithm is obtained by combining results from all these concept lattices weighed by their relevance values. As total

Algorithm 1 Meta-Learning Algorithm for Interrogative Agendas

Input: a set of objects A , a set of features X , a training set $T \subseteq X$, and a map $y : T \rightarrow C$ representing the labels on the training set, an algorithm Alg that takes in input some object and a concept lattice in \mathcal{R} , and outputs an element in \mathbb{R}^C representing its prediction for each class; a loss function $loss$ that compares two classifications and outputs a real number, and a number of training epochs M .

Output A model that classifies objects in X .

```

1: procedure TRAIN( $A, X, T, y, Alg, loss, M$ )
2:    $\mathbb{L}_1, \dots, \mathbb{L}_n \leftarrow$  compute the concept lattices of  $\mathcal{R}$ 
3:   let  $predictions$  be an empty map from  $A$  to  $\mathbb{R}^C$ 
4:   let  $w$  be an array of random weights of length  $n$ 
5:   for  $e = 1, \dots, M$  do
6:     for  $a \in X, k \in C$  do
7:        $predictions[a][k] \leftarrow \frac{\sum_{i=1}^n w(\mathbb{L}_i) Alg_k(a, \mathbb{L}_i)}{\sum_{i=1}^n w(\mathbb{L}_i)}$ 
8:     end for
9:     update  $w$  with an iteration of gradient descent (use  $loss$ )
10:  end for
11: end procedure

```

number of categorization in \mathcal{R} is $2^{|X|}$, not all lattices in \mathcal{R} can be considered in learning phase for practical reasons. This, we consider mass functions with a limited number of focal elements. The choice of focal elements is determined by the objectives and constraints of the algorithm. For simplicity, we allow weights in learning phase to be any real numbers. Interrogative agendas (mass functions) can be obtained by normalizing absolute values of these weights. Negative values assigned to certain set of features denote that the effect of results from this categorization is opposite to the overall task. For example, negative weight for a categorization in a classification task can signify that that not being in designated class in the categorization is evidence for being in the class under consideration in overall task. The agendas learned by the algorithm describe importance of different sets of features in the given task. This can be seen as a generalization of Shapely values [36], which estimate importance of individual features in given machine learning task. As agendas learned by algorithms can formally be seen as Dempster-Shafer mass functions, it is possible to use tools from Dempster-Shafer theory to study them. For example, different aggregation rules from Dempster-Shafer theory can be used to combine agendas learned from different algorithms to get an ensembled algorithm. Agendas learned with the algorithm can be compared or aggregated with the agendas of experts using Dempster-Shafer theory tools to allow for more collaborative environment between human experts and learning algorithms. This is especially important in fields like auditing where human supervision of algorithms is necessary for ethical and legal reasons.

The learned agenda (weights) by the algorithm describe the importance of different sets of features for the algorithm. These agendas can be used for understanding what the algorithm considers to be important features for detecting outliers for interaction with human experts.

In addition to this our algorithm also provides a *local explainability* where the outlier degree assigned to a single object can be interpreted by looking at the contribution of different categorizations to the final outlier degree assigned by algorithm. An implementation of this algorithm, its application to outlier detection, comparison with other outlier detection algorithms, and explanations provided by it are discussed in detail in [6]. In the future, we intend to carry similar study for the classification task.

9 Conclusion and further directions

Main contributions The main motivation behind this paper is the problem of categorizing business processes for auditing purposes, in a way that facilitates the identification of anomalies. Building on the insight that different ways of categorizing might lead to widely different results, in this paper, we investigate the space of possible categorizations of business processes, seen as nodes of one type in a bipartite graph. Formally, we obtain categorizations by seeing financial network which are formally (possibly weighted) bipartite graphs as formal contexts. We explore the space of the possible categorizations of a given set of business processes in

terms of the interrogative agendas of a given set of agents. We use notions from modal logic to represent the interaction between different agents, agendas, and categorizations. We then discuss possible scenarios involving deliberation of different agents in deciding relevant features and make observations about possible outcomes (i.e. categorizations obtained from deliberation).

We then generalize to the case when agendas of agents are non-crisp using Dempster-Shafer mass functions to denote the many-valued (non-crisp) agendas. We provide a novel *stability-based method* to obtain a crisp categorization approximating a fuzzy categorization corresponding to a non-crisp agenda. We also generalize different possible deliberation scenarios to the non-crisp case using Dempster-Shafer aggregation rules. We then show how our formal framework can be used to obtain machine learning algorithms for outlier detection and classification tasks which can provide both global and local explanations of results.

This paper initiates a new line of research combining modal logic for describing and reasoning about agendas and interactions, FCA for modelling explainable categorizations, and Dempster-Shafer theory to reason with uncertainty. We believe that this contribution can be applied to a much wider range of problems than those involving financial transactions, and that it lays the groundwork of a framework for modelling categorizations involving different agents with different interests interacting and categorizing a set of objects. Below, we discuss some directions for future research.

Applications of different algorithms obtained from meta-algorithm to different fields The meta-algorithm 1 can be used to obtain different interpretable machine learning algorithms for outlier detection and classification. In future, we intend to study similarities and differences between such algorithms by applying them to different data sets from different fields. In particular, we are interested in application of such algorithms for anomaly detection in auditing. We believe that explanations provided by these algorithms and possibility to combine results with human expert knowledge using Dempster-Shafer theory makes this methodology specially attractive to auditors.

Meta-algorithms for other FCA based tasks In Section 8 we discussed a meta-algorithm to obtain an interpretable machine learning algorithm for classification and outlier detection tasks. The meta-algorithm learns the agenda for given classification/outlier detection, that is it performs feature selection algorithm and also making it more explainable. Similar meta-algorithms can possibly be obtained for other tasks like, data-mining, information retrieval, attribute exploration, knowledge management where formal concept analysis is already being successfully applied [41, 43, 40, 21, 59] commonly performed using FCA.

The specific instantiations of such algorithms can often be fine tuned to more efficient procedures. For instance, in the outlier detection algorithm, it is not necessary to use the usual generic FCA algorithms along with the meta-learning algorithm, but some optimized versions can be devised as just the closures of the singletons are needed. This insight that traditional machine learning and specialized fragments of FCA procedures can be used in synergy helps in mitigating the usually relatively high costs of these algorithms, while still while keeping a solid theoretical foundation of FCA.

Ensembling algorithms with each other and expert knowledge The agendas learned in meta-algorithm 1 provide information about relevance assigned to different sets of features by an algorithm. Agendas obtained from different algorithms can be compared or aggregated using Dempster-Shafer based methods [46, 26]. Agendas of human experts can also be combined or compared with agendas learned from algorithm in a similar manner.

Axioms and rules for deliberation In Section 4.1 we mentioned coherence condition for substitution relation. In many practical situations, interactions between R , and S in deliberation may satisfy additional conditions. Many of these additional conditions can be axiomatised using modal logic. We may also add additional relations and modal operators to model relationships between different agents or dependencies between issues. These additional operators may satisfy some interactions axioms between themselves and the ones already considered here. Moreover, there may be several other possible deliberation scenarios than the ones discussed in this paper.

Declaration of interest and disclaimer:

The authors report no conflicts of interest, and declare that they have no relevant or material financial interests related to the research in this paper. The authors alone are responsible for the content and writing of the paper, and the views expressed here are their personal views and do not necessarily reflect the position of their employer.

References

- [1] Erman Acar, Andrea De Domenico, Krishna Manoorkar, and Mattia Panettiere. A meta-learning algorithm for interrogative agendas. *arXiv preprint arXiv:2301.01837*, 2023.
- [2] Mehwish Alam, Thi Nhu Nguyen Le, and Amedeo Napolì. Latviz: A new practical tool for performing interactive exploration over concept lattices. In *CLA 2016-Thirteenth International Conference on Concept Lattices and Their Applications*, 2016.
- [3] Radim Bělohlávek. Fuzzy galois connections. *Mathematical Logic Quarterly*, 45(4):497–504, 1999.
- [4] Garrett Birkhoff. *Lattice theory*, volume 25. American Mathematical Soc., 1940.
- [5] M Boersma, A Maliutin, S Sourabh, LA Hoogduin, and D Kandhai. Reducing the complexity of financial networks using network embeddings. *Scientific reports*, 10(1):1–15, 2020.
- [6] Marcel Boersma, Krishna Manoorkar, Alessandra Palmigiano, Mattia Panettiere, Apostolos Tzimoulis, and Nachoem Wijnberg. Outlier detection using flexible categorisation and interrogative agendas, 2023.
- [7] Marcel Boersma, Sumit Sourabh, and Lucas Hoogduin. Financial statement networks: an application of network theory in audit. *Journal of Network Theory in Finance*, 2018.
- [8] Barry R Cobb and Prakash P Shenoy. On the plausibility transformation method for translating belief function models to probability models. *International journal of approximate reasoning*, 41(3):314–330, 2006.
- [9] George W Cobb and Yung-Pin Chen. An application of markov chain monte carlo to community ecology. *The American Mathematical Monthly*, 110(4):265–288, 2003.
- [10] Willem Conradie, Sabine Frittella, Krishna Manoorkar, Sajad Nazari, Alessandra Palmigiano, Apostolos Tzimoulis, and Nachoem M Wijnberg. Rough concepts. *Information Sciences*, 561:371–413, 2021.
- [11] Willem Conradie, Sabine Frittella, A Palmigiano, M Piazzai, A Tzimoulis, and Nachoem M Wijnberg. Toward an epistemic-logical theory of categorization. *Electronic Proceedings in Theoretical Computer Science, EPTCS*, 251, 2017.
- [12] Willem Conradie, Sabine Frittella, Alessandra Palmigiano, Michele Piazzai, Apostolos Tzimoulis, and Nachoem M Wijnberg. Categories: how i learned to stop worrying and love two sorts. In *International Workshop on Logic, Language, Information, and Computation*, pages 145–164. Springer, 2016.
- [13] Willem Conradie, Alessandra Palmigiano, Claudette Robinson, Apostolos Tzimoulis, and Nachoem M Wijnberg. The logic of vague categories. *arXiv preprint arXiv:1908.04816*, 2019.
- [14] Arthur P Dempster. Upper and lower probabilities induced by a multivalued mapping. In *Classic works of the Dempster-Shafer theory of belief functions*, pages 57–72. Springer, 2008.
- [15] Zhan Deng and Jianyu Wang. A novel decision probability transformation method based on belief interval. *Knowledge-Based Systems*, 208:106427, 2020.
- [16] Thierry Denœux. The cautious rule of combination for belief functions and some extensions. In *2006 9th International Conference on Information Fusion*, pages 1–8. IEEE, 2006.

- [17] Sebastian Enqvist. Modelling epistemic actions in interrogative belief revision. *Journal of Logic and Computation*, 22(6):1335–1365, 2012.
- [18] Sabine Frittella, Krishna Manoorkar, Alessandra Palmigiano, Apostolos Tzimoulis, and Nachoem Wijnberg. Toward a dempster-shafer theory of concepts. *International Journal of Approximate Reasoning*, 125:14–25, 2020.
- [19] Huaiyu Fu, Huaiguo Fu, Patrik Njiwoua, and Engelbert Mephu Nguifo. A comparative study of fca-based supervised classification algorithms. In *International Conference on Formal Concept Analysis*, pages 313–320. Springer, 2004.
- [20] Bernhard Ganter and Rudolf Wille. Conceptual scaling. In *Applications of combinatorics and graph theory to the biological and social sciences*, pages 139–167. Springer, 1989.
- [21] Bernhard Ganter and Rudolf Wille. *Formal concept analysis: mathematical foundations*. Springer Science & Business Media, 2012.
- [22] Lukas Giriūnas and Jonas Mackevičius. Evaluation of frauds in public sector. *Entrepreneurship and sustainability issues*, 1:143–150, 2014.
- [23] Jonathan Hayes and Claudio Gutierrez. Bipartite graphs as intermediate model for rdf. In *International Semantic Web Conference*, pages 47–61. Springer, 2004.
- [24] Anil K Jain and Richard C Dubes. *Algorithms for clustering data*. Prentice-Hall, Inc., 1988.
- [25] Anil K Jain, M Narasimha Murty, and Patrick J Flynn. Data clustering: a review. *ACM computing surveys (CSUR)*, 31(3):264–323, 1999.
- [26] Anne-Laure Jousselme, Dominic Grenier, and Éloi Bossé. A new distance between two bodies of evidence. *Information fusion*, 2(2):91–101, 2001.
- [27] Edward J Joyce. Expert judgment in audit program planning. *Journal of Accounting Research*, 14:29–60, 1976.
- [28] Frank Klawonn and Philippe Smets. The dynamic of belief in the transferable belief model and specialization-generalization matrices. In *Uncertainty in artificial intelligence*, pages 130–137. Elsevier, 1992.
- [29] Julia Kokina and Thomas H Davenport. The emergence of artificial intelligence: How automation is changing auditing. *Journal of emerging technologies in accounting*, 14(1):115–122, 2017.
- [30] Sergei O Kuznetsov. Machine learning and formal concept analysis. In *International Conference on Formal Concept Analysis*, pages 287–312. Springer, 2004.
- [31] Sergei O Kuznetsov. Fitting pattern structures to knowledge discovery in big data. In *International conference on formal concept analysis*, pages 254–266. Springer, 2013.
- [32] LatViz. Lattice visualization. latviz.loria.fr, 2016.
- [33] Feng Li, Shoumei Li, and Thierry Denœux. k-cevclus: Constrained evidential clustering of large dissimilarity data. *Knowledge-Based Systems*, 142:29–44, 2018.
- [34] Robert K Merton. The self-fulfilling prophecy. *The antioch review*, 8(2):193–210, 1948.
- [35] Theodore J Mock, Srinivasan C Ragothaman, and Rajendra P Srivastava. Using evidential reasoning technology to enhance the audit quality assurance inspection process. *Journal of Emerging Technologies in Accounting*, 15(1):29–43, 2018.
- [36] Christoph Molnar. *Interpretable machine learning*. Lulu. com, 2020.
- [37] David G Myers and Helmut Lamm. The group polarization phenomenon. *Psychological bulletin*, 83(4):602, 1976.

- [38] Ping-Feng Pai, Ming-Fu Hsu, and Ming-Chieh Wang. A support vector machine-based model for detecting top management fraud. *Knowledge-Based Systems*, 24(2):314–321, 2011.
- [39] Georgios A Pavlopoulos, Panagiota I Kontou, Athanasia Pavlopoulou, Costas Bouyioukos, Evripides Markou, and Pantelis G Bagos. Bipartite graphs in systems biology and medicine: a survey of methods and applications. *GigaScience*, 7(4):giy014, 2018.
- [40] Jonas Poelmans, Sergei O Kuznetsov, Dmitry I Ignatov, and Guido Dedene. Formal concept analysis in knowledge processing: A survey on models and techniques. *Expert systems with applications*, 40(16):6601–6623, 2013.
- [41] Uta Priss. Formal concept analysis in information science. *Annu. Rev. Inf. Sci. Technol.*, 40(1):521–543, 2006.
- [42] Olga Prokashcheva, Alina Onishchenko, and Sergey Gurov. Classification methods based on formal concept analysis. *FCAIR 2012–Formal Concept Analysis Meets Information Retrieval*, page 95, 2013.
- [43] Abderrahim El Qadi, Driss Aboutajedine, and Yassine Ennouary. Formal concept analysis for information retrieval. *arXiv preprint arXiv:1003.1494*, 2010.
- [44] John R. Raphael. Rethinking the audit: Innovation is transforming how audits are conducted - and even what it means to be an auditor. *Journal of accountancy*, 223:28, 2017.
- [45] Erzsébet Ravasz, Anna Lisa Somera, Dale A Mongru, Zoltán N Oltvai, and A-L Barabási. Hierarchical organization of modularity in metabolic networks. *science*, 297(5586):1551–1555, 2002.
- [46] Kari Sentz, Scott Ferson, et al. *Combination of evidence in Dempster-Shafer theory*, volume 4015. Cite-seer, 2002.
- [47] Glenn Shafer. *A mathematical theory of evidence*. Princeton university press, 1976.
- [48] Glenn Shafer and Rajendra Srivastava. The bayesian and belief-function formalisms: A general perspective for auditing. *Auditing: A Journal of practice and Theory*, 9(Supplement):110–148, 1990.
- [49] Nitin Singh, Kee-hung Lai, Markus Vejvar, and TC Edwin Cheng. Data-driven auditing: A predictive modeling approach to fraud detection and classification. *Journal of Corporate Accounting & Finance*, 30(3):64–82, 2019.
- [50] Frano Škopljanać-Maćina and Bruno Blašković. Formal concept analysis—overview and applications. *Procedia Engineering*, 69:1258–1267, 2014.
- [51] Philippe Smets. Decision making in the tbm: the necessity of the pignistic transformation. *International journal of approximate reasoning*, 38(2):133–147, 2005.
- [52] Rajendra P Srivastava. Belief functions and audit decisions. *Auditors Report*, 17(1):8–12, 1993.
- [53] Rajendra P Srivastava. An introduction to evidential reasoning for decision making under uncertainty: Bayesian and belief function perspectives. *International Journal of Accounting Information Systems*, 12(2):126–135, 2011.
- [54] Rajendra P Srivastava and Glenn R Shafer. Belief-function formulas for audit risk. *Accounting Review*, pages 249–283, 1992.
- [55] Mahito Sugiyama and Akihiro Yamamoto. Semi-supervised learning on closed set lattices. *Intelligent Data Analysis*, 17(3):399–421, 2013.
- [56] Cass Sunstein. Republic. com princeton. *Telhami, Shibley: 2010 Arab Public Opinion Poll (conducted by the University of*, 2001.
- [57] Wei Wang, Thomas Guyet, René Quiniou, Marie-Odile Cordier, Florent Masegla, and Xiangliang Zhang. Autonomic intrusion detection: Adaptively detecting anomalies over unlabeled audit data streams in computer networks. *Knowledge-Based Systems*, 70:103–117, 2014.

- [58] Xiaohong Wang. Reflections on the application of ai in auditing practice in the context of big data. In *The International Conference on Cyber Security Intelligence and Analytics*, pages 1262–1267. Springer, 2019.
- [59] Rudolf Wille and Bernhard Ganter. Formal concept analysis, 1996.
- [60] Qiang Wu and Zongtian Liu. Real formal concept analysis based on grey-rough set theory. *Knowledge-Based Systems*, 22(1):38–45, 2009.
- [61] Ronald R Yager and Liping Liu. *Classic works of the Dempster-Shafer theory of belief functions*, volume 219. Springer, 2008.
- [62] Ruiping Yin, Kan Li, Guangquan Zhang, and Jie Lu. A deeper graph neural network for recommender systems. *Knowledge-Based Systems*, 185:105020, 2019.
- [63] Jifu Zhang, Sulan Zhang, Kai H Chang, and Xiao Qin. An outlier mining algorithm based on constrained concept lattice. *International Journal of Systems Science*, 45(5):1170–1179, 2014.

A Financial statements network example

The following table is a small database showing different transactions and financial accounts used to obtain a small financial statements network considered in examples.

ID	TID	FA name	Value	ID	TID	FA name	Value
1	1	revenue	-100	17	7	cost of sales	+400
2	1	cost of sales	+100	18	7	revenue	-300
3	2	revenue	-400	19	7	inventory	-100
4	2	personal expenses	+400	20	8	revenue	-150
5	3	other expenses	+125	21	8	cost of sales	+150
6	3	cost of sales	+375	22	9	revenue	-250
7	3	revenue	-500	23	9	cost of sales	+250
8	4	tax	-125	24	10	tax	-250
9	4	cost of sales	+500	24	10	personal expenses	+250
10	4	revenue	-375	26	11	revenue	-250
11	5	tax	-10	27	11	personal expenses	+175
12	5	cost of sales	+200	28	11	other expenses	+75
13	5	revenue	-190	29	12	revenue	-250
14	6	other expenses	+50	30	12	tax	-50
15	6	cost of sales	+450	31	12	personal expenses	+150
16	6	inventory	-500	32	12	other expenses	+150

Table 1: A small database with 12 business processes and 6 financial accounts. We use same TID to denote all credit and debit activities relating to a single business process.

The following table gives shows the many valued context obtained by interpreting the business processes as objects and financial accounts as features. The value of incidence relation denotes the share of given financial account in given business process.

Examples

We consider a small financial statements network consisting of 12 business processes given by $a_1 - a_{12}$ and 6 financial accounts x_1 -tax, x_2 -revenue, x_3 -cost of sales, x_4 -personnel expenses, x_5 -inventory, x_6 -other expenses. For the details of each business process refer to database in appendix A. As financial statements network is a weighted-bipartite graph it can be viewed as a many-valued formal contexts with business processes as objects

Business process (a)	Financial account (x)	Share of value (I(a,x))	Business process (a)	Financial account (x)	Share of value (I(a,x))
1 (a_1)	revenue (x_2)	-1	7 (a_7)	cost of sales (x_3)	+1
1 (a_1)	cost of sales (x_3)	+1	7 (a_7)	inventory (x_5)	-0.25
2 (a_2)	revenue (x_2)	-1	7 (a_7)	revenue (x_2)	-0.75
2 (a_2)	personal expenses (x_4)	+1	8 (a_8)	revenue (x_2)	-1
3 (a_3)	other expenses (x_6)	+0.25	8 (a_8)	cost of sales (x_3)	+1
3 (a_3)	cost of sales (x_3)	+0.75	9 (a_9)	revenue (x_2)	-1
3 (a_3)	revenue (x_2)	-1	9 (a_9)	other expenses (x_6)	+1
4 (a_4)	tax (x_1)	-0.25	10 (a_{10})	tax (x_1)	-1
4 (a_4)	cost of sales (x_3)	+1	10 (a_{10})	personal expenses (x_4)	+1
4 (a_4)	revenue (x_2)	-0.75	11 (a_{11})	revenue(x_2)	-1
5 (a_5)	tax (x_1)	-0.05	11 (a_{11})	personal expenses (x_4)	+0.7
5 (a_5)	cost of sales (x_3)	+1	11 (a_{11})	other expenses (x_6)	+0.3
5 (a_5)	revenue (x_2)	-0.95	12 (a_{12})	revenue(x_2)	-0.83
6 (a_6)	other expenses (x_6)	+0.1	12 (a_{12})	tax(x_1)	-0.17
6 (a_6)	cost of sales (x_3)	+0.9	12 (a_{12})	personal expenses (x_4)	+0.5
6 (a_6)	inventory (x_5)	-1	12 (a_{12})	other expenses (x_6)	+0.5

Table 2: The formal context obtained from transaction database given in Table A. $I(a, x) = 0$ for any (a, x) pair not present in the table.

and financial accounts as features. To see many-valued formal context obtained from the database in the Table A refer to the Table A. We can use different types of conceptual scaling methods to obtain a single valued formal context from a many-valued context. Here, we use scaling with interval scaling which divides interval $[-1, 1]$ into s equal intervals (these are the possible weights for any edges of the financial statements network). Several other conceptual scaling methods may be appropriate depending on particular application. We refer to [20] for more details on different conceptual scaling methods, their properties and applications.

A.0.1 Deliberation in crisp case

Let us recall the example from Section II with a set of business processes $A = \{a_i \mid 1 \leq i \leq 12\}$ and financial accounts $X_0 = \{x_i \mid 1 \leq i \leq 6\}$. The database describing these business process is given in Table A and the corresponding many-valued context is given in A. As mentioned in the introduction we use conceptual scaling to convert this many-valued context into a crisp formal context. Here, we use interval scaling dividing the range $[-1, 1]$ into s equal intervals for every attribute (i.e. financial account). Thus, the set of features for resultant crisp formal context is given by $X = \{x_{ik} \mid 1 \leq i \leq 6, 1 \leq k \leq s\}$, where a business process a has feature x_{ik} iff $-1 + 2(k-1)/s \leq I(a, x_i) \leq -1 + 2k/s$. The categorization (concept lattice) corresponding to this formal context when $s = 5$ is shown in the Figure 12. This is the categorization considering to all features (financial accounts) in the context and thus contains all the information given by the context (after scaling). Therefore, this is the finest categorization obtainable by any of our proposed methods from this context. It can indeed be seen that this categorization is finer than any categorization we come across in all the categorization examples arising from different agendas (crisp or non-crisp) for this context.

Let $C = \{j_1, j_2, j_3\}$. Interests of the agents in C can be represented by the following relation $R \subseteq X \times C$.

$$R = \{(j_1, x_{1k}), (j_1, x_{2k}), (j_1, x_{5k}), (j_2, x_{1k}), (j_2, x_{2k}), (j_2, x_{3k}), (j_3, x_{1k}), (j_3, x_{3k})\},$$

where $1 \leq k \leq s$. The categorizations (concept lattices) obtained from the agendas of j_1 , j_2 , and j_3 are shown in the Figures 3, 4, and 5 respectively.

Suppose agents j_1 , j_2 and j_3 deliberate on how to combine their agendas to get an aggregated agenda for categorization. Let $S \subseteq X \times C \times X$ be the substitution relation corresponding to this deliberation be given by

$$S = \{(x_{1k}, j_1, x_{1k}), (x_{2k}, j_1, x_{2k}), (x_{5k}, j_1, x_{5k}), (x_{3k}, j_1, x_{6k}), (x_{3k}, j_2, x_{3k}), (x_{1k}, j_2, x_{1k}), \\ (x_{2k}, j_2, x_{2k}), (x_{5k}, j_2, x_{6k}), (x_{5k}, j_2, x_{5k})\},$$

where $1 \leq k \leq s$. The categorizations (concept lattices) obtained by deliberation scenarios 1,2,3,4 discussed in Section V are given in Figures 8, 6, 9, and 8 respectively. Notice that in deliberation scenario 3, the resultant

Agenda	x_1	x_2	x_3	x_4	x_5	x_6
m_1	0.67	0.067	0.067	0.067	0.067	0.067
m_2	0.683	0.183	0.033	0.033	0.033	0.033
m_3	0.317	0.317	0.017	0.017	0.017	0.317
m	0.885	0.085	0.001	0.001	0.001	0.025
m'	0.239	0.239	0.095	0.095	0.095	0.239
m_s	0.433	0.133	0	0	0	0.433
m'_s	0.75	0	0	0	0	0.25

Table 3: Importance estimates via pignistic transformation

agenda after deliberation is $Y_1 = \{x_{1k}, x_{2k}, x_{5k}, x_{6k}\}$, where $1 \leq k \leq s$. Notice that the features x_{6k} , $1 \leq k \leq s$, (other expenses) were not present in the agenda of either of two agents, however it is present in the aggregated agenda. This corresponds to agents deliberating to choose feature which is not initial preference for either of them but both can compromise on. Preference-substitution relation allows us to model such situations in deliberation.

A.0.2 Deliberation in the non-crisp case

Let j_1 , j_2 , and j_3 be three agents with different possibly non-crisp agendas. Suppose the agenda of agent j_1 is given by mass function m_1 $m_1(\{x_{1k}\}) = 0.6$ and $m_1(X) = 0.4$, for $1 \leq k \leq s$. This can be considered j_1 assigning preference or importance 0.6 to the feature tax and 0.4 to the set of all the features i.e. preference for categorization based on tax alone describes categorization intended by j_1 to extent 0.6, while categorization based on all features in X describes intended categorization fully. Suppose the agenda of agent j_2 is given by mass function m_2 $m_2(\{x_{1k}\}) = 0.5$, $m_2(\{x_{1k}, x_{2k}\}) = 0.3$, and $m_2(X) = 0.2$, for $1 \leq k \leq s$. This can be considered as j_2 saying tax alone describes the categorization intended by j_2 to extent 0.5, tax and revenue together describe the categorization intended by j_2 to extent 0.8 and categorization based on all features in X describes intended categorization fully. Suppose agent j_3 has crisp agenda $Y = \{x_{1k}, x_{2k}, x_{6k}\}$, $1 \leq k \leq s$, and the relative importance of these agents involved in deliberation is $1 : 1 : 0.9$. In this case, the agendas of j_1 , j_2 , and j_3 adjusted for the relative importance are given by m_1 , m_2 , and m_3 respectively, where m_3 is given by $m_3(Y) = 0.9$, and $m_3(X) = 0.1$. The most likely categorization (i.e. categorization with the highest induced mass) for m_1 and m_2 is same and is shown in the Figure 7, while the most likely categorization according to m_3 is shown in the Figure 8. The categorizations by stability-based method for the agendas given by mass functions m_1 , m_2 , and m_3 , when $\beta = 0.5$ and $s = 5$ are shown in the Figures 7, 10, and 8 respectively. We now consider different possible deliberation scenarios between these agents. Let $S \subseteq X \times C \times X$ be the substitution relation corresponding to this deliberation be given by

$$S = \{(x_{1k}, j_1, x_{1k}), (x_{2k}, j_1, x_{6k}), (x_{1k}, j_2, x_{1k}), (x_{2k}, j_2, x_{2k}), (x_{1k}, j_2, x_{6k}), (x_{6k}, j_2, x_{6k})\},$$

where $1 \leq k \leq s$. The mass functions obtained from deliberation scenarios 1,2,3, and 4 discussed in Section VII are given by m_1 , m_2 , m_3 , and m_4 respectively, where

$$\begin{aligned} m_2(\{x_{1k}, x_{2k}, x_{6k}\}) &= 0.432 & m_3(\{x_{1k}, x_{2k}, x_{6k}\}) &= 0.4 & m_3(\{x_{1k}, x_{6k}\}) &= 0.6 & m_1(\{x_{1k}\}) &= 0.8, & m_1(X) &= 0.008 \\ m_1(\{x_{1k}, x_{2k}, x_{6k}\}) &= 0.072 & m_1(\{x_{1k}, x_{2k}\}) &= 0.12 & m_4(\{x_{1k}, x_{6k}\}) &= 0.5 & m_4(\{x_{1k}\}) &= 0.5 & m_2(X) &= 0.568 \end{aligned}$$

The most likely categorizations (categorization with the highest mass) from agendas m_1 , m_2 , and m_3 are shown in Figures 7, 12, and 11. Notice that there is no unique most likely categorization for m_4 . The categorizations obtained from m_1 , m_2 , m_3 , and m_4 by stability-based method with $\beta = 0.5$ are shown in Figures 7, 12, 11, and 11 respectively.

A.0.3 Importance of different features in these categorizations

In this section, we give the estimated values of importance of different features (financial accounts) via pignistic and plausibility transformations for all the the non-crisp agendas (mass functions) mentioned in different examples throughout this section. These estimated importance values can be used for analysis of agendas of agents and coalitions together with different clustering methods to classify business processes as weights (relevance) for features.

Agenda	x_1	x_2	x_3	x_4	x_5	x_6
m_1	0.333	0.133	0.133	0.133	0.133	0.133
m_2	0.435	0.217	0.087	0.087	0.087	0.087
m_3	0.303	0.303	0.030	0.030	0.030	0.303
m	0.767	0.153	0.006	0.006	0.006	0.061
m'	0.213	0.213	0.121	0.121	0.121	0.213
m_s	0.417	0.167	0	0	0	0.417
m'_s	0.667	0	0	0	0	0.333

Table 4: Importance estimates via plausibility transformation

B Proofs

Proposition 2 . For all $c_1, c_2 \in \mathbb{C}$,

1. $\Diamond(c_1 \cup c_2) = \Diamond c_1 \sqcup \Diamond c_2$ and $\Diamond \perp = \epsilon$;
2. $\triangleright \perp = \tau$ and \triangleright is antitone;
3. $\triangleright(c_1 \cup c_2) = \triangleright c_1 \sqcap \triangleright c_2$,

where ϵ , and τ denote the bottom and top of the Boolean algebra \mathbb{D} respectively.

Proof. 1. By definition, $\Diamond \perp = \sqcup \{\Diamond j \mid j \leq \perp\} = \sqcup \emptyset = \perp_{\mathbb{D}} = \epsilon$. If $c_1 \leq c_2$ then $\{\Diamond j \mid j \leq c_1\} \subseteq \{\Diamond j \mid j \leq c_2\}$, and hence $\Diamond c_1 := \sqcup \{\Diamond j \mid j \leq c_1\} \leq \sqcup \{\Diamond j \mid j \leq c_2\} := \Diamond c_2$. This implies that $\Diamond c_1 \sqcup \Diamond c_2 \leq \Diamond(c_1 \cup c_2)$. Conversely, $\Diamond c_1 \sqcup \Diamond c_2 \leq m$ iff $\Diamond c_1 \leq m$ and $\Diamond c_2 \leq m$, i.e. $\sqcup \{\Diamond j \mid j \leq c_1\} \leq m$ and $\sqcup \{\Diamond j \mid j \leq c_2\} \leq m$, iff $\Diamond j \leq m$ for every $j \leq c_1$ and every $j \leq c_2$, i.e. $\Diamond(c_1 \cup c_2) := \sqcup \{\Diamond j \mid j \leq c_1 \cup c_2\} \leq m$.

2. By definition, $\triangleright \perp = \sqcap \{\triangleright j \mid j \leq \perp\} = \sqcap \emptyset = \top_{\mathbb{D}} = \tau$. If $c_1 \leq c_2$ then $\{\triangleright j \mid j \leq c_1\} \subseteq \{\triangleright j \mid j \leq c_2\}$, and hence $\triangleright c_2 := \sqcap \{\triangleright j \mid j \leq c_2\} \leq \sqcap \{\triangleright j \mid j \leq c_1\} := \triangleright c_1$. This implies that $\triangleright(c_1 \cup c_2) \leq \triangleright c_1 \sqcap \triangleright c_2$.

3. By 2, it is enough to show that if $m \in X$ and $\triangleright(c_1 \cup c_2) \leq m$, then $\triangleright c_1 \sqcap \triangleright c_2 \leq m$. Since m is completely meet-prime, the assumption $\sqcap \{\triangleright j \mid j \leq c_1 \cup c_2\} = \triangleright(c_1 \cup c_2) \leq m$ implies $\triangleright j \leq m$ for some $j \leq c_1 \cup c_2$. Since j is completely join-prime, $j \leq c_1 \cup c_2$ implies $j \leq c_1$ or $j \leq c_2$. In either case, $\triangleright c_1 \sqcap \triangleright c_2 \leq \triangleright c_i \leq \triangleright j \leq m$, as required. \square

Proposition 7 For every $e \in \mathbb{D}$ and all $c_1, c_2 \in \mathbb{C}$,

1. $\perp \prec e = \epsilon$ and $c \prec \tau = \epsilon$;
2. $(c_1 \cup c_2) \prec e = c_1 \prec e \sqcup c_2 \prec e$;
3. \prec is antitone in its second coordinate;
4. $c \prec (e_1 \sqcap e_2) = c \prec e_1 \sqcup c \prec e_2$,

where ϵ , and τ denote the bottom and top of the Boolean algebra \mathbb{D} respectively.

Proof. 1. By definition, $\perp \prec e = \sqcup \{j \prec m \mid j \leq \perp \text{ and } e \leq m\} = \sqcup \emptyset = \perp_{\mathbb{D}} = \epsilon$. Likewise, $c \prec \tau = \sqcup \{j \prec m \mid j \leq c \text{ and } \tau \leq m\} = \sqcup \emptyset = \perp_{\mathbb{D}} = \epsilon$.

2. If $c_1 \leq c_2$ then $\{j \prec m \mid j \leq c_1 \text{ and } e \leq m\} \subseteq \{j \prec m \mid j \leq c_2 \text{ and } e \leq m\}$, and hence $c_1 \prec e := \sqcup \{j \prec m \mid j \leq c_1 \text{ and } e \leq m\} \leq \sqcup \{j \prec m \mid j \leq c_2 \text{ and } e \leq m\} = c_2 \prec e$. This implies that $c_1 \prec e \sqcup c_2 \prec e \leq (c_1 \cup c_2) \prec e$. Conversely, $c_1 \prec e \sqcup c_2 \prec e \leq n$ iff $c_1 \prec e \leq n$ and $c_2 \prec e \leq n$, i.e. $\sqcup \{j \prec m \mid j \leq c_1 \text{ and } e \leq m\} \leq n$ and $\sqcup \{j \prec m \mid j \leq c_2 \text{ and } e \leq m\} \leq n$, iff $j \prec m \leq n$ for every m and j such that either $m \geq e$ and $j \leq c_1$, or $m \geq e$ and $j \leq c_2$. Given that any j is completely join-prime, this implies that $(c_1 \cup c_2) \prec e := \sqcup \{j \prec m \mid j \leq c_1 \cup c_2 \text{ and } e \leq m\} \leq n$.

3. If $e_1 \leq e_2$ then $\{j \prec m \mid j \leq c \text{ and } e_2 \leq m\} \subseteq \{j \prec m \mid j \leq c \text{ and } e_1 \leq m\}$, and hence $c \prec e_2 := \sqcup \{j \prec m \mid j \leq c \text{ and } e_2 \leq m\} \leq \sqcup \{j \prec m \mid j \leq c \text{ and } e_1 \leq m\} = c \prec e_1$. This implies that $c \prec e_1 \sqcup c \prec e_2 \leq c \prec (e_1 \sqcap e_2)$.

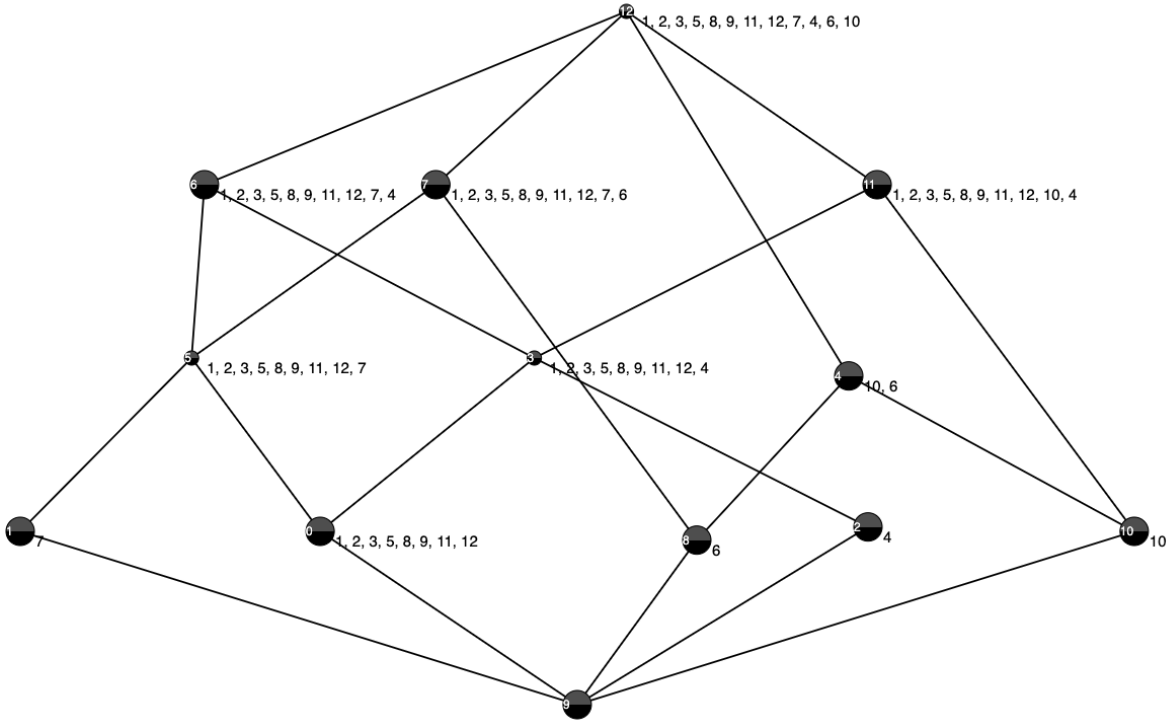


Figure 3: Concept lattice 1

4. By 3, it is enough to show that if $n \in X$ and $c \prec e_1 \sqcup c \prec e_2 \leq n$ then $c \prec (e_1 \sqcap e_2) \leq n$. The assumption $c \prec e_1 \sqcup c \prec e_2 \leq n$ is equivalent to $c \prec e_1 \leq n$ and $c \prec e_2 \leq n$, i.e. $\sqcup\{j \prec m \mid j \leq c \text{ and } e_1 \leq m\} \leq n$ and $\sqcup\{j \prec m \mid j \leq c \text{ and } e_2 \leq m\} \leq n$, iff $j \prec m \leq n$ for every m and j such that either $j \leq c$ and $m \geq e_1$, or $j \leq c$ and $m \geq e_2$. If any m is completely meet-prime, this implies that $c \prec (e_1 \sqcap e_2) := \sqcup\{j \prec m \mid j \leq c \text{ and } (e_1 \sqcap e_2) \leq m\} \leq n$. \square

C Concept lattices obtained in different examples

In this Section, we give the diagrams of various concept lattices arising from the different examples in Section A. These concept lattices were drawn with the help of lattice visualization by LatViz [32, 2].

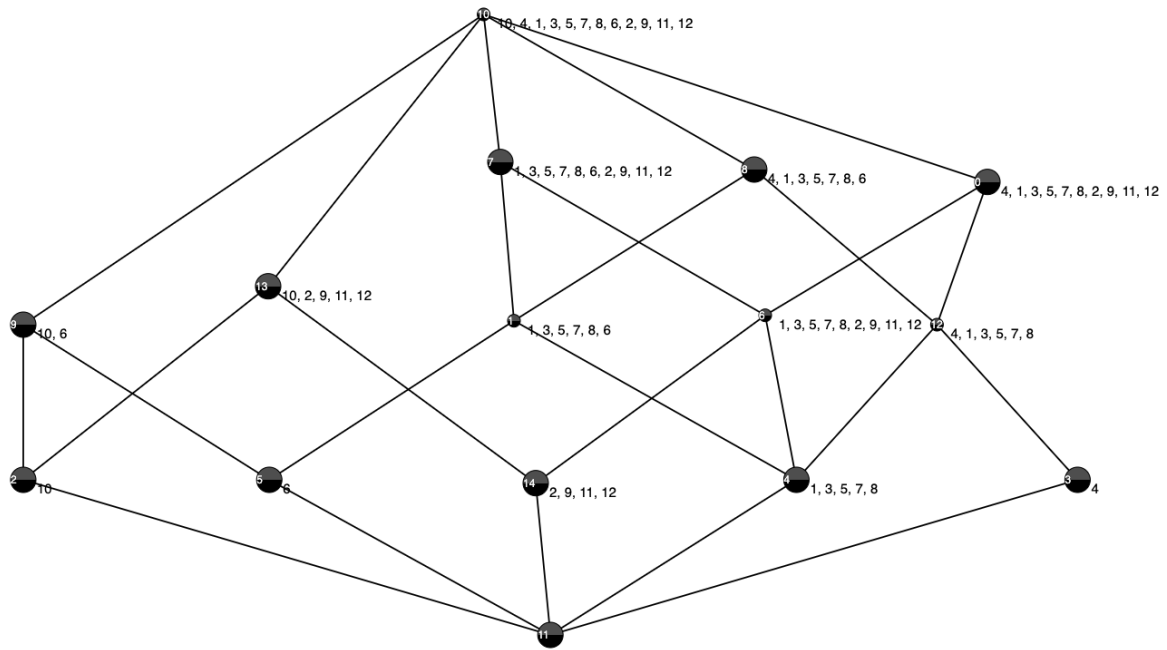


Figure 4: Concept lattice 2

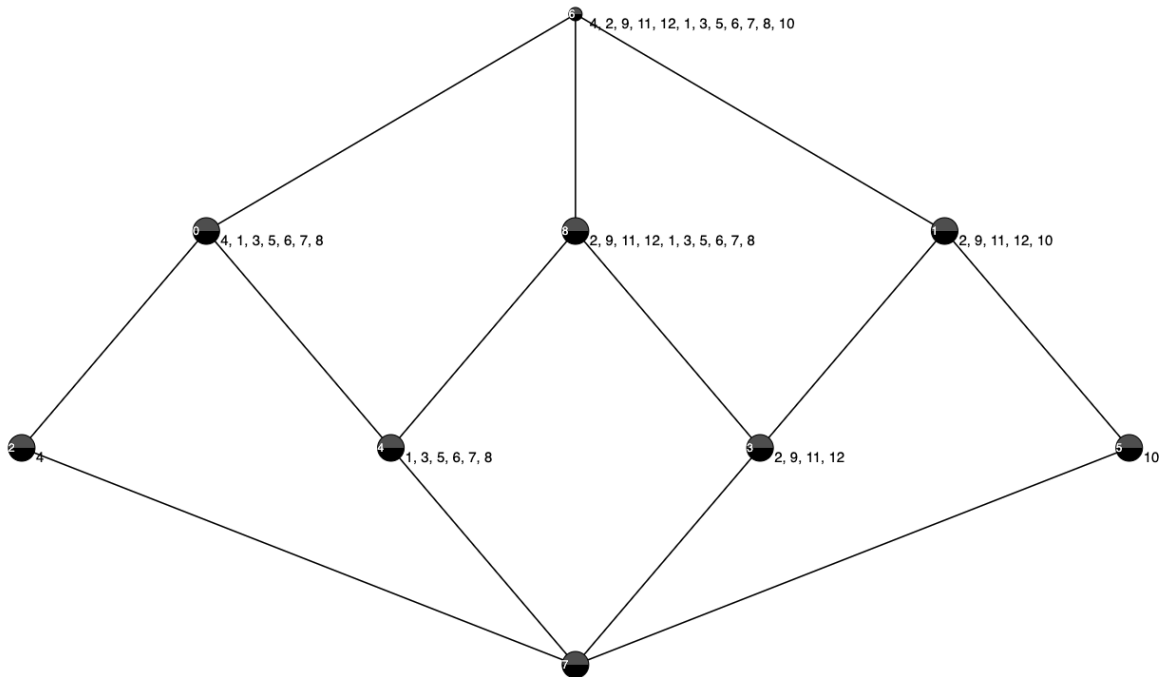


Figure 5: Concept lattice 3

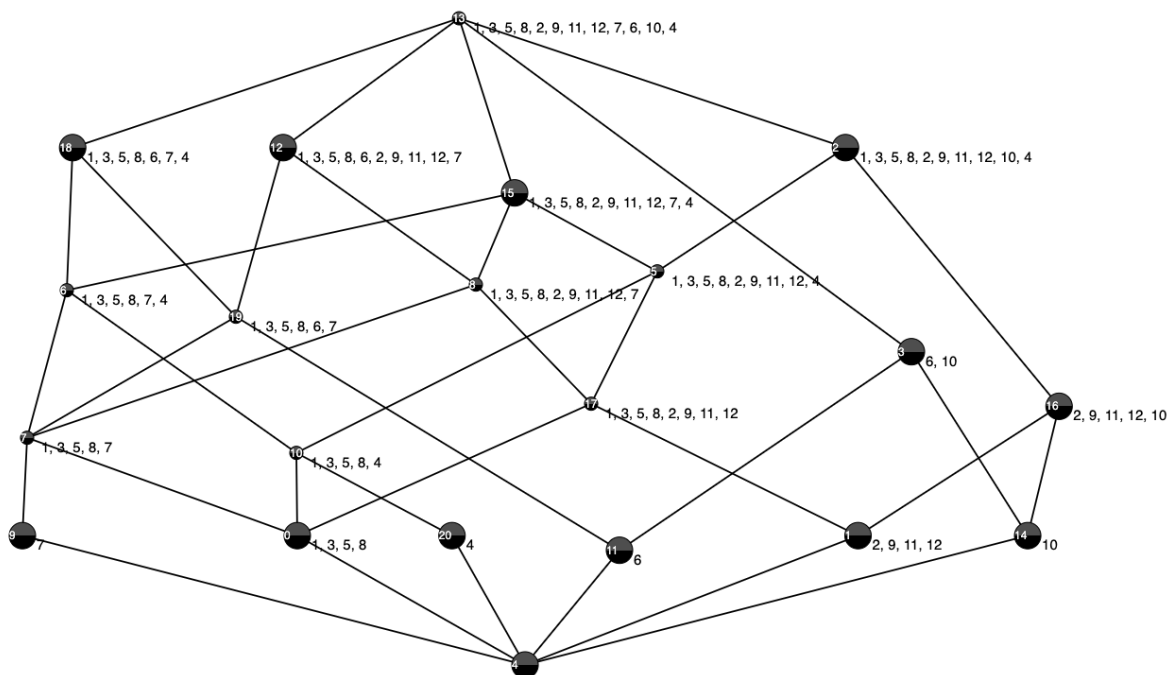


Figure 6: Concept lattice 4

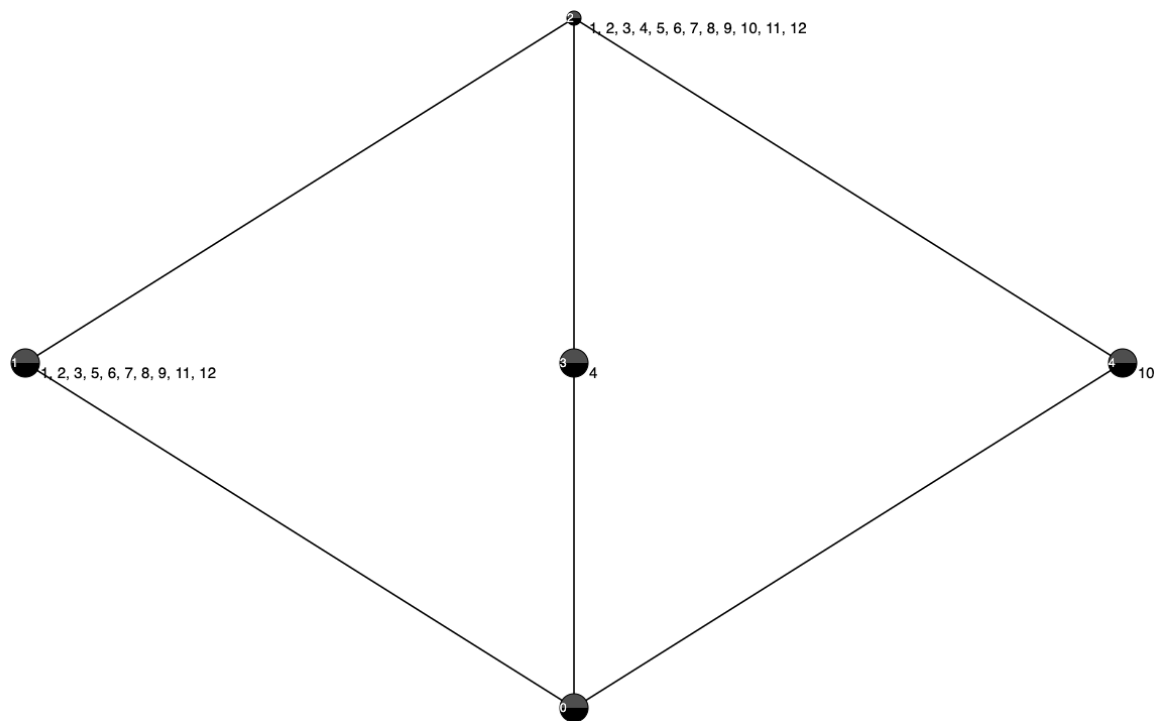
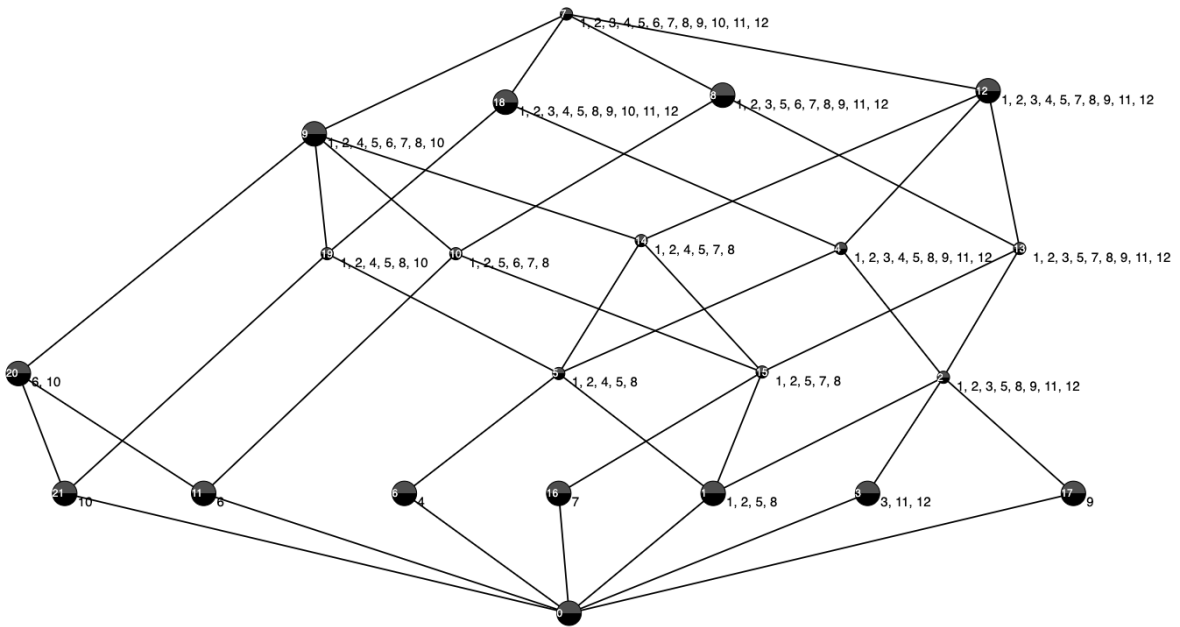
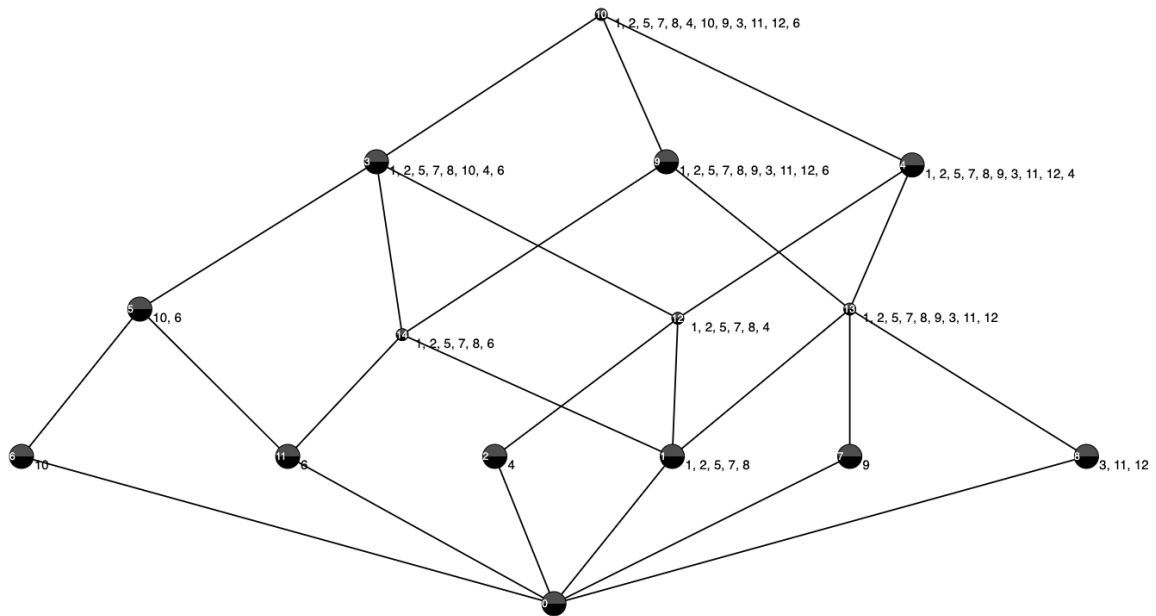


Figure 7: Concept lattice 5



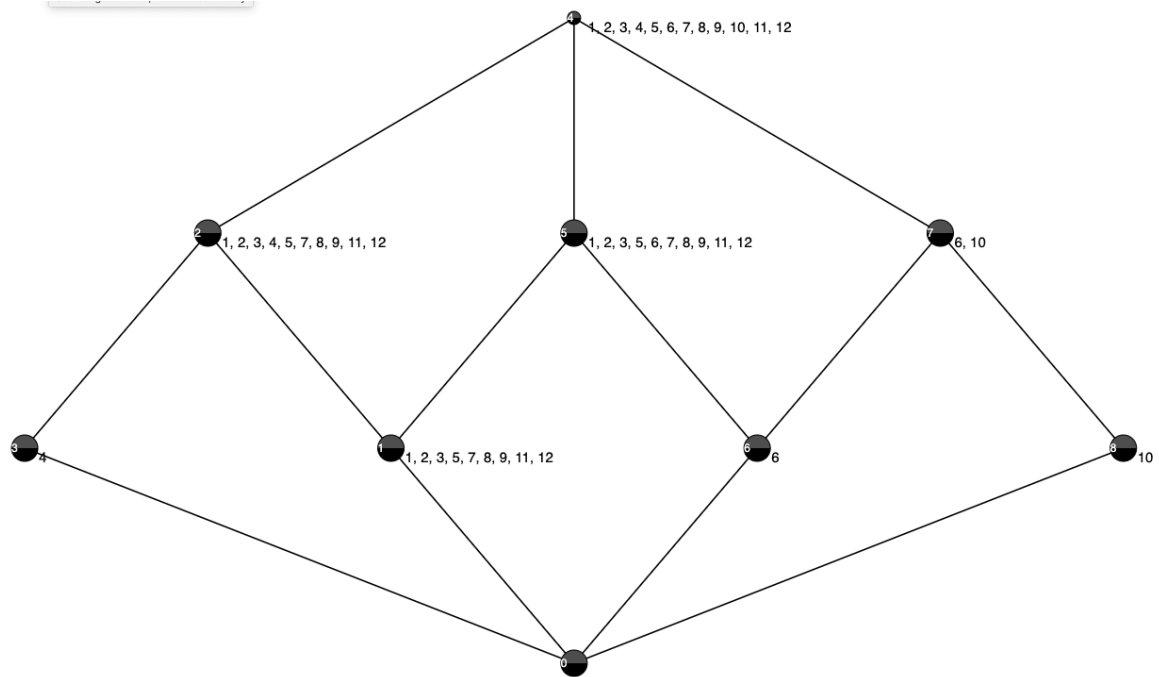


Figure 10: Concept lattice 8

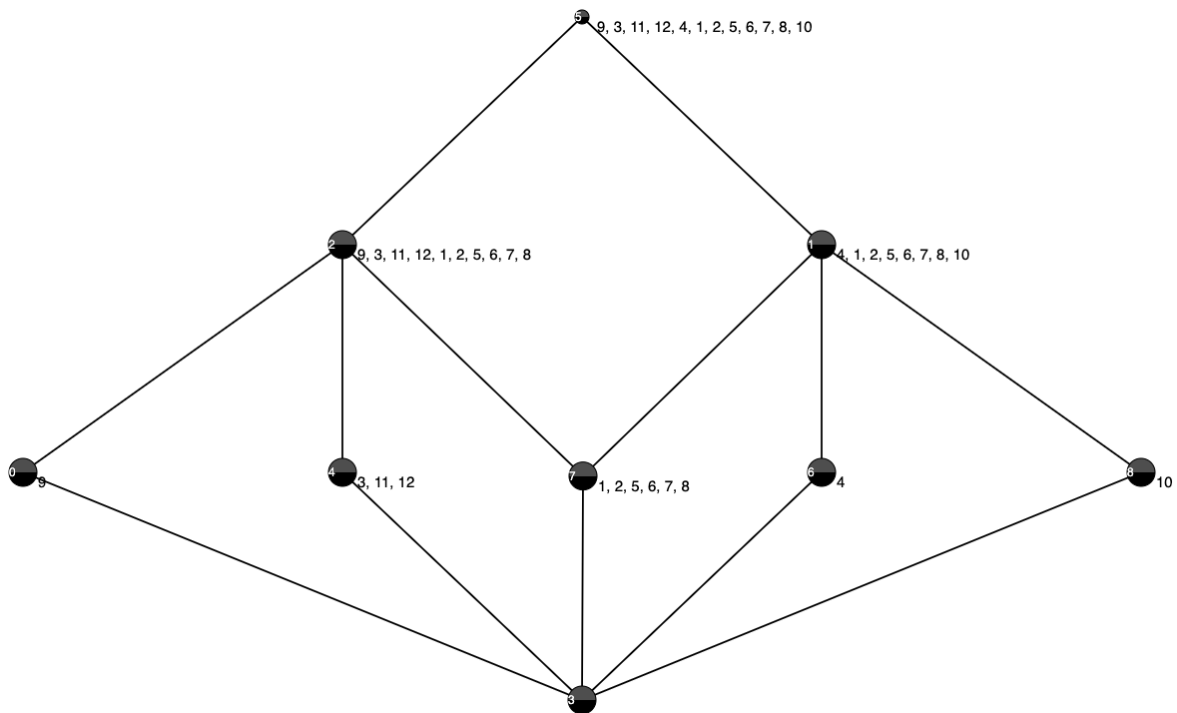


Figure 11: Concept lattice 9

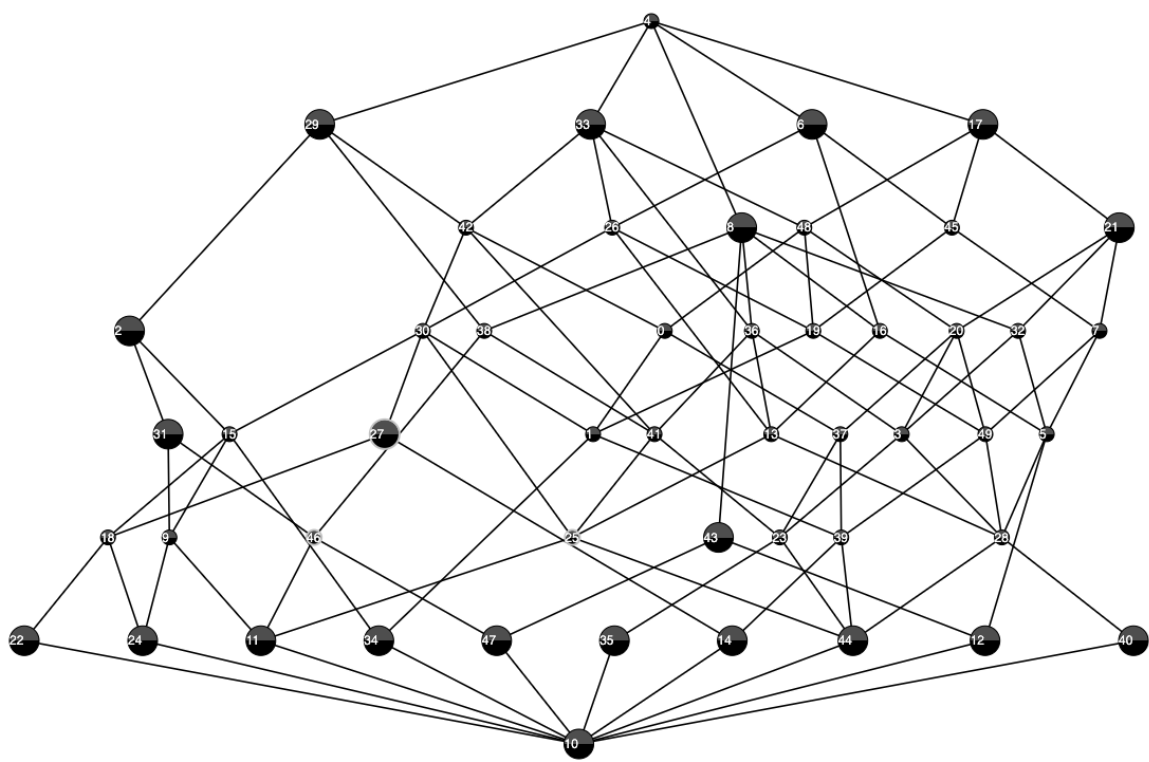


Figure 12: Concept lattice 10