



Machine Learning for Quantifier Selection in *cvc5*[★]

Jan Jakubův^{a,*}, Mikoláš Janota^a, Jelle Piepenbrock^{a,b}, Josef Urban^a

^a*Czech Institute of Informatics, Robotics and Cybernetics, Czech Technical University in Prague, Czechia*

^b*Institute for Computing and Information Sciences, Radboud University, Nijmegen, the Netherlands*

Abstract

In this work we considerably improve the real-time performance of state-of-the-art SMT solving on first-order quantified problems by efficient machine learning guidance of quantifier selection. Quantifiers represent a significant challenge for SMT and are technically a source of undecidability. In our approach, we train an efficient machine learning model that informs the solver which quantifiers should be instantiated and which not. Each quantifier may be instantiated multiple times and the set of the currently active quantifiers changes as the solving progresses. Therefore, we invoke the ML predictor many times, during the whole run of the solver. To make this efficient, we use fast ML models based on gradient boosted decision trees. We integrate our approach into the state-of-the-art *cvc5* SMT solver and show a considerable increase of the system's holdout-set performance after training it on large sets of first-order problems. The method is tested in several ways, using both single-strategy and portfolio approaches. The evaluation is done on two large formal verification corpora: first-order problems created from the Mizar Mathematical Library, and first-order problems created from the HOL4 standard library.

© 2011 Published by Elsevier Ltd.

Keywords:

1. Introduction

The use of machine learning methods in various fields of automated reasoning is an emerging research topic with successful applications [1, 2, 3]. Machine learning methods were previously integrated into various provers, solvers, and related systems [4, 5]. Here, we focus on the task of *quantifier selection* within the state-of-the-art *Satisfiability Modulo Theory* (SMT) solver, *cvc5*, where various instantiation methods are applied to quantified formulas to refine problem representation. While *cvc5*'s instantiation methods generate instantiations for all applicable quantified formulas, we aim to filter out the formulas considered by the instantiation module using a machine-learned predictor trained on previously proved similar problems. We refer to this process as *quantifier selection* for simplicity.

In contrast to previous research efforts that concentrated on fine-grained control of the solver at the *term level* [6, 7], we simplify the problem by shifting our focus to controlling the solver at the *quantifier level*. This simplification

[★]Supported by the Czech MEYS under the ERC CZ project no. LL1902 *POSTMAN* (JJ, MJ, JP, JU), Amazon Research Awards (JU), EU ICT-48 2020 project no. 952215 *TAILOR* (JU), ERC PoC grant no. 101156734 *FormalWeb3* (JJ), and the Czech Science Foundation grant 25-17929X. The research was co-funded by the European Union under the project *ROBOPROX* (reg. no. CZ.02.01.01/00/22_008/0004590). This article is part of the *RICAIP* project that has received funding from the European Union's Horizon 2020 research and innovation programme under grant agreement No 857306.

*corresponding author

Email address: jakubuv@gmail.com (Jan Jakubův)

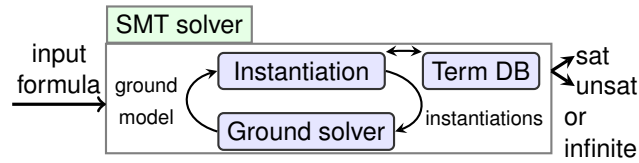


Figure 1. Schema of quantifier instantiation in SMT, adapted from [14].

allows us to employ our method basically with any quantifier instantiation method supported by *cvc5*. Our methods also improve upon a related method of *offline premise selection* [8, 5], where initial quantified assumptions are filtered *only once* before launching the solver. Such filtering can cause irrecoverable mistakes. For example, a *deletion abstraction* [9] may produce an overly weak theory when a necessary assumption is deleted. In contrast, the method presented here ensures that every quantified formula is considered for instantiation with non-zero probability. This yields a more complex, probabilistically guided framework implementing deletion and instantiation abstractions in the framework proposed in [9]. As we employ a highly effective version of *gradient boosting decision trees* with efficiently computable *symbol-based features*, our implementation produces only a minimal overhead over the standard *cvc5* run.

The simplicity of our approach allows us to apply our methods extensively and train on a large number of problems created from two large formal verification corpora: the *Mizar Mathematical Library* (MML) [10], and the HOL4 [11, 12] standard library. Our methods also exhibit remarkable qualities of cross-strategy *model transfer*, where a model trained on samples from one strategy improves the performance of virtually any other strategy. This allows us to improve the state-of-the-art performance of *cvc5* on MML by more than 20% in both the *single strategy* and *portfolio* scenarios. Our best machine-learned strategy, alone, outperforms the state-of-the-art *cvc5*'s portfolio from the latest CASC competition by more than 10%.

The rest of this paper is structured as follows. Section 2 provides a basic introduction to SMT solving. Section 3 describes the core of our method to equip *cvc5* with machine learning. Section 4 proceeds with straightforward and reproducible experiments to gauge the benefit of our method. Section 5 investigates the issue of cross-strategy knowledge transfer and provides further insights into the functioning of the trained models through feature importance analysis. Finally, we discuss several hard Mizar problems proved by the new methods in Section 6. We conclude in Section 7.

This journal publication significantly extends our previous ECAI'24 paper [13] by expanding the feature representation used for constructing ML-enhanced strategy portfolios. While our earlier approach relied solely on a bag-of-words model, we now also incorporate efficiently computed structured *path features* that capture both vertical and horizontal cuts of the formula syntax tree. Additionally, we embed symbol type information into the feature vectors while maintaining an anonymous representation that remains independent of specific symbol names. These enhancements provide the system with a richer understanding of SMT quantified formulas, leading to improved predictive performance. Furthermore, we evaluate our approach on a completely new benchmark dataset — the HOL4 standard library — demonstrating the effectiveness of the methods across a broader range of problems and achieving strong empirical results. The first-time presented results are mainly concentrated in Section 3.2, Section 4, Section 5, and Section 6. Although the experiments in this journal version partially overlap with the ECAI paper, the experiments here were conducted anew using a compatible implementation.

2. Background: SMT solving

To solve formulas *without* quantifiers (aka *ground* formulas), SMT solvers combine SAT solving with theory solving [15]. The SAT solver handles the Boolean structure of the formula, while theory solvers reason about concrete theories such as the theory of reals and the theory of integers, etc. Problems in FOL do not contain such theories explicitly and therefore, to reason about FOL, an SMT solver needs to only support *uninterpreted functions* and *equality* (combination known as EUF). For reading this paper, it is not essential to understand how exactly the SMT solvers solve ground formulas; we refer interested readers to the relevant literature [16, 17, 15, 18].

Formulas *with* quantifiers represent a significant challenge for SMT. In general, SMT solvers use *instantiations*—unless they deal with decidable quantified theories [19, 20, 21]. Instantiations are done with the goal

of achieving a contradiction. This style of reasoning can be seen as a direct application of the Herbrand’s theorem. For example, for $(\forall x : \mathbb{R}. x > 0)$ instantiating x with the value 0 yields $0 > 0$, which immediately gives a contradiction (in the theory of reals).

Input formulas do not need to be in prenex form, which effectively means that the solver may activate only some of the quantified subformulas. For this purpose, a subformula $(\forall x_1 \dots x_n \phi)$ is seen as a generator of lemmas of the form $(\forall x_1 \dots x_n \phi) \rightarrow \phi[x_1/t_1, \dots, x_n/t_n]$, with t_i ground terms. For example, $\forall x R(f(x), c)$ may be instantiated as $(\forall x R(f(x), c)) \rightarrow R(f(c), c)$. Existential quantifiers are removed by skolemization.

The solving process alternates between a *ground solver* and an *instantiation module* (Figure 1), where the ground solver perceives quantifiers as opaque propositions. After identifying a model for the ground part, control shifts to the *instantiation module*. This module generates new instances of the quantified subformulas that are currently meant to hold. A new instance is added to the ground part of the formula, thus making it stronger. The process stops if the ground part becomes unsatisfiable, if ever (model-based quantifier instantiation can also lead to satisfiable answers [22]).

The cvc5 solver implements several instantiation methods. Some of those can be seen as syntax-driven approaches, *e-matching* [16] or syntax-guided instantiation [23]. Other methods are semantics-driven such as *model-based* [22, 24] or *conflict-based* [25]. A straightforward but complete method for FOL is *enumerative instantiation* [14, 26] which exhaustively generates all possible instantiations. Both e-matching and enumerative instantiation require the solver to maintain a database of ground terms. This database grows as new instantiations are performed. In the case of enumerative instantiation, the terms are selected systematically going from the oldest to the newest. E-matching tries to instantiate in a way to match an existing term. We dedicate Sections 2.1 and 2.2 to describing these two prominent methods because they are the most effective for quantifier instantiation, and we anticipate that they will derive the greatest benefit from machine learning.

All these techniques target the quantifiers individually, i.e., the instantiation of one quantifier does not directly influence the instantiation of another one. The default implementation of cvc5 is to iterate over all currently-active quantifiers and instantiate them, one by one. If such instantiation step is superfluous, the generated lemma not only burdens the underlying SAT solver, but it also pollutes the considered set of terms with all the lemma’s subterms.

2.1. Enumerative instantiation

This *enumerative instantiation* mode enumerates all possible tuples of terms from the term database that can be used to instantiate a quantified expression [26, 14]. Given an ordering of the suitable ground terms for each quantifier, the strategy enumerates tuples by starting at the tuple that contains the first term in each quantifier-term ordering, and moves further into the orderings by incrementing the indices that retrieve further terms in the quantifier-term index.

The particular criterion for term ordering that is used in enumerative instantiation is the *age* of the ground terms, with terms with higher age being preferred. That is, ground terms that were in the original problem have the highest priority for being tried. As an example of the logic of the procedure, imagine that there is a ground part $\{p(c)\}$ and a quantified expression $\forall x. q(f(x))$. In this case, the ground term c is available at the start of the procedure and therefore will be tried first. This creates a ground lemma that is a consequence of the quantified expression, $q(f(c))$. The solver would now recognize that $f(c)$ is also an available ground term, insert it into the term database and it would be used in the next round of instantiations. With nested terms, many new ground terms may be created by a single instantiation step.

2.2. E-matching

The *e-matching* instantiation procedure searches for instantiations that match some already available ground term [16], taking term equality into account. Of course, at any point and especially late in the procedure when many terms have been generated, there can be many possible ways to create such matching terms. The e-matching instantiation process is therefore focused using *triggers*, which are user-supplied or heuristically generated patterns.

We show the following example for a more concrete perspective. In the example, we assume that a theory module that can evaluate integer arithmetic statements is available. Given the following ground facts $\{p(a), a = f(24)\}$ and the quantified expression $\forall x. \neg p(f(x)) \vee x < 0$. A trigger in the form $p(f(x))$ leads to x being instantiated with the ground term 24 as there is an existing ground term $p(f(24))$, when taking equality into account. Instantiating with 24 generates the consequent lemma $\neg p(f(24)) \vee 24 < 0$. This lemma contradicts the other ground facts (as the theory of

integer arithmetic knows that in fact $24 > 0$), and therefore the solver stops and reports that a contradiction (unsat) was found. An automated trigger generation method is implemented in the e-matching module of cvc5, and its behavior can be influenced through various options provided by the user.

3. Machine-learned quantifier selection

In this section, we detail our quantifier selection method and its implementation in the cvc5 solver, covering the process from extraction of training examples to model training, and integration.

3.1. Instantiation modules

The instantiation methods supported by cvc5 are implemented through various *instantiation modules* that share a common interface. An instantiation module is invoked via its *check* method to refine information about quantified formulas by introducing appropriate formula instances. Each module is provided with information about currently asserted quantified formulas, and it selects formulas and generates their instances in accordance with the implemented instantiation method. Subsequently, control is returned to the ground solver.

Effective quantifier and instance selection can significantly enhance performance, and different instantiation methods offer grounds for various possible applications of machine learning methods at a method-specific level [6, 7]. However, we propose a generic method for *quantifier selection* by limiting the formulas visible to the modules. As all instantiation modules iterate over available quantified formulas and process them one by one, we can seamlessly integrate a quantifier selector into any module and simply skip the processing of undesirable quantifiers. To predict the quality of quantifiers, we utilize an efficient implementation of *decision tree ensembles* (LightGBM [27]) that enables easy and fast integration with cvc5. Decision tree models can be trained to classify quantified formulas as *positive* or *negative* based on provided training examples. The trained model can be employed within an instantiation module to skip the processing of negative quantifiers.

3.2. Feature vectors and path features

To use decision trees for classifying quantified formulas in cvc5, we need to represent SMT formulas by numeric feature vectors. SMT formulas within cvc5 are represented using directed acyclic graphs with shared node representation. The nodes of the graph are labeled with symbols representing logical connectives, quantifiers, variables, and interpreted/uninterpreted theory symbols. Each symbol falls into one of finitely many *kinds*, designating theory-specific (built-in) symbols. Different kinds exist for logical connectives (\neg , \wedge , \vee , etc.), quantifiers (\forall , \exists), interpreted symbols ($+$, $<$, 0 , etc.), and variables. There is only one kind for all uninterpreted functions, including uninterpreted constants. We utilize cvc5's kinds as *bag-of-words* features, representing the quantified formula q with the counts of symbols of each kind k . In particular, we establish an enumeration of the kinds given by internal cvc5 kind IDs (unsigned integers), and the quantifier q is represented by the bag-of-words vector α_q , where $\alpha_q[i]$ denotes the number of symbols of kind i in q . More than 300 different kinds are defined in cvc5.

In addition to the simple bag-of-words features introduced in the ECAI'24 paper [13], we implement *path features* to enhance the expressiveness of feature vectors. These path features are inspired by similar concepts in the ENIGMA system [28, 29], where *vertical* and *horizontal* cuts of the formula syntax tree are incorporated into the feature vector.

Vertical features capture top-down paths of a fixed length (e.g., three) within the formula syntax tree. Each vertical feature, represented by a fixed-length sequence of symbols, is assigned an index in the feature vector, with the corresponding value indicating how many times this feature appears in the formula. For example, in the SMT formula $(\text{or } (\text{not } (P \ a)) \ (Q \ a))$ we have the following paths of length 3: $(\text{or}, \text{not}, P)$, (not, P, a) , (or, Q, a) , each one appearing once in the formula.

Similarly, horizontal features represent horizontal cuts in the syntax tree, providing a simplified view of subformulas. For each subformula, a horizontal feature consists of the subformula's head symbol along with the top-level symbols of its arguments. For example, the horizontal feature corresponding to the above SMT formula $(\text{or } (\text{not } (P \ a)) \ (Q \ a))$, is $(\text{or}, \text{not}, Q)$. Other horizontal features corresponding to subformulas are (not, P) , (P, a) , and (Q, a) . Again, each horizontal feature is assigned an index in the feature vector, with its value representing the number of occurrences in the formula.

Additionally, we incorporate the types of uninterpreted symbols into the feature names. Uninterpreted symbols always have an arrow type of the form $(\tau_0 \rightarrow \tau_1 \rightarrow \dots \rightarrow \tau_n)$. Consequently, these types can be represented as sequences of symbols, analogous to vertical and horizontal features. Sequences representing types are simply appended to the vertical and horizontal features following each uninterpreted symbol.

The mapping of features to vector indices is performed using the general-purpose hashing function *sdbm*. The *sdbm* hash function is a widely used string hashing algorithm known for its simplicity and effective distribution properties. It operates using bitwise shifts and arithmetic operations to efficiently compute hash values where each character of the string contributes to the final hash value. Given a non-empty sequence of symbols $s = (s_0, \dots, s_n)$, the function is defined as $h_{i+1}(s) = s_i + (h_i(s) \ll 6) + (h_i(s) \ll 16) - h_i(s)$ where $h_0(s) = 0$ and where \ll denotes the bitwise shift operation performed on 32-bit long unsigned integers. The hash value of s is $h_{n+1}(s)$. The symbols s_i are typically represented by ASCII codes, but in our case, we use *cvc5*'s internal kind IDs.

In principle, any well-distributed hash function could be used here, as learning performance does not depend on specific properties of *sdbm*. We selected *sdbm* primarily for its simplicity and efficiency, but other common functions such as *djb2*, FNV, or MurmurHash would serve equally well [30, 31, 32]. Functions like *djb2*, in particular, tend to spread strings with long common prefixes more strongly than *sdbm*, which may be advantageous in some contexts. Our choice of *sdbm* reflects a trade-off between simplicity, speed, and sufficiently good distribution for our purposes.

The *sdbm* function allows us to translate a sequence of symbols into hash values. The final hash value is reduced to an index using the modulo function, mapping each feature to a hashing *bucket*. The desired count of buckets is determined by the user-selected parameter. We concatenate the bag-of-words feature vector α_q with two separate vectors for vertical features β_q and horizontal features γ_q . Here, the length of α_q corresponds to the count of different kinds in *cvc5*, while β_q and γ_q have a length equal to the selected bucket counts. Finally, the SMT formula q is represented by the vector φ_q , produced as the concatenation of vectors α_q , β_q , and γ_q .

All symbols in features are represented by their *cvc5* kind IDs, abstracting away from the different names of uninterpreted symbols. In the context of the first-order logic UF theory, this means that all function and predicate symbols are indistinguishable in feature vectors. However, the type information included in path features enables us to distinguish function and predicate symbols of different arities.

The feature vector representation of formulas is computed by our version of *cvc5* after internal formula normalization. Specifically, formulas are first converted to negation normal form (NNF) and skolemized before being sent to instantiation modules. The NNF transformation moves quantifiers to the outermost level, propagates negations inward, and reduces logical connectives to only \wedge , \vee , and \neg . As a result, the bag-of-words feature vectors become largely independent of the original order of quantifiers, negations, and Boolean connectives in the formula. This normalization mitigates the risk of large equivalence classes of syntactically different but semantically equivalent formulas, making the simple count-based features effective for distinguishing formulas in practice. As a potential direction for future work, one could consider transforming formulas into a stricter normal form, such as conjunctive normal form (CNF), before computing feature vectors. This may further reduce sensitivity to equivalent formulas with different Boolean encodings.

3.3. Extraction of training examples

The usefulness of a quantified formula might depend on the context of the problem being solved. Hence it is essential to allow our models to produce context-dependent predictions. We achieve this by embedding the problem features within the feature vector. First, we represent the problem being solved (P) by the vector φ_P , obtained as the sum $\sum_{f \in P} \varphi_f$ where φ_f is the feature vector of each formula f asserted in problem P . Second, the context vector φ_P and the quantifier vector φ_q are concatenated into the double-length vector (φ_P, φ_q) representing the quantified formula q when solving problem P . This enables problem-specific predictions. To generate training examples, we utilize *cvc5*'s option to dump instantiations (`dump-instantiations`) employed in solving a problem. When this option is combined with the `produce-proofs` option, only instantiations necessary for the proof are printed. We use this differentiation to classify formulas as positive or negative as follows. Following a successful (`unsat`) run of *cvc5* on problem P , we gather all the quantified formulas q processed by instantiation modules during the run. To construct training examples, we label a feature vector (φ_P, φ_q) as *positive* if q generated an instantiation required by the proof of P , otherwise we label it as *negative*. Training examples can thus be extracted from both ML-guided and unguided runs.

3.4. Model training

To construct a training dataset, we collect labeled training vectors from a large set of successful runs of *cvc5*. Note that no training data is extracted from unsuccessful runs, as there is no reference point to label processed formulas as positive or negative. It is essential to collect a substantially large amount of training data to enhance the generalization capabilities of the model. The gradient boosting decision tree models can be easily constructed using the LightGBM library [27], which is known to handle large training data well. A model consists of a sequence of decision trees, where each tree is trained to correct any imprecision introduced by the previous trees in the sequence. The number of different trees in the model is one of the many LightGBM *hyperparameters* that influence the process of model training and also the performance of the resulting model.

In order to prevent overfitting of the model to the training data, we split the data into training and development sets. This split is done at the problem level, ensuring that all training vectors from a single problem contribute to the same set. We use binary classification as the model objective and we train several models on the training set with various values of selected hyperparameters. Out of these models, we select the model with the best performance on the development set.

The performance of the model on the development set is measured in terms of prediction accuracy. That is, all vectors from the development set are evaluated using the trained model, and the predicted labels are compared with the expected labels from the development set. While processing a redundant quantified formula cannot completely prevent an SMT solver from finding a solution, omitting to process an important formula can ultimately close the door to success. Hence, it is essential for models for quantifier selection in SMT to favor recognition of positive examples, that is, to minimize *false negative* errors. We achieve this by computing separately the accuracies on positive and negative development examples, denoted *pos* and *neg* respectively, and selecting as the model with the best value of $2 \cdot pos + neg$ as the final model. In this way, we favor models with better performance on positive training examples.

3.5. Model integration

Since LightGBM provides a C++ interface for model predictions, it can be easily integrated into the *cvc5* codebase, which is also written in C++. The interface offers methods to load a model and compute the prediction of a quantified formula represented by a feature vector. Since we employ binary classification for the model objective, the prediction function returns a floating-point value between 0 and 1. Typically, predictions below the fixed threshold of 0.5 are considered negative, and those above are considered positive. This threshold choice is standard in binary classification tasks since it corresponds to the Bayes-optimal decision rule under balanced class weights and symmetric error costs [33].

However, we do not directly utilize the predicted values in this manner. Instead, each time we predict a quantified formula within an instantiation module, we generate a random number between 0 and 1 to serve as the threshold for comparison with the prediction. This approach allows us to process formulas scored below 0.5, ensuring that every formula will eventually be processed with some non-zero probability. This implementation further guards against potential irreparable errors resulting from false negative predictions. Moreover, this approach sets our method apart from a related technique known as *offline premise selection* [8, 5], where formulas are filtered in advance and never passed to the solver.

The two most prominent modules for quantifier selection in *cvc5* are *enumerative instantiation* and *e-matching*. We implement our machine learning guidance for them, as well as for the modules relying on *conflict-based quantifier instantiation* and *finite model finding*.

4. Experimental evaluation of quantifier selection for *cvc5*

In this section, we conduct a straightforward and reproducible experiment to construct an ML-enhanced portfolio of strategies using the methodology presented in Section 3. This approach is applied to two benchmark datasets, Mizar’s MPTP and HOL4’s GRUNGE, which are described in Section 4.1. Section 4.2 outlines the construction of state-of-the-art *cvc5* portfolios, each consisting of six strategies, which serve as the baseline for our experiments.

The experiment consists of the following steps.

1. *Evaluate* baseline strategies on the training data and collect training examples (Section 4.3).

2. *Build* models for each strategy data separately and create ML-enhanced strategies (Section 4.3).
3. *Evaluate ML* strategies on the development set and identify the top-performing ones (Section 4.4).
4. *Validate* the performance of the top development strategies on the holdout set (Section 4.4).

In Section 4.5, we conclude by assessing the impact of *path features* from Section 3.2.

All solver runs performed in this experiments are launched with the **time limit of 60 seconds** per strategy and problem.¹ Hence, a portfolio of six strategies can take up to 360 seconds to solve each problem. Note that this includes the time used by the trained ML predictor, that is, the times used for the guided and unguided runs are fully comparable and there is no hidden time involved by running the predictor remotely and/or on a GPU.

4.1. Benchmark datasets

We use two different benchmark datasets for our experiments: Mizar’s MPTP [34, 35, 36] and HOL4’s GRUNGE [37]. Both datasets originate from translations of large mathematical libraries into first-order logic, specifically into the UF theory in the context of SMTs. They contain various mathematical problems that, while distinct, share a certain level of similarity due to their common mathematical domain. This contrasts with general-purpose benchmarks such as TPTP and SMT-LIB, which include a diverse range of problems from different domains. The inherent similarity within our datasets is crucial for our ML-based approach, as it facilitates knowledge transfer and improves the ability to generalize across related problems.

In both cases, we split the dataset into *training*, *development* (or just *devel*), and *holdout* parts. The training set is used to extract training examples, while the development set is used to tune model hyperparameters and select the best strategies. Only the final portfolio of strategies that perform best on the development set is then evaluated on the holdout set.

Mizar MML dataset. The Mizar Mathematical Library (MML) [10] stands as one of the earliest extensive repositories of formal mathematics, encompassing a broad spectrum of lemmas and theorems across various mathematical domains. We utilize translations of MML problems into first-order logic, a process facilitated by the MPTP system [34, 35, 36]. The MPTP benchmark has emerged as a valuable resource for machine learning research, offering a diverse collection of related problems [38, 39, 3, 40, 41, 42]. In our work, we focus on the easier *bushy* variants of MPTP problems, wherein premises are partially filtered externally beforehand.

We use a train/development/holdout split from other experiments in the literature [4, 43] to allow a competitive evaluation. This splits the whole set of Mizar problems into the *training*, *development*, and *holdout* subsets, using a 90 : 5 : 5 ratio, yielding 52 125 problems in the training set, 2 896 in devel, and 2 896 problems in the holdout set. We use the *training* set to collect training examples for machine learning, and we use the *development* set to select the best model out of several candidates trained with different hyperparameters. The best portfolio constructed on the development is henceforth evaluated on the *holdout* set and compared with the baseline portfolio.

The GRUNGE dataset. To see how general our methods are, we evaluate them also on the *GRUNGE* (Grand Unified ATP Challenge) dataset [37]. *GRUNGE* is derived from the HOL4 [11, 12] standard library (Kananaskis-12 version), consisting of 15 733 formulae, including 8 axioms, 2 294 definitions, and 13 431 theorems. The dataset contains 12 140 theorem-proving problems, structured into first-order and higher-order logic (HOL) variants: untyped first-order (FOF), monomorphic first-order (TF0), polymorphic first-order (TF1), monomorphic higher-order (TH0), and polymorphic higher-order (TH1). The dataset targets ATP evaluation across these different logical formalisms using appropriate TPTP formats.

GRUNGE uses two translation families: first-order encodings (FOF-I, TF0-I, TF1-I, TH0-I, TH1-I) and set-theoretic encodings (FOF-II, TF0-II, TH0-II). The dataset also contains two types of problem versions: *bushy* and *chainy*. The *bushy* version includes only the minimal set of dependencies required for the HOL proof, whereas the *chainy* version includes all prior theorems in the library order. The *chainy* problems are often much larger. They emulate real-world theorem-proving scenarios where ATPs must select relevant premises from a large set of possible

¹All the experiments were performed on machines with two AMD EPYC 7513 32-Core processors @ 3680 MHz and with 514 GB RAM.

<i>strategy</i>	<i>cvc5 command line options</i>
casC ₁	full-saturate-quant decision=internal simplification=none no-inst-no-entail no-cbqi
casC ₂	full-saturate-quant no-e-matching
casC ₃	full-saturate-quant no-e-matching enum-inst-sum
casC ₄	finite-model-find uf-ss=no-minimal
casC ₅	full-saturate-quant <i>multi-trigger-when-single</i>
casC ₆	full-saturate-quant <i>trigger-sel=max</i>
casC ₇	full-saturate-quant <i>multi-trigger-when-single multi-trigger-priority</i>
casC ₈	full-saturate-quant <i>multi-trigger-cache</i>
casC ₉	full-saturate-quant prenex-quant=none
casC ₁₀	full-saturate-quant enum-inst-interleave decision=internal
casC ₁₁	full-saturate-quant <i>relevant-triggers</i>
casC ₁₂	finite-model-find sort-inference uf-ss-fair
casC ₁₃	full-saturate-quant pre-skolem-quant=on
casC ₁₄	full-saturate-quant cbqi-vo-exp
casC ₁₅	full-saturate-quant no-cbqi
casC ₁₆	full-saturate-quant macros-quant macros-quant-mode=all
grk ₁	full-saturate-quant cbqi-vo-exp <i>relational-triggers</i> cond-var-split-quant=agg
grk ₂	full-saturate-quant cbqi-vo-exp <i>relevant-triggers multi-trigger-priority</i> ieval=off no-static-learning miniscope-quant=off
grk ₃	full-saturate-quant <i>multi-trigger-priority multi-trigger-when-single</i> term-db-mode=relevant

Figure 2. Selected cvc5’s strategies from the CASC portfolio.

dependencies. The difference in performance between these versions provides insight into the effectiveness of premise selection strategies in large-theory settings.

An empirical evaluation across 19 ATP systems in [37] showed that 7 412 out of 12 094 bushy problems (61.1%) could be solved, with Leo-III solving 7 090, CVC4 5 709, E 2.2 5 118, and Vampire 4.3 5 929. TacticToe, an internal HOL4 prover, solved 5 327 out of 8 855 chainy problems (60.2%). Combined, ATPs and TacticToe solved 8 840 problems (72.8%). The first-order encodings generally led to higher success rates, but some provers (e.g., Vampire 4.3, SPASS 3.9) performed better with set-theoretic translations.

GRUNGE was also used in CASC-27 competition [44] within its Large Theory Batch (LTB) division [45], supporting FOF, TF0, TF1, TH0, and TH1 logic variants. It provides a unified benchmark for ATPs, enabling direct performance comparisons across different logical systems. The dataset structure, together with problem translations and theorem dependencies, enables comprehensive testing of automated reasoning techniques in large-theory settings.

The GRUNGE dataset consists of 12 094 problems. Again, we use a training/development/holdout split to assess the overfitting of our models. Since the GRUNGE dataset is smaller than Mizar, we use a ratio of 80 : 10 : 10 to obtain a reasonably sized holdout set. This gives us 9 674 training problems, and 1 210 problems in both the development and holdout sets. With the smaller dataset, we also test the ability of our method to learn from a reduced amount of training data.

4.2. Baseline strategies and portfolios

We employ a state-of-the-art portfolio of cvc5 strategies as a baseline to evaluate our machine learning approach. We incorporate all 16 strategies available in the CASC competition portfolio of cvc5.² These strategies represent the state-of-the-art methods provided by cvc5 to tackle first-order problems. A portfolio consists of strategies that are

²<https://github.com/cvc5/cvc5/blob/cvc5-1.1.1/contrib/competitions/casc/run-script-cascj11-fof>

typically executed sequentially, each for a fraction of the overall time limit. The first successful strategy returns the solution and terminates the portfolio execution. The CASC competition focuses on problems in automated theorem proving, and *cvc5* has recently demonstrated outstanding performance on problems from theorem proving systems [5]. We utilize the FOF (first-order formulas) portfolio, specifically designed for problems in the theory of uninterpreted functions (UF), which aligns well with our intended application on Mizar and GRUNGE problems expressed in the same logic.

In addition to the 16 CASC strategies, we also incorporate 3 publicly available strategies from our previous work [46]. These strategies³ were developed recently for the Mizar MML problems using the Grackle strategy invention system [46, 47]. The Grackle strategies in that work were tailored for slightly different versions of Mizar problems, employing a more precise method of premise selection. However, they also perform well on the *bushy* version of Mizar problems used in our work here.

The strategies, denoted *casc_n* and *grk_n*, are detailed in Figure 2. In both cases, strategies are described in terms of their *cvc5* command line options, either as a Boolean flag or as an *option=value* pair. Common options appearing in more than one strategy are typeset in **bold**. Options adjusting the trigger behavior of the e-matching module are highlighted in *bold-italics*. Note that almost all the strategies activate enumerative instantiation using *full-saturate-quant*, while keeping e-matching and conflict-based quantifier instantiation (*cbqi*) turned on by default. The option *cbqi-vo-exp*, which activates an experimental mode for variable ordering, often significantly boosts strategy performance. It is worth noting that *grk₁* and *grk₂* are proper extensions of *casc₁₄*, while *grk₃* is a proper extension of *casc₇*. The core of a successful *cvc5* strategy for Mizar problems appears to be enumerative instantiation with appropriate adjustments of triggers for e-matching.

One common way to assess the performance of a strategy portfolio is via the *greedy cover* sequence. This sequence is generated by first selecting the best-performing individual strategy and marking the problems it solves. Subsequently, the next best strategy—based on the remaining unsolved problems—is chosen. The process continues iteratively until no further strategies can improve coverage. Through this approach, the greedy cover identifies strategies that complement each other, thereby maximizing the total number of solved problems. This method approximates the NP-complete *set cover* problem [48], which in principle could be solved exactly but in practice rarely yields significant improvements [49, 50]. Hence, the greedy cover construction approximates the virtual best portfolio closely enough for our purposes.

We evaluate all 19 baseline strategies on the *development* set to establish the state-of-the-art baseline portfolio for our datasets. We select the best portfolio of size 6 separately for each dataset, which are henceforth considered *baseline portfolios*. The performance of the baseline portfolios on the holdout dataset split is presented in Table 1, with Mizar on the left and GRUNGE on the right.

Table 1. Baseline portfolios performance without ML.

<i>strategy</i>	<i>solves</i>	<i>+new</i>	<i>adds</i>	<i>= total</i>	<i>strategy</i>	<i>solves</i>	<i>+new</i>	<i>adds</i>	<i>= total</i>
<i>grk₁</i>	1 472	+1 472	–	= 1 472	<i>casc₁</i>	489	+489	–	= 489
<i>grk₃</i>	1 400	+77	+5.23%	= 1 549	<i>casc₆</i>	465	+40	+8.18%	= 529
<i>casc₁₃</i>	1 434	+45	+2.91%	= 1 594	<i>casc₅</i>	478	+13	+2.46%	= 542
<i>grk₂</i>	1 433	+22	+1.38%	= 1 616	<i>casc₁₃</i>	479	+5	+0.92%	= 547
<i>casc₄</i>	782	+18	+1.11%	= 1 634	<i>grk₂</i>	485	+3	+0.55%	= 550
<i>casc₁₆</i>	1 381	+9	+0.55%	= 1 643	<i>casc₄</i>	199	+2	+0.36%	= 552

benchmark: Mizar/holdout with 2 896 problems
strategies: 6 baseline strategies best on Mizar/devel

benchmark: GRUNGE/holdout with 1 210 problems
strategies: 6 baseline strategies best on GRUNGE/devel

The column *strategy* lists the strategy names in the order determined by the greedy cover. The column *solves* shows the number of problems solved individually by each strategy. The remaining columns indicate the contribution of each strategy to the overall portfolio performance. The column *+new* shows how many new problems each strategy

³https://github.com/ai4reason/cvc5_grack1e_mizar

adds to the portfolio. The column *total* denotes the cumulative number of problems solved by the portfolio up to that point, where *total* equals *new* plus the *total* from the previous row. Finally, the column *adds* presents the value of *new* as a percentage of the current portfolio performance. For instance, grk_3 adds 77 problems to the currently solved 1 472, representing 5.23%. The overall performance of the portfolio is reflected in the bottom highlighted value of the *=total* column. The description below the table provides basic portfolio information to facilitate orientation in the tables.

We can observe that our choice of a portfolio size of 6 is reasonable, as adding more strategies would not significantly improve performance. On Mizar, the remaining strategies contribute only 41 additional problems, while on GRUNGE, they add just 3. Notably, the best strategies differ between the datasets, with only casc_{13} , casc_4 , and grk_2 appearing in both portfolios. While the Grackle strategies grk_n dominate the Mizar baseline portfolio, only grk_2 is included in the GRUNGE baseline. On Mizar, the Grackle strategies enhance the performance of CASC strategies by 2.46 %, whereas on GRUNGE, all problems solved by Grackle strategies are already covered by other CASC strategies. This reflects the fact that the Grackle strategies were specifically designed for Mizar. A similar attempt to invent specialized strategies for GRUNGE using Grackle was made but did not yield significant results yet. The differences in baseline portfolio structures also suggest a certain level of dissimilarity between the datasets.

Upon inspecting the strategy list in Figure 2, we can conclude that the core of a successful cvc5 strategy for both Mizar and GRUNGE problems appears to be enumerative instantiations with appropriate adjustments to triggers for e-matching. It is worth noting that casc_4 is the only strategy that does not rely on enumerative instantiations or e-matching, instead using finite model finding [24]. While finite model finding is not expected to perform optimally on unsatisfiable problems, it can still be useful for solving specific instances.

4.3. Training data and model building

Training data is extracted easily from successful solver runs as our extension of cvc5 directly outputs labeled training vectors. We evaluate the baseline portfolio strategies on the training data and extract training examples from each strategy separately. This allows us to train a distinct classification model for each strategy. For consistency, we use the strategy’s name to denote its corresponding model. For example, the model trained on the training examples generated by grk_2 is also referred to as grk_2 .

To assess the impact of *path features*, we train three models for each strategy, varying the number of *buckets* in the feature vectors: 0, and 512, and 1 024 buckets. Specifically, the value of 0 corresponds to omitting path features entirely, aligning with the approach used in our ECAI’24 paper [13]. The values 512 and 1 024 were chosen based on minimal preliminary experiments. For the vertical path features, we always choose the path of length 3.

To influence the quality of the trained model, several hyperparameters can be adjusted during training. We always train a LightGBM model with 100 trees and unlimited tree depth while varying the number of leaves, as this is the most impactful hyperparameter in our case. Specifically, we experiment with leaf counts ranging from 64 to 2 048, considering all powers of 2 and intermediate values (2^N and $2^{N+0.5}$). We then evaluate the accuracy of the trained models on the development data and select the one that performs best. This accuracy evaluation is performed on the development vectors, which remain the same regardless of the number of leaves. This eliminates the need to launch cvc5 for each model. This process is performed for each combination of baseline strategy and bucket count, yielding a single model for each strategy and bucket pair.

4.4. Evaluation of ML-enhanced portfolios

As a result of the model training, we obtain 18 different models (6 strategies \times 3 bucket sizes) per benchmark dataset, each identified by its source baseline strategy and bucket count. In this section, we always pair a baseline strategy S with the model trained on training data generated by S . Combinations of strategies with models trained on data from different strategies are explored in Section 5.1. Thus, each model uniquely determines the strategy it can be combined with, resulting in 18 distinct ML-enhanced strategies. We evaluate all of them on the development set and construct a final greedy cover portfolio of size 6. This portfolio closely approximates the virtual best portfolio of size 6 on the development set. In what follows, we evaluate this final portfolio on the holdout set.

We present the results for Mizar and GRUNGE separately, beginning with Mizar in Table 2. The table on the *left* shows the performance of the final portfolio on the holdout set. The table on the *right* presents the virtual best portfolio on the holdout set. It is obtained by evaluating all available strategies and constructing the greedy cover on the holdout

set. Comparing the two indicates the degree of overfitting in our portfolio construction: a small gap shows that the portfolio closely approximates the best performance, whereas a large gap would suggest room for improvement.

Table 2. Results on Mizar/holdout with ML-enhanced strategies.

<i>strategy</i>	<i>buckets</i>	<i>solves</i>	<i>+new</i>	<i>adds</i>	<i>= total</i>	<i>strategy</i>	<i>buckets</i>	<i>solves</i>	<i>+new</i>	<i>adds</i>	<i>= total</i>
grk ₁	1 024	1 845	+1 845	–	= 1 845	grk ₁	1 024	1 845	+1 845	–	= 1 845
grk ₃	512	1 771	+86	+4.66%	= 1 931	grk ₃	0	1 733	+86	+4.66%	= 1 931
grk ₂	512	1 755	+44	+2.28%	= 1 975	grk ₂	512	1 755	+41	+2.12%	= 1 972
grk ₂	0	1 719	+15	+0.76%	= 1 990	grk ₃	512	1 771	+24	+1.22%	= 1 996
casc ₁₃	1 024	1 692	+12	+0.60%	= 2 002	grk ₁	0	1 809	+17	+0.85%	= 2 013
grk ₃	1 024	1 751	+10	+0.50%	= 2 012	grk ₂	1 024	1 751	+13	+0.65%	= 2 026

benchmark: Mizar/holdout with 2 896 problems
models: model *X* is trained on data from strategy *X*
strategies: 6 best selected on Mizar/devel
improvement: +22.46 % over the baseline in Table 1 (left)

benchmark: Mizar/holdout with 2 896 problems
models: model *X* is trained on data from strategy *X*
strategies: virtual best portfolio on Mizar/holdout
gap: +0.7 % over the development portfolio (left)

First, we observe a **significant improvement of +22.46 % over the Mizar baseline portfolio** from Table 1, increasing the number of solved problems from 1 643 to 2 012. This is a strong result, as the baseline portfolio represents the state-of-the-art performance in SMTs. Next, strategies incorporating path features dominate the portfolio, with only grk₂ appearing without them. Interestingly, grk₂ and grk₃ are included twice with different bucket sizes, completely replacing casc₄ and casc₁₆ from the baseline portfolio. This suggests that different bucket sizes offer a degree of complementarity. Moreover, overfitting to the development set is minimal, as the optimal portfolio improves the result by only +0.7 %. The optimal portfolio consists exclusively of Grackle strategies, each appearing twice with different bucket sizes. Notably, none of the baseline strategies without ML, which were also considered during the construction of both portfolios, are included among the top six strategies. Furthermore, they contribute only a minimal improvement, as we will discuss in Section 4.5.

We proceed with results on GRUNGE in Table 3.

Table 3. Results on GRUNGE/holdout with ML-enhanced strategies.

<i>strategy</i>	<i>buckets</i>	<i>solves</i>	<i>+new</i>	<i>adds</i>	<i>= total</i>	<i>strategy</i>	<i>buckets</i>	<i>solves</i>	<i>+new</i>	<i>adds</i>	<i>= total</i>
casc ₁	512	568	+568	–	= 568	casc ₁	512	568	+568	–	= 568
casc ₁₃	1 024	559	+30	+5.28%	= 598	casc ₁₃	1 024	559	+30	+5.28%	= 598
casc ₁	1 024	567	+9	+1.51%	= 607	casc ₁	1 024	567	+9	+1.51%	= 607
casc ₅	1 024	541	+8	+1.32%	= 615	casc ₆	512	511	+9	+1.48%	= 616
casc ₆	0	499	+6	+0.98%	= 621	casc ₅	1 024	541	+8	+1.30%	= 624
grk ₂	512	550	+1	+0.16%	= 622	casc ₁	0	550	+5	+0.80%	= 629

benchmark: GRUNGE/holdout with 1 210 problems
models: model *X* is trained on data from strategy *X*
strategies: 6 best selected on GRUNGE/devel
improvement: +12.86 % over the baseline in Table 1 (right)

benchmark: GRUNGE/holdout with 1 210 problems
models: model *X* is trained on data from strategy *X*
strategies: virtual best portfolio on GRUNGE/holdout
gap: +1.13 % over the development portfolio (left)

Again, we observe a **significant improvement of 12.86 % over the baseline portfolio** in Table 1, increasing the number of solved problems from 552 to 622. Similarly, overfitting to the development set is minimal, at 1.13 %. The slightly less favorable results compared to Mizar can most likely be attributed to the smaller size of the GRUNGE benchmark, and therefore to the reduced amount of training data. The use of path features follows a similar pattern, with only casc₆ appearing without them. Notably, none of the Grackle strategies are present in the virtual best portfolio. Interestingly, casc₁, the strongest strategy on GRUNGE, appears three times in the virtual best portfolio, with all possible bucket sizes.

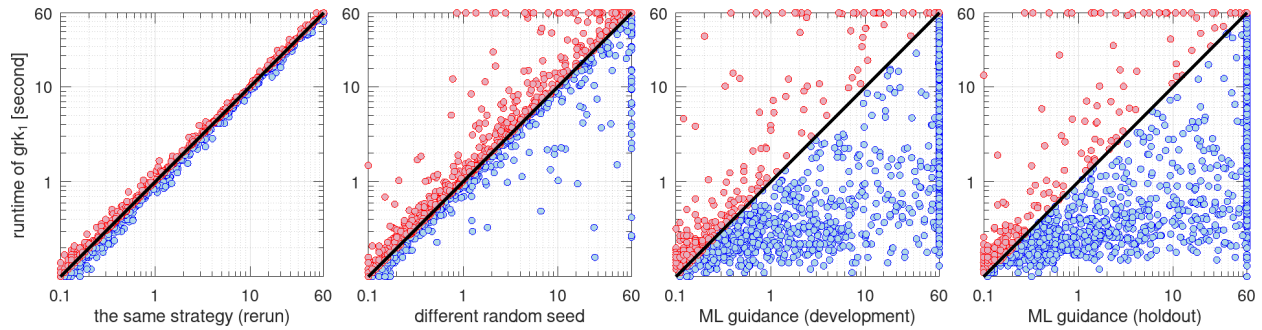


Figure 3. Impact of machine guidance on runtime.

The impact of ML-enhanced grk_1 on runtimes on Mizar is illustrated in Figure 3 through scatter plots. Each plot compares the runtimes of two strategies, S_1 and S_2 , by plotting a dot for each problem p at coordinates (r_1, r_2) , representing the runtimes of S_1 and S_2 on p . Points clustered around the diagonal line indicate similar results, while points below the diagonal (depicted in blue) represent an improvement of S_2 over S_1 . In our context, the first strategy, S_1 , is consistently grk_1 (without ML), which is compared with different strategies in various plots.

In Figure 3, the first two plots compare grk_1 with (1) another run of itself and (2) a run of grk_1 with a different random seed. The first plot illustrates the deterministic nature of the solver, showing similar performance when launched again on the same problem. However, certain aspects of cvc5 involve randomization, and running with a different initial random seed can yield different results, as demonstrated by the second plot. We observe a typical variation of around 2% between two runs with different random seeds.

The last two plots compare grk_1 without ML with grk_1 with ML on the development set (third plot from the left) and the holdout set (rightmost plot). Remarkably, there is no substantial difference in performance between the development and holdout sets. Furthermore, it is evident that the impact of ML is much more significant than that of a different random seed. Notably, there is a large number of points below the diagonal and a significant cluster of points at the right axis, showing problems solved due to ML.

We conclude this experiment evaluation with the observation that, in both the Mizar and GRUNGE cases, **the best ML-enhanced strategy alone can solve more problems in 60 seconds than the six baseline strategies together in 360 seconds**. This represents a significant improvement achieved by our ML strategies.

4.5. Contribution of path features

We conclude this section by evaluating the contribution of path features. For each strategy, we have one model without path features (0 buckets) and two models with path features hashed into different bucket counts. For every possible bucket count (0, 512, 1024), we have six ML-enhanced strategies, allowing us to directly evaluate on the holdout set. There is no need for selection on the development set in this case because there is only one possibility. As a result, we obtain one portfolio for each bucket count, and we can use their performance to measure the impact of path features. The performance of the path feature portfolios is presented in Table 4, for Mizar (left) and GRUNGE (right).

The column *total solved* presents the total number of problems solved by each portfolio, while the column *baseline improvement* shows the improvement over the baseline in Table 1, expressed as a percentage. The *solutions* columns represent the difference in the number of solved problems compared to the baseline. Thus, the *gained* column indicates the number of problems newly solved by the ML-enhanced portfolio, while the *lost* column shows the count of problems that were solved by the baseline but are not solvable with the ML-enhanced portfolio.

From the baseline improvement, we conclude that **path features provide a noticeable improvement of about 2% over the simple bag-of-words features** on both datasets. Models with 512 and 1024 buckets perform similarly, consistently improving upon the version without path features. In general, ML strategies do not lose many solutions compared to the baseline, and path features further enhance this aspect. Interestingly, the best GRUNGE portfolio with 1024 buckets does not lose any solutions and even outperforms the portfolio previously developed for GRUNGE

Table 4. Evaluation of the impact of path features.

buckets	total	baseline	solutions		buckets	total	baseline	solutions	
	solved	improvement	gained	lost		solved	improvement	gained	lost
0	1 970	+19.9 %	+343	-17	0	612	+10.87 %	+65	-5
512	2 005	+22.03 %	+370	-8	512	620	+12.32 %	+69	-1
1 024	2 001	+21.79 %	+366	-8	1 024	624	+13.04 %	+72	-0

benchmark:	Mizar/holdout with 2 896 problems	benchmark:	GRUNGE/holdout with 1 210 problems
portfolio:	6 strategies with the same bucket count	portfolio:	6 strategies with the same bucket count

in Table 3. Since the lost solutions represent the potential of the baseline strategies to enrich the ML portfolio, their small values explain why none of the baseline strategies ranked in the top 6 of the developed portfolios, despite being considered during their construction.

5. Cross-strategy knowledge transfer and model analysis

The experiments in Section 4 consistently apply strategies using models trained on their own data. In Section 5.1, we explore whether a strategy can benefit from a model trained on data from a different strategy — an ability we refer to as *cross-strategy knowledge transfer*. Section 5.2 provides insights into the functioning of the models by conducting a feature importance analysis of the selected models. Finally, Section 5.3 concludes with key training and model statistics.

5.1. Cross-strategy knowledge transfer

In the experiments in Section 4, we have consistently paired each strategy S with a model trained on data generated by S . In this section, we investigate the transferability of knowledge learned from one strategy to different strategies. Specifically, we examine how well a model trained on data from one strategy performs when applied to other strategies. We build upon the experiments from the previous section. In particular, we take the best model for Mizar and GRUNGE and attempt to use it to guide quantifier selection in other baseline strategies. Additionally, we merge all the training data for each dataset and build a combined model, *merge*, which we then test with all baseline strategies.

This experiment evaluates the capability of knowledge transfer between different strategies. The experiments in this section are conducted using models with 1 024 buckets. Unlike the previous section, these experiments are performed on the development set to accelerate evaluation. Prior results in Section 4 have demonstrated that overfitting to the development set is minimal. We never mix data from Mizar and GRUNGE, that is, all experiments on the two datasets are conducted separately.

In the case of Mizar, the model grk_1 performs best, and therefore, we evaluate it with all other baseline strategies. Additionally, we assess the performance of the combined model *merge*. The results on Mizar are presented in Table 5.

The column *without ML* presents the individual performance of the baseline strategies on the development set. The column *with ML model S* displays the performance of strategy S when paired with a model trained on its own data. The column *with ML model grk_1* shows the performance of each strategy when guided by model grk_1 . Finally, the last column, *with ML model *merge**, reports the performance using the combined model. The best-performing model for each strategy is highlighted. The last row *union* presents the cumulative number of problems solved by the six strategies in each column.

First, all baseline strategies benefit from the ML models. Surprisingly, with the exception of $casc_{13}$, there is no significant performance gap between the models. Nevertheless, better results are obtained with models trained on their own strategy data and with model *merge* rather than with model grk_1 . Notably, in the first row for grk_1 , the first two ML columns correspond to the same runs, leading to identical results.

For $casc_{13}$, we observe a significant performance decrease when using model grk_1 . Upon inspecting Figure 2, we note that $casc_{13}$ is the only strategy that employs the option `pre-skolem-quant=on`, which applies skolemization eagerly to top-level (negatively asserted) quantified formulas. Since all other strategies without this option benefited

Table 5. Knowledge transfer on Mizar/devel.

strategy S	without ML	with ML model S		with ML model grk ₁		with ML model merge	
	solves	solves	gain [%]	solves	gain [%]	solves	gain%
grk ₁	1 454	1 818	+25.03%	1 818	+25.03%	1 815	+24.83 %
grk ₃	1 380	1 731	+25.43 %	1 725	+25.00 %	1 760	+27.54%
casc ₁₃	1 420	1 677	+18.10%	1 477	+4.01 %	1 659	+16.83 %
grk ₂	1 412	1 718	+21.67 %	1 740	+23.23 %	1 743	+23.44%
casc ₄	755	843	+11.66 %	851	+12.72 %	858	+13.64%
casc ₁₆	1 393	1 720	+23.47%	1 699	+21.97 %	1 703	+22.25 %
union	1 626	1 981	+21.83%	1 956	+20.30%	1 975	+21.46%

benchmark:	Mizar/devel with 2 896 problems
strategies:	6 baseline strategies with different ML models
highlighted:	best model for each strategy

from different models, it is likely that eager skolemization alters the feature vectors, making the training data incompatible.

The second worst result is observed with `casc4`, which achieves only half the relative improvement compared to other strategies. Notably, `casc4` is the only baseline strategy that employs finite model finding instead of enumerative instantiation and e-matching. However, it is remarkable that even a fundamentally different instantiation approach can still partially benefit from knowledge learned from related methods.

From the row *total*, we conclude that the best results are obtained when a strategy is guided by a model trained on its own data. However, a significant improvement is still achieved when a strategy is guided by a model trained on data from a different strategy. The total number of problems solved by all 24 evaluated strategies is 2 060, indicating a decent level of complementarity among the strategies.

The results of the same experiments on GRUNGE are presented in Table 6.

Table 6. Knowledge transfer on GRUNGE/devel.

strategy S	without ML	with ML model S		with ML model casc ₁		with ML model merge	
	solves	solves	gain [%]	solves	gain [%]	solves	gain [%]
casc ₁	473	554	+17.12%	554	+17.12%	554	+17.12 %
casc ₆	461	503	+9.11 %	501	+8.68 %	509	+10.41%
casc ₅	441	521	+18.14%	510	+15.65 %	517	+17.23 %
casc ₁₃	448	523	+16.74%	503	+12.28 %	510	+13.84 %
grk ₂	454	519	+14.32 %	515	+13.44 %	520	+14.54%
casc ₄	186	318	+70.97%	298	+60.22 %	311	+67.20 %
union	527	602	+14.23%	592	+12.33%	591	+12.14%

benchmark:	GRUNGE/devel with 2 896 problems
strategies:	6 baseline strategies with different ML models
highlighted:	best model for each strategy

In general, the results on GRUNGE lead to similar conclusions as those on Mizar. The best results are achieved when strategies are guided by models trained on their own data. However, even models trained on data from different strategies provide significant improvements over the baseline. With a total of 612 problems solved by all 24 evaluated strategies, different methods demonstrate decent complementarity. Finally, both on Mizar and GRUNGE,

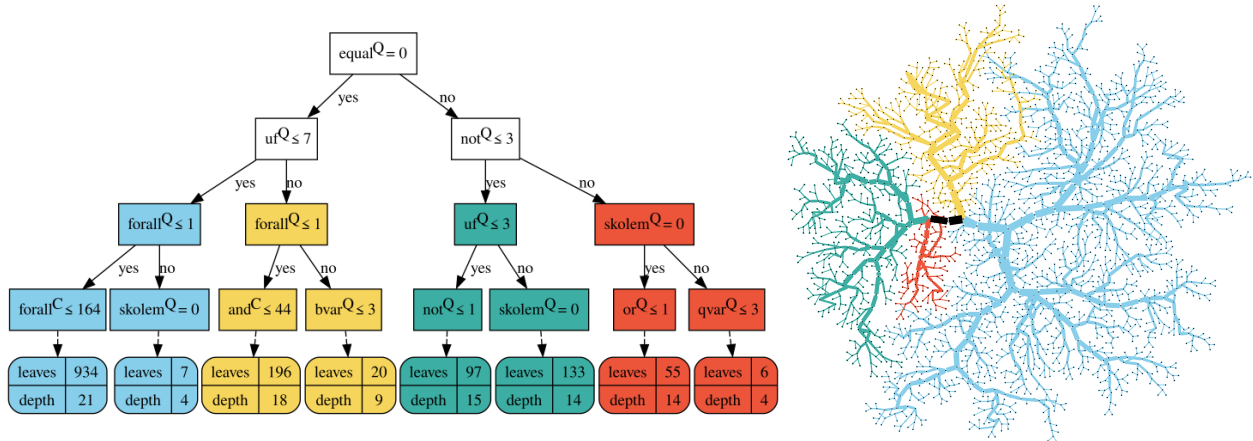


Figure 4. Decision tree visualization.

merging training data from different strategies does not lead to a significant gain. While the combined model merge performs well, it does not substantially outperform models trained on individual strategy data. This suggests that strategy-specific models capture more relevant patterns for guiding their respective strategies than a generalized model trained on diverse data.

The strategy *casc*₁₃, which applies eager skolemization, performs worse when guided by a model trained on *casc*₁ data. Although the performance gap is not as pronounced as in the case of Mizar, it remains noticeable. Interestingly, the strategy *casc*₄, which employs finite model finding, exhibits a remarkable individual improvement of more than 70%. However, most of the newly solved problems are already solved by other strategies.

Both on Mizar and GRUNGE, we observe a strong ability for cross-strategy knowledge transfer, where a model trained on data from one strategy significantly improves another strategy’s performance. This outcome is not always guaranteed. For instance, in the context of ATPs, where machine learning is used to guide *given clause selection* [28, 29], such transfer typically does not occur [5]. A key reason for this difference lies in the syntactic forms of formulas encountered during proof search. In ATPs, different *term orderings* lead to distinct normal forms of first-order terms, meaning that strategies operate on syntactically different formulas, making model transfer challenging. However, in the context of quantifier selection for SMTs, all strategies process syntactically equivalent formula representations, which enables effective knowledge transfer. The performance drop observed for strategy *casc*₁₃, which modifies formula structure through eager skolemization, further supports this claim.

5.2. Model analysis and feature importance

We proceed with an analysis of the trained models by examining features present in the training data and their importance in the model. LightGBM models report for each feature its *importance*, indicating how much each feature contributes to the predictions made by the model. This aids in understanding which features are most relevant for the model’s performance. We collect the training data generated by *grk*₁ without path features on the development set. This strategy was chosen because it is the strongest strategy without path features on Mizar, and models without path features are simpler and easier to analyze. We conclude this section with a basic analysis of the usage of path features.

Without path features, only 24 bag-of-words features are utilized in the data, but they exhibit a relatively high number of different values, especially in the case of context features. Many features are present in all training examples. Most of the features describe the count of logical connectives in a formula (*and*, *or*, *imply*, *not*, *forall*, *equal*). Additionally, the feature *uf* accumulates the count of first-order (uninterpreted function) symbols in a formula. Note that we do not distinguish between different (uninterpreted) symbols names, and hence our methods are *symbol-independent* [29]. Other features count special symbols, like variables (*var*), bound variables (*bvar*), quantified variables (*qvar*), or skolem symbols (*skolem*). The key quantifier feature (marked Q) is symbol count (*uf*^Q), while the count of equalities (*equal*^C) dominates among context features (C).

Figure 4 presents a visualization of the first decision tree in the model *single*. The first of the 100 trees in the model is expected to contribute significantly to the final prediction. This decision tree is a binary tree with inner nodes

labeled by conditions on feature values, while the leaves are labeled by scores. Edges labeled by true or false navigate each feature vector to a unique leaf to compute the score. Scores from all trees are combined into the final prediction. The root of the first tree in grk_1 without path features is located at the left part of Figure 4. The root condition checks the count of equalities in the quantified formula (feature equal^Q). If the value is 0, the “yes” edge is followed, and the next condition $\text{uf}^Q \leq 7$ is checked. The first four levels of the tree are displayed, and the bottom layer indicates the number of leaves in and the depth of each subtree under that node.

To provide an overview of the complexity of the tree, the full tree is visualized on the right part of Figure 4. Each edge has a width proportional to the size of the subtree under this edge. The first two splits naturally divide the tree into 4 subtrees, and these subtrees are colored by corresponding colors in both trees. Therefore, it is apparent that more than half of the tree (the blue part) is concerned with formulas without equality ($\text{equal}^Q = 0$) and few symbols ($\text{uf}^Q \leq 7$). Note that context features (like and^C) are used only from the fourth level of the tree. This tree visualization illustrates that even with a dozen relatively simple features, decision trees might be quite complex, with more than 1 500 leaves.

We proceed with the analysis of the best model on Mizar, grk_1 with 1 024 buckets (see Table 2), highlighting the most frequently used features. The most significant feature is again the bag-of-words feature uf^Q , which counts the number of uninterpreted (first-order) symbols in the quantified formula. The second most important feature is var^Q , which tracks occurrences of bound variables. The third most important feature is a horizontal feature representing a unary predicate symbol applied to a variable, such as $P(x)$ in first-order syntax. Another highly ranked horizontal feature captures a unary function symbol applied to a variable, like $f(x)$. The most important vertical path feature corresponds to a negated binary predicate symbol applied to a variable, such as $\neg P(x, t_0)$, where t_0 is arbitrary. Since vertical features do not distinguish argument positions, this could also represent $\neg P(t_0, x)$. Other notable path features include the following.

1. A horizontal feature counting binary predicates applied to two variables (e.g., $P(x, y)$).
2. A vertical feature capturing a binary predicate applied to a binary function with a variable argument (e.g., $P(f(x, t_0), t_1)$).
3. A vertical feature describing an equality appearing as an argument of a disjunction under a universal quantifier, as in $\forall((t_0 = t_1) \vee P_0 \vee P_1)$.

We can conclude that the model effectively utilizes path features to capture various syntactic patterns in a structured manner. It begins with simpler patterns, such as unary predicates and functions applied to variables, and progresses to more complex ones, including binary predicates involving function applications and quantified expressions with logical connectives. This highlights the advantage of incorporating path features: while bag-of-words features offer a high-level statistical summary of formulae, path features encode structural relationships, enabling the model to make more informed decisions based on the formula structure.

5.3. Training and model statistics

We conclude this section with basic statistics of model training, concentrating on the best model from each dataset. These results also highlight the practical efficiency of our approach: training requires only standard CPUs, finishes within minutes, and produces compact models that can be easily stored and deployed without specialized hardware or large-scale infrastructure.

On Mizar, the best model is grk_1 with 1 024 buckets. It was trained on 25 720 solved training problems, generating 3 310 297 training vectors, of which 7.5 % are positive. The size of the text training file is 6 GB, while the model itself occupies 7.9 MB.

The model achieves an accuracy of 88.76 % on the development set, with 87.83 % accuracy on positive examples. It consists of 100 trees, each with 724 leaves. Training took approximately 3 minutes using 64 CPUs.

On GRUNGE, the best model is casc_1 with 512 buckets. It was trained on 3 713 solved training problems, producing 144 781 training vectors, of which 10.15 % are positive. The size of the text training file is 150 MB, while the model itself occupies 774 kB.

The model achieves an accuracy of 93.43 % on the development set, with 89.07 % accuracy on positive examples. It consists of 100 trees, each with 64 leaves. Training took less than a minute using 64 CPUs.

The number of training vectors generated in our setting is well within the range commonly considered sufficient for gradient boosting methods such as LightGBM. For example, the Mizar dataset yields over three million training vectors, while GRUNGE yields more than one hundred thousand. Comparable or smaller dataset sizes have been successfully used in related applications of machine learning to automated reasoning, such as premise selection and proof guidance [8, 51]. Gradient boosting in particular is known to perform robustly with moderate amounts of data, often outperforming deep learning methods in low- to medium-data regimes [27]. Thus, our training data can be regarded as sufficient in both quantity and quality for the task at hand.

Thanks to the short training times, we were able to build multiple models with varying numbers of leaves and select the best one based on performance on the development set (see Section 4.3). Notably, the larger size of the dataset in Mizar results in a higher number of training examples and a larger model. The most time-consuming task is the generation of training data, which takes nearly six hours per strategy on Mizar even with heavy parallelization. Nevertheless, the overall cost of model construction remains low, demonstrating that our approach is both resource-efficient and practical for large-scale experimentation without GPUs or distributed clusters.

6. Interesting Newly Proved Mizar Problems

Our recent work on developing strong strategies for cvc5 has produced a new state-of-the-art in the number of hard Mizar problems proved [46]. In particular, the total number of the Mizar problems proved before we started with the work described here was 46 738, i.e., 80.7%. It turns out that the experiments done here strengthen this by another 692 hard Mizar problems, increasing the total number from 46 738 to 47 430, i.e., to 81.9%. In this section we discuss three previously unproved problems that were proved thanks to the methods developed here.

The first problem is a topological theorem URYSOHN3:15⁴ requiring an 89-line human-written Mizar proof, which is needed for proving Urysohn’s lemma⁵ [52]: a topological space is normal iff two disjoint closed sets can be separated by a continuous function into the unit interval.

```
theorem Th15: :: URYSOHN3:15
for T being non empty normal TopSpace
for A, B being closed Subset of T st A <> {} & A misses B holds
for G being Rain of A,B
for r being Element of DOM
for p being Point of T st (Thunder G) . p < r holds
p in (Tempest G) . r
```

The problem has a large number (338) premises because it combines reasoning about topological spaces, continuous functions, real numbers and dyadic numbers. This is classified into 528 clauses that cvc5 has to suitably instantiate to find the contradiction. The problem’s signature contains 170 symbols, resulting in a fairly complex Herbrand universe.

The proof is found by the `casc13` strategy, using an ML model with hashing to 1024 buckets. The proof involves 52 clauses and their 66 ground instances, found after enumerating about 7 000 instances. This takes about 9 seconds. Since only about 10% of the input clauses are needed for the proof, we believe that the multiple rounds of clause selection implemented by our framework play an important role here, compared to static premise-selection methods.

The second and third problem are the theorems `AFF_3:1`⁶ and `AFF_3:2`⁷ coming from the Mizar article about affine localizations of Desargues’s Axiom [53]. These are two opposite implications:

⁴http://grid01.ciirc.cvut.cz/~mtp/7.13.01_4.181.1147/html/urysohn3.html#T15

⁵http://grid01.ciirc.cvut.cz/~mtp/7.13.01_4.181.1147/html/urysohn3.html#T20

⁶http://grid01.ciirc.cvut.cz/~mtp/7.13.01_4.181.1147/html/aff_3.html#T1

⁷http://grid01.ciirc.cvut.cz/~mtp/7.13.01_4.181.1147/html/aff_3.html#T1

```
theorem :: AFF_3:1
for AP being AffinPlane st AP is satisfying_DES1 holds AP is satisfying_DES1_1
```

```
theorem :: AFF_3:2
for AP being AffinPlane st AP is satisfying_DES1_1 holds AP is satisfying_DES1
```

AFF_3:1 required an 88-long and AFF_3:2 a 136-long human-written Mizar proofs. Unlike in the previous problem, the setting here is much less diverse and much more uniform: a relatively small geometric theory. The difficulty lies in dealing with the relatively large configurations of points and lines that allow many many possible instantiations of the available premises. E.g., for AFF_3:2, the proof requires 97 ground instances, and a single premise has to be suitably instantiated up to 20 times here. Also the formulas and clauses often contain many similar predicates and literals, which typically make efficient indexing and subsumption hard and result in a quick combinatorial explosion in standard saturation-style ATPs. Here we give two examples of such combinatorial formulas used in the proofs:

```
theorem Th6: :: AFF_1:6
for AS being AffinSpace
for x, y, z being Element of AS st LIN x,y,z holds
LIN x,z,y & LIN y,x,z & LIN y,z,x & LIN z,x,y & LIN z,y,x
```

```
theorem Th7: :: AFF_1:7
for AS being AffinSpace
for x, y being Element of AS holds LIN x,x,y & LIN x,y,y & LIN x,y,x
```

The proof search here used our grk_1 strategy and an ML model with hashing to 1 024 buckets. The search generated almost 60 000 instances and took 40 seconds.

7. Conclusions and future work

This paper develops a novel approach that trains a machine learning model to decide which quantifiers should be instantiated inside an SMT solver. The approach is conceptually simple: in each instantiation round, each quantifier is considered to be selected for instantiation or not; the exact way in which the quantifier is instantiated is left to the SMT solver. This enables us to employ our approach for various instantiation techniques [16, 24, 14]. This contrasts with existing research that always instantiates *all* active quantifiers and tries to modify *one specific instantiation strategy* with an ML model [7, 54] — and it is limited to that particular instantiation strategy. Also, in contrast to the existing work, we showed that we can boost the solver’s performance if we take a portfolio of its configurations. This is a tall order. Indeed, it is highly challenging to improve one particular configuration of the solver in a way that it is not covered by another configuration of the solver. Thanks to the versatility of our approach, we could integrate it with various instantiation strategies, thereby enhancing multiple solver configurations and achieving a notable **22.46 % improvement over the baseline state-of-the-art portfolio on Mizar and 12.86 % improvement on GRUNGE**. The key aspects contributing to this success include our ability to implement our selection method with **different instantiation modules** and effectively **transfer learned knowledge** across strategies. Further improvement is achieved by extended **path features**. This enables us to substantially enhance each individual strategy within the portfolio, consequently boosting the overall portfolio performance. Our best strategy solves 1 845 in 60 seconds while it solves 1 810 in 30 seconds. This number can be informatively compared with experiments on the same dataset from the literature [43], where the state-of-the-art ATP prover E with advanced machine learning methods, solves only 1 632 of the holdout problems in 30 seconds.

Our approach differs from existing research that aimed to learn which quantifiers to select on a single problem instance [6] — using the multi-armed bandit paradigm (MAB). While previous attempts failed to achieve experimental improvements, combining MAB with offline training presents an intriguing avenue for future exploration.

We have extended our previous methods and results on Mizar [13] with enhanced formula features and we have successfully performed experiments on the GRUNGE dataset. On GRUNGE, we were able to train successful models

from significantly smaller amount of training data. Another logical next research direction is to apply and assess our methodology on various benchmarks. We conducted evaluations on Mizar MML problems due to their similarity and relevance, enhancing the potential for machine learning methods to recognize useful quantified formulas.

More diverse benchmarks like TPTP [55] or SMT-LIB [56] still present significantly greater challenges. These benchmarks contain problems from various sources, often with few related instances, limiting learning opportunities. Furthermore, the transfer of learned knowledge across different SMT logics complicates the situation with SMT-LIB.

References

- [1] L. Blaauwbroek, D. M. Cerna, T. Gauthier, J. Jakubův, C. Kaliszzyk, M. Suda, J. Urban, Learning guided automated reasoning: A brief survey, in: V. Capretta, R. Krebbers, F. Wiedijk (Eds.), *Logics and Type Systems in Theory and Practice - Essays Dedicated to Herman Geuvers on The Occasion of His 60th Birthday*, Vol. 14560 of *Lecture Notes in Computer Science*, Springer, 2024, pp. 54–83. doi:10.1007/978-3-031-61716-4_4. URL https://doi.org/10.1007/978-3-031-61716-4_4
- [2] J. Jakubův, J. Urban, ENIGMA: efficient learning-based inference guiding machine, in: H. Geuvers, M. England, O. Hasan, F. Rabe, O. Teschke (Eds.), *Intelligent Computer Mathematics - 10th International Conference, CICM 2017, Edinburgh, UK, July 17-21, 2017, Proceedings*, Vol. 10383 of *Lecture Notes in Computer Science*, Springer, 2017, pp. 292–302.
- [3] M. Suda, Vampire with a brain is a good ITP hammer, in: *FroCoS*, Vol. 12941 of *Lecture Notes in Computer Science*, Springer, 2021, pp. 192–209.
- [4] J. Jakubův, K. Chvalovský, Z. A. Goertzel, C. Kaliszzyk, M. Olšák, B. Piotrowski, S. Schulz, M. Suda, J. Urban, MizAR 60 for Mizar 50, in: *ITP*, Vol. 268 of *LIPICs*, Schloss Dagstuhl - Leibniz-Zentrum für Informatik, 2023, pp. 19:1–19:22.
- [5] Z. A. Goertzel, J. Jakubův, C. Kaliszzyk, M. Olšák, J. Piepenbrock, J. Urban, The Isabelle ENIGMA, in: *ITP*, Vol. 237 of *LIPICs*, Schloss Dagstuhl - Leibniz-Zentrum für Informatik, 2022, pp. 16:1–16:21.
- [6] J. Jakubův, M. Janota, B. Piotrowski, J. Piepenbrock, A. Reynolds, Selecting quantifiers for instantiation in SMT, in: S. Graham-Lengrand, M. Preiner (Eds.), *Proceedings of the 21st International Workshop on Satisfiability Modulo Theories (SMT 2023) co-located with the 29th International Conference on Automated Deduction (CADE 2023), Rome, Italy, July, 5-6, 2023*, Vol. 3429 of *CEUR Workshop Proceedings*, CEUR-WS.org, 2023, pp. 71–77.
- [7] M. Janota, J. Piepenbrock, B. Piotrowski, Towards learning quantifier instantiation in SMT, in: K. S. Meel, O. Strichman (Eds.), *25th International Conference on Theory and Applications of Satisfiability Testing, SAT 2022, August 2-5, 2022, Haifa, Israel*, Vol. 236 of *LIPICs*, Schloss Dagstuhl - Leibniz-Zentrum für Informatik, 2022, pp. 7:1–7:18.
- [8] J. Alama, T. Heskes, D. Kühlwein, E. Tsivtsivadze, J. Urban, Premise selection for mathematics by corpus analysis and kernel methods, *J. Autom. Reasoning* 52 (2) (2014) 191–213. doi:10.1007/s10817-013-9286-5.
- [9] J. C. López-Hernández, K. Korovin, An abstraction-refinement framework for reasoning with large theories, in: *IJCAR*, Vol. 10900 of *Lecture Notes in Computer Science*, Springer, 2018, pp. 663–679.
- [10] G. Bancerek, C. Bylinski, A. Grabowski, A. Kornilowicz, R. Matuszewski, A. Naumowicz, K. Pak, The role of the Mizar Mathematical Library for interactive proof development in Mizar, *J. Autom. Reason.* 61 (1-4) (2018) 9–32.
- [11] K. Slind, M. Norrish, A brief overview of HOL4, in: O. A. Mohamed, C. A. Muñoz, S. Tahar (Eds.), *Theorem Proving in Higher Order Logics, 21st International Conference, TPHOLs 2008, Montreal, Canada, August 18-21, 2008. Proceedings*, Vol. 5170 of *LNCS*, Springer, 2008, pp. 28–32.
- [12] M. J. C. Gordon, T. Melham, *Introduction to HOL: A Theorem Proving Environment for Higher-Order Logic*, Cambridge University Press, 1993.
- [13] J. Jakubův, M. Janota, J. Piepenbrock, J. Urban, Machine learning for quantifier selection in cvc5, in: *ECAI*, Vol. 392 of *Frontiers in Artificial Intelligence and Applications*, IOS Press, 2024, pp. 4336–4343.
- [14] M. Janota, H. Barbosa, P. Fontaine, A. Reynolds, Fair and adventurous enumeration of quantifier instantiations, in: *FMCAD*, IEEE, 2021, pp. 256–260.
- [15] C. W. Barrett, R. Sebastiani, S. A. Seshia, C. Tinelli, *Satisfiability modulo theories*, in: A. Biere, M. Heule, H. van Maaren, T. Walsh (Eds.), *Handbook of Satisfiability*, Vol. 185 of *Frontiers in Artificial Intelligence and Applications*, IOS Press, 2009, pp. 825–885.
- [16] D. Detlefs, G. Nelson, J. B. Saxe, Simplify: A theorem prover for program checking, *J. ACM* 52 (3) (2005) 365–473.
- [17] H. Barbosa, C. W. Barrett, M. Brain, G. Kremer, H. Lachnitt, M. Mann, A. Mohamed, M. Mohamed, A. Niemetz, A. Nötzli, A. Ozdemir, M. Preiner, A. Reynolds, Y. Sheng, C. Tinelli, Y. Zohar, cvc5: A versatile and industrial-strength SMT solver, in: *TACAS (1)*, Vol. 13243 of *Lecture Notes in Computer Science*, Springer, 2022, pp. 415–442.
- [18] E. M. Clarke, O. Grumberg, D. Kroening, D. A. Peled, H. Veith, *Model checking*, 2nd Edition, MIT Press, 2018.
- [19] J. H. Davenport, Y. Siret, E. Tournier, *Computer algebra - systems and algorithms for algebraic computation (2. ed.)*, Academic Press, 1993.
- [20] N. S. Bjørner, M. Janota, Playing with quantified satisfaction, in: *LPAR, EasyChair*, 2015, pp. 15–27.
- [21] A. Reynolds, T. King, V. Kuncak, Solving quantified linear arithmetic by counterexample-guided instantiation, *Formal Methods Syst. Des.* 51 (3) (2017) 500–532.
- [22] Y. Ge, L. M. de Moura, Complete instantiation for quantified formulas in satisfiability modulo theories, in: *Computer Aided Verification, 21st International Conference, CAV, 2009*, pp. 306–320.
- [23] A. Niemetz, M. Preiner, A. Reynolds, C. W. Barrett, C. Tinelli, Syntax-guided quantifier instantiation, in: *Tools and Algorithms for the Construction and Analysis of Systems – 27th International Conference, TACAS 2021, Held as Part of the European Joint Conferences on Theory and Practice of Software, ETAPS*, Vol. 12652, Springer, 2021, pp. 145–163.
- [24] A. Reynolds, C. Tinelli, A. Goel, S. Krstic, M. Deters, C. W. Barrett, Quantifier instantiation techniques for finite model finding in SMT, in:

- M. P. Bonacina (Ed.), *Automated Deduction - CADE-24 - 24th International Conference on Automated Deduction*, Lake Placid, NY, USA, June 9-14, 2013. Proceedings, Vol. 7898 of *Lecture Notes in Computer Science*, Springer, 2013, pp. 377–391.
- [25] A. Reynolds, C. Tinelli, L. M. de Moura, Finding conflicting instances of quantified formulas in SMT, in: *Formal Methods in Computer-Aided Design, FMCAD, IEEE*, 2014, pp. 195–202.
- [26] A. Reynolds, H. Barbosa, P. Fontaine, Revisiting enumerative instantiation, in: *Tools and Algorithms for the Construction and Analysis of Systems*, Vol. 10806, 2018, pp. 112–131.
- [27] G. Ke, Q. Meng, T. Finley, T. Wang, W. Chen, W. Ma, Q. Ye, T. Liu, Lightgbm: A highly efficient gradient boosting decision tree, in: *NIPS*, 2017, pp. 3146–3154.
- [28] J. Jakubův, J. Urban, Enhancing ENIGMA given clause guidance, in: F. Rabe, W. M. Farmer, G. O. Passmore, A. Youssef (Eds.), *Intelligent Computer Mathematics - 11th International Conference, CICM 2018, Hagenberg, Austria, August 13-17, 2018, Proceedings*, Vol. 11006 of *Lecture Notes in Computer Science*, Springer, 2018, pp. 118–124.
- [29] J. Jakubův, K. Chvalovský, M. Olšák, B. Piotrowski, M. Suda, J. Urban, ENIGMA anonymous: Symbol-independent inference guiding machine (system description), in: *IJCAR (2)*, Vol. 12167 of *Lecture Notes in Computer Science*, Springer, 2020, pp. 448–463.
- [30] D. J. Bernstein, The djb2 hash function, <http://www.cse.yorku.ca/~oz/hash.html>, <http://www.cse.yorku.ca/oz/hash.html> (1991).
- [31] G. Fowler, L. C. Noll, K.-P. Vo, Fowler-noll-vo hash function, <http://www.isthe.com/chongo/tech/comp/fnv/> (1991).
- [32] A. Appleby, Murmurhash - non-cryptographic hash function, <https://github.com/aappleby/smhasher> (2008).
- [33] K. P. Murphy, *Machine Learning: A Probabilistic Perspective*, MIT Press, 2012.
- [34] J. Urban, Translating Mizar for First Order Theorem Provers, in: A. Asperti, B. Buchberger, J. Davenport (Eds.), *Proceedings of the 2nd International Conference on Mathematical Knowledge Management*, no. 2594 in *LNCS*, Springer, 2003, pp. 203–215.
- [35] J. Urban, MPTP – Motivation, Implementation, First Experiments, *J. Autom. Reasoning* 33 (3-4) (2004) 319–339. doi:10.1007/s10817-004-6245-1.
- [36] J. Urban, MPTP 0.2: Design, implementation, and initial experiments, *J. Autom. Reasoning* 37 (1-2) (2006) 21–43.
- [37] C. E. Brown, T. Gauthier, C. Kaliszyk, G. Sutcliffe, J. Urban, GRUNGE: A grand unified ATP challenge, in: *CADE*, Vol. 11716 of *Lecture Notes in Computer Science*, Springer, 2019, pp. 123–141.
- [38] M. Rawson, G. Reger, A neurally-guided, parallel theorem prover, in: *FroCos*, Vol. 11715 of *Lecture Notes in Computer Science*, Springer, 2019, pp. 40–56.
- [39] J. Jakubův, J. Urban, Hammering Mizar by learning clause guidance, in: J. Harrison, J. O’Leary, A. Tolmach (Eds.), *10th International Conference on Interactive Theorem Proving, ITP 2019, September 9-12, 2019, Portland, OR, USA*, Vol. 141 of *LIPICs*, Schloss Dagstuhl - Leibniz-Zentrum für Informatik, 2019, pp. 34:1–34:8.
- [40] M. Rawson, G. Reger, lazyCoP: Lazy paramodulation meets neurally guided search, in: *TABLEAUX*, Vol. 12842 of *Lecture Notes in Computer Science*, Springer, 2021, pp. 187–199.
- [41] E. K. Holden, K. Korovin, Graph sequence learning for premise selection, *CoRR* abs/2303.15642 (2023).
- [42] K. Chvalovský, K. Korovin, J. Piepenbrock, J. Urban, Guiding an instantiation prover with graph neural networks, in: *LPAR*, Vol. 94 of *EPiC Series in Computing*, EasyChair, 2023, pp. 112–123.
- [43] Z. A. Goertzel, K. Chvalovský, J. Jakubův, M. Olšák, J. Urban, Fast and slow Enigmas and parental guidance, in: *FroCoS*, Vol. 12941 of *Lecture Notes in Computer Science*, Springer, 2021, pp. 173–191.
- [44] G. Sutcliffe, Proceedings of CASC-27 - the CADE-27 ATP system competition, in: *CADE-27. Proceedings of the 27th International Conference on Automated Deduction*, Vol. 11716 of *Lecture Notes in Computer Science*, Springer, 2019, pp. 422–441.
- [45] G. Sutcliffe, The 4th IICAR automated theorem proving system competition - CASC-J4, *AI Commun.* 22 (1) (2009) 59–72. doi:10.3233/AIC-2009-0441.
- [46] J. Jakubův, M. Janota, J. Urban, Solving Hard Mizar Problems with Instantiation and Strategy Invention, in: *CICM*, Vol. 14960 of *Lecture Notes in Computer Science*, Springer, 2024, pp. 315–333.
- [47] J. Hůla, J. Jakubův, M. Janota, L. Kubej, Targeted configuration of an SMT solver, in: *CICM*, Vol. 13467 of *Lecture Notes in Computer Science*, Springer, 2022, pp. 256–271.
- [48] M. R. Garey, D. S. Johnson, *Computers and Intractability: A Guide to the Theory of NP-Completeness*, W. H. Freeman, 1979.
- [49] V. Chvatal, A greedy heuristic for the set-covering problem, *Mathematics of Operations Research* 4 (3) (1979) 233–235. URL <http://www.jstor.org/stable/3689577>
- [50] F. Bártek, K. Chvalovský, M. Suda, Regularization in spider-style strategy discovery and schedule construction, *CoRR* abs/2403.12869 (2024).
- [51] J. Jakubův, J. Urban, BliStrTune: hierarchical invention of theorem proving strategies, in: Y. Bertot, V. Vafeiadis (Eds.), *Proceedings of the 6th ACM SIGPLAN Conference on Certified Programs and Proofs, CPP 2017, Paris, France, January 16-17, 2017, ACM*, 2017, pp. 43–52.
- [52] J. Białaś, Y. Nakamura, The Urysohn lemma, *Formalized Mathematics* 9 (3) (2001) 631–636. URL <http://fm.mizar.org/2001-9/pdf9-3/urysohn3.pdf>
- [53] E. Kusak, H. Orszczyżyn, K. Prazmowski, Affine localizations of Desargues axiom, *Formalized Mathematics* 1 (4) (1990) 635–642. URL http://fm.mizar.org/1990-1/pdf1-4/aff_3.pdf
- [54] D. E. Ouraou, P. Fontaine, C. Kaliszyk, Machine learning for instance selection in SMT solving (2019).
- [55] G. Sutcliffe, C. B. Suttner, T. Yemenis, The TPTP problem library, in: *CADE*, Vol. 814 of *Lecture Notes in Computer Science*, Springer, 1994, pp. 252–266.
- [56] C. Barrett, A. Stump, C. Tinelli, The SMT-LIB standard: Version 2.0, Presented at the 8th International Workshop on Satisfiability Modulo Theories (SMT’10) (Jul. 2010). URL <http://theory.stanford.edu/~barrett/pubs/BST10.pdf>