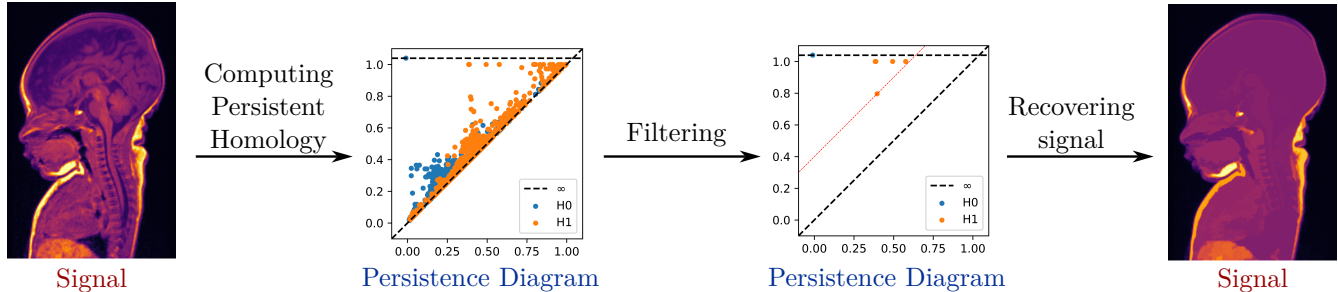


Topological filtering of a signal over a network

Matias de Jong van Lier, Sebastián Elías Graiff Zurita and Shizuo Kaji



Our proposed method transforms the input image (left) into the processed image (right) by filtering out low-persistence topological features in the persistence diagram (middle). This computation is performed using our open-source implementation of the low-persistence filter. The original MRI image on the left is provided courtesy of Ian Bickle, Radiopaedia.org, rID: 52599.

Abstract—Graph Signal Processing deals with the problem of analyzing and processing signals defined on graphs. In this paper, we introduce a novel filtering method for graph-based signals by employing ideas from topological data analysis. We begin by working with signals over general graphs and then extend our approach to what we term signals over graphs with faces. To construct the filter, we introduce a new structure called the Basin Hierarchy Tree, which encodes the persistent homology. We provide an efficient algorithm and demonstrate the effectiveness of our approach through examples with synthetic and real datasets. This work bridges topological data analysis and signal processing, presenting a new application of persistent homology as a topological data processing tool.

Index Terms—Topological data analysis, Persistent homology, Signal filtering, Signal over graph vertices, Function approximation

I. INTRODUCTION

Graph Signal Processing (GSP) is an emerging field that has gained increasing attention within the signal processing community. It focuses on the analysis and processing of signals defined on graphs, which provides a powerful framework for understanding complex data structures encountered in various applications, including

sensor, social, and biological networks [1], [2]. For example, measurements of brain activity obtained through functional magnetic resonance imaging (fMRI) or electroencephalography are often represented by real-valued signals defined over the vertices of a graph [3]–[7].

The understanding of graph topology plays a big role in extracting information from signals over networks. For instance, Ganesh et al. [8] explored how graph topology can determine the persistence of epidemics modeled over networks, and Estrada and Hatano [9] investigated the concept of communicability in networks and how it is influenced by the underlying graph topology. These concepts depend solely on the structure of the graph, disregarding the signal itself. To circumvent this problem, we make use of a concept called persistent homology [10], capable of capturing the topology of the signal in a concise and efficient way. Persistent homology is the main tool in Topological Data Analysis (TDA), an emerging field in which methods from algebraic topology are adapted to be used in data analysis. Over the years, it has gained traction among researchers due to its ability to reveal intrinsic topological features of data, making it useful in fields such as biology, neuroscience, and materials science [11]–[13].

Another essential part of signal processing is the use of filters to manipulate and enhance signal properties for better analysis and interpretation, aiding in tasks such as noise reduction, feature extraction, and signal reconstruction [14]. It is common practice to apply the Fourier transform to represent a signal in the frequency domain. For example, a low-pass filter removes high-frequency components that are often considered to be noise, and the filtered signal is obtained by the inverse transform. Similarly, we compute the persistent homology of a

This research was partially supported by JST Moonshot R&D Grant Number JPMJMS2021 and the commissioned research (No.22301) by National Institute of Information and Communications Technology (NICT), Japan.

Matias de Jong van Lier is with the School of Mathematics, Kyushu University, Fukuoka 8190395, Japan (e-mail: de.jong.van.lier.matias.808@s.kyushu-u.ac.jp). Sebastián Elías Graiff Zurita is with KUIAS, Kyoto University, Kyoto 6068501, Japan (e-mail: s-graiff@kyudai.jp). Shizuo Kaji is with the Institute of Mathematics for Industry, Kyushu University, Fukuoka 8190395, Japan (e-mail: skaji@imi.kyushu-u.ac.jp).

signal to filter out unwanted topological features. Our method targets and removes low persistence features, often considered irrelevant. Specifically, we focus on filtering signals over graphs to construct a signal close to the original one by removing topological features with persistence below a chosen threshold. We prove our filter is optimal in terms of preserving the original signal in the sup-norm. This provides a constructive proof of a converse to the stability of persistent homology [15].

A difficulty is that there exists no inverse transform for persistent homology. To overcome this challenge, we introduce a versatile and efficient structure, which we call a Basin Hierarchy Tree (BHT) of a signal, that encodes the persistent homology of the signal. We define filtering as an operation on the BHT.

Going beyond signals over graphs, there is a growing interest in signals over more general structures, in which the elements of a dataset are not only associated through pairwise relations but also through multi-way ones [16]. Barbarossa and Sardellitti [17], [18] generalized the Graph Fourier Transform (GFT) to signals on higher order elements of simplicial complexes, by defining it as the projection of the signal onto the space spanned by the eigenvectors of the higher order combinatorial Laplacian matrix [19]. In later works, they extended these ideas to even more general scenarios, such as cell complexes [20], weighted simplicial complexes [21], and generalized cell complexes [22]. In this direction, we propose a structure called graph with faces, which is a generalization of the Hollow Planar Cell Complex (HPCC) [22], and we extend the low persistence filter to the case of signals over graphs with faces.

A. Contributions

The contributions of this paper are as follows.

- 1) The concept of a Basin Hierarchy Tree (Theorem III.1) together with an efficient way of computing it is proposed (Algorithm 1). The BHT is shown to encode the persistent homology of the signal (Theorem III.4).
- 2) The Low Persistence Filter (LPF, Definition III.7) is constructed, and any BHT is shown to be invariant under the LPF (Proposition III.8), which is an important property for applying multiple filters in succession.
- 3) A two-dimensional extension of a graph, called a graph with faces (Definition IV.2), is introduced and the concept of BHT is extended to a signal over a graph with faces (Definition IV.8 and corollary IV.9).
- 4) Our LPF is generalized to work with a signal over a planar graph with faces so that it filters both 0- and 1-dimensional low persistence topological features at the same time (Theorem IV.14).
- 5) Our algorithm is implemented as an open-source software¹.

From the perspective of Topological Data Analysis (TDA), this work extends the field from data analysis to data processing, introducing a new application of persistent homology.

B. Related Work

There are some works that consider similar problems to ours. Edelsbrunner, Morozov, and Pascucci [23] consider a simplification method of functions defined over 2-manifolds to remove low persistence features. Attali et al. [24] provide a linear time algorithm for a similar problem. In both cases, one major goal was to filter out features with low persistence, while keeping high persistence ones unchanged. This is only possible either by allowing changes in the graph's structure [23] or in signal values over edges [24]. While these problem settings are reasonable for functions on 2-manifolds, they are not natural in the case of GSP. Therefore, we demand that only signal values over the vertices can be changed and the graph's structure should be kept untouched. In this scenario, we present Example IV.10 in which it is impossible to filter low persistence features while keeping high persistence ones intact.

C. Notations

We use the following notation:

- V and E denote the sets of vertices and edges of a graph $G = (V, E)$, respectively;
- $V(e)$ is the set of vertices incident with $e \in E$, and $V(v) = v$ for $v \in V$. An edge e with $V(e) = \{u, v\}$ is sometimes denoted by uv .
- $S^2 = \{x \in \mathbb{R}^3 \mid \|x\| = 1\}$ is the unit two-dimensional sphere.
- \bar{Y} denotes the closure of a subspace, $Y \subset X$ in a topological space X .
- $\bar{\mathbb{R}} = \mathbb{R} \cup \{\pm\infty\}$ is the set of real numbers with infinities.
- $\mathbb{F}_2 = \{0, 1\}$ is the field of two elements, and all vector spaces are assumed to be over \mathbb{F}_2 .

II. PROBLEM SETTING FOR GRAPHS

In this section, we present a mathematical formulation of the problem we are trying to solve in the case of signals over graphs, while in Section IV we shall extend it to the case of graphs with faces. Section II-A provides a brief introduction to homology. Section II-B gives the definition of a signal over a graph, and some other necessary concepts. Section II-C reviews persistent homology. And finally, Section II-D introduces the problem to be solved later in this paper.

¹<https://github.com/mvlier/topaprox>

A. Homology of graph

We will not give the full definitions of homology here; instead, we briefly introduce the homology of graphs with coefficients in \mathbb{F}_2 by means of an example. For a more comprehensive and in-depth approach, refer to the literature [25]–[27]. In essence, 0-homology measures the number of connected components in the space, while 1-homology measures the number of independent cycles that delimit empty regions.

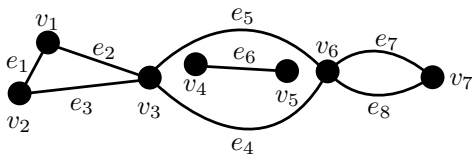


Fig. 1: Example of a graph.

Example II.1. If G is the graph in Figure 1, we can clearly see that it has two connected components and three cycles. In simple terms, the 0 and 1 homologies of G can be understood as the vector spaces generated by the connected components and the independent cycles, respectively. Thus, we have $H_0(G) \cong (\mathbb{F}_2)^2$ and $H_1(G) \cong (\mathbb{F}_2)^3$.

In the remainder of this paper, we may use common terminology from homology theory. For example, elements of $H_n(G)$ are called **homology classes** and are represented by $[\alpha]$, in which α is a representative **n -cycle**. For instance, $H_0(G)$ is generated by $[v_1]$ and $[v_4]$, while $H_1(G)$ is generated by $[e_1 + e_2 + e_3]$, $[e_4 + e_5]$, and $[e_7 + e_8]$. Other terms used include **boundary maps**, **map induced in homology**, **chain complex**, **n -chain** and **n -boundary**.

B. Signal over graph

In this paper, we focus on vertex-defined real-valued functions over connected finite graphs. Let $G = (V, E)$ be a connected graph with $|E| < \infty$. A **signal over a graph** G is a pair $\mathbf{G} = (G, f)$, where $f : V \rightarrow \mathbb{R}$ is a function defined over the vertices of G . We always assume that signals over vertices extend to edges by taking the maximum:

$$f(e) = \max f(V(e)).$$

We adopt the convention that $f(\emptyset) = +\infty$. A total ordering

$$\sigma_1 \prec \sigma_2 \prec \cdots \prec \sigma_{|V|+|E|}$$

of elements of $V \cup E$ is said to be a **\mathbf{G} -ordering** if

$$f(\sigma_i) \leq f(\sigma_{i+1}), \quad (\text{II.1})$$

for all $i = 1, 2, \dots, |V| + |E| - 1$, and

$$v \prec e \text{ for all } v \in V(e) \text{ and } e \in E. \quad (\text{II.2})$$

Notice that a **\mathbf{G} -ordering** is not necessarily unique. For instance, if f is constant, then any total ordering satisfy-

ing Equation (II.2) is a **\mathbf{G} -ordering**. It is not difficult to see that a **\mathbf{G} -ordering** exists for any signal over a graph $\mathbf{G} = (G, f)$, and that this ordering is unique if, and only if, G is a rooted tree with f strictly decreasing in the direction of the root.

C. Persistent Homology of a signal

We restrict ourselves to the setting of graphs. A more general definition of persistent homology can be found in the literature [12], [28]–[30].

Given a signal over a graph, we may consider the subgraph generated by the vertices with signal values below a certain threshold in \mathbb{R} . The core idea of extending homology of a graph to persistent homology of a signal over a graph is to consider the evolution of the homology of the sequence of subgraphs obtained by varying this threshold. Each topological feature is born at a certain threshold, and it is either present for any threshold after that (a permanent feature) or it dies at a higher threshold value. The gap from birth to death is called the persistence of the feature. Features with high persistence are often deemed relevant as they are robust under small perturbation [15], while those with low persistence are considered unimportant or noise and are excluded from further analysis. To exemplify why low persistence may be disregarded, we can think of the case of a planar graph with signal values representing the altitudes of a terrain. In this case, a small persistence 0-homology class would represent a small valley, which is possibly an effect of measurement fluctuations. Hence, for analysis purposes, it is interesting to consider only high persistence classes, which represent significant features (valleys) intrinsic to the data.

Given a **\mathbf{G} -ordering** of $\mathbf{G} = ((V, E), f)$, we define $G_{\prec \sigma}$ to be the graph consisting of all vertices and edges which come before σ in the total ordering. Analogously, we define $G_{\preceq \sigma}$ as the graph having all the vertices and edges until σ , including σ . Similarly, for $t \in \mathbb{R}$ we define G_t as the graph consisting of all σ with $f(\sigma) \leq t$. We call the family of graphs $\{G_t\}_{t \in \mathbb{R}}$, the **graph sublevel nesting**² of $\mathbf{G} = (G, f)$. Persistent homology tracks the evolution of the topology of the subgraphs G_t , by capturing their homology as the parameter t varies. From the graph sublevel nesting $\{G_t\}_{t \in \mathbb{R}}$, we obtain the family of vector spaces $\{H_n(G_t)\}_{t \in \mathbb{R}}$ for $n = 0, 1$, together with linear maps

$$i_{s*}^t : H_n(G_s) \rightarrow H_n(G_t)$$

induced by the inclusion maps $i_s^t : G_s \hookrightarrow G_t$, for each pair $s \leq t$ in \mathbb{R} . Let $\sigma_1 \prec \cdots \prec \sigma_{|V|+|E|}$ be a **\mathbf{G} -ordering**. For every $t \in \mathbb{R}$ there is a $j \in \{1, \dots, |V| + |E|\}$ such that $G_t = G_{\preceq \sigma_j}$. If we write $G^j = G_{\preceq \sigma_j}$, we have a collection of maps

$$i_{j*}^k : H_*(G^j) \rightarrow H_*(G^k),$$

²In TDA, this is commonly referred to as a sublevel filtration, but to avoid confusion with persistence filtering, we will replace the term "filtration" with "nesting".

induce by the inclusion maps $i_j^k: G^j \hookrightarrow G^k$ for all pairs $j \leq k$ in $\{1, \dots, |V| + |E|\}$. In this setting, we say that a nontrivial n -cycle, $\alpha \in H_n(G_a)$, is **born** at $a \in \mathbb{R}$ if, and only if, there is $j_o \in \{1, \dots, |V| + |E|\}$ with $f(\sigma_{j_o}) = a$ such that

$$\alpha \notin \text{Im } i_{j_*}^{j_o}, \text{ for } j < j_o.$$

Similarly, α **dies** at $b \in \overline{\mathbb{R}}$, if, and only if, there is $l_o \in \{1, \dots, |V| + |E|\}$ with $f(\sigma_{l_o}) = b$ such that

$$i_{j_o*}^l(\alpha) \notin \text{Im } i_j^l, \text{ for all } j < j_o \leq l < l_o$$

and

$$i_{j_o*}^{l_o}(\alpha) \in \text{Im } i_{j'}^{l_o}, \text{ for some } j' < j_o$$

If there is no l_o satisfying these conditions, then α is called a **permanent cycle**, and by convention we say it dies at $b = \infty$. If these conditions are satisfied, then α determines a **persistence interval** $[a, b)$ and its size is called the **persistence** of α

$$\text{pers}(\alpha) = \text{pers}([a, b)) = \begin{cases} b - a & (b < \infty) \\ \infty & (b = \infty). \end{cases}$$

We say that a persistence interval $[a, b)$ is **trivial** if $a = b$, otherwise we call it **nontrivial**. The ordered pair $(\sigma_{j_o}, \sigma_{l_o})$ is called a **persistence pair**, and, as we saw above, every persistence interval has a persistence pair associated to it. The multiset of persistence intervals $[a, b)$ is called the **n -persistence diagram** of \mathbf{G} and we will denote it by $\text{PD}_n(\mathbf{G})$.

For any multiset M consisting of intervals in $\overline{\mathbb{R}}$, we define the following submultisets

$$M_{\geq \epsilon} = \{[a, b) \in M \mid b - a \geq \epsilon\}, \quad (\text{II.3})$$

$$M_{< \epsilon} = \{[a, b) \in M \mid b - a < \epsilon\}. \quad (\text{II.4})$$

The submultisets $M_{< \epsilon}$ and $M_{> \epsilon}$ are defined analogously. We say two multisets M and M' are equivalent, denoted $M \approx M'$, when they are the same up to trivial intervals; that is, $M_{> 0} = M'_{> 0}$.

By the interval decomposition theorem ([31, Theorem 1.1], [32, §5.2 Proposition 3]), we know that the equivalence class of $\text{PD}_n(\mathbf{G})$ does not depend on the choice of \mathbf{G} -ordering.

It is common to represent a persistence diagram in $\overline{\mathbb{R}} \times \overline{\mathbb{R}}$ by mapping each interval $[a, b)$ into the point (a, b) . Different colors or symbols are often used to distinguish between dimensions (as illustrated in the banner figure).

Example II.2. The persistence diagrams of the signal (G, f) in Figure 2 are $\text{PD}_0(G, f) \approx \{[1, \infty), [1, 2), [2, 3)\}$ and $\text{PD}_1(G, f) \approx \{[2, \infty), [3, \infty), [3, \infty)\}$.

D. Problem formulation

Since nontrivial cycles of $\text{PD}_1(G, f)$ are all permanent cycles, we focus on $\text{PD}_0(G, f)$. Each nontrivial interval $[a, b) \in \text{PD}_0(\mathbf{G})$ represents a topological feature which exists only in the interval from G_a to G_b . As was discussed in the previous section, intervals with

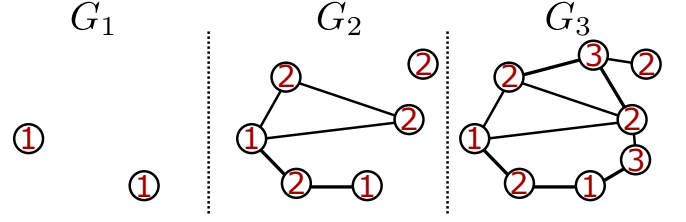


Fig. 2: A graph sublevel nesting of a signal over a graph. The values of the function on each vertex are depicted in red.

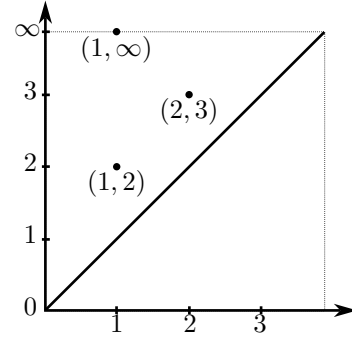


Fig. 3: Representation of the persistence diagram $\text{PD}_0(G, f)$ for (G, f) as in Figure 2.

low persistence may be understood as noise, while high persistence is associated with a more relevant topological feature of the signal. For this reason, we formulate the problem as follows.

Problem II.3. Given a signal over a graph $\mathbf{G} = (G, f)$, find a signal g over the same graph with $\|f - g\|_\infty < \epsilon$ so that

$$\text{PD}_0(G, g) \approx \text{PD}_0(G, f)_{\geq \epsilon}. \quad (\text{II.5})$$

This problem can be understood by the following diagram:

$$\begin{array}{ccc} (G, f) & \xrightarrow{\text{Filtering function}} & (G, g) \\ \text{PD}_0 \downarrow & & \uparrow \text{Lifting PD}_0 \\ \text{PD}_0(G, f) & \xrightarrow{\text{Filtering persistence}} & \text{PD}_0(G, f)_{\geq \epsilon} \end{array}$$

We may also consider a variant of the problem:

Problem II.4. Given a signal over a graph $\mathbf{G} = (G, f)$, find a signal g over the same graph with $\|f - g\|_\infty < \epsilon/2$ such that

$$\text{PD}_0(G, g)_{< \epsilon} \approx \emptyset. \quad (\text{II.6})$$

Notice that condition (II.6) is weaker than (II.5), allowing us to reduce the bound for $\|f - g\|_\infty$ in Problem II.4. The example in Figure 4 shows that both bounds are sharp. In the next section, we present our solutions to both problems.

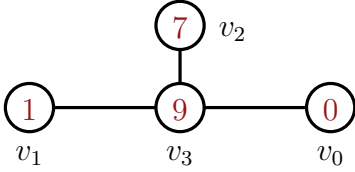


Fig. 4: Example of a signal over a graph for which both bounds for Problems II.3 and II.4 are optimal. Note that $PD_0(G, f) \approx \{[0, \infty), [1, 9), [7, 9)\}$. For $\epsilon = 2 + \delta$ with $\delta > 0$, where δ is arbitrarily small, the bounds cannot be tightened further to remove the interval $[7, 9)$.

III. BASIN HIERARCHY TREE AND LOW PERSISTENCE FILTER

This section introduces the Basin Hierarchy Tree (BHT), a novel data structure that encodes persistent homology information. Persistence filters will subsequently be defined as operations on these tree structures.

We employ standard graph-theoretic terminology. A **rooted tree** $T = (V, E_T)$ is a tree with a designated root vertex r . For any non-root vertex v , its **parent** $p(v)$ is the unique neighbor on the path to r . For a graph $G = (V, E)$, we denote by $C(v, G) \subset V$ the vertex set of the connected component in G containing $v \in V$.

Theorem III.1. *Let $G = ((V, E), f)$ be a signal over a connected graph, and let \prec be a G -ordering. Then, there is a unique tree $T = (V, E_T)$ such that for each $v \in V \setminus \{\min V\}$, there exists $e \in E$ satisfying*

$$\min C(v, G_{\prec_e}) = v, \quad (\text{III.1})$$

$$\min C(v, G_{\preceq_e}) = p(v). \quad (\text{III.2})$$

Proof. First, Algorithm 1, a modified version of the union-find algorithm, constructs a tree that fulfills these conditions. Then, the uniqueness of e for each v ensures the uniqueness of the tree.

Definition III.2. In the context of Theorem III.1, we define the **linking vertex** of v , denoted by $\mathcal{L}(v)$, as $\max V(e)$ for $v \neq \min V$, and $\mathcal{L}(\min V) = \emptyset$. The **Basin Hierarchy Tree** (BHT) of G with respect to \prec is the triple $\mathfrak{T} = (V, E_T, \mathcal{L})$. The partial order on V induced by \mathfrak{T} is denoted by $p(v) \prec_T v$. The set of all BHT's for G with varying G -ordering is denoted by $\text{BHT}(G, f)$.

Remark III.3. If $\mathfrak{T} = (T, \mathcal{L})$ is a BHT of (G, f) , then each tuple $(v, \mathcal{L}(v), p(v))$ forms a merge triplet defined in [33], and \mathfrak{T} is closely related to a minimal normalized triplet representation obtained from those merge triplets.

In the next theorem, we show that the persistent 0-homology of (G, f) is recovered from a BHT independently of the choice of a G -ordering. Let $\mathfrak{T} = (V, E_T, \mathcal{L}) \in \text{BHT}(G, f)$. The **persistence of v in \mathfrak{T}** is defined as

$$\text{pers}_{\mathfrak{T}}(v) = f(\mathcal{L}(v)) - f(v), \quad v \in V. \quad (\text{III.3})$$

Algorithm 1 Constructing a BHT tree. At intermediate stages in the for loop, we have a forest of rooted trees, and $\text{root}(v)$ denotes the root of the tree containing v in this forest.

Input: $G = ((V, E), f)$, with G -ordering

- 1: $p(v) \leftarrow v$ for all $v \in V$
 - 2: **for** $e = uv \in E$, following the G -ordering **do**
 - 3: **if** $\text{root}(v) \prec \text{root}(u)$ **then**
 - 4: $p(\text{root}(u)) \leftarrow \text{root}(v)$
 - 5: **else if** $\text{root}(u) \prec \text{root}(v)$ **then**
 - 6: $p(\text{root}(v)) \leftarrow \text{root}(u)$
 - 7: **end if**
 - 8: **end for**
-

If $\text{pers}_{\mathfrak{T}}(v) = 0$, we say it is a **trivial vertex**.

Theorem III.4. *For any $\mathfrak{T} \in \text{BHT}(G, f)$, the following identity of multisets holds:*

$$PD_0(G, f) \approx \left\{ [f(v), f(\mathcal{L}(v))) \mid v \in V \right\}.$$

Proof. By construction, it is easy to see that (v, e) in Theorem III.1 forms a persistence pair for all $v \in V$, whose persistence interval is $[f(v), f(e)) = [f(v), f(\mathcal{L}(v)))$. \square

The BHT encodes the persistent 0-homology in a decreasing order of persistence in the sense that child vertices in a BHT carry intervals with persistence lower than their parents. Then, using this structure, we introduce the low persistence filter.

Lemma III.5. *Given a BHT $\mathfrak{T} = (V, E_T, \mathcal{L})$, $v \in V \setminus \{\min V\}$, and $u \prec_T v$, we have*

$$\mathcal{L}(\mathcal{L}(v)) = \mathcal{L}(v), \quad (\text{III.4})$$

$$f(\mathcal{L}(v)) \leq f(\mathcal{L}(p(v))), \quad (\text{III.5})$$

$$\text{pers}_{\mathfrak{T}}(v) \leq \text{pers}_{\mathfrak{T}}(u). \quad (\text{III.6})$$

Example III.6. We consider a graph with six vertices and a signal over it, as depicted in Figure 5 (left). Its BHT, computed with respect to the unique G -ordering satisfying $wx \prec vx$ and $vy \prec zy$, is given in the middle of the figure. A related but different notion is the merge

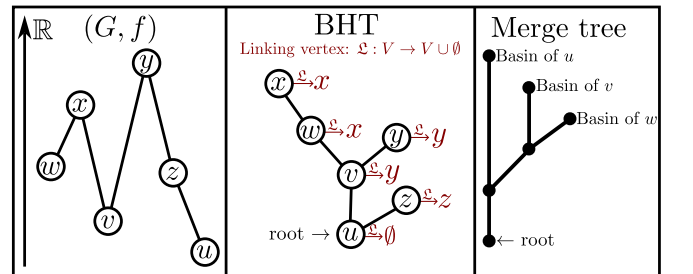


Fig. 5: A signal over a graph (left) with its corresponding BHT (middle) and merge tree (right).

tree [34], which captures information about the merging

of connected components as the threshold increases. The merge tree for this example is illustrated on the right of the figure.

Definition III.7. For $\mathcal{G} = ((V, E), f)$ a signal over a graph, let $\mathfrak{T} = (T, \mathfrak{L}) \in \text{BHT}(\mathcal{G})$. We define the **0-Low Persistence Filter (0-LPF)** by

$$\mathfrak{T}\mathcal{L}_0^\epsilon f(v) = \max \left(\left\{ f(\mathfrak{L}(u)) \mid u \in \mathcal{A}_v^\epsilon \right\} \cup \left\{ f(v) \right\} \right), \quad (\text{III.7})$$

where

$$\mathcal{A}_v^\epsilon = \left\{ u \in V \mid \begin{array}{l} u \preceq_T v \\ \text{pers}_{\mathfrak{T}}(u) < \epsilon \end{array} \right\} \quad (\text{III.8})$$

is the set of ancestors of $v \in V$ in \mathfrak{T} with persistence less than ϵ . When it is clear from the context, we omit \mathfrak{T} in the notation and write \mathcal{L}_0^ϵ for $\mathfrak{T}\mathcal{L}_0^\epsilon$.

From the definition, we see

- if $0 < \text{pers}_{\mathfrak{T}}(u) < \epsilon$, then $f(u) < \mathfrak{T}\mathcal{L}_0^\epsilon f(u) = \mathfrak{T}\mathcal{L}_0^\epsilon f(\mathfrak{L}(u))$;
- if $\text{pers}_{\mathfrak{T}}(u) > \epsilon$, then $f(u) = \mathfrak{T}\mathcal{L}_0^\epsilon f(u)$ and $f(\mathfrak{L}(u)) = \mathfrak{T}\mathcal{L}_0^\epsilon f(\mathfrak{L}(u))$.

Intuitively, this operation elevates the value of u and all its descendants in the BHT (the ‘‘basin’’ rooted at u) to the value of $\mathfrak{L}(u)$, effectively filling the basin.

Note that given a (G, f) -ordering \prec , there exists a unique (G, g) -ordering for another signal g satisfying

$$\sigma_1 \prec \sigma_2 \iff \sigma_1 \prec' \sigma_2 \quad \text{for } g(\sigma_1) = g(\sigma_2). \quad (\text{III.9})$$

This condition specifies how to break the tie for elements with the same signal values for g , using \prec as a reference.

The following proposition assures that a BHT remains to be a BHT after the application of the low persistence filter. This property is essential to control the persistent 0-homology and is used for proving Theorem III.9.

Proposition III.8. *For any $\epsilon \geq 0$, let \mathfrak{T} be the BHT with respect to the (G, f) -ordering \prec , and let \prec' be the $(G, \mathfrak{T}\mathcal{L}_0^\epsilon f)$ -ordering given by (III.9) with $g = \mathfrak{T}\mathcal{L}_0^\epsilon f$. Then, \mathfrak{T} is a BHT with respect to \prec' .*

Theorem III.9. *Given a signal over a graph (G, f) , for any $\mathfrak{T} \in \text{BHT}(G, f)$ we have that*

$$PD_0(G, \mathfrak{T}\mathcal{L}_0^\epsilon f) \approx PD_0(G, f)_{\geq \epsilon}, \quad (\text{III.10})$$

and

$$0 \leq \mathfrak{T}\mathcal{L}_0^\epsilon f(v) - f(v) < \epsilon, \quad (\text{III.11})$$

for all $v \in V$. In particular, we have that

$$\|\hat{\mathcal{L}}_0^\epsilon f - f\|_\infty < \frac{\epsilon}{2}, \quad (\text{III.12})$$

where $\hat{\mathcal{L}}_0^\epsilon f(v) = \mathfrak{T}\mathcal{L}_0^\epsilon f(v) - \frac{\epsilon}{2}$.

Proof. Theorem III.4, Lemma III.5, and Proposition III.8 establish that branches in $\mathfrak{T} \in \text{BHT}(G, f)$ with nontrivial persistence lower than ϵ are eliminated by \mathcal{L}_0^ϵ ,

while those with persistence greater than or equal to ϵ remain unchanged. This implies Equation (III.10).

Since $f(v) \leq f(\mathfrak{L}(u))$ for any $u \prec_T v$ by Lemma III.5, we have $0 \leq \mathfrak{T}\mathcal{L}_0^\epsilon f(v) - f(v)$. Since $\mathcal{L}_0^\epsilon f(v)$ is either $f(v)$ or $f(\mathfrak{L}(u))$ for some $u \prec_T v$ with $f(\mathfrak{L}(u)) - f(u) < \epsilon$, we conclude that $f(\mathfrak{L}(u)) - f(v) < \epsilon$, and therefore $\mathcal{L}_0^\epsilon f(v) - f(v) < \epsilon$. \square

In the above theorem, the signal $\mathfrak{T}\mathcal{L}_0^\epsilon f$ solves Problem II.3 and the signal $\hat{\mathcal{L}}_0^\epsilon f$ solves Problem II.4.

IV. EXTENSION TO GRAPHS WITH FACES

From a topological perspective, enriching the graph structure to include not only vertices and edges but also faces (2-dimensional regions) offers significant advantages. This extended representation enables the distinction between topologically trivial and nontrivial 1-cycles, thereby providing a richer topological characterization of the signal.

A. Graph with faces

Definition IV.1. By a **face** of a graph (V, E) , we mean a collection of edges $\tau = e_1 \dots e_N$, $e_i \in E$, such that

$$\partial_1 \left(\sum_{i=1}^N e_i \right) = \sum_{i=1}^N \partial_1(e_i) = 0,$$

in which ∂_1 is the boundary map, given by $\partial_1(uv) = u + v$, for $uv \in E$. In other words, $\sum_{i=1}^N e_i$ is a 1-cycle. A **graph with faces**, $\mathcal{G} = (V, E, F)$, is a graph (V, E) together with a set of faces F .

Notice that a face can have repeated edges. When the set of faces F is empty, a graph with faces reduces to a standard graph. By a **signal over a graph with faces**, $\mathcal{G} = (V, E, F)$, we mean a real-valued function $f : V \rightarrow \mathbb{R}$ on the vertices of \mathcal{G} . We denote the set of vertices of a face by

$$V(\tau) = \bigcup_{e \in \tau} V(e),$$

and

$$f(\tau) = \max f(V(\tau)).$$

If $\mathcal{G} = ((V, E, F), f)$ is a signal over a graph with faces, we define a **\mathcal{G} -ordering** to be a total ordering, \prec , on $V \cup E \cup F$, satisfying (II.1), (II.2), and

$$e \prec \tau \text{ for all } e \in \tau, \quad (\text{IV.1})$$

for all $\tau \in F$.

B. Planar graph with faces

Definition IV.2. We say that $\mathcal{G} = (V, E, F)$ is planar if (V, E) is a planar graph with an embedding $\gamma : (V, E) \rightarrow S^2$ such that there is an injection ϕ from the faces F to the set of connected components of $S^2 \setminus \text{Im } \gamma$, such that the topological boundary of $\phi(\tau)$ is $\bigcup_{e \in \tau} \gamma(e)$. We call the pair $\Phi = (\gamma, \phi)$ a planar embedding of \mathcal{G} . We define

the **set of holes of \mathcal{G} in relation to Φ** , denoted by H_Φ , to be the complement of the image of ϕ . Finally, we denote by \mathcal{P}^2 the set of planar graphs with faces.

The homology of \mathcal{G} is defined to be the homology of $S^2 \setminus H_\Phi$. Since any planar embedding of the graph (V, E) partitions S^2 into the same amount of connected components, equal to $|F| + |H_\Phi|$, the homology of \mathcal{G} is independent of the embedding Φ .

Remark IV.3. Definition IV.2 is slightly more general than the usual 2-cell embedding of a graph on S^2 , and the concept of Planar Hollow Cell Complex (PHCC) introduced by Sardellitti and Barbarossa [22, §II definition 3]. For the former, this is so because we do not require faces to be homeomorphic to an open disk; however, when the underlying graph (V, E) is connected, these two concepts are equivalent. For the latter, we do not require the closure of a cell to be homeomorphic to a closed disk (see Example IV.4).

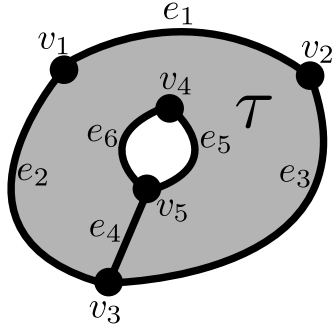


Fig. 6: Example of a planar graph with faces which is not a planar hollow cell complex.

Example IV.4. Figure 6 shows an example of a planar graph with a single face, $\tau = e_1 e_2 e_3 e_4 e_5 e_6$, whose homology is given by $H_0(\mathcal{G}) = H_1(\mathcal{G}) = \mathbb{F}_2$. Note that, if edge e_4 is eliminated, we have a planar hollow cell complex with the same homology.

Example IV.5. A grayscale image defines a signal over a planar graph with faces over a square grid graph whose vertices correspond to pixels, unit squares form the set of faces, and the grayscale values of each pixel define the signal. For example, an $m_1 \times m_2$ image defines a graph with faces with $m_1 m_2$ vertices, $(m_1 - 1)m_2 + m_1(m_2 - 1)$ edges, and $(m_1 - 1)(m_2 - 1)$ faces.

C. Persistent homology of a graph with faces

Let $\mathcal{G} = ((V, E, F), f)$ be a signal over a graph with faces with a \mathcal{G} -ordering \prec . From now on, we focus on the planar case with an embedding Φ of \mathcal{G} into S^2 .

Similar to Section II-C, define $\mathcal{G}_{\prec\sigma}$ and $\mathcal{G}_{\preceq\sigma}$ as the graphs with faces having all vertices, edges and faces coming before σ in the ordering, including σ for the latter. And define \mathcal{G}_t as the graph with faces having all

$\sigma \in V \cup E \cup F$, such that $f(\sigma) \leq t$. Then, $\{\mathcal{G}_t\}_{t \in \mathbb{R}}$ defines a sublevel nesting of graphs with faces, and just like in Section II-C we can define persistent homology.

In the case of signals over graphs (without faces), we only consider $PD_0(\mathcal{G})$, since the 1-homology only has permanent classes. However, in the case of graphs with faces, both $PD_0(\mathcal{G})$ and $PD_1(\mathcal{G})$ may have nontrivial and non-permanent classes since a 1-cycle might be filled by faces. In what follows, we propose a method for computing the persistent homology of a signal over a planar graph with faces in a simpler way by constructing a corresponding signal over a graph, from which we can extract both persistent 0 and 1 homologies of the original signal. The method for computing persistent 1-homology is inspired by the Alexander duality [25, Theorem 3.43].

Definition IV.6. Let $\mathcal{G} = (V, E, F)$ be a planar graph with faces with an embedding Φ . Define the graph $G[\Phi] = (V', E')$, where $V' = V \cup F \cup H_\Phi$ and $E' = E \cup E_F \cup E_{H_\Phi}$. Here, E_F (resp. E_{H_Φ}) consists of all edges connecting the faces to its incident vertices:

$$E_F \triangleq \left\{ (\tau, v) \mid \tau \in F \text{ and } v \in \bigcup_{e \in \tau} V(e) \right\}, \quad (\text{IV.2})$$

and E_{H_Φ} is similarly defined. Furthermore, if f is a signal over \mathcal{G} , we define the **signal induced on $G[\Phi]$** by f as

$$f_{G[\Phi]}(v) \triangleq \begin{cases} f(v), & \text{if } v \in V \cup F, \\ \infty, & \text{if } v \in H_\Phi. \end{cases} \quad (\text{IV.3})$$

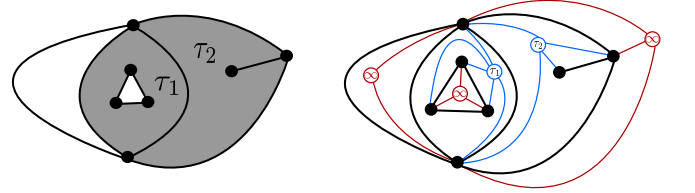


Fig. 7: A planar graph with faces (left) and the induced graph (right).

Theorem IV.7. If $\mathcal{G} = (\mathcal{G}, f)$ is a signal over a planar graph with faces with an embedding Φ , then

$$PD_0(\mathcal{G}, f) = PD_0(G[\Phi], f_{G[\Phi]}) \quad (\text{IV.4})$$

and there is a bijection

$$PD_1(\mathcal{G}, f) \simeq \widetilde{PD}_0(G[\Phi], -f_{G[\Phi]}) \quad (\text{IV.5})$$

$$[a, b] \longleftrightarrow [-b, -a]$$

where \widetilde{PD}_0 is obtained by eliminating a permanent interval $[a, \infty)$ from PD_0 with the smallest a .

D. Low Persistence Filters

From the previous section, mainly Theorem IV.7, a first approach to constructing a LPF for graphs with faces is to use the one for graphs on the induced graph (Definition IV.6).

Definition IV.8. For a signal over a planar graph with faces $\mathcal{G} = (\mathcal{G}, f)$, define

$$\mathcal{L}_0^\epsilon f = \left(\mathcal{L}_0^\epsilon f_{G[\Phi]} \right) \Big|_V \quad (\text{IV.6})$$

$$\mathcal{L}_1^\epsilon f = - \left(\mathcal{L}_0^\epsilon (-f_{G[\Phi]}) \right) \Big|_V. \quad (\text{IV.7})$$

The low persistence filter in Equation (IV.6) (resp. Equation (IV.7)) eliminates 0-homology (resp. 1-homology) classes with persistence less than ϵ . As a consequence of Theorems III.9 and IV.7 we get the following corollary:

Corollary IV.9. *We have*

$$PD_i(\mathcal{G}, \mathcal{L}_i^\epsilon f) \approx PD_i(\mathcal{G}, f)_{\geq \epsilon}$$

and

$$|\mathcal{L}_i^\epsilon f - f|_\infty < \epsilon,$$

for $i = 0, 1$.

However, the problem is whether we can filter both PD_0 and PD_1 simultaneously without altering the classes with a persistence higher than ϵ . Unfortunately, the following example demonstrates that this is not always possible

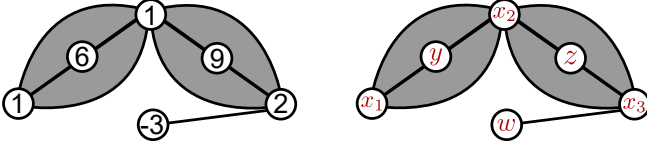


Fig. 8: Example of a signal over a graph with faces with no solution to Problem II.3.

Example IV.10. Let $\mathcal{G} = (\mathcal{G}, f)$ be the signal over a planar graph with faces shown in Figure 8. Notice that

$$PD_0(\mathcal{G}, f) = \{[-3, \infty), [1, 2)\},$$

$$PD_1(\mathcal{G}, f) = \{[1, 6), [2, 9)\}.$$

If we choose $\epsilon = 2$, the possible $g : V \rightarrow \overline{\mathbb{R}}$ with

$$|f - g|_\infty < \epsilon = 2 \quad (\text{IV.8})$$

are signals as in the right side of Figure 8, with

$$w \in (-5, -1), \quad y \in (4, 8), \quad z \in (7, 11)$$

$$x_1, x_2 \in (-1, 3), \quad x_3 \in (0, 4).$$

In this case we have

$$PD_0(\mathcal{G}, g) = \{[w, \infty), [a, b)\} \quad (\text{IV.9})$$

$$PD_1(\mathcal{G}, g) = \{[c, y), [d, z)\} \quad (\text{IV.10})$$

in which $a = \min\{x_1, x_2\}$, $b = \max\{x_1, x_2\}$, $c = \max\{x_1, x_2\}$ and $d = \max\{x_2, x_3\}$. If we wish to have

$$PD_n(\mathcal{G}, g) = PD_n(\mathcal{G}, f)_{\geq 2}, \quad \text{for } n = 0, 1, \quad (\text{IV.11})$$

then $w = -3$, $c = 1$, $y = 6$, $d = 2$, $z = 9$ and $a = b$. From $c = 1$, we have that $x_1, x_2 \in (-1, 1]$, and $d = 2$ implies $x_3 = 2$. But $a = b$, implies $x_3 \leq \min\{x_1, x_2\}$, so we have a contradiction, thus proving that there is no g satisfying Equations (IV.8) and (IV.11).

The example above shows that we cannot solve a straightforward generalization of Problem II.3 for 0 and 1-homology simultaneously. We might still consider Problem II.4, but this would allow the filtered signal to have cycles with persistence above the threshold that are not present in the original signal. To avoid this to ensure “filtering” of irrelevant features, we introduce the following definition.

Definition IV.11. For signals f and g over a graph with faces, we write $g \lesssim f$ if and only if there are injective maps for $n = 0, 1$

$$\varphi_n : PD_n(\mathcal{G}, g)_{>0} \hookrightarrow PD_n(\mathcal{G}, f)_{>0} \quad (\text{IV.12})$$

such that

$$\text{pers}(\varphi_n([a, b]) \geq \text{pers}([a, b]). \quad (\text{IV.13})$$

The essence of this definition is that filtering should not introduce new topological features, but only reduce the persistence of existing ones. In other words, filtering should preserve or simplify the topological structure of the data. Now, we can reformulate Problem II.3 in the following way:

Problem IV.12. Given a signal over a graph with faces (\mathcal{G}, f) , find $g : V \rightarrow \overline{\mathbb{R}}$ such that $|f - g|_\infty < \epsilon$, $PD_n(\mathcal{G}, g)_{<\epsilon} \approx \emptyset$ for $n = 0, 1$, and $g \lesssim f$.

Note that it is not sufficient to solve the problem above by defining a general LPF simply as $\mathcal{L}_1^\epsilon \mathcal{L}_0^\epsilon$, as demonstrated in Figure 9. For this reason, we consider an iterative application of \mathcal{L}_0^ϵ and \mathcal{L}_1^ϵ :

$$\mathcal{L}_*^{\epsilon, k} \triangleq \underbrace{\mathcal{L}_0^\epsilon \mathcal{L}_1^\epsilon \mathcal{L}_0^\epsilon}_{k \text{ times}}. \quad (\text{IV.14})$$

The following lemma guarantees that it stabilizes at some k and gives a solution to Problem IV.12.

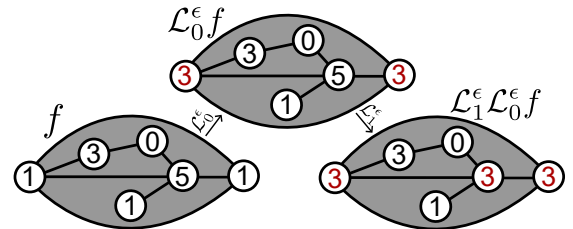


Fig. 9: Signal over a planar graph with faces (\mathcal{G}, f) in which $PD_0(\mathcal{L}_1^\epsilon \mathcal{L}_0^\epsilon f)_{<\epsilon} = \{[1, 3)\} \neq \emptyset$. Considering $2 < \epsilon < 4$.

Lemma IV.13. For any $\mathcal{G} = (\mathcal{G}, f)$ and $n = 0, 1$, we have $\mathcal{L}_n^\epsilon f \lesssim f$. Moreover, $\mathcal{L}_n^\epsilon f \neq f$ if and only if

$$|PD_n(\mathcal{G}, \mathcal{L}_n^\epsilon f)_{>0}| < |PD_n(\mathcal{G}, f)_{>0}|.$$

In other words, the cardinality of the multiset, accounting for the multiplicity of the intervals, decreases by \mathcal{L}_n^ϵ .

Theorem IV.14. For any $\mathcal{G} = (\mathcal{G}, f)$, there exists $k \geq 0$ such that $\mathcal{L}_*^{\epsilon, k} f = \mathcal{L}_*^{\epsilon, k+1} f$. Denote by k_o the smallest such k . We have $\mathcal{L}_*^{\epsilon, k_o} f = \mathcal{L}_*^{\epsilon, k} f$ for any $k \geq k_o$. We define

$$\mathcal{L}_*^\epsilon f \triangleq \mathcal{L}_*^{\epsilon, k_o} f. \quad (\text{IV.15})$$

Then, we have $|f - \mathcal{L}_*^\epsilon f|_\infty < \epsilon$, $PD_n(\mathcal{L}_*^\epsilon f)_{\leq \epsilon} = \emptyset$ for $n = 0, 1$, and $\mathcal{L}_*^\epsilon f \lesssim f$.

Example IV.15. Let (\mathcal{G}, f) as in Figure 10 and consider a solution $g : V \rightarrow \mathbb{R}$ to Problem IV.12 with $\epsilon > 1$. Since $PD_0(\mathcal{G}, f) \approx \{[-5, \infty), [1, 2)\}$ and $PD_1(\mathcal{G}, f) = \{[2, 3)\}$, we must have $PD_0(\mathcal{G}, g) \approx \{[g(v_0), \infty)\}$ and $PD_1(\mathcal{G}, g) \approx \emptyset$. From the condition for PD_0 , we must have

$$g(v_0) = \min g(V), \quad g(v_2) \leq g(v_1). \quad (\text{IV.16})$$

Similarly, to eliminate $[2, 3) \in PD_1(\mathcal{G}, f)$, we must have

$$g(v_3) \leq g(v_2). \quad (\text{IV.17})$$

It is easy to see that any optimal solution g that minimizes $|f - g|_\infty$ subject to Equations (IV.16) and (IV.17) satisfies $g(v_0) \in [-4, -6]$ and $g(v_1) = g(v_2) = g(v_3) = 2$. Therefore, $|f - g|_\infty = 1$. Since this is valid for any $\epsilon > 1$, we see that the upper bound $|f - g|_\infty < \epsilon$ in Problem IV.12 is a sharp bound.

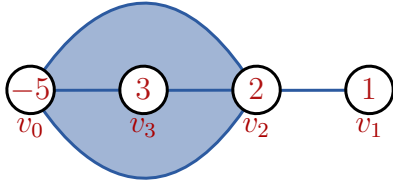


Fig. 10: Example of a signal over a graph with faces achieving an optimal approximation error.

V. EXAMPLES

We demonstrate our LPF implemented³ in Python.

Example V.1. Consider a 1D signal, like a time series, which can be represented as a signal over a line graph (Figure 11, left). The original signal exhibits high-frequency fluctuations. Applying the LPF with different thresholds “smooths” the signal, reducing these fluctuations (middle and right). The corresponding persistence diagrams are shown in the lower row of the figure. Each point in the diagram represents a local minimum of the

³<https://github.com/mvlier/topapprox>

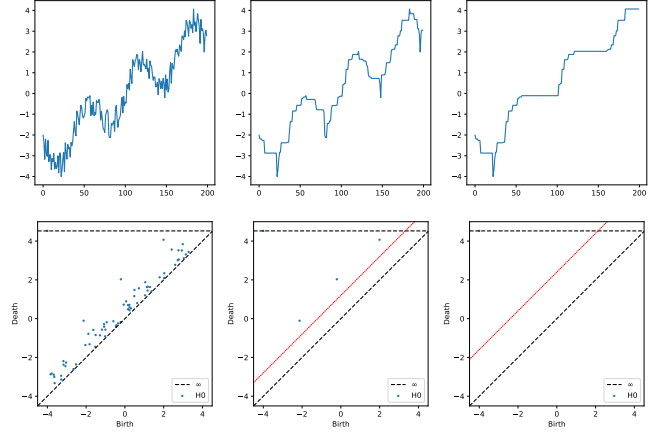


Fig. 11: A 1D signal over a line graph (left) is filtered using the LPF with different thresholds (middle, right). The corresponding persistence diagrams are shown in the lower row.

signal, paired with its persistence value (difference in signal value from a maximum). This example highlights the importance of choosing an appropriate threshold for the LPF. A high threshold (right) can remove important features, while a well-chosen threshold (middle) preserves the overall trend while eliminating noise.

Example V.2. A 2D function can be viewed as a signal over a grid graph with faces. Figure 12 illustrates a modified Shekel function, known for its numerous local extrema, making it a challenging benchmark for optimization algorithms. Applying the LPF with a sufficiently large threshold effectively removes these local extrema, uncovering the underlying global structure of the function.

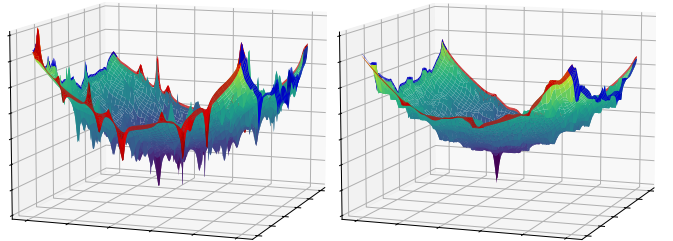


Fig. 12: A modified Shekel function (left) and its filtered version (right) using the LPF. The threshold was chosen to eliminate all finite persistence intervals, leaving only the global minimum.

Example V.3. An image can be interpreted as a signal defined on a grid graph with square faces, where pixel intensities represent signal values. Figure 13 demonstrates the application of the LPF to a natural image.

The original image and its corresponding persistence diagram are shown in the top row. The blue and red dashed lines in the persistence diagram indicate the

thresholds for filtering 90.05% and 99.75% of the persistence intervals. The resulting images after applying these thresholds are depicted in the lower row.

While filtering 90.05% of the persistence intervals results in a visually indistinguishable image, filtering 99.75% preserves only the most prominent image features, demonstrating the LPF’s ability to extract essential image structures.

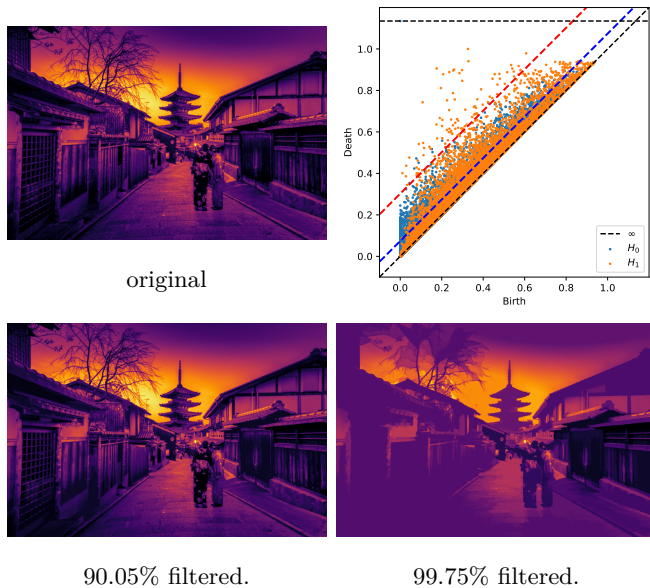


Fig. 13: A natural image and its filtered versions using the LPF.

Example V.4. A function defined on a 3D mesh can be considered a signal over a graph with triangular faces. Figure 14 illustrates the application of the LPF to such a signal.

The top row shows the original signal and its corresponding persistence diagram. In the middle row, the LPF is applied to the 0-dimensional persistence, effectively removing “dents” represented by darker regions. The bottom row demonstrates the subsequent application of the LPF to the 1-dimensional persistence, leading to the removal of “bumps” represented by brighter regions. In both cases, the persistence threshold ϵ is set to 0.2.

VI. CONCLUSIONS

We addressed the problem of filtering graph signals in terms of topology. We introduced a low persistence filter that effectively removes cycles in the persistent homology with persistence values below a specified threshold. This work aims at extending topological data analysis to *topological data processing*. Future research directions include developing high persistence and band persistence filters to further explore the potential of topological data processing.

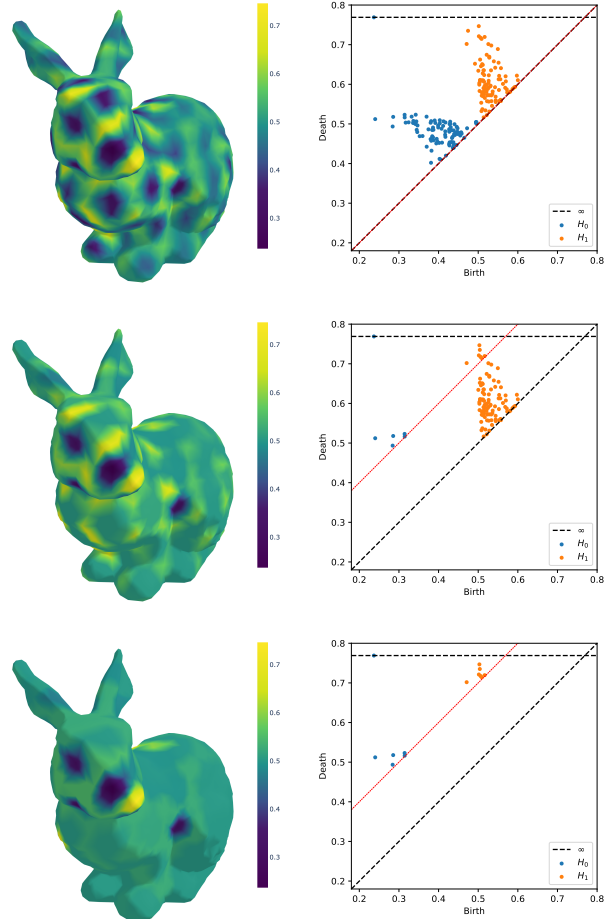


Fig. 14: A signal on a 3D mesh (top) with its corresponding persistence diagrams and filtered versions after applying \mathcal{L}_0^ϵ (middle) and \mathcal{L}_1^ϵ (bottom), with $\epsilon = 0.2$.

APPENDIX A PROOF OF LEMMA III.5

Let $\mathfrak{T} = (V_T, E_T, \mathfrak{L})$ be the BHT of (G, f) with respect to \prec and let $v \in V$. Seeing (III.4) from the definition is immediate. We show the other assertions. If $p(v)$ is the root of \mathfrak{T} then $f(\mathfrak{L}(p(v))) = \infty$, and the result is trivial. If $p(v)$ is not the root, then let $e, e' \in E$ be the edges satisfying $f(\mathfrak{L}(v)) = f(e)$ and $f(\mathfrak{L}(p(v))) = f(e')$, as in the definition of BHT. By definition, we have

$$v = \min C(v, G_{\prec e}) \succ \min C(v, G_{\preceq e}) = p(v),$$

and

$$p(v) = \min C(p(v), G_{\prec e'}) \succ \min C(p(v), G_{\preceq e'}) = p(p(v)).$$

From the two inequalities above we get

$$p(v) = \min C(v, G_{\preceq e}) \succ \min C(p(v), G_{\preceq e'}) = p(p(v))$$

Hence, $C(v, G_{\preceq e}) = C(p(v), G_{\preceq e}) \subset C(p(v), G_{\preceq e'})$. Therefore, $e \prec e'$, which implies

$$f(\mathfrak{L}(v)) = f(e) \leq f(e') = f(\mathfrak{L}(p(v))).$$

If $u \prec_T v$, there exists a natural number m such that $u = p^m(v)$, and we have $f(\mathcal{L}(v)) \leq f(\mathcal{L}(u))$. Moreover, we have

$$u \prec_T v \implies u \prec v \implies f(u) \leq f(v).$$

In conclusion

$$\text{pers}_{\mathcal{L}}(v) = f(\mathcal{L}(v)) - f(v) \leq f(\mathcal{L}(u)) - f(u) = \text{pers}_{\mathcal{L}}(u).$$

□

PROOF OF THEOREM IV.7

Let $\mathcal{G} = ((V, E, F), f)$ be a signal over a planar graph with faces, and let $\Phi : \mathcal{G} \hookrightarrow S^2$ be an embedding.

First, we show that $\text{PD}_0(\mathcal{G}, f) = \text{PD}_0(G[\Phi], f_{G[\Phi]})$.

Let \prec be a \mathcal{G} -ordering. We can extend \prec defined on $V \cup E \cup F$ to a $(G[\Phi], f_{G[\Phi]})$ -ordering defined on

$$V' \cup E' = V \cup F \cup H_\Phi \cup E \cup E_F \cup E_{H_\Phi}.$$

While elements of F become vertices in $G[\Phi]$, their relative ordering with respect to V and E is kept unchanged. To define this extension, we specify the ordering involving H_Φ , E_F , and E_{H_Φ} . For each $\tau \in F$, all its incident edges in E_F come right after τ in the ordering. At the end of the ordering, we include H_Φ followed by E_{H_Φ} . Within H_Φ , E_{H_Φ} , and E_F , any internal ordering suffices.

Let (v, σ) be a persistence pair in $\text{PD}_0(\mathcal{G})$ with $v \in V$ and $\sigma \in E \cup F$. We will prove that

- if $\sigma \in E$, then (v, σ) is a persistence pair in $\text{PD}_0(G[\Phi], f_{G[\Phi]})$.
- if $\sigma \in F$, then there exists $e' \in E_F$ incident to σ such that (v, e') is a persistence pair in $\text{PD}_0(G[\Phi], f_{G[\Phi]})$.

Since (v, σ) is a persistence pair, we have $v = \min C(\mathcal{G}_{v, \prec_\sigma}) \neq \min C(v, \mathcal{G}_{\preceq \sigma})$.

- If $\sigma \in E$, then $v = \min C(v, G[\Phi]_{\prec_\sigma}) \neq \min C(v, \mathcal{G}_{\preceq \sigma})$, since all edges coming before σ in $G[\Phi]$ are the same as the ones appearing before σ in \mathcal{G} , plus possibly some edges from E_F . These extra edges connect the same vertices as the corresponding faces do in \mathcal{G} .
- If $\sigma \in F$, then there is $e' \in E_F$, incident to σ , such that $v = \min C(v, G[\Phi]_{\prec_{e'}}) \neq \min C(v, G[\Phi]_{\preceq_{e'}})$. This follows from the previous case and the fact that if a face $\tau \in F$ connects two vertices in \mathcal{G} , then these same vertices are connected by an edge connecting the first vertex to τ , and another edge connecting τ to the second vertex.

Whence, any persistence interval in $\text{PD}_0(\mathcal{G}, f)$ generated by a vertex $v \in V$ is preserved in $\text{PD}_0(G[\Phi], f_{G[\Phi]})$. Moreover, if (v, σ) is a nontrivial persistence pair in $\text{PD}_0(G[\Phi], f_{G[\Phi]})$, we have $v \in V$, since any element in F and H_Φ is preceded by an adjacent one in V . This completes the proof for PD_0 .

Now, we proceed to the proof that there is a bijection:

$$\begin{aligned} \text{PD}_1(\mathcal{G}, f) &\longrightarrow \widetilde{\text{PD}}_0(G[\Phi], -f_{G[\Phi]}) \\ [a, b] &\longmapsto [-b, -a] \end{aligned}$$

For a \mathcal{G} -ordering \prec , it is not difficult to see that there is a $(G[\Phi], -f_{G[\Phi]})$ -ordering \prec_o such that for any two faces $\tau_1, \tau_2 \in F$, we have

$$\tau_1 \prec \tau_2 \implies \tau_2 \prec_o \tau_1, \quad (\text{A.1})$$

$$\tau_1 \prec_o v \text{ for } v \in V(\tau_1). \quad (\text{A.2})$$

Any nontrivial interval $[a, b] \in \text{PD}_1(\mathcal{G})$ is associated to a persistence pair (e, τ) , with $e \in E$ and $\tau \in F$, with $f(e) = a < b = f(\tau)$. This means that the edge e is responsible for forming a cycle $\alpha = \sum_i e_i$, which delimits a region Ω in \mathcal{G} with τ as its maximum. Therefore, τ is a local minimum of $-f_{G[\Phi]}$ in $G[\Phi]$, hence it generates a class in $\widetilde{\text{PD}}_0(G[\Phi], -f_{G[\Phi]})$ born at $-f_{G[\Phi]}(\tau) = -b$, with persistence pair (τ, e') , for some $e' \in E' = E \cup E_F \cup E_{H_\Phi}$.

We show, by contradiction, that $-f_{G[\Phi]}(e') = -a$.

(Case 1): Suppose $-f_{G[\Phi]}(e') < -a$. Then, at $G[\Phi]_{-a}$, τ would be connected to some σ with $\sigma \prec_o \tau$. In \mathcal{G} , this implies that there is a path from τ to σ consisting of vertices having signal values greater than a . Since the cycle α is born at a , none of these vertices belong to the cycle. Thus, the entire path lies within the region delimited by α , which contradicts the fact that τ is the maximum in that region.

(Case 2): Suppose $-f_{G[\Phi]}(e') > -a$. Then, we have

$$\min C(\tau, G[\Phi]_{-a'}) = \tau \quad (\text{A.3})$$

for some $a' \in \mathbb{R}$ with $-f_{G[\Phi]}(e') > -a' > -a$, in which the minimum is taken with relation to \prec_o . Hence, $H_\Phi \cap C(\tau, G[\Phi]_{-a'}) = \emptyset$. So if we define the 2-chain in \mathcal{G} given by

$$\Gamma = \sum_{\substack{\tau' \in F \\ V(\tau') \cap C(\tau, G[\Phi]_{-a'}) \neq \emptyset}} \tau' \quad (\text{A.4})$$

then the cycle $\beta = \partial_2 \Gamma$ delimits a region containing Ω . By construction, this cycle is born at or before a' . In $\mathcal{G}_{\prec \tau}$, β is homologous to α , contradicting the fact that τ is responsible for killing α in $\text{PD}_1(\mathcal{G}, f)$. □

PROPERTIES OF A BHT

Proposition A.1. *Any BHT T satisfies the following properties.*

- 1) If $v \preceq_T u$, then $f(u) \leq f(\mathcal{L}(v))$.
- 2) If $v \prec_T u$ and $C(w, G_t) = C(u, G_t)$ for some $t < f(\mathcal{L}(v))$, then $v \preceq_T w$.
- 3) For any $v \in V \setminus \{\min V\}$, there is a path from v to $\mathcal{L}(v)$ for which all signal values in the path are contained in the interval $[f(v), f(\mathcal{L}(v))]$.

Proof. 1) If $w \in V$ is such that $f(w) > f(\mathcal{L}(v))$, then w joins to the connected component of v when an edge

e , with $f(e) \geq f(w) > f(\mathfrak{L}(v))$, is included. Since $f(\mathfrak{L}(v)) < f(e)$, by definition of the liking vertex, we have

$$\min C(v, G_{\prec e}) \neq v.$$

Hence, w cannot be a descendant of v .

- 2) Having $C(w, G_t) = C(u, G_t)$ means there is v' such that $v' \preceq_T w$, $v' \preceq_T u$, and $f(v') \leq t$. Since $t < f(\mathfrak{L}(v))$ and $v \prec_T u$, we have $v \preceq_T v' \preceq_T w$.
- 3) From the definition of BHT, let e be the edge such that $v = \min C(v, G_{\prec e}) \neq \min C(v, G_{\preceq e}) = p(v)$. Recall that $\mathfrak{L}(v) = \max V(e)$. If $\mathfrak{L}(v) \in C(v, G_{\prec e})$, the assertion is trivial since $f(C(v, G_{\prec e})) \subset [f(v), f(\mathfrak{L}(v))]$. If $\mathfrak{L}(v) \notin C(v, G_{\prec e})$, consider a path from v to $\min V(e)$ within $C(v, G_{\prec e})$. Concatenating e to it produces the desired path. \square

PROOF OF PROPOSITION III.8

Before proving proposition III.8 we need the following lemma.

Lemma A.2. *Let $\mathbf{G} = ((V, E), f)$ be a signal over a graph, and let $\mathfrak{T} = (T, \mathfrak{L})$ be its BHT with respect to a \mathbf{G} -ordering \prec . Let $\epsilon > 0$ be a real number. For any function $g : V \rightarrow \mathbb{R}$ and $v \in V$ define the transformation*

$$g_v^{\mathfrak{T}}(u) = \begin{cases} g(\mathfrak{L}(v)), & \text{if } v \preceq_T u \\ g(u), & \text{otherwise} \end{cases}. \quad (\text{A.5})$$

When it is clear from the context we omit the \mathfrak{T} and write just g_v .

If $V_\epsilon = \{v_1, \dots, v_m\} \subset V$ is the set of all vertices such that

$$f(\mathfrak{L}(v_i)) - f(v_i) < \epsilon,$$

then $\mathcal{L}_0^\epsilon(f) = f_m$, in which $f_i = (f_{i-1})_{v_i}^{\mathfrak{T}}$ with $f_0 = f$.

In other words,

$$\mathcal{L}_0^\epsilon(f) = (\dots (f_{v_1})_{v_2} \dots)_{v_m}$$

independent of the ordering of V_ϵ .

Proof. Given $u \in V$, we will prove $\mathcal{L}_0^\epsilon f(u) = f_m(u)$. Let $\mathcal{A}_u^\epsilon \subset V_\epsilon$ be as in (III.8).

If $\mathcal{A}_u^\epsilon = \emptyset$, then it is trivial to see $f_m(u) = f(u) = \mathcal{L}_0^\epsilon f(u)$. Otherwise, by Item 1 of Proposition A.1 and (III.7), we have

$$\mathcal{L}_0^\epsilon f(u) = \max_{v \in \mathcal{A}_u^\epsilon} f(\mathfrak{L}(v)).$$

Let $v_j \in \mathcal{A}_u^\epsilon$ be the vertex such that $v_j \preceq_T w$ for any $w \in \mathcal{A}_u^\epsilon$. By Lemma III.5, we have that

$$f(\mathfrak{L}(v_j)) = \max_{v \in \mathcal{A}_u^\epsilon} f(\mathfrak{L}(v)). \quad (\text{A.6})$$

Furthermore, if $f(\mathfrak{L}(w)) < f(\mathfrak{L}(v_j))$ for some $w \in \mathcal{A}_u^\epsilon$, then $v_j \prec_T w$ and $C(w, G_{f(\mathfrak{L}(w))}) = C(\mathfrak{L}(w), G_{f(\mathfrak{L}(w))})$, hence, by Item 2 of Proposition A.1 we have $v_j \prec_T \mathfrak{L}(w)$.

We have that $f_i(\mathfrak{L}(v_j)) = f(\mathfrak{L}(v_j))$ for all $i = 1, \dots, m$, since there are no ancestors of v_j with persistence less than ϵ . Furthermore, we have $f_j(v_i) = f_j(\mathfrak{L}(v_i)) = f(\mathfrak{L}(v_j))$ for all $i = 1, \dots, m$, since all v_i and $\mathfrak{L}(v_i)$ are descendants of v_j . Consequently, we have $f_k(v_i) = f_k(\mathfrak{L}(v_i)) = f(\mathfrak{L}(v_j))$ for any $k \geq j$. And finally, we conclude that $f_m(u) = f(\mathfrak{L}(v_j)) = \max_{v \in \mathcal{A}_u^\epsilon} f(\mathfrak{L}(v)) = \mathcal{L}_0^\epsilon f(u)$. \square

Proof of Proposition III.8:

For a signal $\mathbf{G} = (G, f)$, let $\mathfrak{T} = (T, \mathfrak{L})$ be the BHT with respect to a \mathbf{G} -ordering \prec . Fix $\epsilon \geq 0$ and $v \in V$, and define f_v as in Equation (A.5). From Lemma A.2, we see that it is sufficient to prove that \mathfrak{T} is a BHT of (G, f_v) .

Let $U = \{\sigma \in V \cup E \mid f_v(\sigma) = f(\mathfrak{L}(v))\}$, and let \prec' be the (G, f_v) -ordering defined as in (III.9).

We prove \mathfrak{T} is the BHT of (G, f_v) with respect to \prec' by showing that for a pair $(w, e) \in V \times E$ satisfying

$$\min C(w, G_{\preceq e}) = p(w) \prec w = \min C(w, G_{\prec e}) \quad (\text{A.7})$$

with the ordering \prec , it holds that

$$\min C(w, G_{\preceq' e}) = p(w) \prec' w = \min C(w, G_{\prec' e}) \quad (\text{A.8})$$

with the ordering \prec' .

If $f(\mathfrak{L}(w)) = f(e) \geq f(\mathfrak{L}(v))$, then the result is trivial since $C(w, G_{\preceq e}) = C(w, G_{\preceq' e})$ and $C(w, G_{\preceq e}) = C(w, G_{\preceq' e})$. If $f(\mathfrak{L}(w)) < f(\mathfrak{L}(v))$, we have $w = \min C(w, G_{\preceq' e})$ since $C(w, G_{\preceq' e}) \subset C(w, G_{\preceq e})$. We prove $\min C(w, G_{\preceq' e}) = p(w)$ by considering the two following cases:

(i) $w \in V \setminus U$: We must have $p(w) \in V \setminus U$, otherwise we would have $w \prec_T v \preceq_T p(w)$. We know from Item 3 of Proposition A.1 that there is a path from w to $p(w)$ with all vertices being lower than $\mathfrak{L}(v)$ with respect to \prec . This path cannot have any vertex bigger than v with respect to \prec_T ; otherwise, $v \prec_T w$ since $C(v, G_{\prec \mathfrak{L}(v)}) = C(w, G_{\prec \mathfrak{L}(v)})$. This contradicts the fact that $w \notin U$. With the same argument we can see that $\mathfrak{L}(v)$ connects to $p(w)$ via a path that does not intersect U . By concatenating the two paths, we get a path connecting w to $p(w)$ that only has vertices of $V \setminus U$. This path is contained in $G_{\preceq' e}$ since only the elements of U can become greater in the new ordering \prec' .

(ii) $w \in U$: Vertices of U can only be connected to vertices $x \in V$ with $f(x) \leq f(\mathfrak{L}(v))$ through edges with $f_v(e') = f(\mathfrak{L}(v))$, and these edges preserve their relative ordering in the new ordering. Hence, w and $p(w)$ are in the same component in $G_{\preceq' e}$. \square

PROPOSITION

Before proving Lemma IV.13 we need the following proposition.

Proposition A.3. *Let f a signal over a graph $G = (V, E)$, and let $\mathfrak{T}_0 = (V, E_{T_0}, \mathfrak{L}_0)$ be the BHT with respect to a (G, f) -ordering \prec , and $\mathfrak{T}_1 = (V, E_{T_1}, \mathfrak{L}_1)$ be the BHT with respect to a $(G, -f)$ -ordering \prec_1 . Then, there exists $\mathfrak{T}'_0 = (V, E_{T'_0}, \mathfrak{L}'_0) \in \text{BHT}(G, -\mathfrak{T}_1 \mathcal{L}_0^\epsilon(-f))$ such that $\text{pers}_{\mathfrak{T}'_0}(u) \leq \text{pers}_{\mathfrak{T}_0}(u)$ for all $u \in V$ and*

$$w \prec_{T'_0} u \implies f(w) \leq f(u). \quad (\text{A.9})$$

Proof. From Lemma A.2, it is sufficient to prove the assertion for $-(-f)_{v'}^{\mathfrak{T}_1}$ in place of $-\mathfrak{T}_1 \mathcal{L}_0^\epsilon(-f)$ for each $v \in V$.

For ease of notation, define

$$f_{-v}(u) = -(-f)_{v'}^{\mathfrak{T}_1}(u) = \begin{cases} f(\mathfrak{L}_1(v)) & \text{if } v \prec_{T_1} u, \\ f(u) & \text{otherwise.} \end{cases}$$

Let $U = \{\sigma \in V \cup E \mid f_{-v}(\sigma) = f(\mathfrak{L}_1(v))\}$ and let \prec'_0 be the (G, f_{-v}) -ordering defined as in (III.9). Notice that only vertices and edges with f values above $f(\mathfrak{L}_1(v))$ can have their values altered in f_{-v} by being pushed down to $f(\mathfrak{L}_1(v))$. If $w \in V$ is such that:

- 1) $f(\mathfrak{L}_0(w)) \leq f(\mathfrak{L}_1(v))$, then the edge e such that

$$\min C(w, G_{\prec_0 e}) = p(w) \prec_0 w = \min C(w, G_{\prec_0 e}),$$

also satisfies $f(e) \leq f(\mathfrak{L}_1(v))$. Since the vertices and edges up to that point are exactly the same and in the same order we have

$$\min C(w, G_{\prec'_0 e}) = p(w) \prec'_0 w = \min C(w, G_{\prec'_0 e}),$$

hence $\text{pers}_{\mathfrak{T}'_0}(w) = \text{pers}_{\mathfrak{T}_0}(w)$.

- 2) $f(\mathfrak{L}_0(w)) > f(\mathfrak{L}_1(v))$, then there is a path connecting w and $p_0(w)$ passing through $\mathfrak{L}_0(w)$ with values in $[f(p_0(w)), f(\mathfrak{L}_0(w))]$. Then at most some vertices in this path are pushed down in f_{-v} , making w and $p(w)$ connect before or at $f(\mathfrak{L}_0(w))$. Furthermore, by definition of \prec'_0 , we have that w keeps its relative ordering to its neighbouring vertices, so it is still a local minimum for f_{-v} . Now, we have two cases:

- a) If $f(\mathfrak{L}_1(v)) < f(p(w))$ and $v \prec_{T_1} w$, then the path connecting w and $p(w)$, described above, implies that $v \prec_{T_1} p(w)$ (Item 2 from Proposition A.1), hence $w, p(w) \in U$ (and the whole path connecting them is also in U), and by definition of \prec'_0 , we have $p(w) \prec'_0 w$.
- b) If either $f(\mathfrak{L}_1(v)) < f(p(w))$ or $v \prec_{T_1} w$ is not true, then it is trivial that $p(w) \prec'_0 w$.

Hence, if $f_{-v}(w) = f(w)$, the connected component of w merges with the component of $p(w)$ at or before $f(\mathfrak{L}_0(w))$ (since this is the maximum value of f_{-v} in the path described above), and if $f_{-v}(w) < f(w)$, we have $f_{-v}(w') \leq f_{-v}(w)$, for all w' in the path between w and $p(w)$. So we conclude $\text{pers}_{\mathfrak{T}'_0}(w) \leq \text{pers}_{\mathfrak{T}_0}(w)$.

PROOF OF LEMMA IV.13

Recall that, by definition

$$\mathcal{L}_0^\epsilon f = \left(\mathcal{L}_0^\epsilon f_{G[\Phi]} \right) \Big|_V.$$

Thus, by Theorems III.9 and IV.7, we have

$$\text{PD}_0(\mathcal{G}, \mathcal{L}_0^\epsilon f) = \text{PD}_0(\mathcal{G}, f)_{>\epsilon}.$$

Moreover, by Proposition A.3 and (IV.5), we see that applying \mathcal{L}_0^ϵ to f does not increase the persistence of intervals in $\text{PD}_1(\mathcal{G}, f)$. Hence, $\mathcal{L}_0 f \lesssim f$. The proof for \mathcal{L}_1^ϵ follows by an analogous argument. \square

PROOF OF THEOREM IV.14

The stability, specifically the existence of k_o , is a consequence of Lemma IV.13 since $|\text{PD}_n(\mathcal{G}, f)_{>0}|$ is finite. To see that $|\mathcal{L}_*^\epsilon f - f|_\infty < \epsilon$, we show that $\mathcal{L}_*^\epsilon f(u) < f(u) + \epsilon$, for any $u \in V$. The proof that $f(u) - \epsilon < \mathcal{L}_*^\epsilon f(u)$ is analogous.

Let

$$\mathfrak{T}_0^k = (V', E_{T_0^k}, \mathfrak{L}_0^k) \in \text{BHT}(G[\Phi], (\mathcal{L}_*^{\epsilon, k} f)_{G[\Phi]})$$

and

$$\mathfrak{T}_1^k = (V', E_{T_1^k}, \mathfrak{L}_1^k) \in \text{BHT}(G[\Phi], -(\mathcal{L}_*^{\epsilon, k} f)_{G[\Phi]}),$$

for $k \in \mathbb{Z}_{\geq 0}$, where V' are the vertices of $G[\Phi]$. By Proposition A.3, we can demand these BHTs to satisfy

$$\text{pers}_{\mathfrak{T}_n^{k+1}}(u) \leq \text{pers}_{\mathfrak{T}_n^k}(u) \quad (\text{A.10})$$

for $n = 0, 1$ and $u \in V'$. Furthermore, if

$$\mathcal{L}_*^{\epsilon, k+1} f(u) > \mathcal{L}_*^{\epsilon, k} f(u)$$

then $\mathcal{L}_*^{\epsilon, k+1} = \mathcal{L}_0^\epsilon \mathcal{L}_*^{\epsilon, k}$, and the value of u is pushed up resulting in $\text{pers}_{\mathfrak{T}_0^{k+1}}(u) = 0$. This, together with (A.10), implies $\text{pers}_{\mathfrak{T}_0^j}(u) = 0$ for any $j > k$. Hence, for any $u \in V'$ we have

$$0 < \text{pers}_{\mathfrak{T}_0^k}(u) \implies \mathcal{L}_*^{\epsilon, k} f(u) \leq f(u). \quad (\text{A.11})$$

Let ℓ be the highest index for which $\mathcal{L}_*^{\epsilon, \ell+1} f(u) > \mathcal{L}_*^{\epsilon, \ell} f(u)$ so that we have $\mathcal{L}_*^\epsilon f(u) \leq \mathcal{L}_*^{\epsilon, \ell+1} f(u)$. Moreover, there is $w \in V'$ such that $w \prec_{T_0^\ell} u$ and $0 < \text{pers}_{T_0^\ell}(w) < \epsilon$. By (A.11) we conclude that $\mathcal{L}_*^{\epsilon, \ell} f(w) \leq f(w)$, and from (A.9) we get $f(w) \leq f(u)$. Since $\text{pers}_{T_0^\ell}(w) < \epsilon$ we have $\mathcal{L}_*^{\epsilon, \ell+1} f(w) < \mathcal{L}_*^{\epsilon, \ell} f(w) + \epsilon$. All together, we have

$$\begin{aligned} \mathcal{L}_*^\epsilon f(u) &\leq \mathcal{L}_*^{\epsilon, \ell+1} f(u) = \mathcal{L}_*^{\epsilon, \ell+1} f(w) \\ &< \mathcal{L}_*^{\epsilon, \ell} f(w) + \epsilon \leq f(w) + \epsilon \\ &\leq f(u) + \epsilon. \end{aligned}$$

\square

ACKNOWLEDGEMENTS

The authors are grateful to Junyan Chu and Tomoki Uda for their valuable comments. \square

REFERENCES

- [1] D. I. Shuman, S. K. Narang, P. Frossard, A. Ortega, and P. Vandergheynst, “The emerging field of signal processing on graphs: Extending high-dimensional data analysis to networks and other irregular domains,” *IEEE Signal Processing Magazine*, vol. 30, no. 3, pp. 83–98, 2013.
- [2] A. Sandryhaila and J. M. Moura, “Big data analysis with signal processing on graphs: Representation and processing of massive data sets with irregular structure,” *IEEE signal processing magazine*, vol. 31, no. 5, pp. 80–90, 2014.
- [3] A. Demir, T. Koike-Akino, Y. Wang, M. Haruna, and D. Erdogmus, “Eeg-gnn: Graph neural networks for classification of electroencephalogram (EEG) signals,” in *2021 43rd Annual International Conference of the IEEE Engineering in Medicine & Biology Society (EMBC)*, 2021, pp. 1061–1067.
- [4] F. D. V. Fallani, L. d. F. Costa, F. A. Rodriguez, L. Astolfi, G. Vecchiato, J. Toppi, G. Borghini, F. Cincotti, D. Mattia, S. Salinari, R. Isabella, and F. Babiloni, “A graph-theoretical approach in brain functional networks. possible implications in EEG studies,” *Nonlinear Biomedical Physics*, vol. 4, no. 1, p. S8, 6 2010. [Online]. Available: <https://doi.org/10.1186/1753-4631-4-S1-S8>
- [5] X. Li, Y. Zhou, N. Dvornek, M. Zhang, S. Gao, J. Zhuang, D. Scheinost, L. H. Staib, P. Ventola, and J. S. Duncan, “BrainGNN: Interpretable brain graph neural network for fMRI analysis,” *Medical Image Analysis*, vol. 74, p. 102233, 2021. [Online]. Available: <https://www.sciencedirect.com/science/article/pii/S1361841521002784>
- [6] B.-H. Kim and J. C. Ye, “Understanding graph isomorphism network for rs-fmri functional connectivity analysis,” *Frontiers in Neuroscience*, vol. 14, 2020. [Online]. Available: <https://www.frontiersin.org/journals/neuroscience/articles/10.3389/fnins.2020.00630>
- [7] J. Richiardi, H. Eryilmaz, S. Schwartz, P. Vuilleumier, and D. Van De Ville, “Decoding brain states from fmri connectivity graphs,” *NeuroImage*, vol. 56, no. 2, pp. 616–626, 2011, multivariate Decoding and Brain Reading. [Online]. Available: <https://www.sciencedirect.com/science/article/pii/S1053811910008335>
- [8] A. Ganesh, L. Massoulié, and D. Towsley, “The effect of network topology on the spread of epidemics,” in *Proceedings IEEE 24th Annual Joint Conference of the IEEE Computer and Communications Societies.*, vol. 2, 2005, pp. 1455–1466 vol. 2.
- [9] E. Estrada and N. Hatano, “Communicability in complex networks,” *Physical Review E*, vol. 77, no. 3, p. 036111, 2008.
- [10] Edelsbrunner, Letscher, and Zomorodian, “Topological persistence and simplification,” *Discrete & computational geometry*, vol. 28, pp. 511–533, 2002.
- [11] R. Ghrist, “Barcodes: the persistent topology of data,” *Bulletin of the American Mathematical Society*, vol. 45, no. 1, pp. 61–75, 2008.
- [12] G. Carlsson, “Topology and data,” *Bulletin of the American Mathematical Society*, vol. 46, no. 2, pp. 255–308, 2009.
- [13] Y. Hiraoka, T. Nakamura, A. Hirata, E. G. Escobar, K. Matsue, and Y. Nishiura, “Hierarchical structures of amorphous solids characterized by persistent homology,” *Proceedings of the National Academy of Sciences*, vol. 113, no. 26, pp. 7035–7040, 2016.
- [14] A. Ortega, P. Frossard, J. Kovačević, J. M. F. Moura, and P. Vandergheynst, “Graph signal processing: Overview, challenges, and applications,” *Proceedings of the IEEE*, vol. 106, no. 5, pp. 808–828, 2018.
- [15] D. Cohen-Steiner, H. Edelsbrunner, and J. Harer, “Stability of persistence diagrams,” in *Proceedings of the Twenty-First Annual Symposium on Computational Geometry*, ser. SCG ’05. New York, NY, USA: Association for Computing Machinery, 2005, p. 263–271. [Online]. Available: <https://doi.org/10.1145/1064092.1064133>
- [16] S. Barbarossa and M. Tsitsvero, “An introduction to hypergraph signal processing,” in *2016 IEEE International Conference on Acoustics, Speech and Signal Processing (ICASSP)*. IEEE, 2016, pp. 6425–6429.
- [17] S. Barbarossa and S. Sardellitti, “Topological signal processing over simplicial complexes,” *IEEE Transactions on Signal Processing*, vol. 68, pp. 2992–3007, 2020.
- [18] —, “Topological signal processing: Making sense of data building on multiway relations,” *IEEE Signal Processing Magazine*, vol. 37, no. 6, pp. 174–183, 2020.
- [19] T. E. Goldberg, “Combinatorial laplacians of simplicial complexes,” *Senior Thesis, Bard College*, vol. 6, 2002.
- [20] S. Sardellitti, S. Barbarossa, and L. Testa, “Topological signal processing over cell complexes,” in *2021 55th Asilomar Conference on Signals, Systems, and Computers*, 2021, pp. 1558–1562.
- [21] C. Battiloro, S. Sardellitti, S. Barbarossa, and P. D. Lorenzo, “Topological signal processing over weighted simplicial complexes,” in *ICASSP 2023 - 2023 IEEE International Conference on Acoustics, Speech and Signal Processing (ICASSP)*, 2023, pp. 1–5.
- [22] S. Sardellitti and S. Barbarossa, “Topological signal processing over generalized cell complexes,” *IEEE Transactions on Signal Processing*, vol. 72, pp. 687–700, 2024.
- [23] H. Edelsbrunner, D. Morozov, and V. Pascucci, “Persistence-sensitive simplification functions on 2-manifolds,” in *Proceedings of the twenty-second annual symposium on Computational geometry*, 2006, pp. 127–134.
- [24] D. Attali, M. Glisse, S. Hornus, F. Lazarus, and D. Morozov, “Persistence-sensitive simplification of functions on surfaces in linear time,” in *TopoInVis’ 09*, 2009.
- [25] A. Hatcher, *Algebraic topology*. Cambridge: Cambridge University Press, 2002.
- [26] G. E. Bredon, *Topology and Geometry by Glen E. Bredon.*, 1st ed., ser. Graduate Texts in Mathematics, 139. Springer New York : Imprint: Springer, 1993.
- [27] J. W. Vick, *Homology Theory : An Introduction to Algebraic Topology*. New York: Springer, 1994. [Online]. Available: <http://www.worldcat.org/isbn/1461208815>
- [28] H. Edelsbrunner and J. Harer, *Computational Topology - an Introduction*. American Mathematical Society, 2010.
- [29] R. Ghrist, *Elementary Applied Topology*. Createspace, Sep. 2014. [Online]. Available: <https://www2.math.upenn.edu/~ghrist/notes.html>
- [30] T. Kaczynski, K. M. Mischaikow, and M. Mrozek, *Computational homology*. Springer, 2004, vol. 157, no. 2.
- [31] W. Crawley-Boevey, “Decomposition of pointwise finite-dimensional persistence modules,” *Journal of Algebra and its Applications*, vol. 14, no. 05, p. 1550066, 2015.
- [32] G. Carlsson, A. Zomorodian, A. Collins, and L. Guibas, “Persistence barcodes for shapes,” in *Proceedings of the 2004 Eurographics/ACM SIGGRAPH symposium on Geometry processing*, 2004, pp. 124–135.
- [33] D. Smirnov and D. Morozov, “Triplet merge trees,” in *Topological Methods in Data Analysis and Visualization V*, H. Carr, I. Fujishiro, F. Sadlo, and S. Takahashi, Eds. Cham: Springer International Publishing, 2020, pp. 19–36.
- [34] D. Morozov, K. Beketayev, and G. Weber, “Interleaving distance between merge trees,” 2013. [Online]. Available: <https://www.mrvz.org/publications/interleaving-distance-merge-trees/>

Matias de Jong van Lier is currently a PhD student at the Faculty of Mathematics, Kyushu University, Japan. Coming from an algebraic topology background, he is interested in applications of topology in data science.

Sebastián Elías Graiff Zurita is currently a researcher at Kyoto University Institute for Advanced Study, Kyoto University, Japan. He received the MS in Physics degree from the Institute Balseiro, Argentina, in 2015, and the PhD in Mathematics degree from Kyushu University, Japan, in 2022, respectively.

Shizuo Kaji is currently a professor at the Institute of Mathematics for Industry, Kyushu University, Japan. He received his PhD in Mathematics degree from Kyoto University in 2007. His research interests include topology and its applications.