

Huber-robust likelihood ratio tests for composite nulls and alternatives

Aytijhya Saha¹ and Aaditya Ramdas²

¹Massachusetts Institute of Technology. aytijhya@mit.edu

²Carnegie Mellon University. aramdas@cmu.edu

Abstract

We propose an e-value based framework for testing arbitrary composite nulls against composite alternatives, when an ϵ fraction of the data can be arbitrarily corrupted. Our tests are inherently sequential, being valid at arbitrary data-dependent stopping times, but they are new even for fixed sample sizes, giving type-I error control without any regularity conditions. We first prove that least favourable distribution (LFD) pairs yield optimal e-values for testing arbitrary composite nulls against composite alternatives. Then we show that if an LFD pair exists for some composite null and alternative, then the LFDs of Huber’s ϵ -contamination neighborhoods around that pair form the optimal LFD pair for the corresponding robustified hypotheses. Furthermore, where LFDs do not exist, we develop new robust composite tests for general settings. Our test statistics are a nonnegative supermartingale under the (robust) null, even under a sequentially adaptive (non-i.i.d.) contamination model where the conditional distribution of each observation given the past data lies within an ϵ total variation (TV) ball of some distribution in the original composite null. When LFDs exist, our supermartingale grows to infinity exponentially fast under any distribution in the (ϵ TV-corruption of the) alternative at the optimal rate. When LFDs do not exist, we provide an asymptotic growth rate analysis, showing that as $\epsilon \rightarrow 0$, the exponent converges to the corresponding Kullback–Leibler divergence, recovering the classical optimal non-robust rate. Simulations validate the theory and demonstrate reasonable practical performance.

1 Introduction

In statistical hypothesis testing, the assumption that hypothesized models are perfectly specified is often far from reality. Real-world data rarely conforms perfectly to our idealized models, making it crucial to develop robust testing methodologies that can withstand small — and potentially adversarial — deviations from the idealized models.

Let \mathcal{M} denote the set of all probability distributions over some measurable space (Ω, \mathcal{A}) . We consider both batch and sequential tests, but using the latter as a way of getting to the former. In the former setting, we observe a batch of data X_1, \dots, X_n from some unknown

distribution $Q \in \mathcal{M}$. In the latter setting, we sequentially observe data points X_1, X_2, \dots from Q .

Given $\alpha \in (0, 1)$, this paper will consider the general problem of designing a level- α test for the null hypothesis $Q \in H_0$ vs. the alternative hypothesis that $Q \in H_1$, for some given sets $H_0, H_1 \subset \mathcal{M}$, when an ϵ fraction of the data can be arbitrarily corrupted by an adversary or, more generally, when the true data distribution lies within an ϵ neighborhood of the hypothesized models. Our tests are valid (control type-1 error at α) at arbitrary stopping times; these yield batch tests at fixed times as a special case.

Our advances build on two threads of the literature: classic papers in robustness and recent advances in composite null testing using *e-values*. First, for a simple point null and alternative, Huber [1] constructed a robust sequential likelihood ratio test. This will be a central starting point for the current paper. While Huber constructed least favourable distribution (LFD) pair to design optimal tests in both finite sample size and sequential settings, he did not provide a way to construct “power-one” sequential tests that can control the type-1 error at a prespecified level α .

The second thread of literature that is relevant involves recent fundamental advances in (non-robust) composite hypothesis testing. For example, Grünwald et al. [2] introduces growth-rate optimal (GRO) e-variables for testing problems with composite null and alternative. The universal inference method [3] used an *e-value* to propose a level- α test for any composite null without requiring any regularity conditions, but requiring reference measures. Recently, Larsson et al. [4] constructed the log-optimal numeraire e-value based on the *Reverse Information Projection* (RIPr), which also does not require any regularity conditions or even reference measures, and is always more powerful than universal inference. We will introduce the history and definition of the RIPr in detail later, but it has been of great interest in information theory, and more recently, statistics, for several decades [5, 2, 6]. Since the numeraire always dominates the universal inference e-value in the non-robust setting, we only extend the numeraire to the robust setting. We use the robust numeraire to construct a nonnegative supermartingale under the (contaminated) null, that is easy to threshold to get a level- α test. While the finite-sample optimality of our methods is unresolved, our supermartingales are, at least in a certain weak limiting sense, proven to be *log-optimal*, a notion of optimality that has been long employed in information theory [7, 8].

To summarize, this work combines and significantly extends the techniques in [1, 2] and [4] to yield new fixed-sample and sequential robust tests for general composite nulls and alternatives. Beyond testing, the proposed supermartingales can also directly serve as building blocks for Huber-robust change detection [9] and localization [10].

The rest of this introduction recaps Huber’s idea, introduces e-values and test supermartingales, discusses related work in more detail and delineates our contributions relative to these.

1.1 Huber's proposal for a simple null versus simple alternative and our modification

Consider sequentially testing $Q = P_0$ versus $Q = P_1$, for some given $P_0, P_1 \in \mathcal{M}$. By this, we mean that we observe a stream of data from P_0^∞ or from P_1^∞ . Let p_0 and p_1 be the respective densities with respect to some dominating measure μ . The classical sequential probability ratio test (by Wald) for this testing problem is not robust: a single factor $p_1(X_j)/p_0(X_j)$ equal or close to 0 or ∞ may ruin the entire nonnegative martingale $T_n = \prod_{i=1}^n \frac{p_1(X_i)}{p_0(X_i)}$.

Huber [1] formalized the problem of robustly testing a simple P_0 against a simple P_1 by assuming that the true underlying distribution Q lies in some appropriate neighborhood of either of the idealized models P_0 or P_1 . To account for the possibility of small deviations from the idealized models P_j , he expanded the hypotheses to:

$$H_j^\epsilon = \{Q \in \mathcal{M} : Q = (1 - \epsilon)P_j + \epsilon H, H \in \mathcal{M}\}, \quad (1)$$

or, more generally, to

$$H_j^\epsilon = \{Q \in \mathcal{M} : D_{\text{TV}}(P_j, Q) \leq \epsilon\}, \quad (2)$$

where $j = 0, 1$ and D_{TV} denotes the total variation distance. Thus, a robust test of P_0 versus P_1 is effectively a test of the composite null H_0^ϵ against the composite alternative H_1^ϵ . Note that (2) is strictly larger than (1). He proposed risk-optimal tests ϕ for the following three notions of optimality:

$$\begin{aligned} & \min_{\phi} \max_{j=0,1} \sup_{Q_j \in H_j^\epsilon} R(Q_j, \phi) \\ & \min_{\phi} \sup_{Q_1 \in H_1^\epsilon} R(Q_1, \phi) \text{ s.t. } \sup_{Q_0 \in H_0^\epsilon} R(Q_0, \phi) \leq \alpha \\ & \min_{\phi} \sup_{(Q_0, Q_1) \in H_0^\epsilon \times H_1^\epsilon} [\pi_0 R(Q_0, \phi) + \pi_1 R(Q_1, \phi)]. \end{aligned} \quad (3)$$

He solved the preceding problems by looking for a “least favorable distribution pair” in terms of risk, where the risk R for a hypothesis test ϕ is defined as

$$R(P_0, \phi) = C_0 P_0(\phi \text{ accepts } H_1), \quad R(P_1, \phi) = C_1 P_1(\phi \text{ accepts } H_0). \quad (4)$$

The notion of a least favorable distribution pair in terms of risk is formally defined below.

Definition 1.1. A pair $(P_0^*, P_1^*) \in \mathcal{P}_0 \times \mathcal{P}_1$ is called *least favorable distribution (LFD) pair* in terms of risk R for testing \mathcal{P}_0 vs. \mathcal{P}_1 , if for every likelihood ratio test ϕ between P_0^* and P_1^* ,

$$R(P_j^*, \phi) \geq R(P_j, \phi), \quad \text{for all } P_j \in \mathcal{P}_j, \quad j = 0, 1.$$

Huber derived the LFD pair $(Q_{0,\epsilon}, Q_{1,\epsilon})$ in $H_0^\epsilon \times H_1^\epsilon$, such that any probability ratio test of $Q_{0,\epsilon}$ vs. $Q_{1,\epsilon}$ is precisely the optimal test for H_0^ϵ vs. H_1^ϵ .

He showed that their likelihood ratio $\frac{q_{1,\epsilon}(X)}{q_{0,\epsilon}(X)} = \max\{c', \min\{c'', \frac{p_1(X)}{p_0(X)}\}\}$ is a truncation of the original likelihood ratio $\frac{p_1(X)}{p_0(X)}$, at some specific values of the c' and c'' , which depend on ϵ, P_0

and P_1 . And hence, Huber’s truncated likelihood ratio test is the optimal solution for the finite-sample problems defined in (3). He also considered (two-sided) sequential tests with the stopping time defined below:

$$N = \inf \{n \geq 0 : S_n \leq a \text{ or } S_n \geq b\}, \quad (5)$$

where $a < b$ are fixed numbers. The testing procedure is to stop at stage N and reject H_0^ϵ if $S_n \geq b$ and accept H_0^ϵ if $S_n \leq a$. Huber [1] proved that $Q_{j,\epsilon} \in H_j^\epsilon, j = 0, 1$ are “least favorable distribution pair” in the sequential setting as well, i.e.,

$$Q_{0,\epsilon}[S_n \geq b] = \sup\{Q[S_n \geq b] : Q \in H_0^\epsilon\}, \text{ and} \quad (6)$$

$$Q_{1,\epsilon}[S_n \leq a] = \sup\{Q[S_n \leq a] : Q \in H_1^\epsilon\}. \quad (7)$$

and hence, the test is optimal for type-I and type-II error probabilities.

Our level- α , anytime-valid variant of Huber’s test: Huber does not describe how exactly to calculate the thresholds if a targeted type-I error of α is specified. We prove an interesting general result (that holds true even outside the context of this paper) that the likelihood ratio of the LFD pair is actually an e-value for the composite null H_0^ϵ . Further, it can also be shown to be growth rate optimal (log-optimal). That allows us to construct a level- α test, which has power one. As a side benefit, it will also be an “anytime-valid” test [11] for this problem, to be defined later. We will actually construct an “anytime-valid e-value” (or an *e-process*, to be defined later) that is a continuous measure of evidence against the null, which can be thresholded at $1/\alpha$ to yield a level- α test. Though we do not expand on the following point further, we note in passing that this e-process can also be converted to an “anytime-valid p-value”, which would allow us to continuously monitor the data throughout the experiment, report a p-value at any stopping time, and also reject the null at a level α when that p-value drops below α . A fixed sample size test can be obtained by simply stopping monitoring at a fixed time n .

This framework is an offshoot of Robbins’ power-one sequential tests (or one-sided sequential probability ratio tests). The framework is rooted in the construction of “test supermartingales” [12] — or, more generally, “e-processes” [13] — which can be interpreted as the wealth of a gambler playing a stochastic game; these are introduced below. To achieve anytime-valid inference, we construct a test supermartingale under H_0^ϵ , ensuring its validity at arbitrary data-dependent stopping times, accommodating continuous monitoring and analysis of accumulating data, and optional stopping or continuation. In later sections, we extend our method to composite nulls and composite alternatives, leveraging the techniques of “predicable plug-in” and “Reverse Information Projection”, which are well-known yet sophisticated tools employed in the non-robust setting.

Before we delve into the details of our method, it is crucial to discuss what test (super)martingales are and how they play a key role in constructing sequential anytime-valid tests.

1.2 Background on e-values, test supermartingales, one-sided tests, growth rate and consistency

An e-variable is a nonnegative random variable that has expectation at most one under the null. Mathematically, a nonnegative random variable B is an e-variable for the null $P \in H_0^\epsilon$ if $\mathbb{E}_P(B) \leq 1$, for all $P \in H_0^\epsilon$. The value realized by an e-variable (that is, its instantiation) is called an e-value.

An integrable process $M \equiv \{M_n\}$ that is adapted to a filtration $\mathcal{F} \equiv \{\mathcal{F}_n\}_{n \geq 0}$, is called a *martingale* for H_0^ϵ if

$$\mathbb{E}_P[M_n \mid \mathcal{F}_{n-1}] = M_{n-1}, \forall P \in H_0^\epsilon \quad (8)$$

for all $n \geq 1$. M is called a *supermartingale* for H_0^ϵ if for all $n \geq 1$,

$$\mathbb{E}_P[M_n \mid \mathcal{F}_{n-1}] \leq M_{n-1}, \forall P \in H_0^\epsilon. \quad (9)$$

Crucially, M is called a *test (super)martingale* for H_0^ϵ if it is a (super)martingale for *every* $P \in H_0^\epsilon$, and if it is nonnegative with $M_0 = 1$. A stopping time τ is a nonnegative integer-valued random variable such that $\{\tau \leq n\} \in \mathcal{F}_n$ for each $n \in \mathbb{N}$. Denote by \mathcal{T} the set of all stopping times, including ones that may never stop.

Ville's inequality [14] implies that the test (super)martingale satisfies

$$\sup_{P \in H_0^\epsilon} P(\exists n \in \mathbb{N} : M_n \geq 1/\alpha) \leq \alpha. \quad (10)$$

See [15, Lemma 1] for a short proof. The above equation is equivalent to $P(M_\tau \geq 1/\alpha) \leq \alpha, \forall \tau \in \mathcal{T}, P \in H_0^\epsilon$; see [16, Lemma 3]. This ensures that if we stop and reject the null at the stopping time

$$\tau_\alpha = \inf \{n \geq 1 : M_n \geq 1/\alpha\}, \quad (11)$$

it results in a level- α sequential test, meaning that if the null is true, the probability that it ever stops falsely rejecting the null is at most α (under the null, $\tau_\alpha = \infty$ with probability $1 - \alpha$).

The above definition of a sequential test differs from Wald's original ideas [17]. In the latter, the null hypothesis might eventually be accepted or rejected, with a predetermined stopping rule based on the desired Type-I and Type-II error rates. In contrast, our framework aligns with Robbins' "power-one tests" [18, 19], or one-sided tests, where one only specifies a target Type-I error level and we only stop for rejecting the null, but never stop for acceptance. Such a test is called consistent if it is (asymptotically) power one under any alternative $P \in H_\epsilon^1$.

A test (super)martingale is called consistent (or power one) for H_1^ϵ , if $\lim_{n \rightarrow \infty} M_n = \infty$ almost surely for any $P \in H_1^\epsilon$, meaning that under the alternative, it accumulates infinite evidence against the null in the limit and eventually crosses any finite threshold for rejection. As Kelly noted in his seminal work [7], the evidence grows exponentially fast in i.i.d. settings, so one can define the "growth rate" of M is defined as $\inf_{P \in H_1^\epsilon} \liminf_{n \rightarrow \infty} \log M_n / n$ [20, 2, 21]. A positive growth rate implies consistency. The test (super)martingale with the largest possible growth rate is called log-optimal, an optimality notion advocated by many influential researchers, like [22], [8], [20] and [2] amongst others.

If $\epsilon = 0$ and $H_0 = \{P_0\}, H_1 = \{P_1\}$, then we are back to the standard non-robust testing of P_0 against P_1 (except that we desire a one-sided, or power-one, sequential test). In this setting,

$$T_n = \prod_{i=1}^n \frac{p_1(X_i)}{p_0(X_i)} \quad (12)$$

is a test martingale for P_0 . Recalling (11), we may reject the null at the stopping time $\inf \{n \geq 1 : T_n \geq 1/\alpha\}$ to get a level α sequential test. The growth rate of the test reduces to $\mathbb{E}_{P_1} \log \frac{p_1(X)}{p_0(X)} = D_{\text{KL}}(P_1, P_0)$. And it is the optimal growth rate for testing P_0 vs. P_1 [20], a result with roots in [7] and [22].

1.3 Related Work

The formalization of robust statistics can be traced back to the mid-20th century. Early pioneers in the development of the concept include [23, 1, 24]. Prominent ideas in robust estimation include, among others, M-estimators, trimming, and influence functions. The use of M-estimators in robust statistical procedures dates back to [25], which achieves robustness by curbing and bounding the influence that individual data points can make on the statistics. On the other hand, trimming refers to the practice of directly discarding outliers [26], and trimmed means have long been known to be robust [27]. More recent developments extend this framework by incorporating data-driven methods, using Wasserstein, MMD, and entropic-regularized Wasserstein distances. For example, [28] constructs uncertainty sets under the null and the alternative distributions, which are sets centered around the empirical distribution defined via the Wasserstein metric. [29] proposes a data-driven approach to robust hypothesis testing using Sinkhorn uncertainty sets. [30] uses moment-constrained uncertainty sets. [31] introduces a kernel-based approach to robust hypothesis testing, where they construct tests that optimize worst-case performance within an MMD uncertainty set. The main difference of our work from all of these is that we consider (a generalization of) Huber’s original ϵ -contamination model as our notion of robustness, which is akin to using the TV distance.

Recently, [32] proposed a robust version of the universal inference [3] approach for constructing valid confidence sets under weak regularity conditions, despite possible model misspecification. However, their notion of robustness differs from ours, and they test whether P_0 or P_1 is closer to the true data-generating distribution, meaning that before contamination it is a simple versus simple hypothesis test while we consider composite classes (even before contamination). [33] introduced Huber-robust confidence sequences leveraging supermartingales. The work of [34] is related to ours, as they investigated the multi-armed bandit problem under the Huber corruption model and briefly discussed its connection to the mean testing problem in their Appendix. They analyzed the minimizer of a function involving KL divergences, which is related to RIPr used in our methodology. However, their analysis is restricted to the Gaussian setting with known variance, whereas our framework and theory are general. Furthermore, their work addresses only the ϵ corruption model (1), while our approach accommodates the more general settings including ϵ -TV neighborhoods (2).

Sequential hypothesis testing has a long-standing history, beginning with the sequential probability ratio test (SPRT) of [17]. There have been a few studies in the literature that

address the feasibility of robustifying sequential tests, mostly notably the works by [1] and by [35], both of them robustifying the likelihood ratio by censoring. [35] considered the sequential testing of two distributions $P_{-\epsilon}$ and P_{ϵ} , where these two distributions approach each other as $\epsilon \rightarrow 0$ and proved (under regularity assumptions) that the SPRT based on the least favorable pair of distributions given by [1] is asymptotically least favorable for the expected sample size and is asymptotically minimax. While these earlier tests yield valid inference at a particular prespecified stopping rule, e-values and e-processes (as used in the current paper) have recently emerged as a promising tool to construct “anytime-valid” tests [11]. Further, these previous works only considered simple versus simple tests (when contamination is excluded), while we work on composite tests.

1.4 Contributions

We first show in general that the likelihood ratio of an LFD pair is an e-value, which is also growth rate optimal (or, log optimal). As a consequence of the result, it follows that Huber’s truncated likelihood ratio test statistic [1] is in fact already a test supermartingale for H_0^ϵ . The supermartingale tools enable us to generalize the usual Huber contamination model, demonstrating that our sequential test retains type-I error validity even under sequentially adaptive contaminations under the null, as well as at arbitrary stopping times, thereby extending Huber’s contributions in this case.

Next, we extend the framework to handle both composite nulls and composite alternative hypotheses (before contamination), a direction that, to the best of our knowledge, has not been pursued previously. We prove that when an LFD pair exists for a composite null and alternative, the LFDs of Huber’s ϵ -contamination neighborhoods around that pair form the optimal LFD pair for the corresponding robustified hypotheses. Together with the earlier result, this enables the construction of optimal tests across all regimes: fixed-sample settings, two-sided (Wald-type) sequential settings, and anytime-valid testing scenarios.

Furthermore, where an LFD pair does not exist for the pre-contamination composite null and composite alternative, we develop new robust composite tests for general settings, where we utilize very recent advances in composite null hypothesis testing, such as universal inference [3] and the reverse information projection [2, 6, 4]. However, for this case, while we cannot prove finite sample log-optimality, we do analyze the growth rate under the alternative, which, as $\epsilon \rightarrow 0$, converges to the optimal non-robust growth rate (a certain KL divergence between null and alternative), under some assumptions. To justify these assumptions, we provide sufficient conditions under which they hold. We emphasize that our robust tests control the type-I error at level α without requiring any assumptions on the pre-contamination composite null and composite alternative.

To summarize, this paper provides a relatively comprehensive set of methods for Huber-robust sequential hypothesis testing, with a theory that accurately predicts performance in experiments.

1.5 Paper outline

The rest of the paper is organized as follows. In Section 2, we show that the likelihood ratio of the LFD pair is an e-value, and in fact the log-optimal e-value. In Section 3, we prove that if an LFD pair exists for some composite null and alternative, then the LFDs of Huber's ϵ -contamination neighborhoods around that pair form the optimal LFD pair for the corresponding robustified hypotheses, yielding log-optimal e-values for this case as well. Finally, in Section 4, we consider general composite nulls and alternatives for which an LFD pair may not exist, and fixed ϵ optimality for tractable methods appears hard to prove, and demonstrate that our methods are at least asymptotically optimal as $\epsilon \rightarrow 0$. Section 5 presents a comprehensive set of simulation studies that validate our theoretical findings and demonstrate the practical performance of our approach. This article is concluded in Section 6. Omitted proofs of the theoretical results are provided in Section A.

2 LFD pairs yield log-optimal e-values

In this section, we prove a very general result that if a least favorable distribution pair for testing any two hypotheses \mathcal{P}_0 vs. \mathcal{P}_1 exists, then their likelihood ratio yields optimal e-values. The implications are that the least favorable distribution pair that [1] defined for solving (3) also solves the problem of finding “growth rate optimal in worst-case (GROW)” or “log optimal” e-values. [2] introduced the latter notion and showed their existence under several assumptions, including full support of distributions and convexity of $\mathcal{P}_0, \mathcal{P}_1$. Our theorem does not require such assumptions (but needs an LFD pair).

Theorem 2.1. *If (P_0^*, P_1^*) is a least favorable distribution (LFD) pair in terms of the risk defined in (4) for testing \mathcal{P}_0 vs. \mathcal{P}_1 , then $\frac{dP_1^*(X)}{dP_0^*(X)}$ is a GROW e-variable for testing \mathcal{P}_0 vs. \mathcal{P}_1 . That is, if $\mathcal{E}(\mathcal{P}_0)$ denotes the set of all e-variables for \mathcal{P}_0 , we have that $\frac{dP_1^*(X)}{dP_0^*(X)} \in \mathcal{E}(\mathcal{P}_0)$ and*

$$\sup_{E \in \mathcal{E}(\mathcal{P}_0)} \inf_{P_1 \in \mathcal{P}_1} \mathbb{E}_{P_1}(\log E) = \inf_{P_1 \in \mathcal{P}_1} \mathbb{E}_{P_1} \left(\log \frac{dP_1^*(X)}{dP_0^*(X)} \right) = D_{\text{KL}}(P_1^*, P_0^*) = \inf_{(P_0, P_1) \in \mathcal{P}_0 \times \mathcal{P}_1} D_{\text{KL}}(P_1, P_0).$$

Proof. Since (P_0^*, P_1^*) is an LFD pair for testing \mathcal{P}_0 vs. \mathcal{P}_1 , for any $P_0 \in \mathcal{P}_0$, we have

$$\begin{aligned} R(P_0, \phi) &\leq R(P_0^*, \phi) \\ \implies C_0 P_0(\phi \text{ accepts } H_1) &\leq C_0 P_0^*(\phi \text{ accepts } H_1) \text{ for every LRT } \phi \text{ between } P_0^* \text{ and } P_1^* \\ \implies P_0 \left(\frac{dP_1^*(X)}{dP_0^*(X)} > \eta \right) &\leq P_0^* \left(\frac{dP_1^*(X)}{dP_0^*(X)} > \eta \right), \text{ for all } \eta \\ \implies \int_{\eta \geq 0} P_0 \left(\frac{dP_1^*(X)}{dP_0^*(X)} > \eta \right) d\eta &\leq \int_{\eta \geq 0} P_0^* \left(\frac{dP_1^*(X)}{dP_0^*(X)} > \eta \right) d\eta \\ \implies \mathbb{E}_{P_0} \left(\frac{dP_1^*(X)}{dP_0^*(X)} \right) &\leq \mathbb{E}_{P_0^*} \left(\frac{dP_1^*(X)}{dP_0^*(X)} \right) = 1. \end{aligned}$$

Therefore, $\frac{dP_1^*(X)}{dP_0^*(X)}$ is an e-variable. Now, for the log-optimality part, we first show that $\mathbb{E}_{P_1} \left(\log \frac{dP_1^*(X)}{dP_0^*(X)} \right) \geq \mathbb{E}_{P_1^*} \left(\log \frac{dP_1^*(X)}{dP_0^*(X)} \right)$. Since (P_0^*, P_1^*) is the least favorable pair, for testing \mathcal{P}_0 vs. \mathcal{P}_1 , for any $P_1 \in \mathcal{P}_1$,

$$R(P_1, \phi) \leq R(P_1^*, \phi)$$

$$\begin{aligned}
&\implies C_1 P_1(\phi \text{ accepts } H_0) \leq C_1 P_1^*(\phi \text{ accepts } H_0), \text{ for every LRT } \phi \text{ between } P_0^* \text{ and } P_1^* \\
&\implies P_1\left(\frac{dP_1^*}{dP_0^*}(X) \leq \eta\right) \leq P_1^*\left(\frac{dP_1^*}{dP_0^*}(X) \leq \eta\right), \text{ for all } \eta \\
&\implies P_1\left(\log \frac{dP_1^*(X)}{dP_0^*(X)} > \log \eta\right) \geq P_1^*\left(\log \frac{dP_1^*(X)}{dP_0^*(X)} > \log \eta\right) \text{ for all } \eta > 0 \\
&\implies \int_{t \geq 0} P_1\left(\log \frac{dP_1^*(X)}{dP_0^*(X)} > t\right) dt \geq \int_{t \geq 0} P_1^*\left(\log \frac{dP_1^*(X)}{dP_0^*(X)} > t\right) dt.
\end{aligned}$$

Similarly, for any $P_1 \in \mathcal{P}_1$,

$$\begin{aligned}
&R(P_1, \phi) \leq R(P_1^*, \phi) \\
&\implies C_1 P_1(\phi \text{ accepts } H_0) \leq C_1 P_1^*(\phi \text{ accepts } H_0), \text{ for every LRT } \phi \text{ between } P_0^* \text{ and } P_1^* \\
&\implies P_1\left(\frac{dP_1^*}{dP_0^*}(X) < \eta\right) \leq P_1^*\left(\frac{dP_1^*}{dP_0^*}(X) < \eta\right), \text{ for all } \eta \\
&\implies P_1\left(\log \frac{dP_1^*(X)}{dP_0^*(X)} < \log \eta\right) \leq P_1^*\left(\log \frac{dP_1^*(X)}{dP_0^*(X)} < \log \eta\right) \text{ for all } \eta > 0 \\
&\implies \int_{t \geq 0} P_1\left(-\log \frac{dP_1^*(X)}{dP_0^*(X)} > t\right) dt \leq \int_{t \geq 0} P_1^*\left(-\log \frac{dP_1^*(X)}{dP_0^*(X)} > t\right) dt.
\end{aligned}$$

Therefore, for any $P_1 \in \mathcal{P}_1$,

$$\begin{aligned}
\mathbb{E}_{P_1}\left(\log \frac{dP_1^*(X)}{dP_0^*(X)}\right) &= \int_{t \geq 0} P_1\left(\log \frac{dP_1^*(X)}{dP_0^*(X)} > t\right) dt - \int_{t \geq 0} P_1\left(-\log \frac{dP_1^*(X)}{dP_0^*(X)} > t\right) dt \\
&\geq \int_{t \geq 0} P_1^*\left(\log \frac{dP_1^*(X)}{dP_0^*(X)} > t\right) dt - \int_{t \geq 0} P_1^*\left(-\log \frac{dP_1^*(X)}{dP_0^*(X)} > t\right) dt \\
&= \mathbb{E}_{P_1^*}\left(\log \frac{dP_1^*(X)}{dP_0^*(X)}\right) = D_{\text{KL}}(P_1^*, P_0^*).
\end{aligned}$$

So, we have shown above that $\inf_{P_1 \in \mathcal{P}_1} \mathbb{E}_{P_1}\left(\log \frac{dP_1^*(X)}{dP_0^*(X)}\right) = D_{\text{KL}}(P_1^*, P_0^*)$. Now, suppose, if possible, E is an e-variable for \mathcal{P}_0 , which satisfies $\inf_{P_1 \in \mathcal{P}_1} \mathbb{E}_{P_1}(\log E) > D_{\text{KL}}(P_1^*, P_0^*)$. Then, we would have $\mathbb{E}_{P_1^*}(\log E) > D_{\text{KL}}(P_1^*, P_0^*)$, this is a contradiction because E is an e-variable for the simple null P_0^* (against simple alternative P_1^*) as well and hence its maximum possible growth rate is $D_{\text{KL}}(P_1^*, P_0^*)$. Thus, we have proved $\sup_{E \in \mathcal{E}(\mathcal{P}_0)} \inf_{P_1 \in \mathcal{P}_1} \mathbb{E}_{P_1}(\log E) = \inf_{P_1 \in \mathcal{P}_1} \mathbb{E}_{P_1}\left(\log \frac{dP_1^*(X)}{dP_0^*(X)}\right) = D_{\text{KL}}(P_1^*, P_0^*)$.

If $D_{\text{KL}}(P_1^*, P_0^*) > \inf_{(P_0, P_1) \in \mathcal{P}_0 \times \mathcal{P}_1} D_{\text{KL}}(P_1, P_0)$, then $D_{\text{KL}}(P_1^*, P_0^*) > D_{\text{KL}}(P_1, P_0)$, for some $(P_0, P_1) \in \mathcal{P}_0 \times \mathcal{P}_1$, but then dP_1^*/dP_0^* is an e-value for P_0 vs P_1 , whose growth rate $\mathbb{E}_{P_1}\left(\log \frac{dP_1^*(X)}{dP_0^*(X)}\right) \geq \inf_{P_1 \in \mathcal{P}_1} \mathbb{E}_{P_1}\left(\log \frac{dP_1^*(X)}{dP_0^*(X)}\right) = D_{\text{KL}}(P_1^*, P_0^*) > D_{\text{KL}}(P_1, P_0)$, but $D_{\text{KL}}(P_1, P_0)$ is largest possible growth rate for an e-value for P_0 vs P_1 , which is a contradiction.

Therefore, we finally have

$$\sup_{E \in \mathcal{E}(\mathcal{P}_0)} \inf_{P_1 \in \mathcal{P}_1} \mathbb{E}_{P_1}(\log E) = \inf_{P_1 \in \mathcal{P}_1} \mathbb{E}_{P_1}\left(\log \frac{dP_1^*(X)}{dP_0^*(X)}\right) = D_{\text{KL}}(P_1^*, P_0^*) = \inf_{(P_0, P_1) \in \mathcal{P}_0 \times \mathcal{P}_1} D_{\text{KL}}(P_1, P_0).$$

□

Remark 2.2. The last part of the theorem $D_{\text{KL}}(P_1^*, P_0^*) = \inf_{(P_0, P_1) \in \mathcal{P}_0 \times \mathcal{P}_1} D_{\text{KL}}(P_1, P_0)$ also follows from Corollary 1 of [36], but we have a direct proof here.

Remark 2.3. It is easy to verify that LFD is symmetric around the null and alternative hypotheses. That is, (P_0^*, P_1^*) is an LFD pair in terms of the risk defined in (4) for testing \mathcal{P}_0 vs. \mathcal{P}_1 is equivalent to saying (P_1^*, P_0^*) is an LFD pair in terms of the risk defined in (4) for testing \mathcal{P}_1 vs. \mathcal{P}_0 . And hence, we also have that $\frac{dP_0^*(X)}{dP_1^*(X)}$ is a GROW e-variable for testing \mathcal{P}_1 vs. \mathcal{P}_0 , that is, $\frac{dP_0^*(X)}{dP_1^*(X)} \in \mathcal{E}(\mathcal{P}_1)$ and

$$\sup_{E \in \mathcal{E}(\mathcal{P}_1)} \inf_{P_0 \in \mathcal{P}_0} \mathbb{E}_{P_0}(\log E) = \inf_{P_0 \in \mathcal{P}_0} \mathbb{E}_{P_0} \left(\log \frac{dP_0^*(X)}{dP_1^*(X)} \right) = D_{\text{KL}}(P_0^*, P_1^*) = \inf_{(P_0, P_1) \in \mathcal{P}_0 \times \mathcal{P}_1} D_{\text{KL}}(P_0, P_1),$$

where $\mathcal{E}(\mathcal{P}_1)$ is the set of all e-variables for \mathcal{P}_1 .

The above theorem allows us to construct level- α tests using Huber's LFD pairs for testing (1) or (2), which we elaborate on next. However, it is worth noting that the applicability of this theorem extends beyond these specific settings, for instance, to classical testing problems such as those involving monotone likelihood ratio (MLR) families or the 2×2 contingency table. Interestingly, [2] identified GROW e-variables in these latter settings, although their connection to LFDs was not explicitly recognized.

2.1 An adaptive contamination model for the null $H_0^{\epsilon, \infty}$ and alternative $H_1^{\epsilon, \infty}$

Our test retains its validity properties under the null hypothesis and growth rate under the alternative, even in the presence of an adaptive contamination model, where the data sequence X_1, X_2, \dots is generated such that the conditional distribution of X_n given X^{n-1} lies within H_i^ϵ , where H_i^ϵ is some ϵ neighborhood around the hypothesized distribution P_i , for example, ϵ -contamination or total variation balls defined in (1) or (2). We denote the set of all possible joint distributions of the sequence X_1, X_2, \dots under the adaptive contamination model as $H_i^{\epsilon, \infty}$. In the special case where the distribution of each X_n is independent of the previously observed data, then

$$H_i^{\epsilon, \infty} = H_i^\epsilon \times H_i^\epsilon \times \dots, \quad (13)$$

but we emphasize that $H_i^{\epsilon, \infty}$ allows for non-i.i.d. sequentially adaptive adversarial contamination. In words, while P_i is fixed and known, the unknown contaminations may vary over time, and indeed, the contamination at each time n can be influenced by the previously observed data. Formally, at each n , the adversary defines a measurable mapping $Q_n : \Omega^{n-1} \rightarrow H_i^\epsilon$ and X_n is drawn from the distribution $Q_n(x^{n-1})$, given that $X^{n-1} = x^{n-1}$; here we use the notation $a^{n-1} = (a_1, \dots, a_{n-1})$ and x^{n-1} denotes the realized value of the random vector X^{n-1} .

2.2 Robust test for simple null vs. simple alternative

[1] defined the LFD pair $(Q_{0,\epsilon}, Q_{1,\epsilon})$ for (1) by their densities $(q_{0,\epsilon}, q_{1,\epsilon})$ as follows:

$$q_{0,\epsilon}(x) = \begin{cases} (1 - \epsilon) p_0(x), & \text{for } p_1(x)/p_0(x) < c'', \\ \frac{1}{c''} (1 - \epsilon) p_1(x), & \text{for } p_1(x)/p_0(x) \geq c''; \end{cases} \quad (14)$$

$$q_{1,\epsilon}(x) = \begin{cases} (1 - \epsilon) p_1(x), & \text{for } p_1(x)/p_0(x) > c', \\ c' (1 - \epsilon) p_0(x), & \text{for } p_1(x)/p_0(x) \leq c'. \end{cases} \quad (15)$$

The numbers $0 \leq c' < c'' \leq \infty$ are constants that are determined to ensure $q_{0,\epsilon}, q_{1,\epsilon}$ are probability densities:

$$(1 - \epsilon) \left\{ P_0 [p_1/p_0 < c''] + \frac{1}{c''} P_1 [p_1/p_0 \geq c''] \right\} = 1, \quad (16)$$

$$(1 - \epsilon) \{ P_1 [p_1/p_0 > c'] + c' P_0 [p_1/p_0 \leq c'] \} = 1. \quad (17)$$

We assume that ϵ is small enough so that $H_0^\epsilon \cap H_1^\epsilon = \emptyset$. Then, the above ensures $c' < c''$ and $\frac{q_{1,\epsilon}(x)}{q_{0,\epsilon}(x)} = \max\{c', \min\{c'', q_{1,\epsilon}(x)/q_{0,\epsilon}(x)\}\}$. Huber used $R_{n,\epsilon} = \prod_{i=1}^n \frac{q_{1,\epsilon}(X_i)}{q_{0,\epsilon}(X_i)}$ for deriving risk optimal tests. Then we have the following as a corollary of Theorem 1 of [1] and our Theorem 2.1.

Corollary 2.4. *$\{R_{n,\epsilon}\}_n$ is a test supermartingale for the adaptive null contamination model $H_0^{\epsilon,\infty}$. Hence, recalling (11), the stopping time*

$$\tau^* = \inf\{n : R_{n,\epsilon} \geq 1/\alpha\} \quad (18)$$

at which we reject the null yields a level- α sequential test. Moreover, it achieves the optimal growth rate under the adaptive alternative contamination model $H_1^{\epsilon,\infty}$, i.e.,

$$\inf_{\mathbf{P} \in H_1^{\epsilon,\infty}} \mathbb{E}_{\mathbf{P}}(\log(R_{n,\epsilon})/n) = \inf_{P \in H_1^\epsilon} \mathbb{E}_P \left(\log \frac{q_{1,\epsilon}(X)}{q_{0,\epsilon}(X)} \right) = D_{\text{KL}}(Q_{1,\epsilon}, Q_{1,\epsilon}). \quad (19)$$

As discussed in [37, Chapter 10], LFDs can be constructed for a broader class of models, of which (1) and (2) arise as special cases. Consequently, the above result also extends to other types of robust models—such as those defined via ϵ -neighborhoods around two distributions P_0 and P_1 in Kolmogorov, Lévy, Prohorov metrics, etc., when $\frac{p_1(x)}{p_0(x)}$ is monotone in x .

3 Robust tests for composite nulls and alternatives when an LFD pair exists

In this section, we consider both the null \mathcal{P}_0 and the alternative \mathcal{P}_1 to be composite and assume that an LFD pair exists for testing between these two hypotheses. To handle small deviations from the idealized models, we test \mathcal{P}_0^ϵ vs. \mathcal{P}_1^ϵ , where for $j = 0, 1$,

$$\mathcal{P}_j^\epsilon = \bigcup_{P \in \mathcal{P}_j} B(P, \epsilon), \quad B(P, \epsilon) = \{Q \in \mathcal{M} : Q = (1 - \epsilon)P + \epsilon H, H \in \mathcal{M}\} \text{ or} \quad (20)$$

$$B(P, \epsilon) = \{Q \in \mathcal{M} : D_{\text{TV}}(P, Q) \leq \epsilon\}. \quad (21)$$

Theorem 3.1. *Let (P_0^*, P_1^*) be the least favorable pair in terms of risk defined in (4) for testing \mathcal{P}_0 vs. \mathcal{P}_1 and $(Q_{0,\epsilon}, Q_{1,\epsilon})$ be the least favorable pair in terms of risk for testing $B(P_0^*, \epsilon)$ vs. $B(P_1^*, \epsilon)$, which are ϵ neighborhoods around P_0^* and P_1^* respectively, as defined in (20) or (21). Then, for any fixed sample size n , $(Q_{0,\epsilon}, Q_{1,\epsilon})$ is the least favorable pair in terms of risk for testing \mathcal{P}_0^ϵ vs. \mathcal{P}_1^ϵ .*

Proof. Since (P_0^*, P_1^*) is the least favorable pair for testing \mathcal{P}_0 vs. \mathcal{P}_1 we have, $R(P_0^*, \phi) \geq R(P, \phi)$, $\forall P \in \mathcal{P}_0$, and for all likelihood ratio test ϕ between P_0^* and P_1^* , which implies

$$P_0^* \left[\frac{p_1^*(X)}{p_0^*(X)} \geq \eta \right] \geq P \left[\frac{p_1^*(X)}{p_0^*(X)} \geq \eta \right] \quad \forall \eta \in \mathbb{R}, \forall P \in \mathcal{P}_0. \quad (22)$$

From [1], we know that $\frac{q_{1,\epsilon}}{q_{0,\epsilon}} = \max\{c_1, \min\{c_2, \frac{p_1^*}{p_0^*}\}\}$, for some $c_1 \leq c_2$. So, for $c_1 \leq \eta \leq c_2$,

$$P \left[\frac{q_{1,\epsilon}(X)}{q_{0,\epsilon}(X)} \geq \eta \right] = P \left[\frac{p_1^*(X)}{p_0^*(X)} \geq \eta \right] \quad \text{and} \quad P_0^* \left[\frac{q_{1,\epsilon}(X)}{q_{0,\epsilon}(X)} \geq \eta \right] = P_0^* \left[\frac{p_1^*(X)}{p_0^*(X)} \geq \eta \right] \quad (23)$$

Hence, for any $c_1 \leq \eta \leq c_2$,

$$P_0^* \left[\frac{q_{1,\epsilon}(X)}{q_{0,\epsilon}(X)} \geq \eta \right] \geq P \left[\frac{q_{1,\epsilon}(X)}{q_{0,\epsilon}(X)} \geq \eta \right] \quad \forall P \in \mathcal{P}_0. \quad (24)$$

Also, note that $P_0^* \left[\frac{q_{1,\epsilon}(X)}{q_{0,\epsilon}(X)} \geq \eta \right] = 0 = P \left[\frac{q_{1,\epsilon}(X)}{q_{0,\epsilon}(X)} \geq \eta \right]$, for any $\eta > c_2$ and $P_0^* \left[\frac{q_{1,\epsilon}(X)}{q_{0,\epsilon}(X)} \geq \eta \right] = 1 = P \left[\frac{q_{1,\epsilon}(X)}{q_{0,\epsilon}(X)} \geq \eta \right]$, for any $\eta < c_1$. Therefore, (24) holds for any $\eta \in \mathbb{R}$.

Now, for any $Q \in \mathcal{P}_0^\epsilon$, there exists $P' \in \mathcal{P}_0$ such that $Q \in B(P', \epsilon)$.

For the contamination model (20), for any $\eta \in \mathbb{R}$,

$$\begin{aligned} Q_{0,\epsilon} \left[\frac{q_{1,\epsilon}(X)}{q_{0,\epsilon}(X)} \geq \eta \right] &= \max_{P \in B(P_0^*, \epsilon)} P \left[\frac{q_{1,\epsilon}(X)}{q_{0,\epsilon}(X)} \geq \eta \right] \\ &= \max_H \left[(1 - \epsilon) P_0^* \left[\frac{q_{1,\epsilon}(X)}{q_{0,\epsilon}(X)} \geq \eta \right] + \epsilon H \left[\frac{q_{1,\epsilon}(X)}{q_{0,\epsilon}(X)} \geq \eta \right] \right] \\ &= (1 - \epsilon) P_0^* \left[\frac{q_{1,\epsilon}(X)}{q_{0,\epsilon}(X)} \geq \eta \right] + \epsilon \\ &\geq (1 - \epsilon) P' \left[\frac{q_{1,\epsilon}(X)}{q_{0,\epsilon}(X)} \geq \eta \right] + \epsilon \\ &= \max_{P \in B(P', \epsilon)} P \left[\frac{q_{1,\epsilon}(X)}{q_{0,\epsilon}(X)} \geq \eta \right] \\ &\geq Q \left[\frac{q_{1,\epsilon}(X)}{q_{0,\epsilon}(X)} \geq \eta \right]. \end{aligned}$$

Similarly, for the TV model (21), for any $\eta \in \mathbb{R}$,

$$Q_{0,\epsilon} \left[\frac{q_{1,\epsilon}(X)}{q_{0,\epsilon}(X)} \geq \eta \right] = \sup_{P \in B(P_0^*, \epsilon)} P \left[\frac{q_{1,\epsilon}(X)}{q_{0,\epsilon}(X)} \geq \eta \right]$$

$$\begin{aligned}
&= P_0^* \left[\frac{q_{1,\epsilon}(X)}{q_{0,\epsilon}(X)} \geq \eta \right] + \epsilon \quad (\text{By definition of TV distance}) \\
&\geq P' \left[\frac{q_{1,\epsilon}(X)}{q_{0,\epsilon}(X)} \geq \eta \right] + \epsilon \\
&= \sup_{P \in B(P', \epsilon)} P \left[\frac{q_{1,\epsilon}(X)}{q_{0,\epsilon}(X)} \geq \eta \right] \\
&\geq Q \left[\frac{q_{1,\epsilon}(X)}{q_{0,\epsilon}(X)} \geq \eta \right].
\end{aligned}$$

Therefore, for both cases, we have $Q_{0,\epsilon} \left[\frac{q_{1,\epsilon}(X)}{q_{0,\epsilon}(X)} \geq \eta \right] \geq Q \left[\frac{q_{1,\epsilon}(X)}{q_{0,\epsilon}(X)} \geq \eta \right]$, $\forall \eta \in \mathbb{R}, \forall Q \in \mathcal{P}_0^\epsilon$ and similarly, one can show that for both cases, $Q_{0,\epsilon} \left[\frac{q_{1,\epsilon}(X)}{q_{0,\epsilon}(X)} > \eta \right] \geq Q \left[\frac{q_{1,\epsilon}(X)}{q_{0,\epsilon}(X)} > \eta \right]$, $\forall \eta \in \mathbb{R}, \forall Q \in \mathcal{P}_0^\epsilon$.

Suppose, we have i.i.d. samples X_1, \dots, X_n , for any fixed n .

Let F and G be the CDFs of $\frac{q_{1,\epsilon}(X_i)}{q_{0,\epsilon}(X_i)}$, under $Q_{0,\epsilon}$ and Q respectively. From the stochastic monotonicity established above, we have $F \leq G$. Now, let Z_1, \dots, Z_n are i.i.d from $\text{Unif}(0, 1)$. Then, $F^{-1}(Z_i) \geq G^{-1}(Z_i)$ and $F^{-1}(Z_i) \stackrel{d}{=} \frac{q_{1,\epsilon}(X_i)}{q_{0,\epsilon}(X_i)}$ when $X_i \sim Q_{0,\epsilon}$ and $G^{-1}(Z_i) \stackrel{d}{=} \frac{q_{1,\epsilon}(X_i)}{q_{0,\epsilon}(X_i)}$, when $X_i \sim Q$, $i = 1, \dots, n$. Therefore, we obtain

$$Q_{0,\epsilon} \left[\prod_{i=1}^n \frac{q_{1,\epsilon}(X_i)}{q_{0,\epsilon}(X_i)} > \eta \right] \geq Q \left[\prod_{i=1}^n \frac{q_{1,\epsilon}(X_i)}{q_{0,\epsilon}(X_i)} > \eta \right], \forall \eta \in \mathbb{R}, \forall Q \in \mathcal{P}_0^\epsilon, \quad (25)$$

and

$$Q_{0,\epsilon} \left[\prod_{i=1}^n \frac{q_{1,\epsilon}(X_i)}{q_{0,\epsilon}(X_i)} \geq \eta \right] \geq Q \left[\prod_{i=1}^n \frac{q_{1,\epsilon}(X_i)}{q_{0,\epsilon}(X_i)} \geq \eta \right], \forall \eta \in \mathbb{R}, \forall Q \in \mathcal{P}_0^\epsilon \quad (26)$$

Note that for any likelihood ratio ϕ^* between $Q_{0,\epsilon}$ and $Q_{1,\epsilon}$, there exists $\eta \in \mathbb{R}, \gamma \in [0, 1]$ such that

$$\phi^*(x_1, \dots, x_n) = \begin{cases} 1 & \text{if } \prod_{i=1}^n \frac{q_{1,\epsilon}(x_i)}{q_{0,\epsilon}(x_i)} > \eta, \\ \gamma & \text{if } \prod_{i=1}^n \frac{q_{1,\epsilon}(x_i)}{q_{0,\epsilon}(x_i)} = \eta, \\ 0 & \text{if } \prod_{i=1}^n \frac{q_{1,\epsilon}(x_i)}{q_{0,\epsilon}(x_i)} < \eta. \end{cases} \quad (27)$$

Then,

$$\begin{aligned}
R(Q_{0,\epsilon}, \phi^*) &= C_0 \times \left[Q_{0,\epsilon} \left(\prod_{i=1}^n \frac{q_{1,\epsilon}(X_i)}{q_{0,\epsilon}(X_i)} > \eta \right) + \gamma \times Q_{0,\epsilon} \left(\prod_{i=1}^n \frac{q_{1,\epsilon}(X_i)}{q_{0,\epsilon}(X_i)} = \eta \right) \right] \\
&= C_0 \times \left[(1 - \gamma) \times Q_{0,\epsilon} \left(\prod_{i=1}^n \frac{q_{1,\epsilon}(X_i)}{q_{0,\epsilon}(X_i)} > \eta \right) + \gamma \times Q_{0,\epsilon} \left(\prod_{i=1}^n \frac{q_{1,\epsilon}(X_i)}{q_{0,\epsilon}(X_i)} \geq \eta \right) \right] \\
&\geq C_0 \times \left[(1 - \gamma) \times Q \left(\prod_{i=1}^n \frac{q_{1,\epsilon}(X_i)}{q_{0,\epsilon}(X_i)} > \eta \right) + \gamma \times Q \left(\prod_{i=1}^n \frac{q_{1,\epsilon}(X_i)}{q_{0,\epsilon}(X_i)} \geq \eta \right) \right]
\end{aligned}$$

$$= R(Q, \phi^*), \forall Q \in \mathcal{P}_0^\epsilon$$

The proof for the part $R(Q_{1,\epsilon}, \phi^*) \geq R(Q, \phi^*)$ is identical. \square

Remark 3.2. The above theorem holds for sequential probability ratio tests as well. We first consider Wald's SPRT, ϕ_{SPRT}^* with stooping rule $\tau = \inf\{n \in \mathbb{N} : \prod_{i=1}^n \frac{q_{1,\epsilon}(X_i)}{q_{0,\epsilon}(X_i)} \notin (A, B)\}$. Define, $\tau_1 = \inf\{n \in \mathbb{N} : \prod_{i=1}^n \frac{q_{1,\epsilon}(X_i)}{q_{0,\epsilon}(X_i)} \geq B\}$ and $\tau_0 = \inf\{n \in \mathbb{N} : \prod_{i=1}^n \frac{q_{1,\epsilon}(X_i)}{q_{0,\epsilon}(X_i)} \leq A\}$. Let F and G be the CDFs of $\frac{q_{1,\epsilon}(X_i)}{q_{0,\epsilon}(X_i)}$, under $Q_{0,\epsilon}$ and Q respectively. For $Z_1, \dots, Z_n \stackrel{i.i.d.}{\sim} U(0, 1)$, define $\tau'_1 = \inf\{n \in \mathbb{N} : \prod_{i=1}^n F^{-1}(Z_i) \geq B\}$ and $\tau''_1 = \inf\{n \in \mathbb{N} : \prod_{i=1}^n G^{-1}(Z_i) \geq B\}$. Also, $\tau'_0 = \inf\{n \in \mathbb{N} : \prod_{i=1}^n F^{-1}(Z_i) \leq A\}$ and $\tau''_0 = \inf\{n \in \mathbb{N} : \prod_{i=1}^n G^{-1}(Z_i) \leq A\}$. Then, it follows from the stochastic monotonicity established in the proof of the theorem that $F \leq G$ and hence, $\tau'_0 \geq \tau''_0$ and $\tau'_1 \leq \tau''_1$. So,

$$\begin{aligned} R(Q_{0,\epsilon}, \phi_{\text{SPRT}}^*) &= C_0 Q_{0,\epsilon}(\phi_{\text{SPRT}}^* \text{ accepts } H_1) \\ &= C_0 Q_{0,\epsilon}(\tau_1 < \tau_0) \\ &= C_0 \mathbb{P}_{Z_i \stackrel{i.i.d.}{\sim} U(0,1)}(\tau'_1 < \tau'_0) \\ &\geq C_0 \mathbb{P}_{Z_i \stackrel{i.i.d.}{\sim} U(0,1)}(\tau''_1 < \tau'_0) \\ &\geq C_0 \mathbb{P}_{Z_i \stackrel{i.i.d.}{\sim} U(0,1)}(\tau''_1 < \tau''_0) \\ &= C_0 Q(\tau_1 < \tau_0) \\ &= R(Q, \phi_{\text{SPRT}}^*), \end{aligned}$$

for all $Q \in \mathcal{P}_0^\epsilon$. Similiarly, one can show $R(Q_{1,\epsilon}, \phi_{\text{SPRT}}^*) \geq R(Q, \phi_{\text{SPRT}}^*)$, for all $Q \in \mathcal{P}_1^\epsilon$.

Similarly, for the one-sided SPRT, ϕ_S^* with $\tau = \inf\{n \in \mathbb{N} : \prod_{i=1}^n \frac{q_{1,\epsilon}(X_i)}{q_{0,\epsilon}(X_i)} \geq B\}$, we show the same:

$$R(Q_{0,\epsilon}, \phi_S^*) = C_0 Q_{0,\epsilon}(\tau < \infty) = C_0 \mathbb{P}_{Z_i \stackrel{i.i.d.}{\sim} U(0,1)}(\tau'_1 < \infty) \geq C_0 \mathbb{P}_{Z_i \stackrel{i.i.d.}{\sim} U(0,1)}(\tau''_1 < \infty) = R(Q, \phi_S^*),$$

for all $Q \in \mathcal{P}_0^\epsilon$.

Remark 3.3. Note that for the above theorem to hold, it is not necessary for the neighborhoods $B(P, \epsilon)$ to be ϵ -contamination or total variation (TV) balls. The only properties of $B(\cdot, \epsilon)$ required in the proof are the following: an LFD pair exists for testing $B(\cdot, \epsilon)$ vs. $B(\cdot, \epsilon)$ as long as they do not intersect each other and for any $Q, Q' \in \mathcal{P}_0 \cup \mathcal{P}_1, \eta \in \mathbb{R}$ satisfying

$$Q \left[\frac{q_{1,\epsilon}(X)}{q_{0,\epsilon}(X)} \geq \eta \right] \geq Q' \left[\frac{q_{1,\epsilon}(X)}{q_{0,\epsilon}(X)} \geq \eta \right] \implies \sup_{P \in B(Q, \epsilon)} P \left[\frac{q_{1,\epsilon}(X)}{q_{0,\epsilon}(X)} \geq \eta \right] \geq \sup_{P \in B(Q', \epsilon)} P \left[\frac{q_{1,\epsilon}(X)}{q_{0,\epsilon}(X)} \geq \eta \right].$$

Clearly, both ϵ -contamination and TV neighborhoods satisfy this condition, as shown in the proof. However, it is worth noting that other robust models, eg., ϵ -balls based on Kolmogorov or Lévy distances, also satisfy it, under the assumption that $\frac{p_1(x)}{p_0(x)}$ is monotone in x , for all $P_0 \in \mathcal{P}_0, P_1 \in \mathcal{P}_1$.

3.1 Adaptive contamination models

Recalling the adaptive contamination model for the null from Section 2.1, we define the adaptive contamination model for the composite hypothesis, $\mathcal{H}_i^{\epsilon, \infty}$ to be the set of all possible joint distribution of the sequence X_1, X_2, \dots such that the conditional distribution of X_n given X^{n-1} lies within \mathcal{H}_i^ϵ . So, at each n , the adversary defines a measurable mapping $Q_n : \Omega^{n-1} \rightarrow \mathcal{H}_i^\epsilon$ and X_n is drawn from the distribution $Q_n(x^{n-1})$, given that $X^{n-1} = x^{n-1}$.

Our test retains its validity properties under the null hypothesis and growth rate under the alternative, even in the presence of an adaptive contamination model, where H_i^ϵ is some ϵ neighborhood around the hypothesized distribution P_i , for example, ϵ -contamination or total variation balls defined in (20) or (21).

3.2 Robust test for composite null vs. composite alternative

Let (P_0, P_1) be the least favorable pair for testing \mathcal{P}_0 vs. \mathcal{P}_1 and $(Q_{0,\epsilon}, Q_{1,\epsilon})$ be the least favorable pair in terms of risk for testing $B(P_0, \epsilon)$ vs. $B(P_1, \epsilon)$, defined in (20). Then, with $R_{n,\epsilon} = \prod_{i=1}^n \frac{q_{1,\epsilon}(X_i)}{q_{0,\epsilon}(X_i)}$, we have the following as a corollary of Theorem 1 of [1] and our Theorems 2.1 and 3.1.

Corollary 3.4. *$\{R_{n,\epsilon}\}_n$ is a test supermartingale for the adaptive null contamination model $H_0^{\epsilon, \infty}$. Hence, recalling (11), the stopping time*

$$\tau^* = \inf\{n : R_{n,\epsilon} \geq 1/\alpha\} \quad (28)$$

at which we reject the null yields a level- α sequential test. Moreover it achieve the optimal growth rate, i.e.,

$$\inf_{\mathbf{P} \in H_1^{\epsilon, \infty}} \mathbb{E}_{\mathbf{P}}(\log(R_{n,\epsilon})/n) = \inf_{P \in H_1^\epsilon} \mathbb{E}_P \left(\log \frac{q_{1,\epsilon}(X)}{q_{0,\epsilon}(X)} \right) = D_{\text{KL}}(Q_{1,\epsilon}, Q_{0,\epsilon}).$$

As discussed in Theorem 3.3, similar results can also be established for other robust models, e.g., ϵ -balls based on total variation, Kolmogorov or Levy distance.

4 Robust tests for composite nulls and alternatives when an LFD pair does not exist

Now, we consider the problem of robust hypothesis testing, where an LFD pair does not exist for the pre-contamination composite null and composite alternative.

4.1 Robust predictable plug-in for composite alternatives

In this section, we address the challenge of robustly testing the composite alternatives. Let the idealized models be P_0 vs. \mathcal{P}_1 , where \mathcal{P}_1 is a set of distribution functions that does not include P_0 . We will assume that there exists a common reference measure μ for \mathcal{P}_1 and P_0 so that we can associate the distributions with their densities.

To handle a composite alternative hypothesis, one natural way is to attempt to learn it from past observations, at each round n , and plug it in as an estimate of the alternative distribution based on past observations. This is known as the “predictable plug-in” or simply “plug-in” method. This method is originally due to [38], which has recently been used for handling various parametric and non-parametric composite alternatives [39, 21, 40].

However, we often encounter deviations from these idealized models in real-world data, potentially due to contamination or deviations from the assumed distribution. To navigate this problem, we use a robust estimate of the alternative distribution, which lies in \mathcal{P}_1 , where the actual data might come from ϵ -neighbourhood of some distribution in the alternative \mathcal{P}_1 , which is

$$\mathcal{P}_1^\epsilon = \bigcup_{P_1 \in \mathcal{P}_1} \{Q \in \mathcal{M} : Q = (1 - \epsilon)P_1 + \epsilon H, H \in \mathcal{M}\} \text{ or} \quad (29)$$

$$\mathcal{P}_1^\epsilon = \bigcup_{P_1 \in \mathcal{P}_1} \{Q \in \mathcal{M} : D_{\text{TV}}(P_1, Q) \leq \epsilon\}. \quad (30)$$

4.1.1 An adaptive contamination model for the null

Under the null, we assume that the data X_1, X_2, \dots is generated from some distribution in $H_0^{\epsilon, \infty}$ defined in Section 2.1, i.e., while P_0 is fixed and known, the unknown contaminations may vary across time. In fact, the contamination at time n may depend on the previously observed data, as noted earlier.

Let $\hat{p}_{1,n}$ be some robust estimate of the density of the data based on past observations X^{n-1} , which belongs to the alternative. Let $\hat{P}_{1,n}$ be the distribution corresponding to the density $\hat{p}_{1,n}$, with $\hat{P}_{1,n} \in \mathcal{P}_1$.

Now we define $\hat{q}_{n,j,\epsilon}$ similarly as $q_{j,\epsilon}$ was defined in (15) (for $j = 0, 1$).

$$\hat{q}_{n,0,\epsilon}(x) = \begin{cases} (1 - \epsilon) p_0(x), & \text{for } \hat{p}_{1,n}(x)/p_0(x) < c_n'', \\ \frac{1}{c_n''} (1 - \epsilon) \hat{p}_{1,n}(x), & \text{for } \hat{p}_{1,n}(x)/p_0(x) \geq c_n''; \end{cases} \quad (31)$$

$$\hat{q}_{n,1,\epsilon}(x) = \begin{cases} (1 - \epsilon) \hat{p}_{1,n}(x), & \text{for } \hat{p}_{1,n}(x)/p_0(x) > c_n', \\ c_n' (1 - \epsilon) p_0(x), & \text{for } \hat{p}_{1,n}(x)/p_0(x) \leq c_n'. \end{cases} \quad (32)$$

We calculate the numbers $0 \leq c_n', c_n'' \leq \infty$, that are determined such that $\hat{q}_{n,0,\epsilon}, \hat{q}_{n,1,\epsilon}$ are probability densities:

$$(1 - \epsilon) \left\{ P_0 [\hat{p}_{1,n}/p_0 < c_n''] + \frac{1}{c_n''} \hat{P}_{1,n} [\hat{p}_{1,n}/p_0 \geq c_n''] \right\} = 1, \quad (33)$$

$$(1 - \epsilon) \left\{ \hat{P}_{1,n} [\hat{p}_{1,n}/p_0 > c_n'] + c_n' P_0 [\hat{p}_{1,n}/p_0 \leq c_n'] \right\} = 1. \quad (34)$$

Note that if $c_n' < c_n''$, we have $\frac{\hat{q}_{n,1,\epsilon}(x)}{\hat{q}_{n,0,\epsilon}(x)} = \max\{c_n', \min\{c_n'', \frac{\hat{p}_{1,n}(x)}{p_0(x)}\}\}$. We now define $R_{0,\epsilon}^{\text{plug-in}} = 1$ and $R_{n,\epsilon}^{\text{plug-in}} = R_{n-1,\epsilon}^{\text{plug-in}} \times \hat{E}_{n,\epsilon}(X_n), n = 1, 2, \dots$ where

$$\hat{E}_{n,\epsilon}(\cdot) := \begin{cases} \frac{\frac{\hat{q}_{n,1,\epsilon}(\cdot)}{\hat{q}_{n,0,\epsilon}(\cdot)}}{\mathbb{E}_{P_0} \left[\frac{\hat{q}_{n,1,\epsilon}(X)}{\hat{q}_{n,0,\epsilon}(X)} \mid X^{n-1} = x^{n-1} \right] + (c_n'' - c_n')\epsilon}, & \text{if } c_n' < c_n'', \\ 1, & \text{otherwise.} \end{cases} \quad (35)$$

In other words, $R_{n,\epsilon}^{\text{plug-in}}$ is the product of $\hat{E}_{n,\epsilon}$. Thus, if each $\hat{E}_{n,\epsilon}$ is an e-variable (conditioned on the past), $R_{n,\epsilon}^{\text{plug-in}}$ will be a test supermartingale. The following short calculation shows that this is indeed the case:

$$\begin{aligned} & \mathbb{E}_{Q_n}[\hat{E}_{n,\epsilon}(X_n) \mid X^{n-1} = x^{n-1}] \\ &= \mathbb{I}_{c_n' \geq c_n''} + \frac{\mathbb{E}_{Q_n} \left[\frac{\hat{q}_{n,1,\epsilon}(X_n)}{\hat{q}_{n,0,\epsilon}(X_n)} \mid X^{n-1} = x^{n-1} \right]}{\mathbb{E}_{P_0} \left[\frac{\hat{q}_{n,1,\epsilon}(X)}{\hat{q}_{n,0,\epsilon}(X)} \mid X^{n-1} = x^{n-1} \right] + (c_n'' - c_n')\epsilon} \mathbb{I}_{c_n' < c_n''} \\ &\leq \mathbb{I}_{c_n' \geq c_n''} + \mathbb{I}_{c_n' < c_n''} = 1. \end{aligned}$$

The last inequality follows from the fact that the total variation distance is an *integral probability metric* in the sense that for any pair of real numbers $c_1 < c_2$,

$$D_{\text{TV}}(P, Q) = \frac{1}{c_2 - c_1} \sup_{c_1 \leq f \leq c_2} \left| \mathbb{E}_{X \sim P} f(X) - \mathbb{E}_{X \sim Q} f(X) \right|, \quad (36)$$

since the conditional distribution $Q_n = Q_n(x^{n-1})$ of X_n conditioned on $X^{n-1} = x^{n-1}$ satisfies $Q_n \in H_0^\epsilon$, i.e., $D_{\text{TV}}(Q_n, P_0) \leq \epsilon$. We immediately conclude the following.

Theorem 4.1. $R_{n,\epsilon}^{\text{plug-in}}$ is a test supermartingale for the adaptive null contamination model $H_0^{\epsilon,\infty}$. Hence, recalling (11), the stopping time

$$\tau^* = \inf\{n : R_{n,\epsilon}^{\text{plug-in}} \geq 1/\alpha\} \quad (37)$$

at which we reject the null yields a level- α sequential test.

4.1.2 Growth rate analysis

For analyzing the growth rate of this test supermartingale, we assume that the estimator $\hat{p}_{1,n}$ converges pointwise in the following sense:

Assumption 4.2. If $X_1, X_2, \dots \stackrel{iid}{\sim} H$, for some distribution $H \in \mathcal{P}_1^\epsilon$, then $\hat{p}_{1,n} \rightarrow p_1^H$ almost surely as $n \rightarrow \infty$, where p_1^H is a density function (which may depend on H) corresponding to some distribution $P_1^H \in \mathcal{P}_1$.

Note that the above pointwise convergence assumption is much weaker than assuming the existence of a pointwise *consistent* estimator since P_1^H is any arbitrary distribution in \mathcal{P}_1 . Pointwise convergence holds in a wide variety of estimation problems within the robust statistics literature. For instance, robust M-estimators for certain parametric testing problems are known to be strongly consistent under regularity conditions [37, Chapter 6]. To illustrate with a concrete example, when estimating the mean of a Gaussian distribution under contamination, the sample median serves as a robust estimator that converges almost surely to the population median.

The next theorem shows that $\log R_{n,\epsilon}^{\text{plug-in}}/n$ converges almost surely, under some assumptions.

Theorem 4.3. Suppose that $X_1, X_2, \dots \stackrel{iid}{\sim} H$, for some distribution $H \in \mathcal{P}_1^\epsilon$ (where \mathcal{P}_1^ϵ is as defined in (29) or (30)) and the estimator $\hat{p}_{1,n}$ satisfies Theorem 4.2. We further assume that $P(p_1^H/p_0 = c) = 0$, for all $c \in \mathbb{R}$ and for $P \in P_0 \cup \mathcal{P}_1$. We consider ϵ being sufficiently small so that $c_H'' > c_H'$, where c_H'', c_H' are solutions of (41) and (42), respectively, with P_1 being replaced by P_1^H . Then, as $n \rightarrow \infty$,

$$\frac{1}{n} \log R_{n,\epsilon}^{\text{plug-in}} \rightarrow r_{H,\epsilon}^{\text{plug-in}} \text{ almost surely,}$$

where $r_{H,\epsilon}^{\text{plug-in}} \geq D_{\text{KL}}(Q_{1,\epsilon}^H, Q_{0,\epsilon}^H) - 2(\log c_H'' - \log c_H')\epsilon - \log(1 + 2(c_H'' - c_H')\epsilon)$ and $Q_{1,\epsilon}^H, Q_{0,\epsilon}^H$ are the distributions with densities $q_{1,\epsilon}^H, q_{0,\epsilon}^H$ as defined in (14) and (15) with P_1 being replaced by P_1^H .

Remark 4.4. In Theorem 4.3, if we further assume that the maximum bias $b_{P_1}(\epsilon, x) := \sup_{H: D_{\text{TV}}(H, P_1) \leq \epsilon} |p_1^H(x) - p_1(x)|$ is a real-valued function such that $\lim_{\epsilon \rightarrow 0} b_{P_1}(\epsilon, x) = 0$, for all $x \in \mathbb{R}$, we still could not conclude in general that $\inf_{H: D_{\text{TV}}(H, P_1) \leq \epsilon} r_{H,\epsilon}^{\text{plug-in}}$ converges to the oracle (when P_1 is known) growth rate $D_{\text{KL}}(P_1, P_0)$, because of the difficulty in interchanging the expectation and the limit $\epsilon \rightarrow 0$. However, under the aforementioned vanishing bias assumption, in specific situations, such as exponential family distributions, one can show that

$$\lim_{\epsilon \rightarrow 0} \inf_{H: D_{\text{TV}}(H, P_1) \leq \epsilon} r_{H,\epsilon}^{\text{plug-in}} = D_{\text{KL}}(P_1, P_0).$$

4.2 Robust numeraire: composite null vs. simple alternative

In this section, we consider the null \mathcal{P}_0 to be composite and the alternative to be simple P_1 . To account for the small deviations from the idealized models, consider the following:

$$\mathcal{P}_0^\epsilon = \bigcup_{P \in \mathcal{P}_0} \{Q \in \mathcal{M} : Q = (1 - \epsilon)P + \epsilon H, H \in \mathcal{M}\}, \quad (38)$$

$$\text{or } \mathcal{P}_0^\epsilon = \bigcup_{P \in \mathcal{P}_0} \{Q \in \mathcal{M} : D_{\text{TV}}(P, Q) \leq \epsilon\}, \quad (39)$$

and H_1^ϵ is either (1) or (2). Recalling the adaptive contamination model for the null from Section 2.1, we define the adaptive contamination model for the composite null, $\mathcal{H}_0^{\epsilon, \infty}$ to be the set of all possible joint distribution of the sequence X_1, X_2, \dots such that the conditional distribution of X_n given X^{n-1} lies within \mathcal{H}_0^ϵ . So, at each n , the adversary defines a measurable mapping $Q_n : \Omega^{n-1} \rightarrow \mathcal{P}_0^\epsilon$ and X_n is drawn from the distribution $Q_n(x^{n-1})$, given that $X^{n-1} = x^{n-1}$.

4.2.1 The reverse information projection (RIPr) and numeraire

For testing composite nulls versus a simple alternative, the reverse information projection (RIPr) has recently emerged as a central tool [2, 6, 4]. In his PhD thesis, Li [5] defined the RIPr as follows: if we assume that \mathcal{P}_0 is convex and has a reference measure, and $\inf_{P \in \mathcal{P}_0} D_{\text{KL}}(P_1, P) < \infty$, then there exists a unique sub-probability measure P_0 that satisfies

$$D_{\text{KL}}(P_1, P_0) = \inf_{P \in \mathcal{P}_0} D_{\text{KL}}(P_1, P). \quad (40)$$

This P_0 is defined as the RPr of P_1 on \mathcal{P}_0 .

Recently, [4] significantly generalized this definition by exploiting a certain duality of the RPr with e-variables. They first show that for any null \mathcal{P}_0 and simple alternative P_1 , there always exists a (P_1 almost surely) unique and strictly positive e-variable B^* called the *numeraire*, such that for any other e-variable B for \mathcal{P}_0 , $\mathbb{E}_{P_1}[B/B^*] \leq 1$ (“numeraire” property, closely related to Cover’s optimal portfolios). An equivalent statement is that for any e-variable B for \mathcal{P}_0 , $\mathbb{E}_{P_1} \log(B^*/B) \geq 0$ (“log-optimality”; see also [2, 6]). This implies that the growth rate of B^* , $\mathbb{E}_{P_1} \log(B^*)$, is larger than that of any other e-variable B . It is somewhat remarkable that the existence and uniqueness of such an optimal e-variable can be established under absolutely no assumptions on \mathcal{P}_0 and P_1 . [4] then define a measure P_0 by defining its likelihood ratio (Radon-Nikodym derivative) with respect to P_1 , $\frac{dP_0}{dP_1} := \frac{1}{B^*}$. This P_0 is the more general definition of the Reverse Information Projection (RIPr) of P_1 onto \mathcal{P}_0 , and it can be shown to match Li’s original definition under his additional assumptions (of convexity, reference measure, and finiteness of D_{KL}). Further, a very general strong duality holds between B^* and P_0 that we omit here for brevity.

In what follows, the RPr P_0 is the sole representative of the composite null \mathcal{P}_0 , and even though it may be a sub-probability measure in general, we can still proceed as if we were dealing with a simple null. We elaborate below.

4.2.2 Robustifying the numeraire

Let P_0 be the RPr of P_1 on the null \mathcal{P}_0 . Suppose, for $j = 1, 2$, p_j be the density of P_j with respect to some common dominating measure μ . Let, $k = \int p_0 d\mu$. Note that since P_0 is a sub-probability measure, we have $k \leq 1$. We obtain $q_{j,\epsilon}$ as defined in (14) and (15). We calculate the numbers $0 \leq c', c'' \leq \infty$ are determined such that $q_{0,\epsilon}$ is a sub-probability density with $\int q_{0,\epsilon} d\mu = k$ and $q_{1,\epsilon}$ is a probability density:

$$(1 - \epsilon) \left\{ P_0 [p_1/p_0 < c''] + \frac{1}{c''} P_1 [p_1/p_0 \geq c''] \right\} = k, \quad (41)$$

$$(1 - \epsilon) \{ P_1 [p_1/p_0 > c'] + c' P_0 [p_1/p_0 \leq c'] \} = 1. \quad (42)$$

We choose ϵ sufficiently small, then $c' < c''$ and we have $\frac{q_{1,\epsilon}(x)}{q_{0,\epsilon}(x)} = \max\{c', \min\{c'', \frac{p_1(x)}{p_0(x)}\}\}$. Define $R_{0,\epsilon}^{\text{RIPr}} = 1$ and $R_{n,\epsilon}^{\text{RIPr}} = R_{n-1,\epsilon}^{\text{RIPr}} \times B_\epsilon(X_n)$, $n = 1, 2, \dots$ where

$$B_\epsilon(x) := \frac{\frac{q_{1,\epsilon}(x)}{q_{0,\epsilon}(x)}}{\sup_{P \in \mathcal{P}_0} \mathbb{E}_{X \sim P} \left[\frac{q_{1,\epsilon}(X)}{q_{0,\epsilon}(X)} \right] + (c'' - c')\epsilon}. \quad (43)$$

The term $\sup_{P \in \mathcal{P}_0} \mathbb{E}_{X \sim P} \left[\frac{q_{1,\epsilon}(X)}{q_{0,\epsilon}(X)} \right]$ might not have a closed form expression, in that case, we need to rely on numerical approximations in practice. In parametric setting, one can discretize the parameter space in \mathcal{P}_0 by selecting a grid of finitely many representative points, and at each grid point, we approximate the expectation using Monte Carlo sampling, where we generate independent samples from the corresponding distribution and compute the empirical mean of the likelihood ratio. The final approximation is then obtained by taking the maximum

over all the values at the grid points. However, in many simple settings, we have that the RIPr satisfies the maximum, i.e.,

$$\sup_{P \in \mathcal{P}_0} \mathbb{E}_{X \sim P} \left[\frac{q_{1,\epsilon}(X)}{q_{0,\epsilon}(X)} \right] = \mathbb{E}_{X \sim P_0} \left[\frac{q_{1,\epsilon}(X)}{q_{0,\epsilon}(X)} \right]. \quad (44)$$

When this condition holds, computing the test supermartingale becomes significantly simpler. Next, we provide a sufficient condition under which this equality is guaranteed.

Proposition 4.5. *Suppose that $\{P_\theta : \theta \in \Theta\}$ is some exponential family distribution with one-dimensional sufficient statistic for the parameter θ . Let $P_1 = P_{\theta_1}$ and $\mathcal{P}_0 = \{P_\theta : \theta \in \Theta_0\}$ are such that $\sup \Theta_0 \leq \theta_1$ (or $\inf \Theta_0 \geq \theta_1$). Then, the RIPr, P_0 , is $P_{\theta_0^*}$, where $\theta_0^* = \sup \Theta_0$ (or $\theta_0^* = \inf \Theta_0$), and (44) holds.*

The above result also holds for a general monotone likelihood ratio family, eg., see [41] [Chapter 2.6.1].

Now, we observe that, under our adaptive null contamination model, for any possible conditional distribution of X_n conditioned on $X^{n-1} = x^{n-1}$ (denoted as $Q_n = Q_n(x^{n-1})$), there exists $P_{0,n} \in \mathcal{P}_0$, such that $D_{TV}(Q_n, P_{0,n}) \leq \epsilon$. Then,

$$\begin{aligned} & \mathbb{E}_{Q_n} [B_\epsilon(X_n) \mid X^{n-1} = x^{n-1}] \\ &= \mathbb{E}_{Q_n} \left[\frac{\frac{q_{1,\epsilon}(X_n)}{q_{0,\epsilon}(X_n)}}{\sup_{P \in \mathcal{P}_0} \mathbb{E}_{X \sim P} \left[\frac{q_{1,\epsilon}(X)}{q_{0,\epsilon}(X)} \right] + (c'' - c')\epsilon} \mid X^{n-1} = x^{n-1} \right] \\ &\leq \frac{\mathbb{E}_{Q_n} \left[\frac{q_{1,\epsilon}(X_n)}{q_{0,\epsilon}(X_n)} \mid X^{n-1} = x^{n-1} \right]}{\mathbb{E}_{P_{0,n}} \left[\frac{q_{1,\epsilon}(X_n)}{q_{0,\epsilon}(X_n)} \right] + (c'' - c')\epsilon} \\ &\leq 1. \end{aligned}$$

The last inequality follows from (36), since the conditional distribution $Q_n = Q_n(x^{n-1})$ satisfies $D_{TV}(Q_n, P_{0,n}) \leq \epsilon$. We immediately conclude the following.

Theorem 4.6. *Suppose that $\epsilon > 0$ is sufficiently small such that we have $c'' > c'$. Then, $R_{n,\epsilon}^{RIPr}$ is a test supermartingale for the adaptive null contamination model $\mathcal{H}_0^{\epsilon,\infty}$. Hence, recalling (11), the stopping time*

$$\tau^* = \inf\{n : R_{n,\epsilon}^{RIPr} \geq 1/\alpha\} \quad (45)$$

at which we reject \mathcal{P}_0^ϵ yields a level- α sequential test.

It turns out that similar results can be established for the composite null case, akin to those observed in the simple null versus simple alternative scenario.

Theorem 4.7. *Suppose that $\epsilon > 0$ be sufficiently small such that we have $c'' > c'$ and $X_1, X_2, \dots \stackrel{iid}{\sim} Q \in H_1^\epsilon$. Then, as $n \rightarrow \infty$,*

$$\frac{\log R_{n,\epsilon}^{RIPr}}{n} \rightarrow r_{RIPr}^{Q,\epsilon} \text{ almost surely for some constant } r_{RIPr}^{Q,\epsilon}$$

and the growth rate,

$$r_{RIPr}^\epsilon = \inf_{Q \in H_1^\epsilon} r_{RIPr}^{Q, \epsilon} \geq D_{\text{KL}}(Q_{1, \epsilon}, Q_{0, \epsilon}) - 2(\log c'' - \log c')\epsilon - \log \left(\sup_{P \in \mathcal{P}_0} \mathbb{E}_P \frac{q_{1, \epsilon}(X)}{q_{0, \epsilon}(X)} + (c'' - c')\epsilon \right).$$

The next theorem shows that the growth rate of our test converges to $\inf_{P \in \mathcal{P}_0} D_{\text{KL}}(P_1, P)$, as $\epsilon \rightarrow 0$. And it is the optimal e-power or growth rate for testing \mathcal{P}_0 vs. \mathcal{P}_1 [2, 6].

Theorem 4.8. *If (44) holds, then the growth rate of our test, $r_{RIPr}^\epsilon \rightarrow \inf_{P \in \mathcal{P}_0} D_{\text{KL}}(P_1, P)$, as $\epsilon \rightarrow 0$.*

This result shows that the growth rate of our robust test supermartingale for composite null is asymptotically optimal as ϵ approaches zero.

4.3 Combining robust predictable plug-in and robust numeraire: composite null vs. composite alternative

In this section, we address the most general scenario, when both the null \mathcal{P}_0 and the alternative \mathcal{P}_1 are composite. We will assume that there exists a common reference measure for \mathcal{P}_1 and \mathcal{P}_0 so that we can associate the distributions with their densities. To handle small deviations from the idealized models, we test \mathcal{P}_0^ϵ vs. \mathcal{P}_1^ϵ , defined in (20) or (21).

Our approach combines plug-in and RIPr methods from the last two sections. At each time n , let $\hat{p}_{1,n}$ be some robust estimate of the density of the data based on past observations X^{n-1} which belongs to the alternative. Let $\hat{P}_{1,n}$ be the distribution corresponding to the density $\hat{p}_{1,n}$ and $\hat{P}_{1,n} \in \mathcal{P}_1$. Let $\hat{P}_{0,n}$ be the reverse information projection (RIPr) of $\hat{P}_{1,n}$ on the null \mathcal{P}_0 .

Now we define $\hat{q}_{n,j,\epsilon}$ similarly as $q_{j,\epsilon}$ was defined in (15) (for $j = 0, 1$).

$$\hat{q}_{n,0,\epsilon}(x) = \begin{cases} (1 - \epsilon) \hat{p}_{0,n}(x), & \text{for } \hat{p}_{1,n}(x)/\hat{p}_{0,n}(x) < c_n'', \\ \frac{1}{c_n''} (1 - \epsilon) \hat{p}_{1,n}(x), & \text{for } \hat{p}_{1,n}(x)/\hat{p}_{0,n}(x) \geq c_n''; \end{cases} \quad (46)$$

$$\hat{q}_{n,1,\epsilon}(x) = \begin{cases} (1 - \epsilon) \hat{p}_{1,n}(x), & \text{for } \hat{p}_{1,n}(x)/\hat{p}_{0,n}(x) > c_n', \\ c_n' (1 - \epsilon) \hat{p}_{0,n}(x), & \text{for } \hat{p}_{1,n}(x)/\hat{p}_{0,n}(x) \leq c_n'. \end{cases} \quad (47)$$

$k_n = \int \hat{p}_{0,n} d\mu$. Since P_0 is a sub-probability measure, we have $k_n \leq 1$. We calculate the numbers $0 \leq c_n', c_n'' \leq \infty$ are determined such that $\hat{q}_{n,0,\epsilon}$ is a sub-probability density with $\int \hat{q}_{n,0,\epsilon} d\mu = k_n$ and $\hat{q}_{n,1,\epsilon}$ is a probability density:

$$\hat{P}_{0,n} [\hat{p}_{1,n}/\hat{p}_{0,n} < c_n''] + \frac{1}{c_n''} \hat{P}_{1,n} [\hat{p}_{1,n}/\hat{p}_{0,n} \geq c_n''] = \frac{k_n}{(1 - \epsilon)}, \quad (48)$$

$$\hat{P}_{1,n} [\hat{p}_{1,n}/\hat{p}_{0,n} > c_n'] + c_n' \hat{P}_{0,n} [\hat{p}_{1,n}/\hat{p}_{0,n} \leq c_n'] = \frac{1}{(1 - \epsilon)}. \quad (49)$$

Note that if $c_n' < c_n''$, we have $\frac{\hat{q}_{n,1,\epsilon}(x)}{\hat{q}_{n,0,\epsilon}(x)} = \max\{c_n', \min\{c_n'', \frac{\hat{p}_{1,n}(x)}{\hat{p}_{0,n}(x)}\}\}$. Define $R_{0,\epsilon}^{\text{RIPr,plug-in}} = 1$ and

$R_{n,\epsilon}^{\text{RIPr,plug-in}} = R_{n-1,\epsilon}^{\text{RIPr,plug-in}} \times \hat{B}_{n,\epsilon}(X_n), n = 1, 2, \dots$ where

$$\hat{B}_{n,\epsilon}(x) := \begin{cases} \frac{\frac{\hat{q}_{n,1,\epsilon}(x)}{\hat{q}_{n,0,\epsilon}(x)}}{\sup_{P \in \mathcal{P}_0} \mathbb{E}_P \left[\frac{\hat{q}_{n,1,\epsilon}(X)}{\hat{q}_{n,0,\epsilon}(X)} \mid X^{n-1} = x^{n-1} \right] + (c_n'' - c_n')\epsilon}, & \text{if } c_n' < c_n'', \\ 1, & \text{otherwise.} \end{cases} \quad (50)$$

As noted in the previous section, $\sup_{P \in \mathcal{P}_0} \mathbb{E}_{X \sim P} \left[\frac{\hat{q}_{n,1,\epsilon}(X)}{\hat{q}_{n,0,\epsilon}(X)} \mid X^{n-1} \right]$ might not have a closed form expression; in that case, we need to rely on numerical approximations. We now show that this construction yields a valid test for the adaptive contamination model $\mathcal{H}_0^{\epsilon,\infty}$ defined in the previous section. Under $\mathcal{H}_0^{\epsilon,\infty}$, for any possible conditional distribution $Q_n = Q_n(x^{n-1})$ of X_n conditioned on $X^{n-1} = x^{n-1}$, there exists $P_{0,n} \in \mathcal{P}_0$, such that $D_{\text{TV}}(Q_n, P_{0,n}) \leq \epsilon$. Then,

$$\begin{aligned} & \mathbb{E}_{Q_n}[\hat{B}_{n,\epsilon}(X_n) \mid X^{n-1} = x^{n-1}] \\ & \leq \mathbb{I}_{c_n' \geq c_n''} + \frac{\mathbb{E}_{Q_n} \left[\frac{\hat{q}_{n,1,\epsilon}(X_n)}{\hat{q}_{n,0,\epsilon}(X_n)} \mid X^{n-1} = x^{n-1} \right] \mathbb{I}_{c_n' < c_n''}}{\mathbb{E}_{P_{0,n}} \left[\frac{\hat{q}_{n,1,\epsilon}(X_n)}{\hat{q}_{n,0,\epsilon}(X_n)} \mid X^{n-1} = x^{n-1} \right] + (c_n'' - c_n')\epsilon} \\ & \leq \mathbb{I}_{c_n' \geq c_n''} + \mathbb{I}_{c_n' < c_n''} = 1. \end{aligned}$$

The last inequality follows from (36), since the conditional distribution Q_n satisfies $D_{\text{TV}}(Q_n, P_{0,n}) \leq \epsilon$. We immediately conclude the following.

Theorem 4.9. $R_{n,\epsilon}^{\text{RIPr,plug-in}}$ is a test supermartingale for the adaptive null contamination model $\mathcal{H}_0^{\epsilon,\infty}$. Hence, recalling (11), if

$$\tau^* = \inf\{n : R_{n,\epsilon}^{\text{RIPr,plug-in}} \geq 1/\alpha\} \quad (51)$$

is the stopping time at which we reject \mathcal{P}_0^ϵ , then this yields a level- α sequential test.

While the type-I error control holds without any additional assumptions, establishing the growth rate of the test requires additional assumptions. The main challenge lies in the fact that even if we assume $\hat{p}_{1,n}$ to be a strongly consistent estimator, it does not guarantee that the corresponding sequence of reverse information projections, $\hat{p}_{0,n}$, would converge in the almost sure sense. So, we need to explicitly assume the convergence of $\hat{p}_{0,n}$, as formalized below.

Assumption 4.10. If $\hat{p}_{1,n}$ satisfies Theorem 4.2, then $\hat{p}_{0,n} \rightarrow p_0^H$ almost surely as $n \rightarrow \infty$, where p_0^H is the density of the measure P_0^H , which is the RIPr of P_1^H on \mathcal{P}_0 .

Theorem A.5 provides an example where the above assumption fails to hold. To provide a concrete example where the assumption does hold, consider a one-parameter exponential family of densities written in canonical form

$$p_\theta(x) = h(x) \exp(\theta T(x) - A(\theta)), \quad (52)$$

where $A : \mathbb{R} \rightarrow \mathbb{R}$ is a convex, differentiable function and

$$\mathcal{P}_0 = \{P_\theta : \theta \in [a, b]\} \text{ and } \mathcal{P}_1 = \{P_\theta : \theta \in \Theta_1\}, \quad (53)$$

for some $-\infty \leq a \leq b \leq \infty, \Theta_1 \subseteq \Theta$ is such that $\Theta_1 \cap [a, b] = \emptyset$.

Proposition 4.11. *For a one-parameter exponential family of the form (52), the testing problem in (53) satisfies Theorem 4.10.*

Note that Theorem 4.10 is not restricted to univariate problems. Consider the multivariate Gaussian testing setup: $\mathcal{P}_0 = \{N_d(\boldsymbol{\mu}, I_d) : \mu_1 \leq a, \mu_2 = \dots = \mu_d = 0\}$ and $\mathcal{P}_1 = \{N_d(\boldsymbol{\mu}, I_d) : \mu_1 \geq b\}$, for some $a < b$. The KL divergence between two such distributions is given by $D_{\text{KL}}(N_d(\boldsymbol{\mu}, I_d), N_d(\boldsymbol{\mu}', I_d)) = \frac{1}{2} \|\boldsymbol{\mu}' - \boldsymbol{\mu}\|_2^2$. It is straightforward to verify that for $\boldsymbol{\mu}^* = (a, 0, \dots, 0)$,

$$D_{\text{KL}}(P, N_d(\boldsymbol{\mu}^*, I_d)) = \inf_{P_0 \in \mathcal{P}_0} D_{\text{KL}}(P, P_0), \text{ for any } P \in \mathcal{P}_1.$$

Hence, $\{\hat{p}_{0,n}\}$ is a constant sequence (i.e., for every n , the RPr density $\hat{p}_{0,n}$ is the density of $N_d(\boldsymbol{\mu}^*, I_d)$) and thus Theorem 4.10 holds true.

Theorem 4.12. *Suppose that $X_1, X_2, \dots \stackrel{iid}{\sim} H$, for some distribution $H \in \mathcal{P}_1^\epsilon$ (where \mathcal{P}_1^ϵ is as defined in (20) or (21)) and Theorems 4.2 and 4.10 hold. We consider ϵ being sufficiently small so that $c_H'' > c_H'$, where c_H'', c_H' are solutions of (41) and (42), respectively with P_1 and P_0 being replaced by $P_{\theta_1(H)}$ and the RPr of $P_{\theta_1(H)}$ on \mathcal{P}_0 , respectively. Then,*

$$\frac{1}{n} \log R_{n,\epsilon}^{\text{RPr,plug-in}} \rightarrow r_{\text{RPr,plug-in}}^{H,\epsilon} \text{ almost surely as } n \rightarrow \infty,$$

where $r_{\text{RPr,plug-in}}^{H,\epsilon} \geq D_{\text{KL}}(Q_{1,\epsilon}^H, Q_{0,\epsilon}^H) - 2(\log c_H'' - \log c_H')\epsilon - \log \left(\sup_{P \in \mathcal{P}_0} \mathbb{E}_P \frac{q_{1,\epsilon}^H(X)}{q_{0,\epsilon}^H(X)} + (c_H'' - c_H')\epsilon \right)$, and $Q_{1,\epsilon}^H, Q_{0,\epsilon}^H$ are distributions with densities $q_{1,\epsilon}^H, q_{0,\epsilon}^H$ as defined in (14) and (15) with P_1 and P_0 being replaced by $P_{\theta_1(H)}$ and the RPr of $P_{\theta_1(H)}$ on \mathcal{P}_0 , respectively. If we further assume that for $\theta_1 \in \Theta_1$, the bias $b_{\theta_1}(\epsilon) := \sup_{H: D_{\text{TV}}(H, P_{\theta_1}) \leq \epsilon} |\theta(H) - \theta_1|$ is a real valued function such that $\lim_{\epsilon \rightarrow 0} b_{\theta_1}(\epsilon) = 0$, then we have

$$\lim_{\epsilon \rightarrow 0} \inf_{H: D_{\text{TV}}(H, P_{\theta_1}) \leq \epsilon} r_{\text{RPr,plug-in}}^{H,\epsilon} = r^*,$$

where $r^* = \inf_{P \in \mathcal{P}_0} D_{\text{KL}}(P_{\theta_1}, P)$ is the optimal growth rate for testing \mathcal{P}_0 against P_{θ_1} .

The above theorem provides a bound on the growth rate and proves asymptotic optimality as $\epsilon \rightarrow 0$, under suitable assumptions. For example, [37, Chapter 4] shows that for estimating the location parameter in a contaminated Gaussian model, the sample median $\hat{\theta}_n$ is minimum bias estimator and $b_{\theta_1}(\epsilon) = b_0(\epsilon) = \Phi^{-1}(\frac{1}{2(1-\epsilon)})$, where Φ is the Gaussian CDF. Hence $b_{\theta_1}(\epsilon) \rightarrow \Phi^{-1}(1/2) = 0$, as $\epsilon \rightarrow 0$, and so it meets all the conditions of the theorem.

5 Simulations

In this section, we present a series of simulations designed to evaluate the performance of our robust tests for both simple and composite hypotheses. We use two key parameters in our analysis: ϵ^A , which represents the value of ϵ specified to the test supermartingale and ϵ^R , which denotes the true fraction of data contaminated ($A = \text{Algorithm}$, $R = \text{Reality}$).

5.1 Experiments with simple null

In all the simulation experiments in this subsection, we consider the null P_0 to be $N(0, 1)$, the simple and the composite alternative to be $P_1 = N(\mu_1, 1)$ for some fixed μ_1 and $\mathcal{P}_1 = \{N(\mu, 1) : \mu \neq 0\}$ respectively. For simple null vs simple alternative, we employ the test described in Section 2.2. But for P_0 vs. the composite alternative \mathcal{P}_1 , there is no LFD; hence, we use the test supermartingale introduced in Section 4.1. Both the non-robust predictable plug-in method and our robustified predictable plug-in method for composite alternative, we use the sample median as an estimate of μ . All the results in Fig. 1 and 2 are the average of 10 independent simulations.

Sanity check under the null. In this experiment, samples are simulated independently from the following ϵ_R -contaminated null distribution: $Q = (1 - \epsilon^R) \times N(0, 1) + \epsilon^R \times \text{Cauchy}(-1, 10)$. Here $\epsilon^A = \epsilon^R = 0.01$. This mixture model ensures that the ϵ^R fraction of the sample is drawn from the heavy-tailed Cauchy distribution with location and scale parameters -1 and 10 respectively. For the tests with simple alternative, we consider $\mu_1 = 1$. Fig. 1 illustrates that our robust tests are “safe”, i.e. they do not exhibit growth under the null hypothesis, whereas the non-robust methods show unreliable behaviour with significant fluctuations.

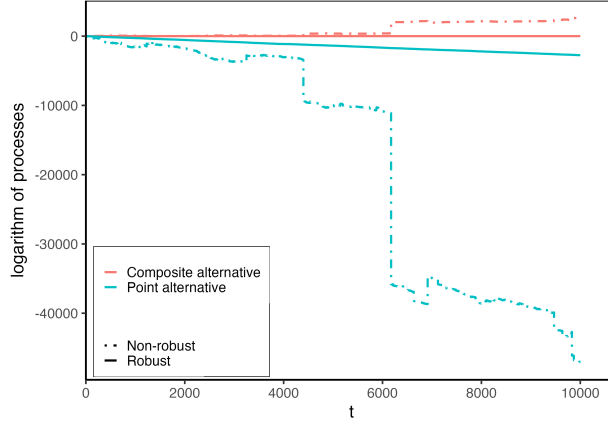


Figure 1: Data is drawn from $(1 - \epsilon^R) \times N(0, 1) + \epsilon^R \times \text{Cauchy}(-1, 10)$ and $P_0 = N(0, 1)$, $P_1 = N(1, 1)$, $\epsilon^A = \epsilon^R = 0.01$. Robust tests are safe, but the non-robust tests exhibit unstable and unreliable behavior.

Growth rate with different contamination. In this experiment, samples are simulated independently from the mixture distribution $(1 - \epsilon^R) \times N(1, 1) + \epsilon^R \times \text{Cauchy}(-1, 10)$ for $\epsilon^R = 10^{-3}, 10^{-2}, 10^{-1}$. This mixture model ensures that the ϵ^R fraction of the sample is drawn from the heavy-tailed Cauchy distribution with location and scale parameters -1 and 10 respectively. For the simple alternative, we consider $\mu_1 = 1$. Fig. 2 shows the growths of processes in logarithmic scale for both simple and composite alternative models: $P_1 = N(1, 1)$ (left) and $\mathcal{P}_1 = \{N(\mu, 1) : \mu \neq 0\}$ (right). As expected, The growth rate of our robust tests increases as ϵ decreases. Notably, both simple and composite tests grow at similar rates

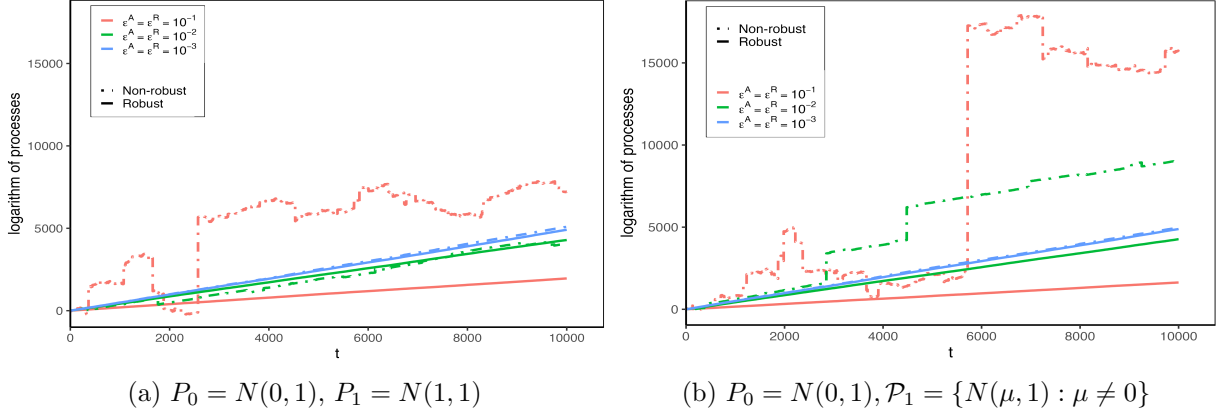


Figure 2: Data is drawn from $(1 - \epsilon^R) \times N(1, 1) + \epsilon^R \times \text{Cauchy}(-1, 10)$ and $P_0 = N(0, 1), \mu_1 = 1$, $\epsilon^A = \epsilon^R = 0.1, 0.01, 0.001$. The growth rate of our robust tests increases as ϵ decreases. As anticipated, The growth rates for our robust tests based on simple and composite alternatives almost overlap. The growth rates for our robust tests based on simple and composite alternatives in the left and right subfigures look similar.

(fig. 2). It is also evident that non-robust tests exhibit highly erratic behavior, even when plotting the averages of 10 independent runs.

5.2 Experiments with composite null

In all the simulation experiments in this subsection, we consider the null to be $\mathcal{P}_0 = \{N(\mu, 1) : -0.5 \leq \mu \leq 0.5\}$, the simple and the composite alternative to be $P_1 = N(1, 1)$ and $\mathcal{P}_1 = \{N(\mu, 1) : \mu \leq -0.5 \text{ or } \mu \geq 0.5\}$ respectively. For this composite null \mathcal{P}_0 and simple alternative P_1 , $(N(0.5, 1), N(1, 1))$ is the LFD pair and we employ the test described in Section 3.2. For this composite null \mathcal{P}_0 and composite alternative \mathcal{P}_1 , there is no LFD. So, we use our robustified predictable plug-in method for composite alternative, as described in Section 4.3 with the sample median as an estimate of μ . All the results in Fig. 3 and 4 are the average of 10 independent simulations.

Sanity check under the null. In this experiment, samples are simulated independently from the following ϵ_R -contaminated null distribution: $Q = (1 - \epsilon^R) \times N(0, 1) + \epsilon^R \times \text{Cauchy}(-1, 10)$. Here $\epsilon^A = \epsilon^R = 0.01$. For the tests with simple alternative, we consider $\mu_1 = 1$. Fig. 3 illustrates that our robust tests are “safe”, i.e. they do not exhibit growth under the null hypothesis, whereas the non-robust methods show unreliable behavior with significant fluctuations.

Growth rate with different contamination. In this experiment, samples are simulated independently from the mixture distribution $(1 - \epsilon^R) \times N(1, 1) + \epsilon^R \times \text{Cauchy}(-1, 10)$ for $\epsilon^R = 10^{-3}, 10^{-2}, 10^{-1}$. Fig. 4 shows the growths of processes in logarithmic scale for both simple and composite alternative models: $P_1 = N(1, 1)$ (left) and $\mathcal{P}_1 = \{N(\mu, 1) : \mu \leq -0.5 \text{ or } \mu \geq 0.5\}$ (right). As expected, The growth rate of our robust tests increases as ϵ

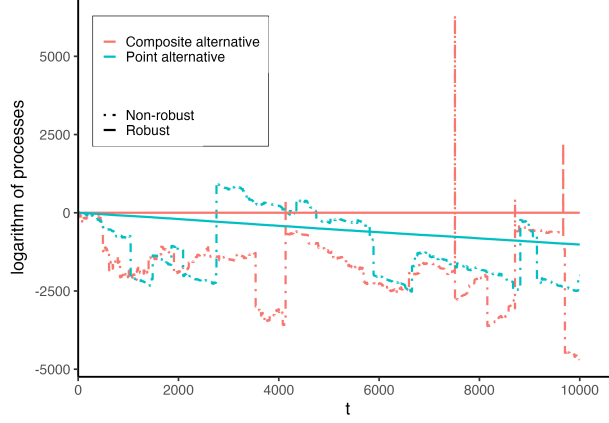


Figure 3: Data is drawn from $(1 - \epsilon^R) \times N(0, 1) + \epsilon^R \times \text{Cauchy}(-1, 10)$. The null is $\mathcal{P}_0 = \{N(\mu, 1) : -0/5 \leq \mu \leq 0/5\}$. Our robust tests are safe, but the non-robust tests exhibit unstable and unreliable behavior.

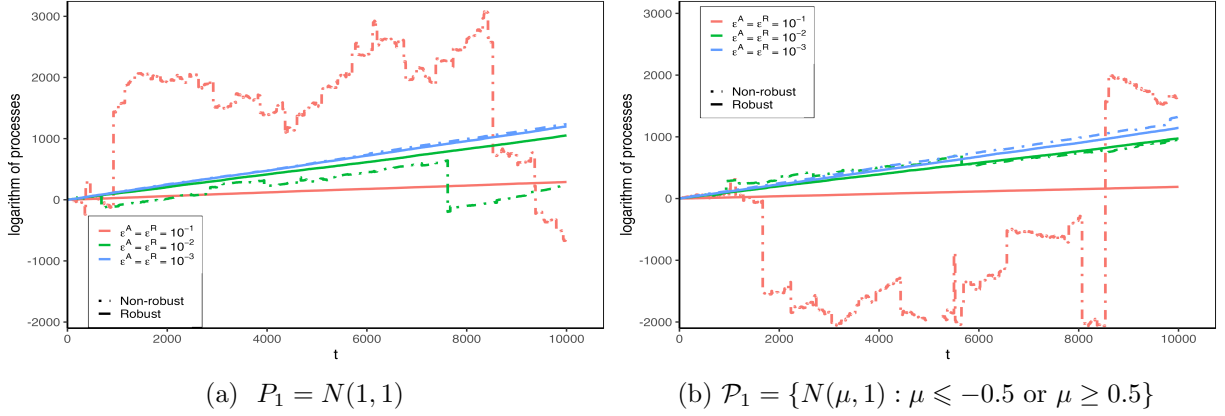


Figure 4: Data is drawn from $(1 - \epsilon^R) \times N(1, 1) + \epsilon^R \times \text{Cauchy}(-1, 10)$ and $\epsilon^A = \epsilon^R = 0.1, 0.01, 0.001$. The growth rate of our robust tests increases as ϵ decreases. As anticipated, The growth rates for our robust tests based on simple and composite alternatives almost overlap. The growth rates for our robust tests based on simple and composite alternatives in the left and right subfigures look similar.

decreases. Notably, both simple and composite tests grow at similar rates (Fig. 4). It is also evident that non-robust tests exhibit highly erratic behavior, even when plotting the averages of 10 independent runs.

5.3 Experiment with multivariate data

To evaluate the performance of our proposed robust likelihood ratio test in higher dimensions, we consider $P_0 = N_d(\mathbf{0}_d, I_d)$ vs. $P_1 = N_d(\mathbf{1}_d, I_d)$, where $\mathbf{0}_d$ and $\mathbf{1}_d$ are d -dimensional vectors whose all elements are 0 and 1 respectively, I_d is the $d \times d$ identity matrix. Data is drawn from ϵ^R contaminated $N_d(\mathbf{1}_d, I_d)$, where $\epsilon^R = 0.1$ fraction of the data is corrupted with d

dimensional i.i.d. Cauchy($-1, 10$) noise. Fig. 5 shows the growths of our processes with $\epsilon^A = \epsilon^R$ (robust) and SPRT (non-robust) in logarithmic scale for $d = 5, 10$ and 15 . Our test supermartingale exhibits stable exponential growth, whereas the non-robust SPRT demonstrates highly unstable behavior under contamination. We observe a higher growth rate of our test supermartingale for higher dimensions, which aligns with the fact that the KL divergence (optimal non-robust growth rate) between $N_d(\mathbf{0}_d, I_d)$ and $N_d(\mathbf{1}_d, I_d)$ increases with d .

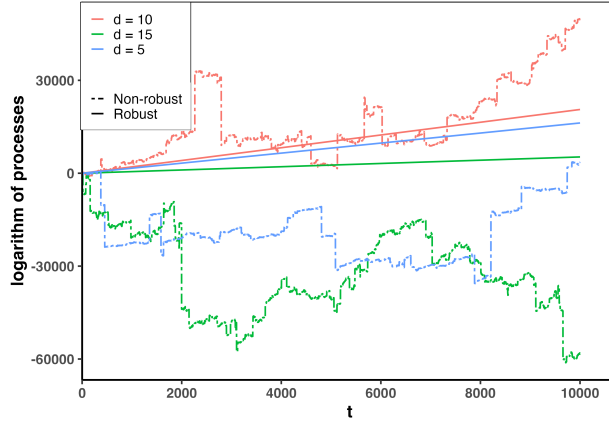


Figure 5: Data is drawn from $N_d(\mathbf{1}_d, I_d)$ contaminated with d dimensional i.i.d. Cauchy($-1, 10$). $\epsilon^R = \epsilon^A = 0.1$.

6 Conclusion

In this paper, we established that the likelihood ratio of the least favorable distribution (LFD) pair forms the log-optimal e-value. Extending Huber’s framework, we proved that if an LFD pair exists for a given composite null and alternative, then the LFDs of Huber’s ϵ -contamination neighborhoods around that pair form the optimal LFD pair for the corresponding robustified hypotheses—thereby yielding log-optimal e-values in this broader setting as well. For general composite nulls and alternatives where an exact LFD pair may not exist, we propose new methods and show that our proposed methods are at least asymptotically optimal as $\epsilon \rightarrow 0$. Establishing finite ϵ optimality for tractable testing procedures remains challenging in that setting. We leave this as an avenue for future research.

Acknowledgments

A part of this work was done while AS was a student at the Indian Statistical Institute, Kolkata. We thank Hongjian Wang, Peter Grünwald, Shubhada Agrawal, and Sivaraman Balakrishnan for helpful conversations. We also thank the anonymous reviewers and AE for their helpful suggestions.

A Proofs

Lemma A.1. As $\epsilon \downarrow 0$, $c'' \uparrow \text{ess sup}_{[\mu]} \frac{p_1}{p_0}$ and $c' \downarrow \text{ess inf}_{[\mu]} \frac{p_1}{p_0}$, and therefore,

$$q_{1,\epsilon}(X)/q_{0,\epsilon}(X) \rightarrow p_1(X)/p_0(X) \text{ almost surely.}$$

Proof of theorem A.1. Define,

$$f(c) = P_0[p_1/p_0 < c] + \frac{1}{c}P_1[p_1/p_0 \geq c] = 1 + \int_{p_1/p_0 \geq c} (1/c - p_0/p_1)p_1 d\mu. \quad (54)$$

Note that $c = c''$ is a solution of the equation $f(c) = \frac{1}{1-\epsilon}$.

$$f(c + \delta) - f(c) = - \int_{c \leq p_1/p_0 \leq c + \delta} \left(\frac{1}{c} - \frac{p_0}{p_1} \right) p_1 d\mu - \frac{\delta}{c(c + \delta)} \int_{p_1/p_0 \geq c + \delta} p_1 d\mu \quad (55)$$

Therefore, $-\frac{\delta}{c(c + \delta)} \leq f(c + \delta) - f(c) \leq -\frac{\delta}{c(c + \delta)}P_1[p_1/p_0 \geq c + \delta]$ for any $\delta > 0$, which implies that f is a continuous and decreasing function.

Let, $c_0 = \text{ess sup}_{[\mu]} \frac{p_1}{p_0}$. If $c_0 < \infty$, we have $f(c) = 1$, for $c \geq c_0$ and for $c < c_0$, $f(c)$ is strictly decreasing because $f(c + \delta) - f(c) \leq -\frac{\delta}{c(c + \delta)}P_1[p_1/p_0 \geq c + \delta] < 0$, for small $\delta > 0$. Therefore, the inverse of f restricted on $[0, c_0]$ (denoted as $f_{[0, c_0]}^{-1}$) is a strictly decreasing and continuous function on the interval $[0, 1]$ and hence, $c'' = f_{[0, c_0]}^{-1}(\frac{1}{1-\epsilon}) \rightarrow f_{[0, c_0]}^{-1}(1) = c_0$, as $\epsilon \rightarrow 0$.

Now, if $c_0 = \infty$, $f(c + \delta) - f(c) \leq -\frac{\delta}{c(c + \delta)}P_1[p_1/p_0 \geq c + \delta] < 0$, for all c and hence f is strictly decreasing with $\lim_{c \rightarrow \infty} f(c) = 1$. Therefore, the inverse of f is a strictly decreasing and continuous function on the interval $[0, 1]$ and hence, $c'' = f_{[0, c_0]}^{-1}(\frac{1}{1-\epsilon}) \rightarrow \infty = c_0$, as $\epsilon \rightarrow 0$.

Thus, we have shown $c'' \uparrow \text{ess sup}_{[\mu]} \frac{p_1}{p_0}$, as $\epsilon \rightarrow 0$. Similarly, one can show that $c' \downarrow \text{ess inf}_{[\mu]} \frac{p_1}{p_0}$, as $\epsilon \rightarrow 0$.

Therefore, $\frac{q_{1,\epsilon}(X)}{q_{0,\epsilon}(X)} = \frac{p_1(X)}{p_0(X)} \mathbb{1}(c' \leq \frac{p_1(X)}{p_0(X)} \leq c'') + c' \mathbb{1}(\frac{p_1(X)}{p_0(X)} < c') + c'' \mathbb{1}(\frac{p_1(X)}{p_0(X)} > c'') \rightarrow \frac{p_1(X)}{p_0(X)}$, μ -almost surely as $\epsilon \rightarrow 0$. \square

Lemma A.2. Suppose that $D_{\text{KL}}(P_1, P_0) < \infty$. Then, $(c'' - c')\epsilon \rightarrow 0$, as $\epsilon \rightarrow 0$.

Proof of theorem A.2. Let, $c_0 = \text{ess sup}_{[\mu]} \frac{p_1}{p_0}$. If $c_0 < \infty$, it follows from Theorem A.1 that $c'' \leq c_0$ and so $c''\epsilon \rightarrow 0$, as $\epsilon \rightarrow 0$.

Now, if $c_0 = \infty$, $c'' \rightarrow \infty$ as $\epsilon \rightarrow 0$.

From (16), $1 + \frac{1}{c''}P_1[p_1/p_0 \geq c''] \geq \frac{1}{1-\epsilon}$, which implies

$$c''\epsilon \leq (1 - \epsilon)P_1[p_1/p_0 \geq c''] \quad (56)$$

If $D_{\text{KL}}(P_1, P_0) < \infty$, we have $\mathbb{E}_{P_1} |\log(p_1/p_0)| < \infty$. Then,

$$P_1[p_1/p_0 \geq c''] = P_1[\log(p_1/p_0) \geq \log c''] \leq P_1[|\log(p_1/p_0)| \geq \log c'']$$

$$\leq \frac{\mathbb{E}_{P_1} |\log(p_1/p_0)|}{\log c''} \rightarrow 0,$$

as $c'' \rightarrow \infty$. Hence, $c''\epsilon \rightarrow 0$, since $c'' \rightarrow \infty$, as $\epsilon \rightarrow 0$ for the case when $c_0 = \infty$. \square

Lemma A.3. *Assume that $P_i(p_1/p_0 = c) = 0$, for all $c \in \mathbb{R}$ and for $i = 0, 1$. If $\hat{p}_{1,n} \rightarrow p_1$ almost surely as $n \rightarrow \infty$ and c'_n, c''_n are solutions of (33) and (34) respectively, then $c''_n \rightarrow c''$ and $c'_n \rightarrow c'$ almost surely as $n \rightarrow \infty$, where c' and c'' are solutions of (16) and (17).*

Proof. Define, $A_n = \{x : \hat{p}_{1,n}(x)/p_0(x) > c\}$ and $A = \{x : p_1(x)/p_0(x) > c\}$.

For $x \in A$ (where $p_1/p_0 > c$): There exists an N such that for all $n \geq N$, $\hat{p}_{1,n}/p_0 > c$. Hence, $x \in A_n$ for $n \geq N$. This implies that:

$$A \subseteq \liminf_{n \rightarrow \infty} A_n.$$

For $x \notin A$ (where $p_1/p_0 \leq c$):

- If $p_1/p_0 < c$, then for sufficiently large n , $\hat{p}_{1,n} < c$, and hence $x \notin A_n$.
- If $p_1/p_0 = c$, then the set of such points forms the boundary. By assumption, this set has zero probability.

Thus:

$$P_1(\limsup_{n \rightarrow \infty} A_n) \leq P_1(A) \leq P_1(\liminf_{n \rightarrow \infty} A_n).$$

Consider:

$$\hat{p}_{1,n}(A_n) = \int_{A_n} \hat{p}_{1,n} d\mu.$$

Since $\hat{p}_{1,n} \rightarrow p_1$ pointwise, Scheffe's theorem gives $\int |\hat{p}_{1,n} - p_1| d\mu \rightarrow 0$.

$$\int_{A_n} \hat{p}_{1,n} d\mu \leq \int_{A_n} p_1 d\mu + \int_{A_n} |\hat{p}_{1,n} - p_1| d\mu \leq \int_{A_n} p_1 d\mu + \int |\hat{p}_{1,n} - p_1| d\mu.$$

Therefore:

$$\limsup_{n \rightarrow \infty} \hat{p}_{1,n}(A_n) \leq \limsup_{n \rightarrow \infty} \int_{A_n} p_1 d\mu = \limsup_{n \rightarrow \infty} P_1(A_n) \leq P_1(\limsup_{n \rightarrow \infty} A_n) \leq P_1(A).$$

Similarly.

$$\int_{A_n} \hat{p}_{1,n} d\mu \geq \int_{A_n} p_1 d\mu - \int_{A_n} |\hat{p}_{1,n} - p_1| d\mu \geq \int_{A_n} p_1 d\mu - \int |\hat{p}_{1,n} - p_1| d\mu.$$

Therefore:

$$\liminf_{n \rightarrow \infty} \hat{p}_{1,n}(A_n) \geq \liminf_{n \rightarrow \infty} \int_{A_n} p_1 d\mu = \liminf_{n \rightarrow \infty} P_1(A_n) \geq P_1(\liminf_{n \rightarrow \infty} A_n) \geq P_1(A).$$

Combining the upper and lower bounds, we conclude:

$$\lim_{n \rightarrow \infty} \hat{p}_{1,n}[\hat{p}_{1,n}/p_0 > c] = P_1[p_1/p_0 > c].$$

Similarly, one can show that

$$\lim_{n \rightarrow \infty} \hat{p}_{1,n}[\hat{p}_{1,n}/p_0 < c] = P_1[p_1/p_0 < c].$$

Define,

$$f_n(c) = P_0[\hat{p}_{1,n}/p_0 < c] + \frac{1}{c}\hat{P}_{1,n}[\hat{p}_{1,n}/p_0 \geq c], \quad f(c) = P_0[p_1/p_0 < c] + \frac{1}{c}P_1[p_1/p_0 \geq c]$$

$$g_n(c) = \hat{P}_{1,n}[\hat{p}_{1,n}/p_0 > c] + cP_0[\hat{p}_{1,n}/p_0 \leq c], \quad g(c) = P_1[p_1/p_0 > c] + cP_0[p_1/p_0 \leq c].$$

Then, it follows from what we have shown above that $f_n \rightarrow f$ and $g_n \rightarrow g$ pointwise. In theorem A.1, we have shown that f_n, g_n, f, g are all strictly monotone and continuous. Therefore, pointwise convergence implies uniform convergence, and hence, $c_n'' = f_n^{-1}(\frac{1}{1-\epsilon}) \rightarrow f^{-1}(\frac{1}{1-\epsilon}) = c''$ and $c_n' = g_n^{-1}(\frac{1}{1-\epsilon}) \rightarrow g^{-1}(\frac{1}{1-\epsilon}) = c'$. \square

Proof of Theorem 4.3. We have $\hat{p}_{1,n} \rightarrow p_1^H$. It follows from theorem A.3 that $c_n'' \rightarrow c_H'', c_n' \rightarrow c_H'$. Therefore, for any fixed ϵ , $\hat{q}_{n,1,\epsilon}/\hat{q}_{n,0,\epsilon} \rightarrow q_{1,\epsilon}^H/q_{0,\epsilon}^H$ almost surely as $n \rightarrow \infty$ and by bounded convergence theorem, $\mathbb{E}_{X|X^{n-1} \sim P_0} \left[\frac{\hat{q}_{n,1,\epsilon}(X)}{\hat{q}_{n,0,\epsilon}(X)} \mid X^{n-1} \right] \rightarrow \mathbb{E}_{X|X^{n-1} \sim P_0} \left[\frac{q_{1,\epsilon}^H(X)}{q_{0,\epsilon}^H(X)} \mid X^{n-1} \right]$ as $n \rightarrow \infty$ and that would immediately imply $\log \hat{E}_{\epsilon,n}(X_n) - \log E_\epsilon^H(X_n) \rightarrow 0$ almost surely as $n \rightarrow \infty$, where

$$E_\epsilon^H(x) = \frac{\frac{q_{1,\epsilon}^H(x)}{q_{0,\epsilon}^H(x)}}{\mathbb{E}_{X|X^{n-1} \sim P_0} \left[\frac{q_{1,\epsilon}^H(X)}{q_{0,\epsilon}^H(X)} \mid X^{n-1} \right] + (c_H'' - c_H')\epsilon}. \quad (57)$$

Therefore,

$$\frac{1}{n} \log R_{n,\epsilon}^{\text{plug-in}} = \frac{1}{n} \sum_{i=1}^n \left(\log \hat{E}_{\epsilon,i}(X_i) - \log E_\epsilon^H(X_i) \right) + \frac{1}{n} \sum_{i=1}^n \log E_\epsilon^H(X_i) \rightarrow \mathbb{E}_H \log E_\epsilon^H(X),$$

almost surely, since the first term converges to 0 (since $\log \hat{E}_{\epsilon,n}(X_n) - \log E_\epsilon^H(X_n) \rightarrow 0$ and hence their average would converge to 0) and the second term converges to $r_{H,\epsilon}^{\text{plug-in}} = \mathbb{E}_H \log E_\epsilon^H(X)$, by SLLN.

Now, one can easily show that

$$r_{H,\epsilon}^{\text{plug-in}} = \mathbb{E}_H \log E_\epsilon^H(X) \geq D_{\text{KL}}(Q_{1,\epsilon}^H, Q_{0,\epsilon}^H) - 2(\log c_H'' - \log c_H')\epsilon - \log(1 + 2(c_H'' - c_H')\epsilon).$$

\square

Proposition A.4. Assume that (44) holds and $\inf_{P \in \mathcal{P}_0} D_{\text{KL}}(P_1, P) < \infty$. Then, $B_\epsilon(x) \rightarrow B^*(x)$ μ -almost surely as $\epsilon \rightarrow 0$. In other words, for any fixed $n \in \mathbb{N}$, $R_{n,\epsilon}^{\text{RIPr}} \rightarrow \prod_{i=1}^n p_1(X_i)/p_0(X_i)$ μ -almost surely as $\epsilon \rightarrow 0$.

Proof. It is easy to verify that theorem A.1 and theorem A.2 holds when P_0 is sub-probability distribution as well. Now, theorem A.1 implies $\frac{q_{1,\epsilon}(X)}{q_{0,\epsilon}(X)} \rightarrow \frac{p_1(X)}{p_0(X)}$ almost surely, as $\epsilon \rightarrow 0$ and therefore, $\mathbb{E}_P \frac{q_{1,\epsilon}(X)}{q_{0,\epsilon}(X)} \rightarrow \mathbb{E}_P \frac{p_1(X)}{p_0(X)}$, as $\epsilon \rightarrow 0$. Since $0 \leq c' < c''$, theorem A.2 implies $(c'' - c')\epsilon \rightarrow 0$, since we assumed $D_{\text{KL}}(P_1, P_0) < \infty$.

Since $\frac{p_1(X)}{p_0(X)}$ is an e-variable for \mathcal{P}_0 [4], we have $\mathbb{E}_P \frac{p_1(X)}{p_0(X)} \leq 1$, for all $P \in \mathcal{P}_0$, i.e., $\sup_{P \in \mathcal{P}_0} \mathbb{E}_P \frac{p_1(X)}{p_0(X)} \leq 1$.

To show the reverse inequality, define, $B'(x) := \frac{\frac{p_1(X)}{p_0(X)}}{\sup_{P \in \mathcal{P}_0} \mathbb{E}_P \frac{p_1(X)}{p_0(X)}}$. Then it is clear that $\mathbb{E}_P B'(X) \leq 1$ for all $P \in \mathcal{P}_0$. Since $\frac{p_1(X)}{p_0(X)}$ is log-optimal, we have $\mathbb{E}_P \log B'(X) \leq \mathbb{E}_P \log \frac{p_1(X)}{p_0(X)}$, which implies $\sup_{P \in \mathcal{P}_0} \mathbb{E}_P \frac{p_1(X)}{p_0(X)} \geq 1$.

Combining the above two arguments, we obtain $\sup_{P \in \mathcal{P}_0} \mathbb{E}_P \frac{p_1(X)}{p_0(X)} = 1$.

Note that

$$\sup_{P \in \mathcal{P}_0} \mathbb{E}_P \frac{q_{1,\epsilon}(X)}{q_{0,\epsilon}(X)} = \mathbb{E}_{P_0} \frac{q_{1,\epsilon}(X)}{q_{0,\epsilon}(X)} \rightarrow \mathbb{E}_{P_0} \frac{p_1(X)}{p_0(X)} = 1,$$

as $\epsilon \rightarrow 0$. Therefore,

$$\sup_{P \in \mathcal{P}_0} \mathbb{E}_P \left[\frac{q_{1,\epsilon}(X)}{q_{0,\epsilon}(X)} \right] \rightarrow 1, \text{ as } \epsilon \rightarrow 0 \quad (58)$$

Thus, we obtain $B_\epsilon(X) \rightarrow B^*(X)$ almost surely as $\epsilon \rightarrow 0$ and for any $n \in \mathbb{N}$,

$$R_{n,\epsilon}^{\text{RIPr}} = \prod_{i=1}^n B_\epsilon(X_i) \xrightarrow{a.s.} \prod_{i=1}^n B^*(X_i) = \prod_{i=1}^n p_1(X_i)/p_0(X_i) \text{ as } \epsilon \rightarrow 0. \quad (59)$$

□

Proof of Theorem 4.5. We prove it for $\theta_0^* = \sup \Theta_0 \leq \theta_1$ only, and the other case, when $\inf \Theta_0 \geq \theta_1$ can be proved in the same way. The first part that the RIPr is $P_{\theta_0^*}$ follows from the proof of Theorem 4.11. The exponential family $\{P_\theta\}$ with one-dimensional sufficient statistic $T(x)$ satisfies the monotone likelihood ratio (MLR) property in $T(x)$, and since $\frac{p_{\theta_1}(x)}{p_{\theta_0^*}(x)}$ is non-decreasing in $T(x)$, it follows that $\frac{q_{1,\epsilon}(X)}{q_{0,\epsilon}(X)} = \max\{c', \min\{p_{\theta_0^*}(X)/p_{\theta_1}(X), c''\}\}$ is also non-decreasing in $T(x)$. It follows from properties of MLR families that $T(X)$ is stochastically increasing in θ . That is, for $X \sim P_\theta$ and $X' \sim P_{\theta^*}$ with $\theta \leq \theta^*$, we have $P(T(X) > x) \leq P(T(X') > x)$ for all x , which is denoted as $T(X) \preceq_{\text{st}} T(X')$ (see e.g., [42, Chapter 3.4]) and hence,

$$\frac{q_{1,\epsilon}(X)}{q_{0,\epsilon}(X)} \preceq_{\text{st}} \frac{q_{1,\epsilon}(X')}{q_{0,\epsilon}(X')}.$$

Therefore, it immediately follows that

$$\mathbb{E}_{P_\theta} \left(\frac{q_{1,\epsilon}(X)}{q_{0,\epsilon}(X)} \right) \leq \mathbb{E}_{P_{\theta^*}} \left(\frac{q_{1,\epsilon}(X)}{q_{0,\epsilon}(X)} \right), \forall \theta \in \Theta_0.$$

Thus, (44) holds. □

Proof of Theorem 4.7. By SLLN,

$$\frac{\log R_{n,\epsilon}^{\text{RIPr}}}{n} \rightarrow r_{\text{RIPr}}^{Q,\epsilon} \text{ almost surely,} \quad (60)$$

where $r_{\text{RIPr}}^{Q,\epsilon} = \mathbb{E}_Q \log \frac{q_{1,\epsilon}(X)}{q_{0,\epsilon}(X)} - \log \left(\sup_{P \in \mathcal{P}_0} \mathbb{E}_{X \sim P} \left[\frac{q_{1,\epsilon}(X)}{q_{0,\epsilon}(X)} \right] + (c'' - c')\epsilon \right)$.

Note that $D_{\text{TV}}(Q_{1,\epsilon}, Q) < 2\epsilon$, so

$$\left| \mathbb{E}_Q \log \frac{q_{1,\epsilon}(X)}{q_{0,\epsilon}(X)} - \mathbb{E}_{Q_{1,\epsilon}} \log \frac{q_{1,\epsilon}(X)}{q_{0,\epsilon}(X)} \right| \leq 2(\log c'' - \log c')\epsilon. \quad (61)$$

Therefore,

$$r_{\text{RIPr}}^\epsilon = \inf_{Q \in H_1^\epsilon} r_{\text{RIPr}}^{Q,\epsilon} \geq D_{\text{KL}}(Q_{1,\epsilon}, Q_{0,\epsilon}) - 2(\log c'' - \log c')\epsilon - \log \left(\sup_{P \in \mathcal{P}_0} \mathbb{E}_P \frac{q_{1,\epsilon}(X)}{q_{0,\epsilon}(X)} + (c'' - c')\epsilon \right).$$

□

Proof of Theorem 4.8. From (41), we get $(1 - \epsilon)(k + \frac{1}{c'}) \geq k$, which implies $kc'' \leq \frac{1}{\epsilon} - 1$. Similarly, from (17), we get $kc' \geq \frac{\epsilon}{1 - \epsilon}$. Therefore, $(\log c'' - \log c')\epsilon \rightarrow 0$, as $\epsilon \rightarrow 0$. From theorem A.1, we have $E_{P_1} \log \frac{q_{1,\epsilon}(X)}{q_{0,\epsilon}(X)} \rightarrow D_{\text{KL}}(P_1, P_0)$, as $\epsilon \rightarrow 0$. Note that $D_{\text{TV}}(P_1, Q) \leq \epsilon$, so

$$\left| \mathbb{E}_Q \log \frac{q_{1,\epsilon}(X)}{q_{0,\epsilon}(X)} - \mathbb{E}_{P_1} \log \frac{q_{1,\epsilon}(X)}{q_{0,\epsilon}(X)} \right| \leq (\log c'' - \log c')\epsilon. \quad (62)$$

Therefore, $\mathbb{E}_Q \log \frac{q_{1,\epsilon}(X)}{q_{0,\epsilon}(X)} \rightarrow D_{\text{KL}}(P_1, P_0)$, as $\epsilon \rightarrow 0$. From theorem A.2 and (58), we have

$\log \left(\sup_{P \in \mathcal{P}_0} \mathbb{E}_{X \sim P} \left[\frac{q_{1,\epsilon}(X)}{q_{0,\epsilon}(X)} \right] + (c'' - c')\epsilon \right) \rightarrow 0$. Hence,

$$r_{\text{RIPr}}^{Q,\epsilon} = \mathbb{E}_Q \log \frac{q_{1,\epsilon}(X)}{q_{0,\epsilon}(X)} - \log \left(\sup_{P \in \mathcal{P}_0} \mathbb{E}_{X \sim P} \left[\frac{q_{1,\epsilon}(X)}{q_{0,\epsilon}(X)} \right] + (c'' - c')\epsilon \right) \rightarrow D_{\text{KL}}(P_1, P_0). \quad (63)$$

Thus, $r_{\text{RIPr}}^\epsilon = \inf_{Q \in H_1^\epsilon} r_{\text{RIPr}}^{Q,\epsilon} \rightarrow D_{\text{KL}}(P_1, P_0)$, as $\epsilon \rightarrow 0$. □

Proposition A.5. Consider the null hypothesis that the mean is at most μ : $\mathcal{P}_0 = \{P \in \mathcal{M}_1 : \mathbb{E}_P[X] \leq \mu\}$, where \mathcal{M}_1 denotes the set of all probability measures on $[0, 1]$. Let Q_n be a sequence of probability measures with densities q_n that converge pointwise to a density q , corresponding to some measure Q . Let P_n^* denote the reverse information projection (RIPr) of Q_n onto \mathcal{P}_0 , and let p_n^* be its density. Let P^* denote the RIPr of Q onto \mathcal{P}_0 , with density p^* . Then, there exists such a sequence (Q_n) for which $p_n^* \not\rightarrow p^*$ pointwise.

Proof. It follows from [4][Section 5.2] that the RIPr of Q_n on \mathcal{P}_0 satisfies $\frac{p_n^*(x)}{q_n(x)} = \frac{1}{1 + \lambda_n^*(x - \mu)}$, where $\lambda^* \in (0, 1/\mu)$ is the solution of the equation

$$\mathbb{E}_{Q_n} \left[\frac{Z - \mu}{1 + \lambda_n^*(Z - \mu)} \right] = 0. \quad (64)$$

We can write $p_n^*(x) = \frac{q_n(x)}{1+\lambda_n^*(x-\mu)}$. We are given that $q_n(x) \rightarrow q(x)$ as $n \rightarrow \infty$. We construct a counterexample to show that the RIPr is not continuous under pointwise convergence of the alternative densities.

Fix $\mu = 0.5$, and define q to be the density of a binary distribution:

$$q(x) = \begin{cases} \frac{1}{2} & \text{if } x = 0, \\ \frac{1}{2} & \text{if } x = 1, \\ 0 & \text{otherwise.} \end{cases}$$

One can easily check that the RIPr of Q onto \mathcal{P}_0 is itself: $P^* = Q$, since Q is an element of \mathcal{P}_0 (also, $\lambda^* = 0$ solving (64)).

Now define a sequence of densities (q_n) as follows:

$$q_n(x) = \left(1 - \frac{1}{n}\right) q(x) + \frac{1}{n} \delta_n(x),$$

i.e., we add a small mass $\frac{1}{n}$ at $x = n$. Then $q_n \rightarrow q$ pointwise as $n \rightarrow \infty$. Let Q_n be the distribution corresponding to q_n .

Now from (64), we get a quadratic equation $A_n \lambda_n^{*2} + B_n \lambda_n^* + C = 0$, where

$$\begin{aligned} A_n &= -\mu(1 - \mu)(n - \mu), \\ B_n &= \frac{1}{2} \left(1 - \frac{1}{n}\right) [-\mu(n + 1 - 2\mu) + (1 - \mu)(n - 2\mu)] + \frac{1}{n} (n - \mu)(1 - 2\mu), \\ C_n &= \frac{1}{2} \left(1 - \frac{1}{n}\right) (1 - 2\mu) + \frac{1}{n} (n - \mu). \end{aligned}$$

Therefore, $A_n C_n \not\rightarrow 0$ and hence, $\lambda_n^* \not\rightarrow 0$ as $n \rightarrow \infty$. Consequently, $p_n^* \not\rightarrow p^*$ pointwise. \square

Proof of Theorem 4.11. Let, P_{θ^*} be the RIPr of P_{θ_1} on $\mathcal{P}_0 = \{P_\theta : \theta \in [a, b] \text{ for some } -\infty \leq a \leq b \leq \infty\}$ and $\theta_1 \notin [a, b]$. Then we shall show that P_{θ^*} has density p_{θ^*} , where θ^* is the closest element in $[a, b]$ from θ_1 .

It is enough to show that $\mathbb{E}_{\theta_1}(p_\theta/p_{\theta^*}) \leq 1$, for all $\theta \in \theta_0$ [4, Theorem 4.7]. Now,

$$\begin{aligned} \mathbb{E}_{\theta_1}(p_\theta(X)/p_{\theta^*}(X)) &= \mathbb{E}_{\theta_1}(\exp\{(\theta_1 - \theta^*)T_k(X) - A(\theta) + A(\theta^*)\}) \\ &= \int \exp\{(\theta_1 - \theta^*)T_k(x) - A(\theta) + A(\theta^*) + \theta_1 T(x) - A(\theta_1)\} h(x) dx \\ &= \exp\{A(\theta_1 - \theta^* + \theta_1) - A(\theta) + A(\theta^*) - A(\theta_1)\} \end{aligned}$$

Since A is convex, its derivative A' is increasing and either $\theta_1 < \theta^* \leq \theta$ or $\theta_1 > \theta^* \geq \theta$. So,

$$\begin{aligned} A(\theta_1 - \theta^* + \theta_1) - A(\theta_1) &= \int_0^1 (\theta - \theta^*) A'(\theta_1 + t(\theta - \theta^*)) dt \\ &\leq \int_0^1 (\theta - \theta^*) A'(\theta_1 + t(\theta^* - \theta^*)) dt \end{aligned}$$

$$= A(\theta) - A(\theta^*).$$

Therefore, $\mathbb{E}_{\theta_1}(p_\theta/p_{\theta^*}) \leq 1$, for all $\theta \in \theta_0$.

Since $\hat{\theta}_n \rightarrow \theta_1(H)$, $\hat{\theta}_n^*$ converges to either a or b , we call the limit $\theta_0(H)$. We have $\hat{\theta}_n^* \rightarrow \theta_0(H)$. We also have shown above that the RPr P_0^H of P_1^H has density $p_0^H = p_{\theta_0(H)}$. So, we now have that $\hat{p}_{0,n} \rightarrow p_0^H$. Therefore, Theorem 4.10 holds. \square

Proof of Theorem 4.12. By the above lemma, its RPr would have density $\hat{p}_{0,n} = p_{\hat{\theta}_n^*}$, where $\hat{\theta}_n^*$ is the nearest element in $[a, b]$ from $\hat{\theta}_n \notin [a, b]$ (so $\hat{\theta}_n^*$ is either a or b). Since $\hat{\theta}_n \rightarrow \theta_1(H)$, $\hat{\theta}_n^*$ converges to either a or b , we call the limit $\theta_0(H)$. We have $\hat{\theta}_n^* \rightarrow \theta_0(H)$. By lemma, we also have that the RPr P_0^H of P_1^H has density $p_0^H = p_{\theta_0(H)}$. Therefore, we now have that $\hat{p}_{0,n} \rightarrow p_0^H$, and $\hat{p}_{1,n} \rightarrow p_1^H$. Define,

$$B_\epsilon^H(x) = \frac{\frac{q_{1,\epsilon}^H(x)}{q_{0,\epsilon}^H(x)}}{\sup_{P \in \mathcal{P}_0} \mathbb{E}_{X \sim P} \left[\frac{q_{1,\epsilon}^H(X)}{q_{0,\epsilon}^H(X)} \right] + (c_H'' - c_H')\epsilon}.$$

Since $c_n'' \rightarrow c_H''$, $c_n' \rightarrow c_H'$, we have $\hat{q}_{n,1,\epsilon}/\hat{q}_{n,0,\epsilon} \rightarrow q_{1,\epsilon}^H/q_{0,\epsilon}^H$ almost surely as $n \rightarrow \infty$ and that would immediately imply $\log \hat{B}_{\epsilon,i}(X_i) - \log B_\epsilon^H(X_i) \rightarrow 0$ almost surely as $n \rightarrow \infty$.

$$\frac{1}{n} \log R_{n,\epsilon}^{\text{plug-in, RPr}} = \frac{1}{n} \sum_{i=1}^n \left(\log \hat{B}_{n,\epsilon}(X_i) - \log B_\epsilon^H(X_i) \right) + \frac{1}{n} \sum_{i=1}^n \log B_\epsilon^H(X_i) \rightarrow r_{\text{RPr, plug-in}}^{H,\epsilon},$$

since the first term converges to 0 and the second term converges to $r_{\text{RPr, plug-in}}^{Q,\epsilon} = \mathbb{E}_H \log B_\epsilon^H(X)$, by SLLN. Imitating the proof in Theorem 4.7,

$$\begin{aligned} r_{\text{RPr, plug-in}}^{H,\epsilon} &= \mathbb{E}_H \log B_\epsilon^H(X) \\ &\geq \mathbb{E}_{P_{\theta_1}} \log(q_{1,\epsilon}^H/q_{0,\epsilon}^H) - (\log c_H'' - \log c_H')\epsilon - \log \left(\sup_{P \in \mathcal{P}_0} \mathbb{E}_P \frac{q_{1,\epsilon}^H(X)}{q_{0,\epsilon}^H(X)} + (c_H'' - c_H')\epsilon \right). \end{aligned}$$

$$\text{From (56), } c_H''\epsilon \leq (1 - \epsilon)P_1^H [p_1^H/p_0 \geq c_H''] \leq \frac{\mathbb{E}_{P_{\theta_1(H)}} |\log(p_{\theta_1(H)}/p_{\theta_0(H)})|}{\log c_H''}.$$

$$\text{So, } \lim_{\epsilon \rightarrow 0} \sup_{H: D_{\text{TV}}(H, P_{\theta_1}) \leq \epsilon} c_H''\epsilon \leq \lim_{\epsilon \rightarrow 0} \sup_{H: D_{\text{TV}}(H, P_{\theta_1}) \leq \epsilon} \frac{\mathbb{E}_{P_{\theta_1(H)}} |\log(p_{\theta_1(H)}/p_{\theta_0(H)})|}{\log c_H''} = 0, \text{ since}$$

$$\lim_{\epsilon \rightarrow 0} \sup_{H: D_{\text{TV}}(H, P_{\theta_1}) \leq \epsilon} \mathbb{E}_{P_{\theta_1(H)}} |\log(p_{\theta_1(H)}/p_{\theta_0(H)})| < \infty, \text{ as } b_{\theta_1}(\epsilon) < \infty \text{ and}$$

$$\lim_{\epsilon \rightarrow 0} \inf_{H: D_{\text{TV}}(H, P_{\theta_1}) \leq \epsilon} \log c_H'' = \infty.$$

Therefore, $\lim_{\epsilon \rightarrow 0} \sup_{H: D_{\text{TV}}(H, P_{\theta_1}) \leq \epsilon} (c_H'' - c_H')\epsilon = 0$ and $\lim_{\epsilon \rightarrow 0} \sup_{H: D_{\text{TV}}(H, P_{\theta_1}) \leq \epsilon} (\log c_H'' - \log c_H')\epsilon = 0$.

$$\text{Note that } \frac{q_{1,\epsilon}^H(X)}{q_{0,\epsilon}^H(X)} = \min\{c_H', \max\{c_H'', \exp((\theta_1(H) - \theta_0(H))T(x) - A(\theta_1(H)) + A(\theta_0(H)))\}\}.$$

Since $\lim_{\epsilon \rightarrow 0} \sup_{H: D_{\text{TV}}(H, P_{\theta_1}) \leq \epsilon} |\theta_1(H) - \theta_1| = 0$, $\lim_{\epsilon \rightarrow 0} \sup_{H: D_{\text{TV}}(H, P_{\theta_1}) \leq \epsilon} |\theta_0(H) - \theta_0| = 0$, where θ_0 is the RPr corresponding to θ_1 (using previous lemma).

Therefore, $\lim_{\epsilon \rightarrow 0} \sup_{H: D_{\text{TV}}(H, P_{\theta_1}) \leq \epsilon} \sup_{P \in \mathcal{P}_0} \mathbb{E}_P \frac{q_{1,\epsilon}^H(X)}{q_{0,\epsilon}^H(X)} = \sup_{P \in \mathcal{P}_0} \mathbb{E}_P \frac{p_{\theta_1}(X)}{p_{\theta_0}(X)} = 1$

Similarly, $\lim_{\epsilon \rightarrow 0} \inf_{H: D_{\text{TV}}(H, P_{\theta_1}) \leq \epsilon} \mathbb{E}_{P_{\theta_1}} \log(q_{1,\epsilon}^H/q_{0,\epsilon}^H) = \mathbb{E}_{P_{\theta_1}} \left(\log \frac{p_{\theta_1}(X)}{p_{\theta_0}(X)} \right) = D_{\text{KL}}(P_{\theta_1}, P_{\theta_0})$.

Therefore, we proved

$$\inf_{H: D_{\text{TV}}(H, P_{\theta_1}) \leq \epsilon} r_{\text{RIPr,plug-in}}^{H,\epsilon} \rightarrow r^*.$$

□

References

- [1] P. J. Huber, “A robust version of the probability ratio test,” *The Annals of Mathematical Statistics*, pp. 1753–1758, 1965.
- [2] P. Grünwald, R. de Heide, and W. M. Koolen, “Safe testing,” *Journal of the Royal Statistical Society Series B: Statistical Methodology*, 2024.
- [3] L. Wasserman, A. Ramdas, and S. Balakrishnan, “Universal inference,” *Proceedings of the National Academy of Sciences*, vol. 117, no. 29, pp. 16880–16890, 2020.
- [4] M. Larsson, A. Ramdas, and J. Ruf, “The numeraire e-variable and reverse information projection,” *Annals of Statistics (in print)*, 2025.
- [5] Q. J. Li, “Estimation of mixture models,” *PhD Thesis*, 1999.
- [6] T. Lardy, P. Grünwald, and P. Harremoës, “Reverse information projections and optimal e-statistics,” *IEEE Transactions of Information Theory*, 2024.
- [7] J. L. Kelly, “A new interpretation of information rate,” *The Bell System Technical Journal*, vol. 35, no. 4, pp. 917–926, 1956.
- [8] T. M. Cover, “Log optimal portfolios,” in *Chapter in “Gambling Research: Gambling and Risk Taking,” Seventh International Conference*, vol. 4, 1987.
- [9] J. Shin, A. Ramdas, and A. Rinaldo, “E-detectors: A nonparametric framework for sequential change detection,” *The New England Journal of Statistics in Data Science*, vol. 2, no. 2, pp. 229–260, 2023.
- [10] A. Saha and A. Ramdas, “Post-detection inference for sequential changepoint localization,” *arXiv preprint arXiv:2502.06096*, 2025.
- [11] A. Ramdas, P. Grünwald, V. Vovk, and G. Shafer, “Game-theoretic statistics and safe anytime-valid inference,” *Statistical Science*, 2023.
- [12] G. Shafer and V. Vovk, *Game-theoretic foundations for probability and finance*, vol. 455. John Wiley & Sons, 2019.
- [13] A. Ramdas, J. Ruf, M. Larsson, and W. M. Koolen, “Testing exchangeability: Fork-convexity, supermartingales and e-processes,” *International Journal of Approximate Reasoning*, vol. 141, pp. 83–109, 2022.

- [14] J. Ville, “Etude critique de la notion de collectif,” *Bull. Amer. Math. Soc.*, vol. 45, no. 11, p. 824, 1939.
- [15] S. R. Howard, A. Ramdas, J. McAuliffe, and J. Sekhon, “Time-uniform Chernoff bounds via nonnegative supermartingales,” *Probability Surveys*, 2020.
- [16] S. R. Howard, A. Ramdas, J. McAuliffe, and J. Sekhon, “Time-uniform, nonparametric, nonasymptotic confidence sequences,” *Annals of Statistics*, 2021.
- [17] A. Wald, “Sequential tests of statistical hypotheses,” *The Annals of Mathematical Statistics*, vol. 16, no. 2, pp. 117–186, 1945.
- [18] D. A. Darling and H. Robbins, “Some nonparametric sequential tests with power one,” *Proceedings of the National Academy of Sciences*, vol. 61, no. 3, pp. 804–809, 1968.
- [19] H. Robbins, “Statistical methods related to the law of the iterated logarithm,” *The Annals of Mathematical Statistics*, vol. 41, no. 5, pp. 1397–1409, 1970.
- [20] G. Shafer, “Testing by betting: A strategy for statistical and scientific communication,” *Journal of the Royal Statistical Society Series A: Statistics in Society*, vol. 184, no. 2, pp. 407–431, 2021.
- [21] I. Waudby-Smith and A. Ramdas, “Estimating means of bounded random variables by betting,” *Journal of the Royal Statistical Society Series B (Methodology)*, with discussion, 2023.
- [22] L. Breiman, “Optimal gambling systems for favorable games,” *Proceedings of the Fourth Berkeley Symposium on Mathematical Statistics and Probability*, 1961.
- [23] J. W. Tukey, “A survey of sampling from contaminated distributions,” *Contributions to probability and statistics*, pp. 448–485, 1960.
- [24] P. J. Huber, “Robust confidence limits,” *Zeitschrift für Wahrscheinlichkeitstheorie und verwandte Gebiete*, vol. 10, no. 4, pp. 269–278, 1968.
- [25] P. J. Huber, “Robust estimation of a location parameter,” *The Annals of Mathematical Statistics*, pp. 73–101, 1964.
- [26] F. J. Anscombe, “Rejection of outliers,” *Technometrics*, vol. 2, no. 2, pp. 123–146, 1960.
- [27] P. J. Bickel, “On some robust estimates of location,” *The Annals of Mathematical Statistics*, pp. 847–858, 1965.
- [28] R. Gao, L. Xie, Y. Xie, and H. Xu, “Robust hypothesis testing using Wasserstein uncertainty sets,” *Advances in Neural Information Processing Systems*, vol. 31, 2018.
- [29] J. Wang and Y. Xie, “A data-driven approach to robust hypothesis testing using Sinkhorn uncertainty sets,” in *2022 IEEE International Symposium on Information Theory (ISIT)*, pp. 3315–3320, IEEE, 2022.
- [30] A. Magesh, Z. Sun, V. V. Veeravalli, and S. Zou, “Robust hypothesis testing with moment constrained uncertainty sets,” in *ICASSP 2023-2023 IEEE International Conference on Acoustics, Speech and Signal Processing (ICASSP)*, pp. 1–5, IEEE, 2023.

- [31] Z. Sun and S. Zou, “Kernel robust hypothesis testing,” *IEEE Transactions on Information Theory*, vol. 69, no. 10, pp. 6619–6638, 2023.
- [32] B. Park, S. Balakrishnan, and L. Wasserman, “Robust universal inference,” *arXiv preprint arXiv:2307.04034*, 2023.
- [33] H. Wang and A. Ramdas, “Huber-robust confidence sequences,” in *International Conference on Artificial Intelligence and Statistics*, pp. 9662–9679, PMLR, 2023.
- [34] S. Agrawal, T. Mathieu, D. Basu, and O.-A. Maillard, “Crimed: Lower and upper bounds on regret for bandits with unbounded stochastic corruption,” in *Proceedings of The 35th International Conference on Algorithmic Learning Theory*, vol. 237 of *Proceedings of Machine Learning Research*, pp. 74–124, 2024.
- [35] P. X. Quang, “Robust sequential testing,” *The Annals of Statistics*, pp. 638–649, 1985.
- [36] H. Poor, “Robust decision design using a distance criterion,” *IEEE Transactions on Information Theory*, vol. 26, no. 5, pp. 575–587, 1980.
- [37] P. Huber, *Robust Statistics*. Wiley Series in Probability and Statistics - Applied Probability and Statistics Section Series, Wiley, 2004.
- [38] A. Wald, “Sequential analysis.,” *Wiley, New York*, 1947.
- [39] I. Waudby-Smith and A. Ramdas, “Confidence sequences for sampling without replacement,” *Advances in Neural Information Processing Systems*, vol. 33, pp. 20204–20214, 2020.
- [40] A. Saha and A. Ramdas, “Testing exchangeability by pairwise betting,” in *International Conference on Artificial Intelligence and Statistics*, pp. 4915–4923, PMLR, 2024.
- [41] A. Ramdas and R. Wang, “Hypothesis testing with e-values,” *Foundations and Trends in Statistics*, vol. 1, no. 1, 2025.
- [42] E. L. Lehmann, J. P. Romano, *et al.*, *Testing statistical hypotheses*, vol. 3. Springer, 1986.