

Camouflaged Object Tracking: A Benchmark

Xiaoyu Guo, Pengzhi Zhong, Hao Zhang, Defeng Huang, Huikai Shao, Qijun Zhao, and Shuiwang Li*

Abstract—Visual tracking has seen remarkable advancements, largely driven by the availability of large-scale training datasets that have enabled the development of highly accurate and robust algorithms. While significant progress has been made in tracking general objects, research on more challenging scenarios, such as tracking camouflaged objects, remains limited. Camouflaged objects, which blend seamlessly with their surroundings or other objects, present unique challenges for detection and tracking in complex environments. This challenge is particularly critical in applications such as military, security, agriculture, and marine monitoring, where precise tracking of camouflaged objects is essential. To address this gap, we introduce the Camouflaged Object Tracking Dataset (COTD), a specialized benchmark designed specifically for evaluating camouflaged object tracking methods. The COTD dataset comprises 200 sequences and approximately 80,000 frames, each annotated with detailed bounding boxes. Our evaluation of 20 existing tracking algorithms reveals significant deficiencies in their performance with camouflaged objects. To address these issues, we propose a novel tracking framework, HiPTrack-MLS, which demonstrates promising results in improving tracking performance for camouflaged objects. COTD and code are available at <https://github.com/openat25/HiPTrack-MLS>.

Index Terms—Visual tracking; Camouflaged object tracking; Benchmark

I. INTRODUCTION

IN recent years, the field of visual tracking has made significant advances, largely due to the widespread use of large-scale training datasets. The richness of these datasets has facilitated the development of high-precision and robust tracking algorithms [1]–[8]. Although substantial progress has been made in general object tracking, research into more specialized and challenging scenarios remains limited. Among these, tracking camouflaged objects is particularly difficult because these targets seamlessly blend into their surroundings, making them hard to detect with the naked eye and significantly increasing tracking complexity [9], [10].

Camouflaged objects play a crucial role in several critical applications across various domains. For instance, in the military and defense sector, the ability to identify and track camouflaged objects, such as hidden weapons or concealed enemy units, is vital for battlefield awareness and operational




Fig. 1. Generic object tracking (a) and camouflaged object tracking (b). Compared to generic object tracking, tracking camouflaged objects is more challenging due to their tendency to blend into the background, resulting in indistinguishable visual features.

success [11], [12]. In the field of autonomous driving, camouflaged objects, such as animals or debris that blend into the road environment, pose significant challenges for vehicle perception systems [13]–[15]. In medical imaging, camouflaged objects often take the form of pathological regions, such as tumors that are difficult to distinguish from surrounding healthy tissue [16], [17]. Additionally, in wildlife monitoring and ecological research, camouflaged animals often need to be tracked without disturbing their natural behavior [18]–[20].

Distinguishing camouflaged objects from backgrounds is crucial but challenging due to factors like background clutter, boundary blurring, texture mimicry, color similarity, varying lighting, and occlusion [9], [10], [21]. Addressing these challenges can significantly advance applications involving camouflaged objects [22]–[26]. Recent computer vision techniques, particularly in Camouflaged Object Detection (COD) and Camouflaged Object Segmentation (COS), have made notable progress. COD identifies objects blending into their surroundings, while COS further separates them from backgrounds by classifying each pixel [27]–[29]. Ongoing research in these areas continues to push boundaries, promising innovations to tackle real-world challenges related to camouflaged objects.

Deep learning has significantly advanced COD and COS, with methods like MirrorNet [29], PFNet [21], and S-MGL [30] improving accuracy by learning from large datasets. Benchmark datasets such as NC4K [26] and COD10K [27] have been crucial for this progress. However, Camouflaged Object Tracking (COT), which involves consistent identification of camouflaged objects in videos, remains under-explored. COT requires refined feature extraction and sophisticated algorithms to handle changes in position, scale, and appearance, as well as to manage uncertainties and coexisting objects [31]–[33]. A critical gap exists: there is no specialized dataset for COT. This absence limits the development and evaluation of COT algorithms, as existing datasets may not capture the unique challenges of camouflaged objects. Without a dedicated

*Corresponding author.

Xiaoyu Guo, Pengzhi Zhong, Hao Zhang, Defeng Huang, and Shuiwang Li are with the College of Computer Science and Engineering, Guilin University of Technology, China, 541006 and Guangxi Key Laboratory of Embedded Technology and Intelligent System, Guilin University of Technology, China, 541004 (e-mail: guoxiaoyu@glut.edu.cn; zhongpengzhi@glut.edu.cn; zhanghao@glut.edu.cn; huangdefeng@glut.edu.cn; lishuiwang0721@glut.edu.cn).

Huikai Shao is with the School of Automation Science and Engineering, Xi'an Jiaotong University, Xi'an, Shaanxi 710049, China (e-mail: shao-huikai@xjtu.edu.cn).

Qijun Zhao is with the College of Computer Science, Sichuan University, Sichuan 610065, China (e-mail: qjzhao@scu.edu.cn).

dataset, researchers struggle to test their models against these specific nuances.

In this work, we take the first step in addressing the challenging task of tracking camouflaged objects by introducing the Camouflaged Object Tracking Dataset (COTD). COTD features a diverse range of camouflaged objects across various environments, specifically designed to push the boundaries of camouflaged object tracking algorithms. The dataset includes 200 sequences totaling around 80,000 frames, with each sequence meticulously annotated with detailed bounding boxes and relevant attributes for comprehensive performance evaluation and analysis. Fig. 1 demonstrates the differences between generic object tracking and camouflaged object tracking. Compared with generic object tracking, where targets are more distinguishable from their backgrounds, tracking camouflaged objects is notably more challenging as these objects blend seamlessly with their surroundings. This blending creates ambiguous visual cues that significantly complicate the tracking process. Our extensive dataset captures a broad spectrum of real-world scenarios involving camouflaged objects, laying a solid foundation for developing and evaluating new tracking algorithms that adapt to these conditions. We also conducted extensive evaluations of 20 state-of-the-art tracking algorithms and found that current methods often struggle with the complexities introduced by camouflaged objects, indicating the need for substantial improvements. By releasing COTD, we aim to advance tracking technology to address the unique challenges posed by camouflaged targets and ultimately enhance the accuracy and reliability of visual tracking systems across various applications. The main contributions of this paper are as follows:

- We introduce COTD, the first benchmark for tracking camouflaged objects, with 200 meticulously annotated sequences. COTD presents unique challenges not addressed by existing benchmarks and may inspire further research in this area.
- We thoroughly evaluate 20 state-of-the-art trackers on COTD, highlighting their limitations, setting performance benchmarks, and inspiring future research in tracking camouflaged objects.
- We introduce HIPTrack-MLS, a novel tracker that leverages multi-level features to enhance performance, establishing a stronger baseline for future research in tracking camouflaged objects.

II. RELATED WORKS

A. Visual Tracking Algorithms

DCF-based trackers, like the early MOSSE filter [34], treat visual tracking as an online regression problem. Enhancements such as scale filters and regularization techniques have been introduced to improve robustness [35]–[39]. However, these trackers still struggle with complex conditions due to their reliance on handcrafted features. To overcome these challenges, deep learning-based trackers have become popular. A key innovation was SiamFC [40], which used Siamese networks to learn a similarity function for generating response maps. Subsequent methods like SiamRPN++ [41], SiamR-CNN [42],

SiamCAR [43], and Ocean [44] further enhanced accuracy and robustness. Recently, Vision Transformers (ViTs) [45] have introduced new possibilities for visual tracking, offering potential for streamlining and unifying tracking frameworks [45]–[48]. For example, OStrack [48] combines feature extraction with relational modeling for efficient single-stream tracking, and HIPTrack [49] introduces a history prompting network for more precise guidance. However, most current research focuses on generic object tracking, with less attention given to specialized scenarios like camouflaged object tracking. In this work, we introduce a dataset for tracking camouflaged objects and enhance HIPTrack with multi-level features to address this challenge.

B. Visual Tracking Benchmarks

Currently, there are two main types of benchmark datasets: general benchmarks and specific benchmarks [50]. 1) **General Benchmarks:** Many large-scale benchmarks have been introduced for training deep learning-based trackers. For example, TrackingNet [51] aims to provide resources for training and evaluating general object tracking algorithms, containing over 30,000 sequences. GOT-10K [52] includes over 10,000 videos from the WordNet semantic hierarchy to develop the generalization capability of trackers. LaSOT [53] encompasses 1,400 long-term video sequences, with an additional 150 sequences and a new evaluation scheme. 2) **Specific Benchmarks:** UAV123 [54] focuses on low-altitude drone object tracking, containing 123 sequences captured by drones. CDTB [55] and PTB [56] are designed to evaluate tracking performance in RGB-D videos, where D represents depth images. TOTB [50] specializes in tracking transparent objects, collecting 225 videos from 15 categories of transparent objects. Recently, TSFMO [57] has been introduced for tracking small and fast-moving objects, while TRO [58] focuses on tracking reflected objects. Additionally, BihOT [59] contains 49 videos and 42K frames, focusing on hyperspectral camouflage. UW-COT220 [60] focuses on underwater camouflage.

C. Dealing with camouflaged Objects in Vision

Camouflaged objects blend into their surroundings due to similar textures, colors, and patterns, making them hard to distinguish. To address this, recent computer vision techniques have been developed. Fan et al. [27] introduced Camouflaged Object Detection (COD) with the COD10K dataset and the SINet framework for efficient detection. Liu et al. [28] proposed a scale-adaptive correlation filter for Camouflaged Object Segmentation (COS). Cheng et al. [22] developed a Video Camouflaged Object Detection (VCOD) framework with the MoCA-Mask dataset. Hu et al. [61] addressed visual camouflage in UAV surveillance. However, Camouflaged Object Tracking (COT), which involves consistent identification of camouflaged objects in videos, remains under-explored. To bridge this gap, we introduce the Camouflaged Object Tracking Dataset (COTD) to support algorithm development and evaluation for COT.




Fig. 2. Some examples of annotations for COTD. Each sequence is annotated with axis-aligned bounding boxes and attributes.

III. CONSTRUCTION OF THE COTD DATASET

A. Data Collection

To thoroughly assess the performance of camouflaged object tracking algorithms, we develop a novel benchmark dataset known as the Camouflaged Object Tracking Dataset (COTD). COTD offers a diverse and high-quality platform for advancing and evaluating camouflaged object tracking technologies. Our rigorous and extensive data collection process involves extensive internet searches and scientific literature mining, initially gathering hundreds of potential high-quality videos. These videos encompass a variety of environments, including forests, grasslands, oceans, deserts, and snowfields, each carefully selected to exhibit distinct behaviors and motion patterns of camouflaged targets.

In the video selection process, we apply stringent criteria to ensure the high quality and practicality of the data. Specifically, videos are evaluated and selected based on three main criteria: 1) the diversity and complexity of the environment, 2) the frequency with which targets cross frame boundaries, and 3) the overall length and continuity of the videos. We prioritize videos that present additional challenges, such as a high degree of similarity between targets and backgrounds. Due to resource constraints in collecting, processing, and annotating video data, we select 200 sequences for the benchmark test. This ensures that each video is of high quality with comprehensive annotations, adhering to our available time, budget, and manpower constraints. The COTD dataset comprises 20 categories, namely: bird, bug, butterfly, cat, crab, dog, fish, frog, grasshopper, leopard, lizard, mantis, octopus, person, phasmatodea, seahorse, rabbit, shrimp, snake, and spider. To visually represent the composition of the dataset, we create a chart illustrating the number of sequences per category. Additionally, we generate a series of graphs depicting the maximum, minimum, and average number of frames for each category. These visual aids not only enhance the understanding of the dataset's diversity but also highlight the challenges

TABLE I
AUC (%) COMPARISON OF STATE-OF-THE-ART TRACKERS ON THE COTD AND GENERIC OBJECT TRACKING BENCHMARKS.

Dataset	COTD	TrackingNet [51]	LaSOT [53]
HIPTrack [62]	68.0	84.5	72.7
ROMTrack [63]	66.3	84.1	71.4
DropTrack [47]	67.4	84.1	71.8
ARTrack [64]	66.7	85.1	72.6
SeqTrack [65]	64.1	83.9	71.5
GRM [66]	64.8	84.0	69.9
SimTrack [67]	63.9	83.4	70.5

in tracking camouflaged objects across different scenarios. Fig. 3 provides a detailed view of the frame characteristics for each category, such as the range and average number of frames. These figures are crucial in demonstrating the dataset's comprehensiveness and its potential as a robust benchmark for evaluating the performance of camouflaged object tracking algorithms. Additionally, to highlight the challenges associated with tracking camouflaged objects, we evaluate seven state-of-the-art trackers on the COTD dataset and compare them with two popular generic object tracking benchmarks. The AUC results are presented in Table I. Notably, the AUC of these trackers on the TrackingNet benchmark is more than 15.0% higher than on the COTD dataset, underscoring the significant challenges posed by tracking camouflaged objects.

Compared to existing benchmark datasets, the COTD (ours) dataset focuses on tracking camouflaged objects, which presents a unique challenge in the field of visual single-object tracking. A summarized comparison with existing benchmarks is reported in Table II. The COTD dataset includes 200 videos and 80,000 frames, surpassing in quantity the 100 videos and 59K frames of OTB100 [68], as well as the 70 videos and 15.8K frames of DTB70 [70]. Furthermore, compared to BihOT [59] and UW-COT220 [60], COTD has a higher focus on camouflage tracking. BihOT contains 49 videos and 42K frames, specializing in hyperspectral camouflage, while UW-COT220, although it includes 220 videos and 159K frames,

TABLE II
COMPARISON OF CURRENT POPULAR BENCHMARKS FOR VISUAL SINGLE OBJECT TRACKING IN THE LITERATURE. * INDICATES THAT ONLY THE TEST SET OF EACH DATASET IS REPORTED.

Benchmark	Year	Videos	Total frames	classes	Attr.	Avg.frames	Resolution	Visual annotation	Feature
OTB100 [68]	2015	100	59K	16	11	590	128×96 ~ 800×336	BBox	short-term
UAV123 [69]	2016	123	113K	9	12	915	720×480 ~ 1280×720	BBox	UAV
DTB70 [70]	2017	70	15.8K	-	11	225	1280×720 ~ 1280×720	BBox	UAV
UAVDT [71]	2018	50	37.1K	3	8	742	960×540 ~ 1024×540	BBox	UAV
WebUAV3M [72]	2022	4500	3.3M	223	17	710	608×320 ~ 1982×1088	BBox	UAV
TrackingNet* [51]	2018	511	226K	27	15	441.47	270×360 ~ 1280×720	BBox	large scale
LaSOT* [53]	2019	280	685K	85	14	2447.71	202×360 ~ 1280×720	BBox	category balance
GOT-10k* [52]	2019	180	23K	84	6	133.33	270×480 ~ 3840×2160	BBox	generic
VOT [73]	2016	60	21K	37	9	357.58	320×180 ~ 1280×720	BBox	annual
TSFMO250 [57]	2022	250	51K	26	12	202.72	720×404 ~ 1310×720	BBox	small and fast moving
TRO [58]	2024	200	70K	-	12	349.03	244×578 ~ 2400×1080	BBox	reflected
LLOL [74]	2024	269	133K	32	12	493.66	544×960 ~ 3840×2160	BBox	low-light
MoCA-Mask [22]	2022	87	23K	45	-	263.67	480×360 ~ 1920×1080	Mask	camouflaged
BihoT [59]	2024	49	42K	-	9	855.35	-	BBox	hyperspectral camouflaged
UW-COT220 [60]	2025	220	159K	96	-	722	320×240 ~ 3840×2160	BBox+Mask	underwater camouflaged
COTD (Ours)	2025	200	80K	20	12	406.55	270×480 ~ 2488×1152	BBox	camouflaged

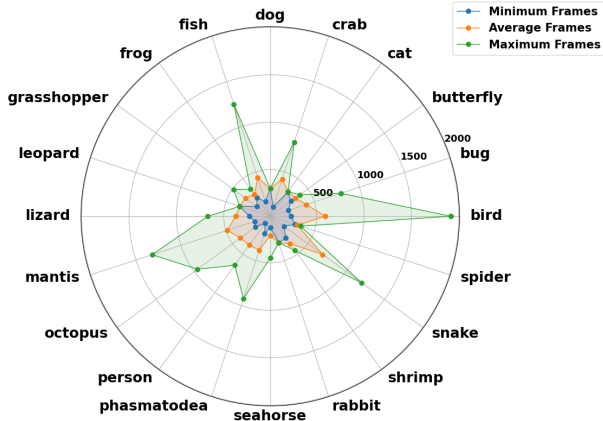


Fig. 3. Radar chart compares min, avg, and max video frames in 20 categories. Blue, orange, green lines show distributions, highlighting differences.

focuses on underwater camouflage. However, the scale and diversity of the COTD dataset enable it to better simulate the complexity and challenges of tracking camouflaged objects in real-world scenarios. COTD specializes in tracking camouflaged objects in various environments, contrasting with the application scenarios of BihoT and UW-COT220.

B. Data Annotation

We follow the principles in [51] for sequence annotation. Each video frame is meticulously annotated by a team of expert annotators, specifically students engage in visual tracking research. Annotators draw and edit axis-aligned bounding boxes on each frame to represent the most compact boundary of the object. Visible targets are annotated as present, while those missing, out of view, or occluded are marked accordingly. To enhance the efficiency and quality of the annotations, we adopt a stringent manual annotation process. Each frame’s annotation underwent thorough review to ensure the accuracy and consistency of the bounding boxes. Annotators meticulously label each object frame-by-frame, ensuring accurate identification even within complex backgrounds. To further ensure high-quality annotations, we implement a

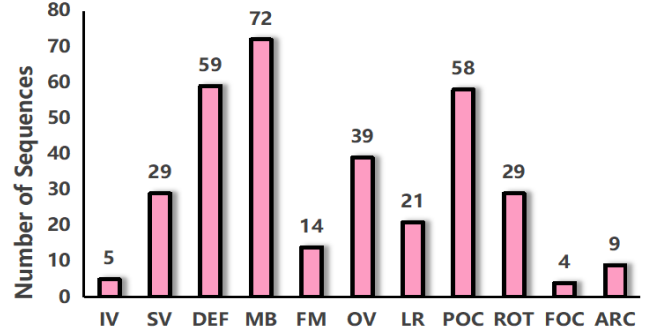


Fig. 4. Distribution of sequences with each attribute in COTD.

double-check mechanism where a second annotator review the initial annotations to resolve any discrepancies. All differences are addressed through discussion and consensus. This rigorous manual annotation process and double-check mechanism guarantee the high quality of the dataset. Examples of bounding box annotations in the COTD are shown in Fig. 2.

C. Attributes

Following the prevalent tracking benchmark methodologies [75], [52], and [76], we meticulously annotate each video sequence with detailed attributes to enable an in-depth analysis of tracking algorithms’ performance. The proposed COTD dataset features 12 attributes, with each sequence including Background Clutter (BC) to highlight the dataset’s camouflage characteristics. In addition, we annotate the following 11 attributes: (1) Illumination Variation (IV), (2) Scale Variation (SV), (3) Deformation (DEF), (4) Motion Blur (MB), (5) Fast Motion (FM), which is marked when the object center moves by at least 20% of its own size between consecutive frames, (6) Out-of-View (OV), (7) Low Resolution (LR), marked when the object area is smaller than 900 pixels, (8) Partial Occlusion (POC), (9) Rotation (ROT), (10) Full Occlusion (FOC), and (11) Aspect Ratio Change (ARC), marked when the object’s bounding box aspect ratio falls outside the range [0.5, 2]. Fig. 4 shows the distribution of these attributes on COTD. As can be

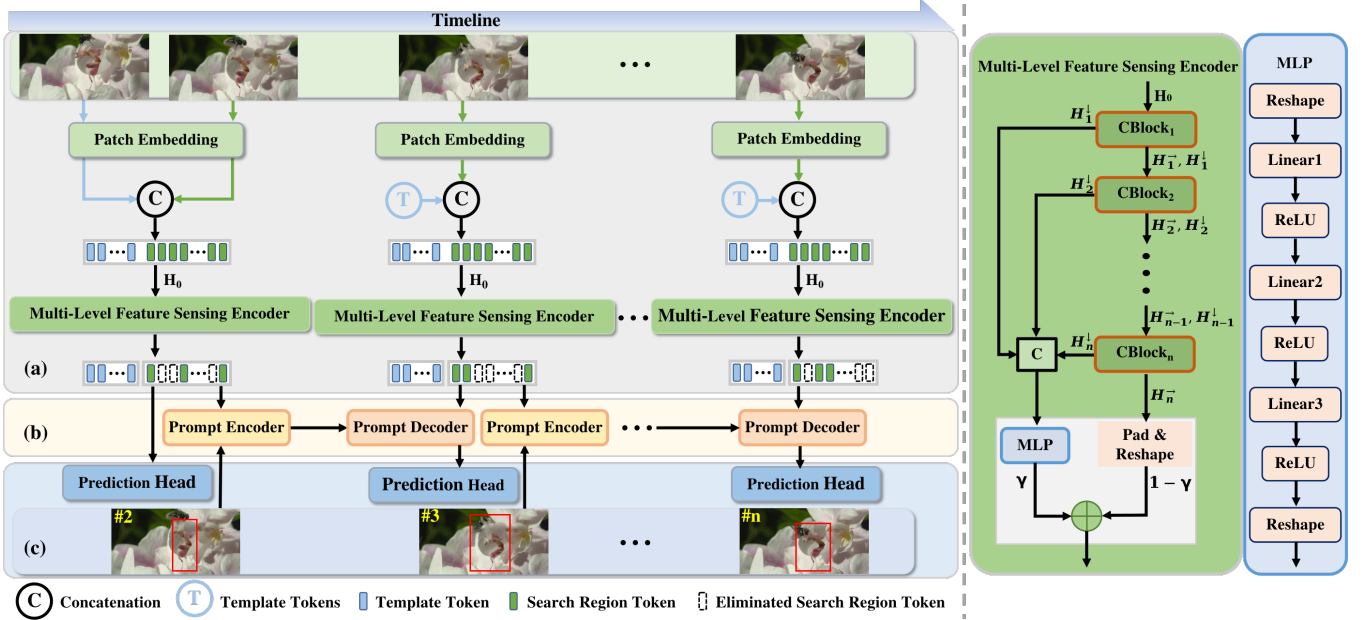


Fig. 5. The framework of HIPTrack-MLS, which inherits from HIPTrack but uses a Multi-Level Feature Sensing Encoder in the feature extraction network. The detailed structure of this encoder is shown on the right.

seen, the most common challenge in COTD is Motion Blur. In addition, the Deformation and Partial Occlusion also present frequently in COTD. By comprehensively considering these attributes, we can conduct a thorough evaluation of tracking algorithms under various challenging conditions.

IV. METHOD

In our evaluation, HIPTrack [62] outperforms other advanced trackers in COTD but still falls short of satisfactory levels. Camouflaged objects' similar textures, colors, and patterns to their environment create visual ambiguity, making single-level feature representation insufficient for detection. To address this, we propose HIPTrack-MLS, a novel baseline tracker based on HIPTrack that enables multi-level feature sensing. By capturing information at various scales and resolutions, multi-level features enhance HIPTrack's ability to distinguish targets from their environment, significantly improving its representation power and increasing the accuracy of identifying camouflaged objects.

A. Overall Architecture

Similar to HIPTrack [62], HIPTrack-MLS comprises three main components, as illustrated in Fig. 5, left panel, and labeled as (a), (b), and (c), respectively. The feature extraction network extracts features from the search region, filtering out background patches. The historical prompt network, with an encoder and decoder, encodes and stores target features and generates prompts combined with search region features. The head network is the same as OSTRack's. The key difference is in the feature extraction network: HIPTrack-MLS uses a novel Multi-Level Feature Sensing Encoder (Fig. 5, right panel) to enhance feature representation for camouflaged objects by perceiving multi-level features. Other inherited architectures are detailed in [62].

B. Multi-Level Feature Sensing Encoder

Our Multi-Level Feature Sensing Encoder extends the Transformer Encoder architecture in HIPTrack, specifically being a Vision Transformer (ViT) with early candidate elimination modules. It consists of stacked CBlocks, as shown in Fig. 5, right panel. The key innovation is the Multi-Level Feature Sensing structure that processes multi-level features from ViT blocks. In this design, features from all levels are concatenated, enabling the model to leverage both detailed low-level and abstract high-level information. A multilayer perceptron with three linear layers and ReLU activations reduces the dimensionality from 12 to 6, then to 3, and finally to 1, enhancing the model's ability to capture complex patterns. To handle potential shape changes due to early candidate elimination, CBlock is split into two parts: $\text{CBlock}_i^{\downarrow}$ with elimination and $\text{CBlock}_i^{\uparrow}$ without it, with corresponding outputs H_i^{\downarrow} and H_i^{\uparrow} . The effect of our proposed Multi-Level Feature Sensing Encoder can be expressed as:

$$F_{mls} = (1 - \gamma) \mathfrak{P}(H_n^{\rightarrow}) + \gamma \text{MLP}([H_1^{\downarrow}, \dots, H_n^{\downarrow}]), \quad (1)$$

where $H_i^{\downarrow} = \text{CBlock}_i^{\downarrow}(H_{i-1}^{\downarrow})$, $H_i^{\rightarrow} = \text{CBlock}_i^{\rightarrow}(H_{i-1}^{\rightarrow})$, \mathfrak{P} represents padding and reshaping used to align H_n^{\rightarrow} with H_n^{\downarrow} , and $\gamma \in [0, 1]$ is a weighting constant balancing the importance of the aggregated feature and H_n^{\rightarrow} . MLP denotes the multilayer perceptron network. When $\gamma = 0$, F_{mls} is simply the feature produced by the Transformer Encoder of HIPTrack. Thus, our Multi-Level Feature Sensing Encoder extends HIPTrack's feature extraction network, enhancing feature representation by capturing information at multiple levels of abstraction. Since the proposed encoder does not introduce additional training loss, we can use the same training pipeline as HIPTrack for training HIPTrack-MLS. For details, please refer to HIPTrack [62].

V. EVALUATION

We use one-pass evaluation (OPE) to measure precision and success rate, following [77], [78]. Precision is the pixel distance between estimated and ground truth bounding box centers, and success rate is based on IoU exceeding 0.5 [68], [77], [78]. Trackers are ranked by precision at 20 pixels (PRC) and success plot's AUC.

A. Evaluation Results

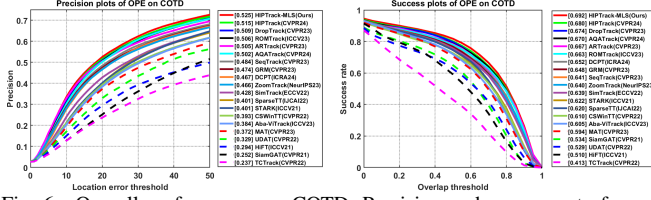


Fig. 6. Overall performance on COTD. Precision and success rate for one-pass evaluation (OPE) [79] are used for evaluation.

Overall Performance: We evaluated 20 state-of-the-art trackers and our HIPTrack-MLS using the COTD dataset, with results shown in Fig. 6. HIPTrack-MLS outperforms all other trackers, achieving a precision (PRC) of 0.525, 1.0% higher than its baseline HIPTrack (0.515), and an AUC of 0.692, surpassing HIPTrack's 0.680 by 1.2%. This highlights HIPTrack-MLS's superior performance in both metrics, thanks to its advanced multi-level feature sensing.

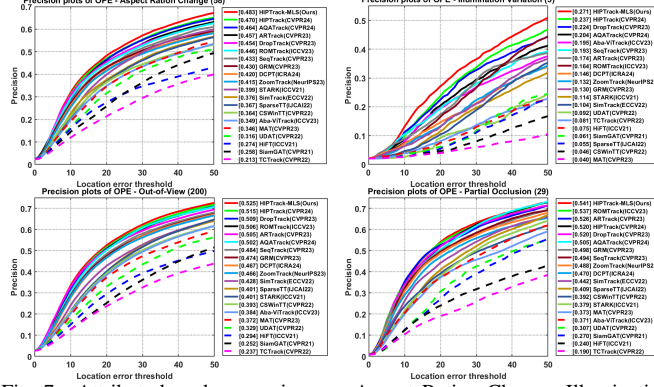


Fig. 7. Attribute-based comparison on Aspect Ratio Change, Illumination Variation, Out-of-View, and Partial Occlusion.

Attribute-based performance: We evaluated the performance of different trackers on the COTD dataset across eleven common attributes. HIPTrack-MLS consistently ranks first in most attribute subsets. Due to space constraints, we present PRC results for four challenges in Fig. 7: Aspect Ratio Change (ARC), Illumination Variation (IV), Out-of-View (OV), and Partial Occlusion (POC). More results are in the supplementary material. HIPTrack-MLS ranks first in all these subsets, surpassing HIPTrack by at least 1.0%. Notably, it achieves a precision of 0.271 in IV, beating HIPTrack by 3.4%, and shows improvements of 1.3% in ARC and 1.0% in OV. These results highlight the effectiveness of our method for tracking camouflaged objects.

Qualitative Evaluation: In Fig. 8, we compare our method with 4 top trackers facing challenges like Illumination Variation, Deformation, Rotation, Aspect Ratio Change, and Partial




Fig. 8. Qualitative evaluation on 3 COTD sequences: mantis-2, person-9, and phasmatodea-10. Different colors show results of various methods, with 'GT' for ground truth.

TABLE III

SHOWS THE EFFECT OF THE AGGREGATED FEATURE'S IMPORTANCE COEFFICIENT ON HIPTrack-MLS'S PRC (%) AND AUC (%) ON COTD. RED, BLUE, AND GREEN DENOTE 1ST, 2ND, AND 3RD PLACE.

γ	1.0	0.9	0.8	0.7	0.6	0.5	0.4	0.3	0.2	0.1
PRC (%)	47.0	48.1	49.1	49.9	50.4	51.1	51.7	52.1	52.2	52.5
AUC (%)	66.7	67.4	68.0	69.1	68.1	68.2	68.7	68.8	68.3	69.2

Occlusion. In mantis-2, HIPTrack-MLS shows superior performance. In person-9, only HIPTrack-MLS, HIPTrack, and ARTrack can track the target amidst clutter and interference. In phasmatodea-10, many trackers fail due to background effects, while HIPTrack-MLS remains accurate. These results highlight our method's effectiveness for tracking camouflaged objects.

B. Ablation Study

Impact of the importance coefficient in Multi-Level Feature Sensing. We evaluated HIPTrack-MLS on the COTD dataset with γ ranging from 0.1 to 1.0 in increments of 0.1 to study its effect on balancing aggregated multi-level features and H_n^{\rightarrow} . As γ increases, the aggregated feature's influence grows while reliance on H_n^{\rightarrow} diminishes. Table III shows PRC and AUC results for different γ values. The optimal PRC (52.5%) and AUC (69.2%) are achieved at $\gamma = 0.1$, indicating that an appropriate γ choice enhances tracking performance. Thus, we set $\gamma = 0.1$ as the default for HIPTrack-MLS.

VI. CONCLUSION

This work explores the underexplored task of tracking camouflaged objects, which has significant application potential. Currently, no public benchmark exists for this task. We introduce COTD, the first benchmark for camouflaged object tracking. We also evaluated 20 state-of-the-art tracking algorithms and introduced HIPTrack-MLS, an improved version of HIPTrack with enhanced multi-level feature sensing. Experiments show HIPTrack-MLS outperforms leading algorithms on COTD.

REFERENCES

- [1] M. Danelljan, L. V. Gool, and R. Timofte, "Probabilistic regression for visual tracking," in *Proceedings of the IEEE/CVF conference on computer vision and pattern recognition*, 2020, pp. 7183–7192.
- [2] S. Gao, C. Zhou, C. Ma, X. Wang, and J. Yuan, "Aiatrack: Attention in attention for transformer visual tracking," in *European Conference on Computer Vision*. Springer, 2022, pp. 146–164.
- [3] W. Lijia, W. Binbin, and C. Xufeng, "An adaptive kernel based correlation filter algorithm for real time object tracking," in *2020 12th International Conference on Intelligent Human-Machine Systems and Cybernetics (IHMSC)*, vol. 2. IEEE, 2020, pp. 144–148.
- [4] S. M. Marvasti-Zadeh, L. Cheng, H. Ghanei-Yakhdan, and S. Kasaei, "Deep learning for visual tracking: A comprehensive survey," *IEEE Transactions on Intelligent Transportation Systems*, vol. 23, no. 5, pp. 3943–3968, 2021.
- [5] J. R. SM and G. Augusta, "Review of recent advances in visual tracking techniques," *Multimedia tools and applications*, vol. 80, pp. 24 185–24 203, 2021.
- [6] D. Yuan, X. Chang, Q. Liu, Y. Yang, D. Wang, M. Shu, Z. He, and G. Shi, "Active learning for deep visual tracking," *IEEE Transactions on Neural Networks and Learning Systems*, 2023.
- [7] J. Zhang, Z. Liu, and Y. Lin, "Correlation gaussian particle filter for robust visual tracking," in *2020 Chinese Control And Decision Conference (CCDC)*. IEEE, 2020, pp. 4854–4857.
- [8] H. Zhu, M. Xue, Y. Wang, G. Yuan, and X. Li, "Fast visual tracking with siamese oriented region proposal network," *IEEE signal processing letters*, vol. 29, pp. 1437–1441, 2022.
- [9] I. C. Cuthill, S. R. Matchette, and N. E. Scott-Samuel, "Camouflage in a dynamic world," *Current Opinion in Behavioral Sciences*, vol. 30, pp. 109–115, 2019.
- [10] J. Xiao, L. Qiao, R. Stolkin, and A. Leonardis, "Distractor-supported single target tracking in extremely cluttered scenes," in *Computer Vision—ECCV 2016: 14th European Conference, Amsterdam, The Netherlands, October 11–14, 2016, Proceedings, Part IV 14*. Springer, 2016, pp. 121–136.
- [11] B. G. Hogan, I. C. Cuthill, and N. E. Scott-Samuel, "Dazzle camouflage, target tracking, and the confusion effect," *Behavioral Ecology*, vol. 27, no. 5, pp. 1547–1551, 2016.
- [12] T. Liu, Y. Zhao, Y. Wei, Y. Zhao, and S. Wei, "Concealed object detection for activate millimeter wave image," *IEEE Transactions on Industrial Electronics*, vol. 66, no. 12, pp. 9909–9917, 2019.
- [13] J. Zheng, C. Lin, J. Sun, Z. Zhao, Q. Li, and C. Shen, "Physical 3d adversarial attacks against monocular depth estimation in autonomous driving," in *Proceedings of the IEEE/CVF Conference on Computer Vision and Pattern Recognition*, 2024, pp. 24 452–24 461.
- [14] A. Ranjan, V. Jampani, L. Balles, K. Kim, D. Sun, J. Wulff, and M. J. Black, "Competitive collaboration: Joint unsupervised learning of depth, camera motion, optical flow and motion segmentation," in *Proceedings of the IEEE/CVF conference on computer vision and pattern recognition*, 2019, pp. 12 240–12 249.
- [15] X. Cheng, Y. Zhong, Y. Dai, P. Ji, and H. Li, "Noise-aware unsupervised deep lidar-stereo fusion," in *Proceedings of the IEEE/CVF Conference on Computer Vision and Pattern Recognition*, 2019, pp. 6339–6348.
- [16] D.-P. Fan, G.-P. Ji, T. Zhou, G. Chen, H. Fu, J. Shen, and L. Shao, "Pranet: Parallel reverse attention network for polyp segmentation," in *International conference on medical image computing and computer-assisted intervention*. Springer, 2020, pp. 263–273.
- [17] Y.-H. Wu, S.-H. Gao, J. Mei, J. Xu, D.-P. Fan, R.-G. Zhang, and M.-M. Cheng, "Jcs: An explainable covid-19 diagnosis system by joint classification and segmentation," *IEEE Transactions on Image Processing*, vol. 30, pp. 3113–3126, 2021.
- [18] L. Cai, N. E. McGuire, R. Hanlon, T. A. Mooney, and Y. Girdhar, "Semi-supervised visual tracking of marine animals using autonomous underwater vehicles," *International Journal of Computer Vision*, vol. 131, no. 6, pp. 1406–1427, 2023.
- [19] M. Q. Pembury Smith and G. D. Ruxton, "Camouflage in predators," *Biological Reviews*, vol. 95, no. 5, pp. 1325–1340, 2020.
- [20] M.-F. R. Lee and Y.-C. Chen, "Artificial intelligence based object detection and tracking for a small underwater robot," *Processes*, vol. 11, no. 2, p. 312, 2023.
- [21] H. Mei, G.-P. Ji, Z. Wei, X. Yang, X. Wei, and D.-P. Fan, "Camouflaged object segmentation with distraction mining," in *Proceedings of the IEEE/CVF conference on computer vision and pattern recognition*, 2021, pp. 8772–8781.
- [22] X. Cheng, H. Xiong, D.-P. Fan, Y. Zhong, M. Harandi, T. Drummond, and Z. Ge, "Implicit motion handling for video camouflaged object detection," in *Proceedings of the IEEE/CVF Conference on Computer Vision and Pattern Recognition*, 2022, pp. 13 864–13 873.
- [23] Y. Liu, C.-Q. Wang, B. Xu, and Y.-J. Zhou, "Aerial tracking of camouflaged people in woodlands," *Journal of Electronic Imaging*, vol. 32, no. 6, pp. 063 018–063 018, 2023.
- [24] Y. Liu, C.-q. Wang, B. Xu, and Y. Zhou, "An unsupervised aerial tracking method of camouflaged targets in complex environments," in *Journal of Physics: Conference Series*, vol. 2478, no. 6. IOP Publishing, 2023, p. 062019.
- [25] A. Mondal, S. Ghosh, and A. Ghosh, "Partially camouflaged object tracking using modified probabilistic neural network and fuzzy energy based active contour," *International Journal of Computer Vision*, vol. 122, pp. 116–148, 2017.
- [26] Y. Lv, J. Zhang, Y. Dai, A. Li, B. Liu, N. Barnes, and D.-P. Fan, "Simultaneously localize, segment and rank the camouflaged objects," in *Proceedings of the IEEE/CVF conference on computer vision and pattern recognition*, 2021, pp. 11 591–11 601.
- [27] D.-P. Fan, G.-P. Ji, G. Sun, M.-M. Cheng, J. Shen, and L. Shao, "Camouflaged object detection," in *Proceedings of the IEEE/CVF conference on computer vision and pattern recognition*, 2020, pp. 2777–2787.
- [28] Y. Liu, C. Wang, and Y. Zhou, "Camouflaged target tracking based on a scaleadaptive correlation filter algorithm," in *2021 China Automation Congress (CAC)*. IEEE, 2021, pp. 1605–1610.
- [29] J. Yan, T.-N. Le, K.-D. Nguyen, M.-T. Tran, T.-T. Do, and T. V. Nguyen, "Mirronet: Bio-inspired camouflaged object segmentation," *IEEE Access*, vol. 9, pp. 43 290–43 300, 2021.
- [30] Q. Zhai, X. Li, F. Yang, Z. Jiao, P. Luo, H. Cheng, and Z. Liu, "Mgl: Mutual graph learning for camouflaged object detection," *IEEE Transactions on Image Processing*, vol. 32, pp. 1897–1910, 2022.
- [31] J. Wang, Y. Zhong, Y. Dai, S. Birchfield, K. Zhang, N. Smolyanskiy, and H. Li, "Deep two-view structure-from-motion revisited," in *Proceedings of the IEEE/CVF conference on Computer Vision and Pattern Recognition*, 2021, pp. 8953–8962.
- [32] J. Wang, Y. Zhong, Y. Dai, K. Zhang, P. Ji, and H. Li, "Displacement-invariant matching cost learning for accurate optical flow estimation," *Advances in Neural Information Processing Systems*, vol. 33, pp. 15 220–15 231, 2020.
- [33] Y. Zhong, P. Ji, J. Wang, Y. Dai, and H. Li, "Unsupervised deep epipolar flow for stationary or dynamic scenes," in *Proceedings of the IEEE/CVF conference on computer vision and pattern recognition*, 2019, pp. 12 095–12 104.
- [34] D. S. Bolme, J. R. Beveridge, B. A. Draper, and Y. M. Lui, "Visual object tracking using adaptive correlation filters," in *2010 IEEE computer society conference on computer vision and pattern recognition*. IEEE, 2010, pp. 2544–2550.
- [35] M. Danelljan, G. Häger, F. S. Khan, and M. Felsberg, "Discriminative scale space tracking," *IEEE transactions on pattern analysis and machine intelligence*, vol. 39, no. 8, pp. 1561–1575, 2016.
- [36] Y. Li and J. Zhu, "A scale adaptive kernel correlation filter tracker with feature integration," in *Computer Vision—ECCV 2014 Workshops: Zurich, Switzerland, September 6–7 and 12, 2014, Proceedings, Part II 13*. Springer, 2015, pp. 254–265.
- [37] M. Danelljan, G. Hager, F. Shahbaz Khan, and M. Felsberg, "Learning spatially regularized correlation filters for visual tracking," in *Proceedings of the IEEE international conference on computer vision*, 2015, pp. 4310–4318.
- [38] F. Li, C. Tian, W. Zuo, L. Zhang, and M.-H. Yang, "Learning spatial-temporal regularized correlation filters for visual tracking," in *Proceedings of the IEEE conference on computer vision and pattern recognition*, 2018, pp. 4904–4913.
- [39] S.-w. Li, Q.-b. Jiang, Q.-j. Zhao, L. Lu, and Z.-l. Feng, "Asymmetric discriminative correlation filters for visual tracking," *Frontiers of Information Technology & Electronic Engineering*, vol. 21, no. 10, pp. 1467–1484, 2020.
- [40] L. Bertinetto, J. Valmadre, J. F. Henriques, A. Vedaldi, and P. H. Torr, "Fully-convolutional siamese networks for object tracking," in *Computer Vision—ECCV 2016 Workshops: Amsterdam, The Netherlands, October 8–10 and 15–16, 2016, Proceedings, Part II 14*. Springer, 2016, pp. 850–865.
- [41] B. Li, W. Wu, Q. Wang, F. Zhang, J. Xing, and J. Yan, "Siamrpn++: Evolution of siamese visual tracking with very deep networks," in *Proceedings of the IEEE/CVF conference on computer vision and pattern recognition*, 2019, pp. 4282–4291.
- [42] C. H. Sio, Y.-J. Ma, H.-H. Shuai, J.-C. Chen, and W.-H. Cheng, "S2siamfc: Self-supervised fully convolutional siamese network for vi-

- sual tracking,” in *Proceedings of the 28th ACM international conference on multimedia*, 2020, pp. 1948–1957.
- [43] D. Guo, J. Wang, Y. Cui, Z. Wang, and S. Chen, “Siamcar: Siamese fully convolutional classification and regression for visual tracking,” in *Proceedings of the IEEE/CVF conference on computer vision and pattern recognition*, 2020, pp. 6269–6277.
 - [44] Z. Zhang, H. Peng, J. Fu, B. Li, and W. Hu, “Ocean: Object-aware anchor-free tracking,” in *Computer Vision—ECCV 2020: 16th European Conference, Glasgow, UK, August 23–28, 2020, Proceedings, Part XXI 16*. Springer, 2020, pp. 771–787.
 - [45] A. Dosovitskiy, L. Beyer, A. Kolesnikov, D. Weissenborn, X. Zhai, T. Unterthiner, M. Dehghani, M. Minderer, G. Heigold, S. Gelly *et al.*, “An image is worth 16x16 words: Transformers for image recognition at scale,” *arXiv preprint arXiv:2010.11929*, 2020.
 - [46] Z. Liu, Y. Lin, Y. Cao, H. Hu, Y. Wei, Z. Zhang, S. Lin, and B. Guo, “Swin transformer: Hierarchical vision transformer using shifted windows,” in *Proceedings of the IEEE/CVF international conference on computer vision*, 2021, pp. 10012–10022.
 - [47] Q. Wu, T. Yang, Z. Liu, B. Wu, Y. Shan, and A. B. Chan, “Dropmae: Masked autoencoders with spatial-attention dropout for tracking tasks,” in *Proceedings of the IEEE/CVF Conference on Computer Vision and Pattern Recognition*, 2023, pp. 14561–14571.
 - [48] B. Ye, H. Chang, B. Ma, S. Shan, and X. Chen, “Joint feature learning and relation modeling for tracking: A one-stream framework,” in *European Conference on Computer Vision*. Springer, 2022, pp. 341–357.
 - [49] W. Cai, Q. Liu, and Y. Wang, “Hiptrack: Visual tracking with historical prompts,” in *Proceedings of the IEEE/CVF Conference on Computer Vision and Pattern Recognition*, 2024, pp. 19258–19267.
 - [50] H. Fan, H. A. Miththanathaya, S. R. Rajan, X. Liu, Z. Zou, Y. Lin, H. Ling *et al.*, “Transparent object tracking benchmark,” in *Proceedings of the IEEE/CVF International Conference on Computer Vision*, 2021, pp. 10734–10743.
 - [51] M. Muller, A. Bibi, S. Giancola, S. Alsubaihi, and B. Ghanem, “Trackingnet: A large-scale dataset and benchmark for object tracking in the wild,” in *Proceedings of the European conference on computer vision (ECCV)*, 2018, pp. 300–317.
 - [52] L. Huang, X. Zhao, and K. Huang, “Got-10k: A large high-diversity benchmark for generic object tracking in the wild,” *IEEE transactions on pattern analysis and machine intelligence*, vol. 43, no. 5, pp. 1562–1577, 2019.
 - [53] H. Fan, L. Lin, F. Yang, P. Chu, G. Deng, S. Yu, H. Bai, Y. Xu, C. Liao, and H. Ling, “Lasot: A high-quality benchmark for large-scale single object tracking,” in *Proceedings of the IEEE/CVF conference on computer vision and pattern recognition*, 2019, pp. 5374–5383.
 - [54] U. Benchmark, “A benchmark and simulator for uav tracking,” in *European Conference on Computer Vision*, 2016.
 - [55] A. Lukezic, U. Kart, J. Kapyla, A. Durmush, J.-K. Kamarainen, J. Matas, and M. Kristan, “Cdtb: A color and depth visual object tracking dataset and benchmark,” in *Proceedings of the IEEE/CVF International Conference on Computer Vision*, 2019, pp. 10013–10022.
 - [56] S. Song and J. Xiao, “Tracking revisited using rgbd camera: Unified benchmark and baselines,” in *Proceedings of the IEEE international conference on computer vision*, 2013, pp. 233–240.
 - [57] Z. Zhang, F. Wu, Y. Qiu, J. Liang, and S. Li, “Tracking small and fast moving objects: A benchmark,” in *Proceedings of the Asian Conference on Computer Vision*, 2022, pp. 4514–4530.
 - [58] X. Guo, P. Zhong, L. Lin, H. Zhang, L. Huang, and S. Li, “Tracking reflected objects: a benchmark,” in *Proceedings of the Asian Conference on Computer Vision*, 2024, pp. 1756–1776.
 - [59] H. Wang, W. Li, X.-G. Xia, and Q. Du, “Bihot: A large-scale dataset and benchmark for hyperspectral camouflaged object tracking,” *arXiv preprint arXiv:2408.12232*, 2024.
 - [60] C. Zhang, L. Liu, G. Huang, Z. Zhang, H. Wen, X. Zhou, S. Ge, and Y. Wang, “Underwater camouflaged object tracking meets vision-language sam2,”
 - [61] S. Hu, X. Yuan, W. Ni, X. Wang, and A. Jamalipour, “Visual camouflage and online trajectory planning for unmanned aerial vehicle-based disguised video surveillance: Recent advances and a case study,” *IEEE Vehicular Technology Magazine*, vol. 18, no. 3, pp. 48–57, 2023.
 - [62] W. Cai, Q. Liu, and Y. Wang, “Hiptrack: Visual tracking with historical prompts,” 2024.
 - [63] Y. Cai, J. Liu, J. Tang, and G. Wu, “Robust object modeling for visual tracking,” in *Proceedings of the IEEE/CVF International Conference on Computer Vision*, 2023, pp. 9589–9600.
 - [64] X. Wei, Y. Bai, Y. Zheng, D. Shi, and Y. Gong, “Autoregressive visual tracking,” in *Proceedings of the IEEE/CVF Conference on Computer Vision and Pattern Recognition*, 2023, pp. 9697–9706.
 - [65] X. Chen, H. Peng, D. Wang, H. Lu, and H. Hu, “Seqtrack: Sequence to sequence learning for visual object tracking,” in *Proceedings of the IEEE/CVF Conference on Computer Vision and Pattern Recognition*, 2023, pp. 14572–14581.
 - [66] S. Gao, C. Zhou, and J. Zhang, “Generalized relation modeling for transformer tracking,” in *Proceedings of the IEEE/CVF Conference on Computer Vision and Pattern Recognition*, 2023, pp. 18686–18695.
 - [67] B. Chen, P. Li, L. Bai, L. Qiao, Q. Shen, B. Li, W. Gan, W. Wu, and W. Ouyang, “Backbone is all your need: A simplified architecture for visual object tracking,” in *European Conference on Computer Vision*. Springer, 2022, pp. 375–392.
 - [68] Y. Wu, J. Lim, and M.-H. Yang, “Object tracking benchmark,” *IEEE Transactions on Pattern Analysis and Machine Intelligence*, vol. 37, pp. 1834–1848, 2015.
 - [69] M. Mueller, N. Smith, and B. Ghanem, “A benchmark and simulator for uav tracking,” in *European Conference on Computer Vision (ECCV)*, 2016.
 - [70] S. Li and D.-Y. Yeung, “Visual object tracking for unmanned aerial vehicles: A benchmark and new motion models,” in *Proceedings of the AAAI Conference on Artificial Intelligence*, vol. 31, no. 1, 2017.
 - [71] D. Du, Y. Qi, H. Yu, Y.-F. Yang, K. Duan, G. Li, W. Zhang, Q. Huang, and Q. Tian, “The unmanned aerial vehicle benchmark: Object detection and tracking,” in *European Conference on Computer Vision (ECCV)*, 2018.
 - [72] C. Zhang, G. Huang, L. Liu, S. Huang, Y. Yang, X. Wan, S. Ge, and D. Tao, “Webuav-3m: A benchmark for unveiling the power of million-scale deep uav tracking,” *IEEE Transactions on Pattern Analysis and Machine Intelligence*, vol. 45, no. 7, pp. 9186–9205, 2022.
 - [73] M. Kristan, J. Matas, A. Leonardis, T. Vojř, R. Pflugfelder, G. Fernandez, G. Nebehay, F. Porikli, and L. Čehovin, “A novel performance evaluation methodology for single-target trackers,” *IEEE transactions on pattern analysis and machine intelligence*, vol. 38, no. 11, pp. 2137–2155, 2016.
 - [74] P. Zhong, X. Guo, D. Huang, X. Peng, Y. Li, Q. Zhao, and S. Li, “Low-light object tracking: A benchmark,” *arXiv preprint arXiv:2408.11463*, 2024.
 - [75] P. Zhu, L. Wen, D. Du, X. Bian, H. Fan, Q. Hu, and H. Ling, “Detection and tracking meet drones challenge,” *IEEE Transactions on Pattern Analysis and Machine Intelligence*, vol. 44, no. 11, pp. 7380–7399, 2021.
 - [76] Y. Wu, J. Lim, and M.-H. Yang, “Object tracking benchmark,” *IEEE TRANSACTIONS ON PATTERN ANALYSIS AND MACHINE INTELLIGENCE*, vol. 37, no. 9, pp. 1834–1848, 2015.
 - [77] H. Fan, L. Lin, F. Yang, P. Chu, G. Deng, S. Yu, H. Bai, Y. Xu, C. Liao, and H. Ling, “Lasot: A high-quality benchmark for large-scale single object tracking,” *2019 IEEE/CVF Conference on Computer Vision and Pattern Recognition (CVPR)*, pp. 5369–5378, 2019.
 - [78] M. Müller, A. Bibi, S. Giancola, S. Al-Subaihi, and B. Ghanem, “Trackingnet: A large-scale dataset and benchmark for object tracking in the wild,” in *ECCV*, 2018.
 - [79] Y. Wu, J. Lim, and M.-H. Yang, “Online object tracking: A benchmark,” in *Proceedings of the IEEE conference on computer vision and pattern recognition*, 2013, pp. 2411–2418.