

MPruner: Optimizing Neural Network Size with CKA-Based Mutual Information Pruning

Seungbeom Hu^{1*}, ChanJun Park^{2*}, Andrew Ferraiuolo³, Sang-Ki Ko⁴, Jinwoo Kim⁵, Haein Song², Jieung Kim⁶

¹Samsung SDS, South Korea
seungbeom.hu@samsung.com

²Department of Computer Engineering, Inha University, Incheon, South Korea
{12181613, 22241401}@inha.edu

³Independent Researcher, London, United Kingdom
andrewferr@proton.me

⁴Department of Artificial Intelligence, University of Seoul, Seoul, South Korea
sangkiko@uos.ac.kr

⁵Department of Computer Science and Engineering, Seoul National University, Seoul, South Korea
jinwoo.kim@sf.snu.ac.kr

⁶Department of Computer Science, Yonsei University, Seoul, South Korea
jieungkim@yonsei.ac.kr

Abstract

Determining the optimal size of a neural network is critical, as it directly impacts runtime performance and memory usage. Pruning is a well-established model compression technique that reduces the size of neural networks while mathematically guaranteeing accuracy preservation. However, many recent pruning methods overlook the global contributions of individual model components, making it difficult to ensure that a pruned model meets the desired dataset and performance requirements. To address these challenges, we developed a new pruning algorithm, MPruner, that leverages mutual information through vector similarity. MPruner utilizes layer clustering with the Centered Kernel Alignment (CKA) similarity metric, allowing us to incorporate global information from the neural network for more precise and efficient layer-wise pruning. We evaluated MPruner across various architectures and configurations, demonstrating its versatility and providing practical guidelines. MPruner achieved up to a 50% reduction in parameters and memory usage for CNN and transformer-based models, with minimal to no loss in accuracy.

Introduction

Neural networks have revolutionized numerous fields, including computer vision and natural language processing (Abiodun et al. 2018; Elad, Kawar, and Vaksman 2023; Otter, Medina, and Kalita 2020), offering unprecedented levels of accuracy and functionality. However, with the success of neural networks also has come a significant increase in the size and complexity of neural networks, perhaps more so than strictly required: current neural networks often suffer from over-parametrization, where more neurons are used than necessary to effectively represent the dataset. Deployment of such over-parametrized models leads to unnecessary use of memory and power, which also translates to increased financial costs.

*These authors contributed equally.

Over-parametrization is a significant issue across all model architectures, and the recent success of transformer-based models (Vaswani et al. 2017; Lin et al. 2022) has magnified this trend. These models have achieved high performance on various tasks (Dosovitskiy et al. 2021; Khan et al. 2022; Shamshad et al. 2023) with extremely large networks, often exceeding billions of parameters. While transformers have opened a new chapter in performance, their size introduces new challenges, such as the need to fine-tune pre-trained models with data specific to new goals rather than training new models from scratch (Radiya-Dixit and Wang 2020; Tay et al. 2022; Zaken, Goldberg, and Ravfogel 2022). This trend forces users to maintain unnecessarily large pre-trained models (Fan et al. 2024), which limits the applicability of these powerful models, especially in resource-constrained environments like edge computing, where inference occurs on phones or other small devices. Consequently, there is a growing need for innovative solutions that try to find out the proper model size without sacrificing the benefits of advanced models.

One way to address this problem is through pruning (Cheng, Zhang, and Shi 2023; Han, Mao, and Dally 2016; Molchanov et al. 2016; Ma, Fang, and Wang 2023; Frantar and Alistarh 2023; Sun et al. 2024; Ganesh, Corso, and Sekeh 2020; Fan et al. 2021; Yang, Cao, and Zhao 2024; Liu et al. 2024), a well-known technique for compressing neural networks. While there is a substantial body of literature on this topic, most approaches focus on evaluating the importance of individual weights or optimizing an objective function subject to sparsity constraints. However, these methods often face two major challenges: (1) irregular memory access resulting from the selective pruning of weights within the same memory region, and (2) the lack of a multi-layer, cluster-wise approach with mathematical guarantees, due to the complexity and difficulty of analyzing the effects of layer clusters on model functionality. As a result, they

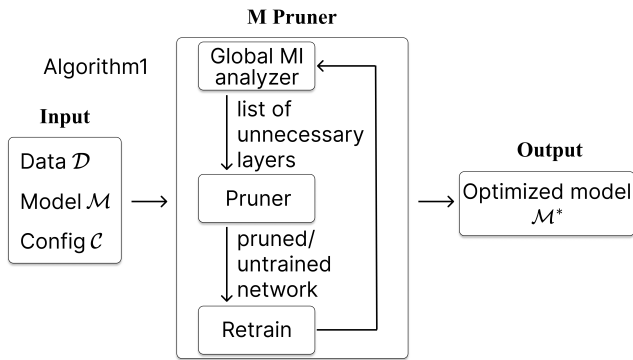


Figure 1: Overview of MPruner

offer a localized best-effort pruning solution, which is effective but fails to provide mathematical proof that the pruned size is optimal for the model and dataset.

To overcome these limitations, we propose a novel pruning algorithm, MPruner, that leverages the Centered Kernel Alignment (CKA) similarity metric (Kornblith et al. 2019) and global multi-layer collapsing, described in Figure 1. MPruner first evaluates the contribution of each layer to the model, removes all unnecessary layers simultaneously, and then retrains the optimized model, resulting in a significantly smaller model size compared to the original. Unlike most previous pruning methods, MPruner uses an accuracy threshold rather than a sparsity level as the pruning criterion. MPruner also determines how many layers can be mathematically and safely pruned while staying within the specified threshold. We validated MPruner by applying it to various architectures, including CNN and transformer-based models, across a wide range of configurations. We also compared and discussed MPruner with earlier pruning methods, including mutual information-based techniques (Ganesh, Corso, and Sekeh 2020; Fan et al. 2021; Guo et al. 2023; Yang, Cao, and Zhao 2024; Ma, Fang, and Wang 2023), and integrated MPruner with other state-of-the-art magnitude pruning methods for transformers (Sun et al. 2024) to explore the potential of combining distinct approaches. Our experiments demonstrate that MPruner is an effective tool for pruning the network to an optimal size for the task with mathematical guarantees. Our experiments also show improvements in efficiency and performance, particularly in memory usage, supported by solid mathematical evidence that we effectively prune unnecessary components. We also provide valuable insights and guidelines for effective application. This highlights the potential of our approach to advance the development and deployment of neural networks, making large and complex models more accessible and sustainable by reducing the required computing resources.

Consequently, our work makes three key contributions, summarized as follows:

- We introduce a novel pruning algorithm, MPruner, which leverages multi-layer cluster-wise information to select pruning candidates. Our approach utilizes comprehen-

sive global information from pre-trained networks, incorporates a retraining phase, and is adaptable to various architectures and pruning configurations.

- We present experimental results demonstrating the effectiveness of our method across various configurations and models. Specifically, we explore four configurations: modularization threshold, accuracy drop threshold, pruning methods, and training methods. Our experiments also cover multiple architectures, including CNNs (ResNet50 and ResNet152), encoder-only transformer architecture (BERT), encoder-decoder transformer architecture (CodeT5), and utilize diverse datasets such as ImageNet, Dair AI, Yahoo! Questions and Answers, and SQuAD.
- We examine the feasibility of integrating our methodology with different structural pruning methods for transformers (Sun et al. 2024) to illustrate how our approach can enhance existing techniques.

Background and Related Works

A large body of work addresses neural network compression, aiming to reduce model size and computational demands while maintaining performance. Among them, three well-known compression methods are quantization, pruning, and knowledge distillation. These methods can be combined rather than chosen as alternatives, as they have orthogonal effects toward the same goal of compression. These techniques are crucial for deploying neural networks in resource-constrained environments, such as mobile devices and edge computing platforms. Our paper focuses on proposing a new pruning method to improve memory and power efficiency.

Pruning

Pruning is broadly categorized into unstructured and structured approaches (Cheng, Zhang, and Shi 2023), each with distinct characteristics and advantages. We focus on structured pruning (He and Xiao 2024), which is extensively studied both for CNNs (Li et al. 2017; Luo, Wu, and Lin 2017; He, Zhang, and Sun 2017; Liu et al. 2017; Lin et al. 2019; Huang and Wang 2018; Ganesh, Corso, and Sekeh 2020) and Transformers (Michel, Levy, and Neubig 2019; Voita et al. 2019; Kovaleva et al. 2019; Lagunas et al. 2021; Ma, Fang, and Wang 2023; Frantar and Alistarh 2023; Sun et al. 2024; Guo et al. 2023; Kim et al. 2024; Ashkboos et al. 2024; Fan et al. 2024; Men et al. 2024; Yang, Cao, and Zhao 2024; An et al. 2024; Fan et al. 2021). This approach simplifies the network’s architecture by removing redundant or less critical structures, thereby enhancing overall efficiency. Common techniques in structured pruning include filter pruning, which targets entire filters in convolutional layers to achieve structured sparsity and improve computational efficiency. Neuron pruning, another structural method, involves removing entire neurons in fully connected layers, significantly reducing model size while preserving core functionality. While structured pruning offers the advantage of regular sparsity patterns that are more compatible with optimization on specialized hardware, it often requires careful adjustments to maintain model performance and can

lead to changes in network architecture that impact training dynamics.

Among these approaches, some utilize inter-layer information, such as mutual information within the network, to identify optimal pruning locations. For instance, Mutual Information-based Neuron Trimming (MINT) (Ganesh, Corso, and Sekeh 2020) examines the relationships between filters in consecutive layers of CNN models, removing weights or filters to reduce layer size while considering their relative importance. In the context of transformer models, especially large language models (LLMs), Fan et al. (Fan et al. 2021) determine sparsity levels based on inputs. However, their method focuses primarily on local mutual information by evaluating similarities between adjacent layers and does not consider the contributions of multiple layers simultaneously. LLM-Pruner (Ma, Fang, and Wang 2023) employs structural pruning to selectively remove non-critical coupled structures based on gradient information. SliceGPT (Ashkboos et al. 2024) replaces each weight matrix with a smaller matrix using Principal Component Analysis. LaCo (Yang, Cao, and Zhao 2024) gradually merges similar layers from deep to shallow, setting a threshold to avoid excessive merging of layers. As a result, these methods concentrate on identifying which layers are least or most important and should be pruned or removed, rather than selecting unnecessary layers by analyzing the global multi-layer cluster-wise information of the entire model. Consequently, while they may perform well using local evidence, they cannot demonstrate that the pruned model is optimally sized for the given task.

In this context, MPruner introduces a novel multi-architectural layer pruning approach that significantly enhances the use of analytical metrics by incorporating a state-of-the-art layer similarity metric to guide pruning, overcoming the limitations of previous and related methods. Unlike earlier approaches, MPruner offers two key advantages. First, our method offers both mathematical and intuitive criteria to ensure that pruning safely preserves accuracy. This is achieved by leveraging a well-known metric, Centered Kernel Alignment (CKA) (Kornblith et al. 2019), to calculate layer similarities. Second, it calculates the global contribution of multi-layer clusters rather than focusing solely on pairs of adjacent layers. This allows our method to capture global information more effectively, ensuring a more comprehensive and accurate pruning process.

Centered Kernel Alignment (CKA) similarity score

Centered Kernel Alignment (CKA) (Kornblith et al. 2019) is a metric used to assess the similarity between two sets of representations. Equation 5 presents the formula for calculating the CKA value between the outputs of adjacent layers (i and j). It quantitatively measures how well the activations of one layer align with those of another layer or how similar two sets of activations are. Previous research (Davari et al. 2023) has demonstrated that CKA is effective for evaluating the similarity of different layers in neural networks, particularly due to its ability to capture complex and non-linear relationships between activation patterns compared to other methods. As a result, CKA is considered a powerful tool for

analyzing and comparing neural network layers.

The process of calculating the CKA score, depicted in Equations 1-5, begins with the outputs of two different layers in the network. For example, if x_i and x_j are the outputs of two adjacent layers, Gram matrices K and L are first computed using Equation 1. These matrices are then centered using a centering matrix (Equations 2 and 3). Next, the Hilbert-Schmidt Independence Criterion (HSIC) (Chwialkowski and Gretton 2014) is calculated using Equation 4, which evaluates the independence between two random variables. Finally, the CKA score between the two layers is obtained using Equation 5. The CKA score offers practical benefits in terms of applicability, as it only requires the output vectors of the networks, eliminating the need to look into the network’s detailed structure, such as weight values. In this sense, it can be applied to a wide range of architectures.

$$K = x_i x_i^T \quad L = x_j x_j^T \quad (1)$$

$$H = I_n - \frac{1}{n} J_n \quad (\text{Centering Matrix}) \quad (2)$$

$$\hat{K} = HKH \quad \hat{L} = HLH \quad (3)$$

$$HSIC(K, L) = \frac{1}{(n-1)^2} \text{tr}(\hat{K}H\hat{L}H) \quad (4)$$

$$CKA(x_i, x_j) = \frac{HSIC(K, L)}{\sqrt{HSIC(K, K) HSIC(L, L)}} \quad (5)$$

Recent work, DeepArc (Ren et al. 2023), utilizes the CKA metric to demonstrate the potential for clustering multiple adjacent layers into modules within a neural network. They compute the centered Gram matrix for all inputs and then use CKA values to identify layers with similar functions. They also apply DeepArc to ResNet-based models and explore various uses for modularization, including its potential for pruning. However, the work does not provide a concrete algorithm for managing different pruning-related configurations and lacks evidence of broader applicability, including the feasibility of applying their method to transformer models. Additionally, their method for calculating CKA values has room for improvement in both accuracy and scalability. They first store all layer-wise outputs for the given inputs, sum the output values, and then calculate the CKA score. However, this approach can lead to misleading information due to potential overflow when accumulated values are large and when there are significant differences in similarities across individual outputs. Therefore, we develop pruning algorithms, MPruner, that can accommodate multiple configurations, models, and architectures using the CKA value as a core metric, and report our new findings through extensive experimentation.

MPruner: A Pruning Method for Determining Optimal Model Size

MPruner consists of three phases, as depicted in Figure 2. The first phase is the **(1) analysis stage**, where the entire

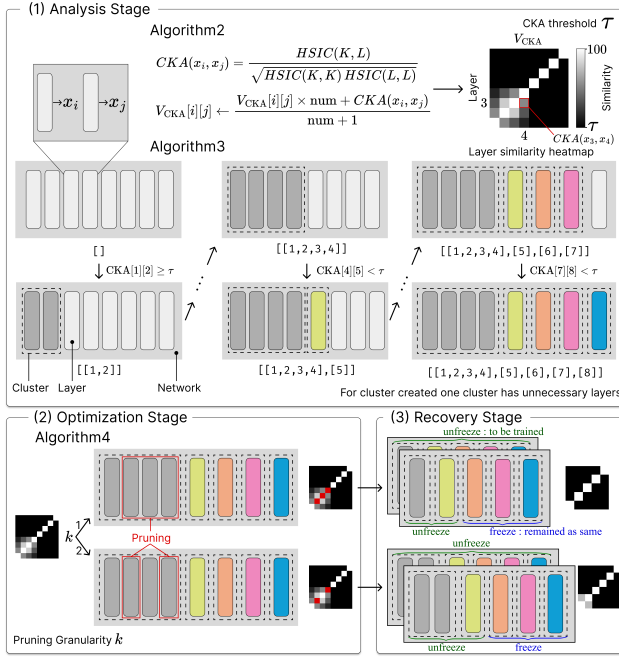


Figure 2: Three Phases of MPPruner: (1) Analysis Stage with CKA Similarity Score, (2) Optimization Stage with Multi-Layer Cluster Pruning, and (3) Recovery Stage with Retraining.

model is examined to provide multi-layer cluster-wise information. The second phase is the **(2) optimization stage**, where unnecessary and redundant layers with minimal impact on the model’s functionality are removed. The third phase is the **(3) recovery stage**, in which the model’s performance is restored through retraining.

The overall mechanism is illustrated in Algorithm 1. It takes five inputs: the model \mathcal{M} , the dataset \mathcal{D} , the hook position \mathcal{L} to specify where to calculate the CKA-based mutual information metrics, the CKA threshold τ to determine the multi-layer clustering, the accuracy drop threshold γ to determine when the algorithm should stop, and the freeze flag b to indicate whether retraining should involve the entire network or focus only on the pruned parts. The algorithm sets the pruning granularity to 1 (line 4), meaning that all layers except one in redundant layer clusters will be removed. If set to 2, it prunes layers by skipping one after pruning one, effectively removing half of the redundant layers.

During each iteration, the algorithm first calculates and records the CKA values (line 6). If no layer clusters are found to perform similar functionalities in the model, the algorithm terminates (line 7). Otherwise, it invokes the pruner to remove redundant layers inside the multi-layer cluster according to the specified pruning granularity (line 8). The pruner then returns the pruned and untrained network $\mathcal{M}_{p,u}$ and the layers ls_f that should be frozen if retraining is required. After retraining the pruned network, the algorithm calculates the accuracy of the updated version (lines 10 and 11), then adjusts either the model or the pruning granularity

Algorithm 1: MPPruner

Require: model \mathcal{M} , dataset \mathcal{D} , hook positions \mathcal{L} , CKA threshold τ , accuracy drop threshold γ , freeze flag b

Ensure: pruned and retrained model

- 1: $\mathcal{M}^* \leftarrow \mathcal{M}$
- 2: $\mathcal{C} \leftarrow \emptyset$
- 3: $acc_o, acc_{pr} \leftarrow \text{GetAccuracy}(\mathcal{M}, \mathcal{D})$
- 4: $k \leftarrow 1$ (default pruning granularity)
- 5: **while** $k \leq 3$ **do**
- 6: $\mathcal{C} \leftarrow \text{GetCandidates}(\mathcal{M}, \mathcal{L}, \tau, \mathcal{D})$
- 7: **if** $\forall el \in (\mathcal{C}). \text{length}(el) == 1$ **then break**
- 8: $(\mathcal{M}_{p,u}, ls_f) \leftarrow \text{Pruner}(\mathcal{M}, \mathcal{C}, k)$
- 9: $\mathcal{M}_{f,u} \leftarrow \text{Freezer}(\mathcal{M}_{p,u}, ls_f, \mathcal{L}, b)$
- 10: $\mathcal{M}^* \leftarrow \text{Trainer}(\mathcal{M}_{f,u})$
- 11: $acc_{pr} \leftarrow \text{GetAccuracy}(\mathcal{M}^*, \mathcal{D})$
- 12: **if** $acc_o - acc_{pr} \leq \gamma$ **then** $\mathcal{M} \leftarrow \mathcal{M}^*$ **else** $k \leftarrow k + 1$
- 13: **end while**
- 14: **return** \mathcal{M}

Algorithm 2: Calculate the CKA matrix

Require: $\mathcal{M}, \mathcal{L}, \mathcal{D}$

Ensure: \mathcal{V}_{CKA}

- 1: $\mathcal{V}_{CKA}[\emptyset][\emptyset] \leftarrow \{0\}$
- 2: $\mathcal{D}_{seed}[\emptyset] \leftarrow \text{GetSeed}(\mathcal{D})$
- 3: **for** $(idx \in \text{len}(\mathcal{D}_{seed}))$ **do**
- 4: $i \leftarrow \mathcal{L}[0]$
- 5: $output[\emptyset] \leftarrow \text{GetOutputs}(\mathcal{M}, \mathcal{L}, \mathcal{D}_{seed}[idx])$
- 6: **for** $j \in \mathcal{L}[1 :]$ **do**
- 7: $c_{ka} \leftarrow \text{GetCKA}(output[i], output[j])$
- 8: $\mathcal{V}_{CKA}[i][j] \leftarrow (\mathcal{V}_{CKA}[i][j] * idx + c_{ka}) / (idx + 1)$
- 9: $i \leftarrow j$
- 10: **end for**
- 11: **end for**
- 12: **return** \mathcal{V}_{CKA}

based on the observed accuracy drop (line 12).

Instead of specifying a sparsity level to prune the model parameters to a certain extent, the algorithm terminates when no more layers can be pruned or when the pruning granularity becomes too coarse. These conditions indicate that the network either has no layers left to prune or is no longer suitable for further pruning.

Two key functions in the algorithm are **GetCandidates** and **Pruner**. The **GetCandidates** function identifies layers within the network that perform similar functions. Algorithm 3 outlines the essential steps for identifying these similarities, utilizing Algorithm 2, which calculates the CKA values for all layers in the model and records them in the CKA matrix (\mathcal{V}_{CKA}). Once the CKA matrix is generated, pruning candidates are selected based on CKA value similarity: if the output vectors of two or more adjacent layers fall within a specified threshold, they are grouped together as a pruning candidate cluster (\mathcal{C}).

The **Pruner**, as detailed in Algorithm 4, reduces the size of the target model based on the results from **GetCandidates** and the specified pruning granularity. If a layer cluster identified in the candidate set consists of two or more layers

Algorithm 3: Get Pruning Candidates

Require: $\mathcal{M}, \mathcal{L}, \tau, \mathcal{D}$
Ensure: pruning candidate clusters \mathcal{C}

- 1: $\mathcal{V}_{CKA} \leftarrow \text{GetCKAMatrix}(\mathcal{M}, \mathcal{L}, \mathcal{D})$
- 2: $\mathcal{C} \leftarrow \emptyset$
- 3: $i \leftarrow \mathcal{L}[0]$
- 4: $cluster \leftarrow \{i\}$
- 5: **for** $j \in \mathcal{L}[1:]$ **do**
- 6: **if** $\mathcal{V}_{CKA}[i][j] \geq \tau$ **then** $cluster \cup \{j\}$
- 7: **else append** $cluster$ **to** \mathcal{C}
- 8: $cluster \leftarrow \{j\}$
- 9: $i \leftarrow j$
- 10: **end for**
- 11: **return** \mathcal{C}

Algorithm 4: Pruning with Clustering Info.

Require: $\mathcal{M}, \mathcal{C}, k$
Ensure: Pruned model \mathcal{M}^* , non-freeze layers ls_f

- 1: $ls_f \leftarrow \{\}$
- 2: $\mathcal{M}^* \leftarrow \mathcal{M}$
- 3: **for** $cluster \in \mathcal{C}[: -1]$ **do**
- 4: **for** $l_{idx} \in cluster[1 : k][: -1]$ **do**
- 5: **if** $\dim(\text{Out}_{pre_layer}(l_{idx})) == \dim(\text{In}_{next_layer}(l_{idx}))$
- 6: **then** $\mathcal{M}^* \leftarrow \text{DeleteLayer}(\mathcal{M}^*, l_{idx})$
- 7: **else** $ls_f \leftarrow ls_f \cup \{l_{idx} - 1, l_{idx}\}$
- 8: **end for**
- 9: **end for**
- 10: **return** \mathcal{M}^*, ls_f

and the pruning granularity is set to 1, our approach initially attempts to remove all layers in the cluster except the first one, based on the evidence that these layers perform similar roles within the model. For instance, if n adjacent layers form a module ($p_i = l_1, \dots, l_n$) and the output vectors from l_1 to l_n fall within a similarity threshold τ or the given input values, merging these layers is expected to have minimal impact on the model’s performance.

However, we observe that excessive pruning sometimes leads to a noticeable drop in accuracy, particularly for CNN models. We believe this issue arises from having too many layers within a single cluster. To address this, we offer the option to adjust the pruning granularity to values other than 1. If the granularity is set to 2, the algorithm will attempt to remove every other layer in the cluster, effectively pruning the even-numbered layers.

As defined in Algorithm 1, our algorithm adjusts the pruning ratio if the pruned model experiences a significant accuracy drop due to the reduction of multiple layers and fails to meet the accuracy threshold. We have found that such adjustments are generally unnecessary for transformer models. However, CNN models (such as ResNet (He et al. 2016)) may require this step to mitigate accuracy loss.

Experiments

We conducted a range of evaluations by varying the inputs to MPruner. The primary goal of our experiments was not to




Figure 3: Clustering Heatmaps for Bert.

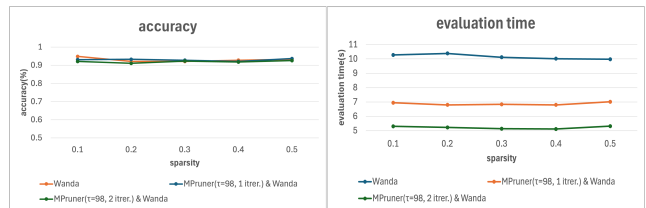


Figure 4: Result of Wanda (Sun et al. 2024), and Integration of Wanda and MPruner.

argue that our method is superior to previous pruning techniques, but to confirm whether the multi-layer cluster pruning described in Section can achieve the optimal size, as supported by mathematical evidence measured by our CKA similarity score. All code and models were implemented in PyTorch. Due to the diversity of our experiments, we utilized multiple GPUs for analysis, optimization, recovery, and performance validation both before and after pruning. Specific details of the experimental setup are provided. As part of the inputs for MPruner, we set the CKA threshold (τ) to 95%, 98%, and/or 99%. The retraining process was conducted with a learning rate of 0.00005, a batch size of 32, and for 3 epochs. To ensure a thorough comparison, we report all intermediate results, not just the final input and output models of our top-level pruning algorithm 1.

Overall, we observed that our method effectively optimizes the size of both CNN and Transformer models with high scalability. The analysis stage operates in linear time, efficiently determining global multi-layer cluster-wise information regardless of the network’s depth or width. Additionally, our approach demonstrated strong effectiveness for Transformer models, including both encoder-only and encoder-decoder architectures. We also found that our method can be seamlessly integrated with state-of-the-art magnitude pruning techniques (Sun et al. 2024) without causing any accuracy loss in Transformer models.

	Method	Performance(%)	Evaluation time(s)	Training time(s)	Parameter(M)	Num. of Encoders
Dair AI Emotion	Baseline	0.92	14.8684	1579.8736	109.4869	12
	$\tau = 99\%$, unfreeze, 1st iter.	0.92	8.6455	1306.8720	95.3111	10
	$\tau = 98\%$, unfreeze, 1st iter.	0.93 (+0.01)	7.0948	1062.2365	81.1354	8
	$\tau = 98\%$, unfreeze, 2nd iter.	0.93 (+0.01)	5.5214	796.2302	66.9596	6
Yahoo Answers Topics	Baseline	0.70	101.9891	41325.0308	109.4869	12
	$\tau = 99\%$, unfreeze, 1st iter.	0.70	101.9891	N.A.	109.4869	12
	$\tau = 98\%$, unfreeze, 1st iter.	0.71 (+0.01)	79.4448	31593.5162	88.2263	8

Table 1: Bert Compression.

Transformer models

BERT-based We performed two experiments with a BERT-based model. For small-scale data and label-related compression, we used a pretrained language emotion analysis model with six classes (Dair AI Emotion)¹. This dataset was divided into 16,000 training samples, 1,000 validation samples for CKA analysis, and 1,000 evaluation samples. For large-scale data and label-related experiments, we used a pretrained news article topic classification model with ten classes (Yahoo Answers Topics)². This dataset was split into 1,400,000 training samples, 30,000 validation samples for CKA analysis, and 30,000 evaluation samples. The experiments were conducted on two different setups: the Dair AI model was tested on an NVIDIA GeForce RTX 3070 Ti 8GB GPU with a 13th Gen Intel(R) Core(TM) i7-13700 processor and 16GB of RAM, while the Yahoo Answers Topics model was tested on an NVIDIA GeForce RTX 4090 24GB GPU with a 14th Gen Intel(R) Core(TM) i9-14900 processor and 64GB of RAM.

Table 1 presents the experimental results. For a straightforward comparison, we disabled the freezing option in our configuration. We also evaluated several aspects affected by *MPruner*: performance (accuracy), evaluation time (the total inference time on our validation dataset), and training time (the duration required for training with a batch size of 32 and 3 epochs). Our method shows promising results, effectively reducing the model size by up to 50% in terms of the number of encoders without compromising accuracy. Also, the final experimental results indicate that *MPruner* had almost no effect on accuracy. Meanwhile, inference speed, measured as the total inference time on the validation dataset, improved by 62.04% and 22.10%, and training time was reduced by 49.60% and 23.55%, respectively. Although the compression ratio varies depending on the dataset size, our methodology reliably identifies layers that can be collapsed, ensuring minimal loss of accuracy with mathematical rigor, as depicted in Figure 3. The figure displays the clustering results for both experiments: from left to right, showing BERT-base, the results after a single pruning iteration, and the final compression outcome. The proposed methodology in this paper involves iterative clustering and pruning until no further clustering of two or more encoders is possible. This heatmap illustrates the gradual reduction in layer similarity, providing evidence that *MPruner* prunes the target network conservatively but correctly. The pruning

¹<https://huggingface.co/datasets/dair-ai/emotion>

²https://huggingface.co/datasets/yahoo_answers_topics

	Baseline	1st iter.	2nd iter.
Num. of encoder	12	9	7
Num. of decoder	12	5	3
Num. of parameter	222M	135M	109M
BLEU	0.2268	0.2120	0.2009
ROUGE-1 F1	0.5177	0.5027	0.4929
ROUGE-2 F1	0.3033	0.2880	0.2765
ROUGE-L F1	0.4812	0.4697	0.4601
ROUGE-Lsum F1	0.4812	0.4702	0.4601
METEOR	0.4894	0.4702	0.4590

Table 2: Compression on CodeT5

is performed up to the point where the model remains safe and continues to offer nearly identical functionalities before and after pruning.

Potential for Integration with Other Tools *MPruner* is designed to identify the optimal pruning point that maintains mathematical guarantees, rather than pushing the network to its limits. Consequently, it does not focus solely on minimizing the number of parameters, layers, or memory usage. To validate the safety and effectiveness of our pruning results, we conduct stress tests and apply an established pruning technique (Sun et al. 2024) to both the original and pruned networks produced by *MPruner*. Our findings, illustrated in Figure 4, show that the accuracy of the pruned network is maintained at similar sparsity levels compared to the original model when pruned. Additionally, the reduced size of the network produced by *MPruner* enables its combination with Wanda, which further decreases inference time by eliminating additional weights compared to using Wanda alone. This empirically demonstrates that *MPruner* effectively removes unnecessary components while preserving network functionality and can enhance results when integrated with other pruning methods.

CodeT5 Another experiment evaluates the applicability and impact of our method on a natural language generation model, specifically the T5-base model using the SQuAD dataset³. The experiment was conducted on an NVIDIA RTX A6000 48GB GPU, an Intel(R) Xeon(R) W5-2455X processor, and 256 GB of RAM. Unlike previous benchmarks that used accuracy as the sole performance metric, we employed three well-known metrics—BLEU, ROUGE, and METEOR (Liu et al. 2016)—to assess the effectiveness of our approach. We set the CKA similarity threshold τ to

³<https://huggingface.co/datasets/rajpurkar/squad>

	Method	Params./Mem. Pruned(%)	Performance(%)	Num. Layers
ResNet50 ILSVRC2012	Baseline	N.A.	76.75	16
	ThiNet (Luo, Wu, and Lin 2017)	50.45/N.A.	71.01 (-5.74)	16
	MINT (Ganesh, Corso, and Sekeh 2020) ($\delta = 0.1$)	43.00/71.50	71.50 (-5.25)	16
	Ours ($\tau = 98\%$), unfreeze, 1st iter., k=1)	5.4	75.70 (-1.05)	14
	Ours ($\tau = 98\%$), unfreeze, 2nd iter., k=1)	6.56	74.75 (-2.00)	13
ResNet152 ILSVRC2012	Baseline	N.A.	76.82	50
	Ours ($\tau = 99\%$), unfreeze, 1st iter., k=1)	47.32	73.37 (-3.45)	26
	Ours ($\tau = 98\%$), unfreeze, 1st iter., k=1)	54.74	72.16 (-4.66)	22
	Ours ($\tau = 99\%$), unfreeze, 1nd iter., k=2)	34.33	74.96 (-1.86)	33
	Ours ($\tau = 98\%$), unfreeze, 1nd iter., k=2)	36.18	74.93 (-1.89)	32

Table 3: CNN Models Compression.




Figure 5: Clustering Heatmaps for CodeT5.

99% and the maximum allowable accuracy drop threshold γ to 0.02% for the BLEU score.

With this threshold, we found that MPruner could effectively prune the network to the point where no clusters remained after two iterations. The clustering information from each iteration is illustrated in Figure 5. The results, also detailed in Table 2, show a significant reduction in the size of the CodeT5 model, particularly in the decoder layers. MPruner identified that approximately two-thirds of the decoder layers were unnecessary, which the results confirm. Even for the encoder layers, MPruner demonstrated that nearly half were superfluous. Overall, the results suggest that CodeT5 is significantly larger than needed for the SQuAD dataset, and MPruner effectively reduces the model size with both mathematical justification and empirical evidence.

We have not tested MPruner on large language models, such as LLaMa, but the pruning ratios achieved in our three experiments are comparable to or exceed those reported in previous works (Ma, Fang, and Wang 2023; Liu et al. 2024; Yang, Cao, and Zhao 2024; Fan et al. 2024; Kim et al. 2024; Men et al. 2024), despite the distinct nature of our methodology compared to these tools. Since MPruner determines the pruning ratio based on the model’s size and dataset char-

acteristics, we can expect that large language models may achieve higher pruning ratios depending on their specific tasks and requirements.

CNN models

We applied MPruner to two ResNet models, ResNet50 and ResNet152, using the ILSVRC-2012 dataset⁴. Both models were run on an NVIDIA RTX A4000 16GB GPU, an Intel(R) Xeon(R) W5-2455X processor, and 128 GB of RAM. The results are summarized in Table 3. Compared to experiments with transformer models, we observed that the accuracy drop occurs more rapidly with ResNet models. We set the accuracy drop threshold γ to 2%, but MPruner quickly reached this threshold within one iteration. Even with adjustments to the pruning granularity for ResNet152, we encountered a significant accuracy drop compared to what we observed with transformer models.

Comparing MPruner with recent previous structured pruning methods (Luo, Wu, and Lin 2017; Ganesh, Corso, and Sekeh 2020) on ResNet50, our approach effectively preserves accuracy even at the highest pruning granularity ($k = 1$), though it can only safely prune a limited number of layers. Additionally, MINT faces scalability issues with ResNet152, as datasets larger than 5,000 samples exceed available memory and calculating mutual information for every layer pair can take several days.

In summary, while CKA scores are more suitable for measuring redundancy in transformer models, our method still offers reasonable safety and scalability for pruning CNN models.

TinyNas

We also evaluated the applicability of our approach to a network architecture search (NAS) algorithm, TinyNAS (Wang et al. 2023b,a), to determine if it could identify optimal model sizes. Our findings indicate that TinyNAS does not produce meaningful multi-layer clusters in its results. Considering TinyNAS aims to optimize architectures for resource-constrained devices, we assume it assesses layer similarities in the synthesized models with the given dataset. We plan to integrate our tool with additional NAS algorithms, such as Cream, to further explore and enhance its applicability.

⁴<https://www.image-net.org/challenges/LSVRC/2012/>

Conclusion and Future Works

We propose a novel pruning method that collapses layers while regulating the pruning ratio according to specified accuracy thresholds, using multi-layer cluster-wise information to optimize neural network size. This method leverages layer similarities in architectures such as CNNs and transformers, removing unnecessary layers based on CKA similarity values between layer clusters. Our experiments show that this approach is highly effective for transformer models and efficiently reduces the size of large CNN models by eliminating unnecessary components. Additionally, our results suggest that our method can be seamlessly integrated with other pruning techniques to further reduce both model size and inference time.

In the future, we plan to explore alternative metrics beyond CKA for identifying layers to prune, aiming to improve compatibility with various architectures. We also intend to integrate our approach with advanced NAS tools and conduct further evaluations on large-scale language models, such as LLaMa and GPT, to assess the scalability and broader applicability of our method.

References

- Abiodun, O. I.; Jantan, A.; Omolara, A. E.; Dada, K. V.; Mohamed, N. A.; and Arshad, H. 2018. State-of-the-art in artificial neural network applications: A survey. *Heliyon*, 4(11).
- An, Y.; Zhao, X.; Yu, T.; Tang, M.; and Wang, J. 2024. Fluctuation-Based Adaptive Structured Pruning for Large Language Models. In *Thirty-Eighth AAAI Conference on Artificial Intelligence, AAAI 2024, Thirty-Sixth Conference on Innovative Applications of Artificial Intelligence, IAAI 2024, Fourteenth Symposium on Educational Advances in Artificial Intelligence, EAAI 2024*, 10865–10873. AAAI Press.
- Ashkboos, S.; Croci, M. L.; Nascimento, M. G. D.; Hoefler, T.; and Hensman, J. 2024. SliceGPT: Compress Large Language Models by Deleting Rows and Columns. In *The Twelfth International Conference on Learning Representations, ICLR 2024*. OpenReview.net.
- Cheng, H.; Zhang, M.; and Shi, J. Q. 2023. A Survey on Deep Neural Network Pruning-Taxonomy, Comparison, Analysis, and Recommendations. *CoRR*, abs/2308.06767.
- Chwialkowski, K.; and Gretton, A. 2014. A Kernel Independence Test for Random Processes. In *Proceedings of the 31th International Conference on Machine Learning, ICML 2014*, volume 32 of *JMLR Workshop and Conference Proceedings*, 1422–1430. JMLR.org.
- Davari, M.; Horoi, S.; Natic, A.; Lajoie, G.; Wolf, G.; and Belilovsky, E. 2023. Reliability of CKA as a Similarity Measure in Deep Learning. In *The Eleventh International Conference on Learning Representations, ICLR 2023, Kigali, Rwanda, May 1-5, 2023*. OpenReview.net.
- Dosovitskiy, A.; Beyer, L.; Kolesnikov, A.; Weissenborn, D.; Zhai, X.; Unterthiner, T.; Dehghani, M.; Minderer, M.; Heigold, G.; Gelly, S.; Uszkoreit, J.; and Houshy, N. 2021. An Image is Worth 16x16 Words: Transformers for Image Recognition at Scale. In *9th International Conference on Learning Representations, ICLR 2021*. OpenReview.net.
- Elad, M.; Kwar, B.; and Vaksman, G. 2023. Image Denoising: The Deep Learning Revolution and Beyond - A Survey Paper. *SIAM J. Imaging Sci.*, 16(3): 1594–1654.
- Fan, C.; Li, J.; Zhang, T.; Ao, X.; Wu, F.; Meng, Y.; and Sun, X. 2021. Layer-wise Model Pruning based on Mutual Information. In *Proceedings of the 2021 Conference on Empirical Methods in Natural Language Processing, EMNLP 2021*, 3079–3090. Association for Computational Linguistics.
- Fan, S.; Jiang, X.; Li, X.; Meng, X.; Han, P.; Shang, S.; Sun, A.; Wang, Y.; and Wang, Z. 2024. Not all Layers of LLMs are Necessary during Inference. *CoRR*, abs/2403.02181.
- Frantar, E.; and Alistarh, D. 2023. SparseGPT: Massive Language Models Can be Accurately Pruned in One-Shot. In *International Conference on Machine Learning, ICML 2023*, volume 202 of *Proceedings of Machine Learning Research*, 10323–10337. PMLR.
- Ganesh, M. R.; Corso, J. J.; and Sekeh, S. Y. 2020. MINT: Deep Network Compression via Mutual Information-based Neuron Trimming. In *25th International Conference on Pattern Recognition, ICPR 2020*, 8251–8258. IEEE.
- Guo, S.; Xu, J.; Zhang, L. L.; and Yang, M. 2023. Compresso: Structured Pruning with Collaborative Prompting Learns Compact Large Language Models. *CoRR*, abs/2310.05015.
- Han, S.; Mao, H.; and Dally, W. J. 2016. Deep Compression: Compressing Deep Neural Network with Pruning, Trained Quantization and Huffman Coding. In *4th International Conference on Learning Representations, ICLR 2016*.
- He, K.; Zhang, X.; Ren, S.; and Sun, J. 2016. Deep Residual Learning for Image Recognition. In *2016 IEEE Conference on Computer Vision and Pattern Recognition, CVPR 2016*, 770–778. IEEE Computer Society.
- He, Y.; and Xiao, L. 2024. Structured Pruning for Deep Convolutional Neural Networks: A Survey. *IEEE Trans. Pattern Anal. Mach. Intell.*, 46(5): 2900–2919.
- He, Y.; Zhang, X.; and Sun, J. 2017. Channel Pruning for Accelerating Very Deep Neural Networks. In *IEEE International Conference on Computer Vision, ICCV 2017*, 1398–1406. IEEE Computer Society.
- Huang, Z.; and Wang, N. 2018. Data-Driven Sparse Structure Selection for Deep Neural Networks. In *Computer Vision - ECCV 2018 - 15th European Conference*, volume 11220 of *Lecture Notes in Computer Science*, 317–334. Springer.
- Khan, S. H.; Naseer, M.; Hayat, M.; Zamir, S. W.; Khan, F. S.; and Shah, M. 2022. Transformers in Vision: A Survey. *ACM Comput. Surv.*, 54(10s): 200:1–200:41.
- Kim, B.; Kim, G.; Kim, T.; Castells, T.; Choi, S.; Shin, J.; and Song, H. 2024. Shortened LLaMA: A Simple Depth Pruning for Large Language Models. *CoRR*, abs/2402.02834.
- Kornblith, S.; Norouzi, M.; Lee, H.; and Hinton, G. E. 2019. Similarity of Neural Network Representations Revisited. In

- Proceedings of the 36th International Conference on Machine Learning, ICML 2019*, volume 97 of *Proceedings of Machine Learning Research*, 3519–3529. PMLR.
- Kovaleva, O.; Romanov, A.; Rogers, A.; and Rumshisky, A. 2019. Revealing the Dark Secrets of BERT. In Inui, K.; Jiang, J.; Ng, V.; and Wan, X., eds., *Proceedings of the 2019 Conference on Empirical Methods in Natural Language Processing and the 9th International Joint Conference on Natural Language Processing, EMNLP-IJCNLP 2019*, 4364–4373. Association for Computational Linguistics.
- Lagunas, F.; Charlaix, E.; Sanh, V.; and Rush, A. M. 2021. Block Pruning For Faster Transformers. In Moens, M.; Huang, X.; Specia, L.; and Yih, S. W., eds., *Proceedings of the 2021 Conference on Empirical Methods in Natural Language Processing, EMNLP 2021*, 10619–10629. Association for Computational Linguistics.
- Li, H.; Kadav, A.; Durdanovic, I.; Samet, H.; and Graf, H. P. 2017. Pruning Filters for Efficient ConvNets. In *5th International Conference on Learning Representations, ICLR 2017*. OpenReview.net.
- Lin, S.; Ji, R.; Yan, C.; Zhang, B.; Cao, L.; Ye, Q.; Huang, F.; and Doermann, D. S. 2019. Towards Optimal Structured CNN Pruning via Generative Adversarial Learning. In *IEEE Conference on Computer Vision and Pattern Recognition, CVPR 2019*, 2790–2799. Computer Vision Foundation / IEEE.
- Lin, T.; Wang, Y.; Liu, X.; and Qiu, X. 2022. A survey of transformers. *AI Open*, 3: 111–132.
- Liu, C.; Lowe, R.; Serban, I.; Noseworthy, M.; Charlin, L.; and Pineau, J. 2016. How NOT To Evaluate Your Dialogue System: An Empirical Study of Unsupervised Evaluation Metrics for Dialogue Response Generation. In *Proceedings of the 2016 Conference on Empirical Methods in Natural Language Processing, EMNLP 2016, Austin, Texas, USA, November 1-4, 2016*, 2122–2132. The Association for Computational Linguistics.
- Liu, D.; Qin, Z.; Wang, H.; Yang, Z.; Wang, Z.; Rong, F.; Liu, Q.; Hao, Y.; Chen, X.; Fan, C.; Lv, Z.; Tu, Z.; Chu, D.; and Sui, D. 2024. Pruning via Merging: Compressing LLMs via Manifold Alignment Based Layer Merging. *CoRR*, abs/2406.16330.
- Liu, Z.; Li, J.; Shen, Z.; Huang, G.; Yan, S.; and Zhang, C. 2017. Learning Efficient Convolutional Networks through Network Slimming. In *IEEE International Conference on Computer Vision, ICCV 2017*, 2755–2763. IEEE Computer Society.
- Luo, J.; Wu, J.; and Lin, W. 2017. ThiNet: A Filter Level Pruning Method for Deep Neural Network Compression. In *IEEE International Conference on Computer Vision, ICCV 2017*, 5068–5076. IEEE Computer Society.
- Ma, X.; Fang, G.; and Wang, X. 2023. LLM-Pruner: On the Structural Pruning of Large Language Models. In *Advances in Neural Information Processing Systems 36: Annual Conference on Neural Information Processing Systems (NeurIPS) 2023*.
- Men, X.; Xu, M.; Zhang, Q.; Wang, B.; Lin, H.; Lu, Y.; Han, X.; and Chen, W. 2024. ShortGPT: Layers in Large Language Models are More Redundant Than You Expect. *CoRR*, abs/2403.03853.
- Michel, P.; Levy, O.; and Neubig, G. 2019. Are Sixteen Heads Really Better than One? In Wallach, H.; Larochelle, H.; Beygelzimer, A.; d'Alché-Buc, F.; Fox, E.; and Garnett, R., eds., *Advances in Neural Information Processing Systems*, volume 32. Curran Associates, Inc.
- Molchanov, P.; Tyree, S.; Karras, T.; Aila, T.; and Kautz, J. 2016. Pruning Convolutional Neural Networks for Resource Efficient Transfer Learning. *CoRR*, abs/1611.06440.
- Otter, D. W.; Medina, J. R.; and Kalita, J. K. 2020. A survey of the usages of deep learning for natural language processing. *IEEE transactions on neural networks and learning systems*, 32(2): 604–624.
- Radiya-Dixit, E.; and Wang, X. 2020. How fine can fine-tuning be? Learning efficient language models. In *The 23rd International Conference on Artificial Intelligence and Statistics, AISTATS 2020, 26-28 August 2020*, volume 108 of *Proceedings of Machine Learning Research*, 2435–2443. PMLR.
- Ren, X.; Lin, Y.; Xue, Y.; Liu, R.; Sun, J.; Feng, Z.; and Dong, J. S. 2023. DeepArc: Modularizing Neural Networks for the Model Maintenance. In *45th IEEE/ACM International Conference on Software Engineering, ICSE 2023*, 1008–1019. IEEE.
- Shamshad, F.; Khan, S. H.; Zamir, S. W.; Khan, M. H.; Hayat, M.; Khan, F. S.; and Fu, H. 2023. Transformers in medical imaging: A survey. *Medical Image Anal.*, 88: 102802.
- Sun, M.; Liu, Z.; Bair, A.; and Kolter, J. Z. 2024. A Simple and Effective Pruning Approach for Large Language Models. In *The Twelfth International Conference on Learning Representations, ICLR 2024*. OpenReview.net.
- Tay, Y.; Deghani, M.; Rao, J.; Fedus, W.; Abnar, S.; Chung, H. W.; Narang, S.; Yogatama, D.; Vaswani, A.; and Metzler, D. 2022. Scale Efficiently: Insights from Pretraining and Finetuning Transformers. In *The Tenth International Conference on Learning Representations, ICLR 2022*. OpenReview.net.
- Vaswani, A.; Shazeer, N.; Parmar, N.; Uszkoreit, J.; Jones, L.; Gomez, A. N.; Kaiser, L.; and Polosukhin, I. 2017. Attention Is All You Need. *CoRR*, abs/1706.03762.
- Voita, E.; Talbot, D.; Moiseev, F.; Sennrich, R.; and Titov, I. 2019. Analyzing Multi-Head Self-Attention: Specialized Heads Do the Heavy Lifting, the Rest Can Be Pruned. In *Proceedings of the 57th Conference of the Association for Computational Linguistics, ACL 2019*, 5797–5808. Association for Computational Linguistics.
- Wang, H.; Ge, C.; Chen, H.; and Sun, X. 2023a. PreNAS: Preferred One-Shot Learning Towards Efficient Neural Architecture Search. In *International Conference on Machine Learning, ICML 2023, 23-29 July 2023*, volume 202 of *Proceedings of Machine Learning Research*, 35642–35654. PMLR.

Wang, J.; Sun, Z.; Qian, Y.; Gong, D.; Sun, X.; Lin, M. C.; Pagnucco, M.; and Song, Y. 2023b. Maximizing Spatio-Temporal Entropy of Deep 3D CNNs for Efficient Video Recognition. In *The Eleventh International Conference on Learning Representations, ICLR 2023*. OpenReview.net.

Yang, Y.; Cao, Z.; and Zhao, H. 2024. LaCo: Large Language Model Pruning via Layer Collapse. *CoRR*, abs/2402.11187.

Zaken, E. B.; Goldberg, Y.; and Ravfogel, S. 2022. Bit-Fit: Simple Parameter-efficient Fine-tuning for Transformer-based Masked Language-models. In *Proceedings of the 60th Annual Meeting of the Association for Computational Linguistics (Volume 2: Short Papers), ACL 2022*, 1–9. Association for Computational Linguistics.

Supplementary Materials

The following sections present additional experiments involving MPruner that are not covered in the main text.

ResNet

- Hardware setting:
 - CPU : Intel(R) Xeon(R) W5-2455X processor
 - GPU : NVIDIA RTX A4000 16GB GPU
 - MEMORY : 128 GB
- Dataset : ILSVRC-2012
- Model :
 - microsoft/resnet152
 - microsoft/restnet50

ResNet152

This experiment compares a model that was fine-tuned using Microsoft’s ResNet152 for 3 epochs with a model that is compressed by MPruner. In this experiment, we set CKA thresholds as 98 and 99, followed by 3 epochs of retraining and unfreezing/freezing. The batch size was set to 64, the optimizer used was Adam, and the learning rate was 0.0002. The layer pruning process of the model was based on the similarity of the intermediate layers, specifically focusing on the ResNetBottleneck layer. The results of the experiment are in Table 4.

ResNet50

This experiment compares a model fine-tuned using Microsoft’s ResNet50 for 3 epochs with a model that is compressed by MPruner. In this experiment, we set CKA thresholds as 95, 98, and 99, followed by 3 epochs of retraining and unfreezing/freezing. However, the threshold of 99 was excluded as no pruning occurred. The batch size was set to 64, the optimizer used was Adam, and the learning rate was 0.0002. The layer pruning process of the model was based on the similarity of the intermediate layers, specifically focusing on the ResNetBottleneck layer. The results of the experiment are in Table 5.

Dair AI Emotion

- Hardware setting:
 - CPU : 13th Gen Intel(R) Core(TM) i7-13700
 - GPU : NVIDIA GeForce RTX 3070 TI 8GB
 - MEMORY : 16GB
- Dataset : Dair AI Emotion
- Model : Bert-base / text classification

This experiment compares a model fine-tuned using BERT-base for text classification with 1 epoch to a model compressed by MPruner. Additionally, we conduct experiments with Wanda, comparing the results of applying Wanda alone versus using the integrated tool combining Wanda and MPruner. The sparsity levels for Wanda are 10%, 20%, 30%, 40%, and 50%. In this experiment, CKA thresholds of 98 and 99 were used, followed by 3 epochs of retraining and

Stage	CKA Threshold	1epoch	2epoch	3epoch	Num. of layers	Parameter	Eval time(s)	Freeze
Original	N/A	N/A	N/A	76.824	50	60.192808 M	259.9679s	N/A
All 1st iteration k=1	$\tau = 99$	72.094	72.926	73.374 (-3.45%)	26	31.709224 M	180.18139s	0
	$\tau = 98$	70.318	72.0	72.164 (-4.66%)	22	27.240488 M	169.60528s	0
	$\tau = 99(\text{freeze})$	72.604	73.494 (-3.33%)	73.176 (-4.33%)	26	31.709224 M	180.17326s	16
	$\tau = 98(\text{freeze})$	70.826	71.894	72.294 (-4.53%)	22	27.240488 M	169.92417s	15
Half (Odd) 1st iteration k=2	$\tau = 99$	74.758	74.960 (-1.864%)	74.622	33	39.529512 M	202.43821s	0
	$\tau = 98$	74.768	74.926 (-1.898%)	74.652	32	38.412328 M	201.78150s	0
	$\tau = 99(\text{freeze})$	74.572	74.956 (-1.868%)	74.818	33	39.529512 M	202.33958s	9
	$\tau = 98(\text{freeze})$	74.51	74.688 (-2.136%)	74.6859	32	38.412328 M	201.15831s	8
All 2nd iteration k=1	$\tau = 99$	70.226	70.39	70.53	20	25.84324 M	162.24440s	0
	$\tau = 98$	67.168	68.49	68.822	14	19.977256 M	139.80341s	0
	$\tau = 99(\text{freeze})$	68.984	69.512	70.054	17	22.491688 M	151.83072s	9
	$\tau = 98(\text{freeze})$	70.35	70.61	70.254	17	23.328808 M	149.61890s	9
Half (Odd) 2nd iteration k=2	$\tau = 99$	73.02	73.38	73.106	26	33.663528 M	181.37359s	0
	$\tau = 98$	72.44	72.789	72.807	23	30.031912 M	166.74806s	0
	$\tau = 99(\text{freeze})$	73.672	73.842	73.64	27	33.663528 M	181.26035s	15
	$\tau = 98(\text{freeze})$	72.326	72.460	72.64	22	28.077608 M	168.01924s	8

Table 4: ResNet152 - ILSVRC-2012

Stage	CKA Threshold	1epoch	2epoch	3epoch	Num. of layers	Parameter	Eval time(s)	Freeze
All		77.2	77.082	76.754	16	25.557032 M	147.0041	
1st iteration k=1	$\tau = 99$	(=original)						
	$\tau = 98$	75.698(-1.056%)	75.44	75.2719	14	24.159784 M	136.8380	0
	$\tau = 95$	72.202	72.452(-4.302%)	72.432	10	21.574952 M	100.2376	0
All 2nd iteration k=1	$\tau = 98$	74.75	74.652	74.468	13	23.87972 M	130.574	0
	$\tau = 95$	70.414	70.69	70.524	8	21.224488 M	110.483	0
	$\tau = 98(\text{freeze})$	72.48	72.568	72.658	11	21.294888 M	127.497	9
	$\tau = 95(\text{freeze})$	71.7539	71.364	71.566	9	21.645352 M	116.2409	5

Table 5: ResNet50 - ILSVRC-2012

unfreezing/freezing. The batch size was set to 32, the optimizer used was AdamW, and the learning rate was $5e-05$. The layer pruning process was based on the similarity of BERT layers, specifically focusing on the encoder. The results of the experiment are as follows.

The results from the basic experiments conducted solely with MPruner are shown in Figure 6. Comparison with Wanda is described in Figure 7.

Yahoo Answers Topics

- Hardware setting:
 - CPU : 14th Gen Intel(R) Core(TM) i9-14900
 - GPU : NVIDIA GeForce RTX 4090 24GB
 - MEMORY : 64GB
- Dataset : Yahoo answer topics
- Model : Bert-base / text classification

This experiment compares a model fine-tuned using BERT-base for text classification with 1 epoch to a model compressed by MPruner. Additionally, we conduct experiments with Wanda, comparing the results of applying Wanda alone versus using the integrated tool combining Wanda and MPruner. The sparsity levels for Wanda are 10%, 20%, 30%, 40%, and 50%. In this experiment, CKA thresholds of 98 and 99 were used, followed by 3 epochs of retraining and unfreezing/freezing. The batch size was set to 32, the optimizer used was AdamW, and the learning rate was $5e-05$.

The layer pruning process was based on the similarity of BERT layers, specifically focusing on the encoder. The results of the experiment are as follows.

The results from the basic experiments conducted solely with MPruner are shown in Figure 8. Comparison with Wanda is described in Figure 9.

T5 model - SQuAD (QG)

- Hardware setting:
 - CPU : intel xeon w5-2455x (128 processor)
 - GPU : NVIDIA RTX A6000 48GB
 - MEMORY : 256GB
- Dataset : SQuAD v1.1
- Model : T5-base Question Generation (QG)

In this experiment, the SQuAD v1.1 dataset was used with the T5-base model to perform the task of Question Generation. The similarity threshold (CKA threshold) was set to 99%. After layer pruning, the model was fine-tuned with 3 epochs of retraining. The results of the experiment are in Table 10.

Stage	CKA Threshold	Num. of enc.	Eval. loss	Accuracy	Eval. time(s)	Training time(s)	Parameter	Freeze
1st iteration	$\tau=99$	12	0.3312	0.92	14.8684	1579.8736	109.486854 M	
	$\tau=98$	10	0.4160	0.921(+0.001%)	8.6455	1306.872	95.31111 M	0
	$\tau=98$	8	0.3665	0.934(+0.014%)	7.0948	1062.2365	81.135366 M	0
	$\tau=99(\text{freeze})$	10	0.3125	0.926(+0.006%)	8.6366	1126.2001	95.31111 M	6
2nd iteration	$\tau=98(\text{freeze})$	8	0.3341	0.925(+0.005%)	6.9947	929.7921	81.135366 M	4
	$\tau=98$	6	0.4054	0.928(+0.008%)	5.5214	796.2302	66.959622 M	0
	$\tau=98(\text{freeze})$	6	0.4139	0.915(-0.005%)	5.3583	706.6606	66.959622 M	3

Table 6: Bert - Dair AI Emotion, MPruner Only

	CKA threshold	Sparsity level	Eval. loss	Accuracy (w/o training)	Evaluation time(s)	Parameter
Wanda	N/A	0.1	0.23041	0.949(+0.029%)	10.272	109.486854M
	N/A	0.2	0.28538	0.921	10.382	109.486854M
	N/A	0.3	0.308224	0.921	10.116	109.486854M
	N/A	0.4	0.26523	0.928	10.0158	109.486854M
	N/A	0.5	0.2619	0.933	9.9735	109.486854M
MPruner, Wanda	$\tau=98$ [1st iter.]	0.1	0.38772	0.931	6.9494	81.135366M
	$\tau=98(\text{freeze})$ [1st iter.]		0.3032	0.928	6.6892	81.135366M
	$\tau=98$ [2nd iter.]		0.4431	0.921	5.3029	66.959622M
	$\tau=98(\text{freeze})$ [2nd iter.]		0.3947	0.925	5.129	66.959622M
	$\tau=98$ [1st iter.]	0.2	0.3383	0.933	6.7985	81.135366M
	$\tau=98(\text{freeze})$ [1st iter.]		0.3045	0.936	6.7756	81.135366M
	$\tau=98$ [2nd iter.]		0.5117	0.911	5.2262	66.959622M
	$\tau=98(\text{freeze})$ [2nd iter.]		0.4068	0.918	5.2201	66.959622M
	$\tau=98$ [1st iter.]	0.3	0.3808	0.928	6.8346	81.135366M
	$\tau=98(\text{freeze})$ [1st iter.]		0.2683	0.942	6.824	81.135366M
	$\tau=98$ [2nd iter.]		0.3969	0.923	5.1384	66.959622M
	$\tau=98(\text{freeze})$ [2nd iter.]		0.3494	0.927	5.1097	66.959622M
	$\tau=98$ [1st iter.]	0.4	0.3836	0.921	6.7959	81.135366M
	$\tau=98(\text{freeze})$ [1st iter.]		0.3071	0.931	6.737	81.135366M
	$\tau=98$ [2nd iter.]		0.4336	0.918	5.1144	66.959622M
	$\tau=98(\text{freeze})$ [2nd iter.]		0.3540	0.925	5.1172	66.959622M
	$\tau=98$ [1st iter.]	0.5	0.2765	0.937	7.0152	81.135366M
	$\tau=98(\text{freeze})$ [1st iter.]		0.2304	0.94	6.9785	81.135366M
	$\tau=98$ [2nd iter.]		0.3805	0.926	5.3181	66.959622M
	$\tau=98(\text{freeze})$ [2nd iter.]		0.3390	0.929	5.3052	66.959622M

Table 7: Bert - Dair AI Emotion, Comparison with Wanda

Stage	CKA Threshold	Num. of enc.	Eval. loss	Accuracy	Eval. time(s)	Training time(s)	Parameter	Freeze
		12	1.2287	0.7047	101.9891	41325.0308	109.48993 M	
1st iteration	$\tau=99$	12 (=original)	-	-	-	-	-	-
	$\tau=98$	9	1.094	0.710	79.4448	31593.5162	88.226314 M	0
	$\tau=99(\text{Part})$	12 (=original)	-	-	-	-	-	-
	$\tau=98(\text{Part})$	9	1.1068	0.7099	80.0802	31687.6199	88.226314 M	4

Table 8: Bert - Yahoo Answers Topics, MPruner Only

	CKA threshold	Sparsity level	Eval. loss	Accuracy (w/o training)	Evaluation time(s)	Parameter
Wanda	N/A	0.1	1.0265	0.71716	101.9313	109.48993M
	N/A	0.2	1.0385	0.71616	102.1489	109.48993M
	N/A	0.3	1.03147	0.7213	102.3629	109.48993M
	N/A	0.4	1.01104	0.7213	101.6302	109.48993M
	N/A	0.5	0.9964	0.7214	101.568	109.48993M
MPruner, Wanda	Threshold98	0.1	1.0982	0.7132	79.8796	88.226314M
	$\tau=98$ (freeze)		1.0854	0.71286	79.6928	88.226314M
	$\tau=98$	0.2	1.0906	0.71483	79.9597	88.226314M
	$\tau=98$ (freeze)		1.1071	0.7119	79.7147	88.226314M
	$\tau=98$	0.3	1.0875	0.7126	79.6492	88.226314M
	$\tau=98$ (freeze)		1.0877	0.71203	79.8392	88.226314M
	$\tau=98$	0.4	1.0789	0.71613	79.0803	88.226314M
	$\tau=98$ (freeze)		1.0718	0.7160	79.3074	88.226314M
	$\tau=98$	0.5	1.0564	0.71763	79.4558	88.226314M
	$\tau=98$ (freeze)		1.0523	0.7183	78.9581	88.226314M

Table 9: Bert - Yahoo Answers Topics, Comparison with Wanda

	base-model (T5-base)	1st_iter (retrain 3epoch)	final_iter
Num of encoder	12	9	7
Num of decoder	12	5	3
Num of parameter	222M (222,903,552)	135M (135,588,864)	109M (109,630,464)
BLEU	0.2268	0.2120	0.2009
Precision 1-gram	0.5319	0.5339	0.5296
Precision 2-gram	0.2809	0.2741	0.2659
Precision 3-gram	0.1825	0.1760	0.1678
Precision 4-gram	0.1237	0.1176	0.1103
Brevity Penalty	0.9411	0.9038	0.8890
Length Ratio	0.9411	0.9082	0.8890
ROUGE-1 F1	0.5177	0.5027	0.4929
ROUGE-2 F1	0.3033	0.2880	0.2765
ROUGE-L F1	0.4812	0.4697	0.4601
ROUGE-Lsum F1	0.4812	0.4702	0.4601
METEOR	0.4894	0.4702	0.4590

Table 10: T5 model - SQuAD (QG).