

# Quantum-machine-assisted Drug Discovery: Survey and Perspective

Yidong Zhou<sup>\*1</sup>, Jintai Chen<sup>\*2</sup>, Jinglei Cheng<sup>3</sup>, Gopal Karemore<sup>4</sup>, Marinka Zitnik<sup>5</sup>, Frederic T. Chong<sup>6</sup>, Junyu Liu<sup>†3</sup>, Tianfan Fu<sup>†1</sup>, and Zhiding Liang<sup>†1</sup>

<sup>1</sup>Rensselaer Polytechnic Institute, Troy, NY, USA.

<sup>2</sup>University of Illinois Urbana-Champaign, Champaign, IL, USA.

<sup>3</sup>University of Pittsburgh, Pittsburgh, PA, USA.

<sup>4</sup>Novo Nordisk A/S, Måløv, Denmark.

<sup>5</sup>Harvard University, Cambridge, MA, USA.

<sup>6</sup>University of Chicago, Chicago, IL, USA.

## Abstract

Drug discovery and development is a highly complex and costly endeavor, typically requiring over a decade and substantial financial investment to bring a new drug to market. Traditional computer-aided drug design (CADD) has made significant progress in accelerating this process, but the development of quantum computing offers potential due to its unique capabilities. This paper discusses the integration of quantum computing into drug discovery and development, focusing on how quantum technologies might accelerate and enhance various stages of the drug development cycle. Specifically, we explore the application of quantum computing in addressing challenges related to drug discovery, such as molecular simulation and the prediction of drug-target interactions, as well as the optimization of clinical trial outcomes. By leveraging the inherent capabilities of quantum computing, we might be able to reduce the time and cost associated with bringing new drugs to market, ultimately benefiting public health.

Drug discovery and development is a highly complex and costly endeavor, typically requiring over a decade and billions of dollars to bring a single therapeutic to market [1, 2]. Traditional computer-aided drug design has made significant strides in accelerating this process, but faces fundamental limitations [3–11]. The chemical space of potential drug compounds—estimated at  $10^{60}$  molecules—vastly exceeds what classical algorithms can efficiently explore, while conventional simulation methods struggle to accurately model the quantum-mechanical interactions that govern molecular behavior [12]. These challenges, coupled with the multi-dimensional complexity of clinical trial data and stringent privacy requirements [13], create computational bottlenecks throughout the pharmaceutical pipeline that impact both time-to-market and development success rates. The integration of quantum computing across the entire pharmaceutical value chain—from molecular design to clinical trial optimization—represents a particularly promising frontier at this technological intersection.

In this paper, we review the quantum computing approaches for drug discovery and development and explore how quantum technologies might transform pharmaceutical innovation. We examine quantum approaches to molecular simulation and drug candidate generation where native quantum state representation offers exponential advantages over classical methods. We analyze quantum-enhanced clinical trial optimization through advanced resource allocation algorithms and secure data integration frameworks. By systematically com-

paring computational requirements across application areas, we highlight near-term opportunities for quantum advantage while mapping the trajectory toward fault-tolerant implementations. The convergence of these transformative technologies promises to significantly reduce the time and cost associated with bringing new therapeutics to patients, potentially revolutionizing how we address global health challenges.

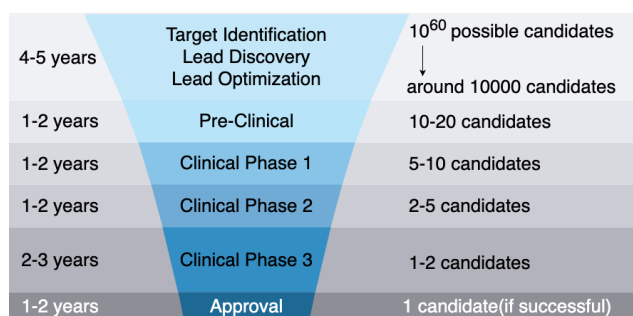
Before exploring quantum computing’s role in pharmaceutical innovation, readers should familiarize themselves with fundamental concepts from both domains. Box 1 introduces key quantum methods that enable computational advantages across the drug discovery pipeline, from molecular simulation to secure data handling. Box 2 provides essential terminology in drug discovery and development, establishing context for understanding quantum applications in pharmaceutical research. We also offer a visual overview of the entire drug development process in Figure 2, highlighting strategic points where quantum computing could potentially transform traditional approaches. These resources provide the necessary foundation for appreciating how quantum technologies might address the computational challenges that currently limit classical methods in drug discovery and development.

## Quantum-driven Drug Discovery

Drug discovery, beginning with an innovative idea for a new medication, is the initial phase aimed at identifying unique, diverse drug molecules with optimal pharmaceutical attributes. Modern drug discovery and development are highly complex and costly endeavors. Bringing a new drug to market typically

\*These authors contribute equally.

†Co-corresponding authors.



**Fig. 1.** Pipeline of drug discovery and development. Drug discovery is the early stage and aims at identifying a handful of novel drug molecule structures with desirable pharmaceutical properties. Then, pre-clinical drug development (also known as animal model) assesses the drug molecules in animal bodies. After that, clinical drug development (also known as clinical trial) evaluates the safety and effectiveness of the drug molecules on human bodies recruiting patients).

requires over a decade and substantial financial investment. In modern drug discovery, computational tools play a crucial role in accelerating the development of new therapies [14]. These tools help researchers identify potential drug targets, design and optimize molecules, and predict their behavior in the human body.

The molecular interactions underlying drug action are fundamentally quantum mechanical in nature, involving complex electron correlations and conformational dynamics that challenge classical computational methods. Quantum computing offers transformative potential in drug discovery through its native ability to represent quantum states and handle exponential complexity. Understanding how quantum approaches address drug design challenges requires establishing key concepts in both molecular representation and quantum computation.

### Foundations of Quantum-Enabled Drug Discovery

Quantum computing transforms drug discovery by representing molecules in their fundamental quantum mechanical form [15, 16]. Understanding this quantum approach requires examining three distinct representations that enable different aspects of molecular modeling and drug design.

The foundational representation encodes molecular wavefunctions as quantum states in Hilbert space, mapping both electronic and nuclear degrees of freedom to qubit configurations. Unlike classical representations limited to atomic positions and bonds, quantum states capture molecular behavior through superposition and entanglement, naturally accounting for electron correlation effects that classical methods approximate poorly [17–20]. This direct quantum encoding enables precise modeling of electronic structures and molecular interactions crucial for drug-target binding [13, 21].

For electronic structure calculations, second quantization

provides a practical framework where molecules are described through fermionic operators [22]. These operators must be transformed to work with quantum computers’ qubit architecture, typically using either Jordan-Wigner or Bravyi-Kitaev encodings [23, 24]. These transformations maintain quantum mechanical properties while enabling efficient computation, with Bravyi-Kitaev offering particularly optimized qubit utilization for larger molecular systems [25].

Quantum kernel methods (Box 1) extend these representations into machine learning applications by mapping molecular structures into high-dimensional quantum feature spaces [26, 27]. This mapping enables the detection of complex structure-function relationships beyond the reach of classical methods, providing a powerful framework for tasks ranging from binding affinity prediction to drug candidate generation. These quantum feature spaces bridge pure quantum mechanical representations with practical drug design applications [28].

The combination of quantum state representations, fundamental quantum operations, and quantum-enhanced machine learning provides a comprehensive toolkit for addressing the key challenges in structure-based drug design: binding site prediction, binding pose generation, *de novo* ligand generation, binding affinity prediction, and protein pocket generation.

### Protein Binding Site Characterization and Design

Identifying and engineering protein binding sites presents dual challenges: predicting existing binding pockets and designing new ones for targeted drug interactions. Classical approaches using geometric analysis and machine learning methods like MaSIF [29] have advanced our understanding of surface cavities [30, 31], yet struggle with the quantum mechanical effects that determine both natural binding site formation and engineered pocket stability. These methods particularly falter when addressing electronic effects in metalloprotein sites and catalytic centers, where electron correlation and proton transfer networks critically influence function.

Quantum computing addresses these challenges through Hamiltonian formulation with  $O(N^4)$  scaling [32, 33], enabling precise characterization of existing binding sites. Digital quantum algorithms accurately predict protonation states and polarizable regions [34, 35], particularly excelling in metalloproteins like zinc proteases where electronic effects dominate binding. The quantum methodology captures subtle electronic changes that traditional force fields must approximate, as demonstrated in the successful prediction of catalytic sites in viral proteases and metalloenzymes [36, 37].

The same quantum framework extends naturally to pocket engineering, where electronic effects must be carefully controlled to create stable binding interfaces. The integration of quantum-immune algorithms [38, 39] revolutionizes the prediction of dynamic binding sites. This hybrid methodology proves especially effective for identifying cryptic pockets that form through electronic reorganization [33, 40]. Quantum

## BOX 1

### Key quantum methods in drug discovery

Quantum computing offers novel approaches for accelerating drug discovery through enhanced molecular simulation, optimization, and secure data handling. Here we highlight several fundamental quantum methods:

**Quantum Phase Estimation (QPE):** A fundamental quantum algorithm that determines the eigenvalues of a quantum operator. The pipeline begins by preparing an initial state that has some overlap with the desired eigenstate. A series of controlled unitary operations is then applied with increasing evolution times, encoding the phase information into a quantum register. The final step involves performing an inverse quantum Fourier transform on this register to extract the eigenvalue. The accuracy improves exponentially with the number of qubits in the phase register.

**Variational Quantum Eigensolver (VQE):** A hybrid quantum-classical approach where a quantum circuit prepares trial states while a classical optimizer adjusts circuit parameters. The pipeline begins with an initial guess for the wavefunction, encoded into a parametrized quantum circuit (ansatz). The quantum hardware evaluates the energy expectation value, which feeds back to the classical optimizer. This cycle iterates until convergence to the ground state energy. The method incorporates error mitigation through techniques like zero-noise extrapolation.

**Quantum Approximate Optimization Algorithm (QAOA):** A hybrid algorithm specifically designed for combinatorial optimization problems. The pipeline starts by encoding the optimization problem into a cost Hamiltonian. The quantum circuit consists of alternating layers of problem-specific (cost) and mixing operators, with the number of layers determining the circuit depth. A classical optimizer adjusts the parameters controlling these layers to minimize the expected value of the cost function. The process iterates until reaching a satisfactory approximation of the optimal solution.

**Quantum Generative Adversarial Networks (QGANs):** A quantum version of the GAN framework where both generator and discriminator utilize quantum circuits. The generator pipeline creates quantum states representing the target distribution, while the discriminator quantum circuit learns to distinguish real from generated samples. Training involves alternating optimization of generator and discriminator parameters using quantum measurements and classical optimization. The quantum advantage comes from the ability to represent and sample from complex probability distributions.

**Quantum Kernel Methods:** Leverages quantum circuits to compute kernel functions in high-dimensional Hilbert spaces. The pipeline begins by mapping classical molecular data to quantum states. A quantum circuit implements feature space transformation, followed by measurements that estimate the kernel matrix elements. These quantum kernel values are then used in classical machine learning algorithms like SVM.

**Quantum Imaginary Time Evolution (QITE):** Specialized algorithm for direct molecular dynamics simulation without deep circuits. Excels at studying proton transfer reactions and hydrogen-bonding networks where quantum nuclear effects play crucial roles. Enables accurate prediction of molecular behavior with reduced computational requirements.

**Quantum Teleportation:** A protocol for transmitting quantum information using entanglement and classical communication. The pipeline begins with creating an entangled pair of qubits shared between sender and receiver. The sender performs a Bell measurement between their half of the entangled pair and the state to be teleported. The measurement results are sent classically to the receiver, who applies corresponding correction operations to their qubit to recover the original state.

**Quantum Federated Learning (QFL):** A framework combining quantum computing with secure distributed learning. The pipeline involves local quantum models at each node processing quantum data privately. Model updates are encrypted using quantum-safe protocols before transmission. A central server performs secure aggregation of the encrypted updates, with quantum noise addition for differential privacy. The process iterates until model convergence while maintaining data privacy.

approaches demonstrate unprecedented accuracy in characterizing metal coordination sites and proton transfer hotspots that determine binding specificity.

Current quantum hardware implementations achieve practical success in predicting complex binding site properties. High-fidelity characterization has been demonstrated for vi-

ral proteases and metalloenzymes [36, 37], while quantum methods have successfully guided the engineering of new metalloprotein binding pockets [33, 40]. These approaches excel particularly in cases where electronic effects determine pocket formation and stability, such as in the design of new catalytic sites and metal-binding centers. The ability to simultane-

ously model both structural and electronic properties makes quantum methods uniquely suited for the dual challenges of binding site prediction and engineering.

### Protein-Ligand Interaction Modeling

Predicting protein-ligand binding modes and affinities remains a central challenge in drug discovery. Classical methods like molecular docking programs excel at geometric matching but struggle with electronic effects [41, 42]. Recent geometric deep learning approaches like EquiBind [43] and DiffDock [44] have advanced spatial pose prediction through improved attention mechanisms and diffusion models, yet fundamental limitations persist in modeling quantum mechanical interactions that determine binding energetics [17, 45]. This challenge is particularly acute for metalloproteins and systems involving proton transfer, where electronic effects dominate binding.

Quantum computing addresses these limitations through several complementary approaches. Quantum phase estimation (QPE, BOX 1) enables precise calculation of binding energies [35, 46], while adaptive quantum circuits accurately model electron transfer processes in metal-protein interactions [47, 48]. These methods demonstrate unprecedented accuracy in predicting binding modes for challenging cases like zinc-containing proteases and iron-sulfur proteins [49], where quantum effects determine both pose and affinity.

The integration of quantum imaginary time evolution (QITE, BOX 1) algorithms with molecular dynamics has revolutionized our understanding of binding mechanisms involving proton transfer networks [50, 51]. This quantum methodology proves especially effective for systems like neuraminidase inhibitors and serine proteases [35, 52], where classical force fields fail to capture essential electronic effects. Quantum amplitude estimation techniques [53, 54] have transformed binding free-energy calculations, particularly for systems where entropic contributions significantly influence drug-target interactions [55, 56].

Recent hybrid quantum-classical frameworks demonstrate practical success in combined pose and affinity prediction [57, 58]. These approaches balance computational accuracy with current hardware limitations, as demonstrated in successful predictions for  $\beta$ -secretase inhibitors [36, 37]. The integration with molecular dynamics has further enhanced prediction of conformational changes during binding [17, 59], offering a complete picture of both structural and energetic aspects of protein-ligand recognition.

### De Novo Ligand Generation

The generation of novel drug molecules presents unique computational challenges, with traditional methods limited by the vast chemical space of approximately  $10^{60}$  possible compounds. While geometric deep learning methods like 3DS-BDD and Pocket2Mol have advanced structure-based generation through graph neural networks and diffusion models [60, 61], they struggle to capture quantum mechanical properties crucial for binding. Classical approaches particularly falter

in designing molecules with specific electronic properties required for target interaction [2, 62].

Quantum algorithms offer transformative solutions through the QAOA framework [63, 64]. This approach enables efficient exploration of conformational space while maintaining quantum mechanical accuracy, particularly excelling at optimizing electronic properties crucial for binding. Recent adaptive variational algorithms enhance these capabilities through systematic quantum circuit growth [16, 65], enabling more efficient representation of complex molecular systems.

Quantum generative models demonstrate remarkable capabilities in exploring previously inaccessible regions of chemical space [57, 66, 67]. These approaches leverage quantum superposition to simultaneously evaluate multiple molecular configurations [68], while integration with molecular dynamics simulations enhances prediction of drug-target compatibility [69, 70]. Quantum machine learning approaches [71, 72] enable efficient modeling of structure-activity relationships while maintaining quantum mechanical accuracy.

Recent hybrid quantum-classical optimization approaches [65, 73] demonstrate practical success in designing molecules that balance electronic properties with geometric constraints. These methods prove particularly effective for generating inhibitors targeting metalloproteins and enzymes where electronic effects dominate binding [40, 46], offering a promising path toward more efficient and accurate molecular design.

### Language Models for Enhanced Quantum Drug Discovery

The integration of language models with quantum computing introduces a transformative approach to drug discovery by enhancing both molecular representation and quantum simulation capabilities [69, 74]. Modern chemical language models have demonstrated remarkable success in learning complex molecular patterns and generating novel drug candidates with desired properties [75, 76], while quantum computing provides unique advantages in modeling the underlying quantum mechanical interactions [77]. The convergence of these technologies offers unprecedented opportunities for accelerating drug development through more accurate prediction of molecular behavior and drug-target interactions [78, 79].

Language models have revolutionized *de novo* drug design through their ability to learn and generate valid molecular structures while maintaining chemical feasibility [75, 76]. These models can effectively capture complex structure-activity relationships and predict bioactivity patterns, particularly when enhanced with quantum mechanical principles. Recent advances in quantum language models have demonstrated superior capabilities in representing molecular states through quantum superposition and entanglement [74, 80, 81], enabling more accurate modeling of electronic structures and binding interactions than classical approaches [49]. The quantum-enhanced language models show particular promise in predicting protein-ligand binding modes and optimizing



lead compounds [82, 83].

The synergy between quantum computing and language models extends beyond simple combination. Quantum language models with entanglement embedding have shown remarkable improvements in capturing non-classical correlations within molecular systems [74, 84], while quantum-enhanced neural networks have demonstrated superior performance in predicting complex chemical properties [85]. These advances have enabled more efficient exploration of chemical space by combining the pattern recognition capabilities of language models with the quantum mechanical accuracy of quantum computing [86]. For instance, quantum-infused vision-language models have shown particular promise in understanding molecular interactions through multi-modal representations [82].

Looking toward practical applications, the integration of language models with quantum computing offers several promising directions for drug discovery. This combined approach enables more accurate prediction of drug-target interactions by incorporating both quantum mechanical effects and learned chemical patterns. The hybrid framework can guide quantum simulations toward promising regions of chemical space [15, 87], while language models can help interpret and translate quantum computational results into actionable insights for drug design [82]. As both quantum hardware and language model capabilities continue to advance, this integrated approach promises to significantly accelerate the drug discovery process by combining the complementary strengths of both technologies.

## Quantum-Enhanced Clinical Trials

Drug development refers to the use of clinical trials to evaluate the safety and effectiveness of drug-based treatments on human bodies. It is designed to ensure that innovative drugs are safe, effective and available to patients in the shortest possible time. Clinical trials represent a critical, resource-intensive bottleneck in drug development, requiring large patient cohorts, coordinated logistics, and precise outcome predictions. Quantum computing can contribute to several facets of trial design and execution, from optimizing site selection to guiding patient recruitment strategies, while maintaining data privacy and security.

### Quantum-Optimized Clinical Trial Portfolio Management and Site Selection

The optimization of clinical trial management presents a multifaceted challenge ideally suited for quantum computing approaches, particularly through methods initially developed for quantum portfolio optimization in finance [88, 89]. These quantum algorithms have demonstrated remarkable success in handling complex multi-parameter optimization problems in financial markets [90, 91], with potential direct applications to clinical trial management. Nature's validation of quantum annealing for complex optimization problems [92, 93], as

demonstrated in particle physics applications, provides strong evidence for its potential in healthcare optimization.

Recent implementations of quantum portfolio optimization techniques have shown particular promise when adapted to clinical trial management [94, 95]. By encoding trial parameters into quantum Hamiltonians using techniques refined in financial applications, these approaches enable simultaneous optimization across multiple constraints including geographical distribution, patient demographics, and site capabilities [96, 97]. The integration of reverse quantum annealing protocols, which have shown over 100-fold speedup in financial portfolio optimization, offers promising applications for dynamic trial management [93]. These methods are particularly effective when initialized with classical solutions and then refined through quantum optimization.

Quantum-enhanced resource allocation algorithms have demonstrated significant advantages in healthcare applications, particularly in scenarios requiring real-time optimization and decision-making [98, 99]. These approaches leverage quantum parallelism to simultaneously evaluate multiple trial configurations, with recent implementations showing particular promise in managing distributed healthcare resources [100]. The integration of quantum deep reinforcement learning has further enhanced these capabilities, enabling adaptive optimization of resource allocation in response to changing trial conditions [101–103].

The practical implementation of these quantum approaches benefits significantly from hybrid quantum-classical frameworks [104, 105], which combine quantum optimization for complex decision-making with classical systems for data management and regulatory compliance [106, 107]. These hybrid systems have shown particular promise in addressing healthcare-specific challenges, including regulatory requirements and patient privacy concerns. Recent advances in quantum affective processing for multidimensional decision-making have further enhanced the capability to balance multiple competing objectives in trial management.

### Quantum Machine Learning for Cohort Stratification and Patient Recruitment

Quantum machine learning approaches are demonstrating transformative capabilities in patient cohort identification, with recent validations showing unprecedented advantages in analyzing complex quantum states that parallel the multidimensional nature of patient data [15, 48, 108]. The quantum advantage in handling high-dimensional data spaces, first demonstrated in particle physics applications [92], has particular relevance for clinical trial recruitment, where the integration of genomic, clinical, and imaging data creates computational challenges that exceed classical capabilities [68, 109].

Recent implementations of quantum kernel methods have shown remarkable efficiency in mapping data into higher-dimensional Hilbert spaces, where clinically relevant patterns become more distinguishable [74, 110]. These approaches,

## BOX 2

### Key concepts in drug discovery

Quantum computing offers novel approaches for accelerating drug discovery through enhanced molecular simulation, optimization, and secure data handling. Here we highlight several fundamental quantum methods enabling these advances:

**ADMET:** ADMET refers to basic small-molecule drug pharmacokinetics properties, including absorption, distribution, metabolism, excretion, and toxicity.

**Amino acids:** Amino acids are building blocks for proteins, which come in 20 different kinds. They can combine to form proteins.

**Antibody:** Antibody refers to a kind of protein that could recognize and bind to the antigen and treat the disease. Antibodies are symmetric and have two identical heavy chains and two identical light chains.

**Clinical trial:** A clinical trial is a research study designed to evaluate the safety and efficacy of new medical treatments, drugs, or devices in human participants. These trials follow strict protocols and are conducted in phases, from initial small-scale studies to assess safety to larger-scale studies that confirm effectiveness and monitor side effects.

**Clinical trial phases:** A drug candidate needs to pass three phases of clinical trials before being approved, where phase I focuses on patient safety, phase II and III investigate safety and efficacy on a larger patient population.

**De novo drug design:** *De novo* drug design refers to a wide category of drug design methods that identify novel and diverse drug molecule structures with desirable pharmaceutical properties from scratch.

**Drug repurposing (a.k.a. drug repositioning or drug reuse):** Drug repurposing reuses the approved drugs (or the drugs that pass Phase I) to treat new diseases.

**Epitope:** An epitope, or antigenic determinant, is part of a pathogen that antibodies recognize, triggering an adaptive immune response.

**Genome-wide association studies (GWAS):** Genome-wide association studies (GWAS) is an observational study that identifies the association between genotypes (genome info) and phenotypes (e.g., trait, disease).

**Interventional trial:** Interventional trial is a type of clinical trial where participants will receive intervention/treatment, and the effectiveness of the intervention is evaluated.

**Lead compound:** Lead compound refers to the promising molecules that are selected from virtual screening or *de novo* drug design, which is usually not ideal in all the pharmaceutical properties and would be further optimized in lead optimization.

**Macromolecule drugs:** Therapeutic molecules with large molecular weight (>1000 daltons), e.g., antibodies, enzymes, a carbon atom is 12 daltons, also known as biologics.

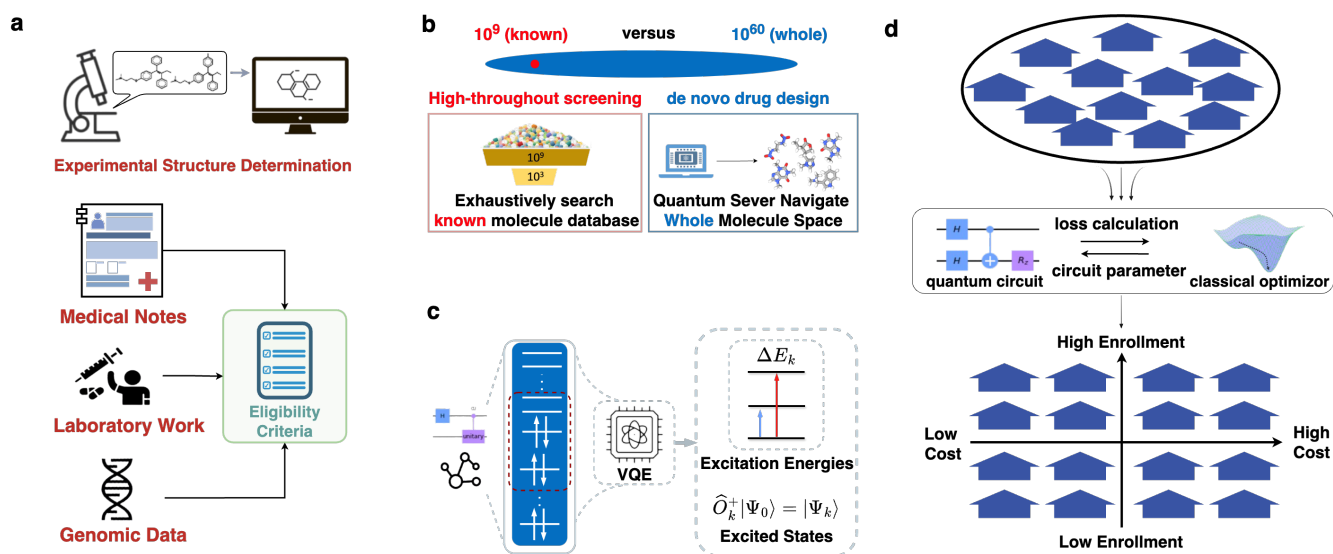
**Protein structure prediction or protein folding:** Protein structure prediction, also known as protein folding, predicts the protein 3D structure given the protein amino acid sequence.

building on quantum state manipulation techniques, enable simultaneous analysis of multiple data modalities - from genomic markers to longitudinal clinical records - with a computational efficiency unattainable through classical methods [55, 82]. The quantum advantage becomes particularly evident when handling strongly correlated datasets, such as genetic profiles combined with clinical outcomes, where quantum systems can naturally represent the inherent entanglement of biological systems [105, 111].

The practical implementation of these quantum approaches leverages recent advances in quantum-classical hybrid architectures [99, 104]. Quantum classifiers can simultaneously process multiple data types while maintaining the coherence necessary for identifying subtle patient subgroups [112, 113]. These hybrid systems have shown particular promise in rare disease trials, where quantum-enhanced pattern recognition enables identification of suitable patients through complex

combinations of biomarkers and clinical indicators. The integration of quantum annealing techniques, validated through complex optimization problems [114–116], further enhances the ability to navigate the vast space of patient characteristics efficiently.

Looking toward practical applications, recent Nature-validated quantum implementations have demonstrated significant advantages in processing real clinical data. These systems show particular promise in personalizing trial recruitment strategies through quantum-enhanced analysis of patient-specific factors [106]. As quantum hardware capabilities continue to advance [117, 118], these approaches offer a path toward more efficient and accurate patient stratification, potentially reducing both the time and cost associated with clinical trial recruitment.



**Fig. 2. Overview of quantum computing integration in drug development and clinical trial optimization.** (a): Classical pre-processing pipeline integrating diverse data sources for eligibility criteria determination, including experimental structure analysis via microscopy, patient medical records, laboratory test results, and genomic data. (b): Comparative analysis of classical versus quantum approaches in drug discovery, contrasting traditional high-throughput screening methods that search through approximately  $10^9$  known molecules with quantum-enabled *de novo* drug design capable of exploring a vastly larger chemical space of  $10^{60}$  molecules. The quantum approach uses quantum algorithms to navigate this expanded molecular space more efficiently than classical methods. (c): Detailed quantum algorithm implementation showing the progression from molecular structure to quantum circuit design, incorporating VQE for calculating molecular properties like excitation energies and excited states. This demonstrates how quantum computing can provide more accurate modeling of molecular behavior compared to classical approximation. (d): Quantum-classical hybrid optimization framework for clinical trial management, where quantum circuits generate trial site configurations while working in conjunction with classical optimizers to calculate loss functions. The framework optimizes across multiple parameters including enrollment rates and costs, visualized in a matrix of trial sites with varying performance metrics.

### Quantum Federated Learning for Secure and Private Data Integration

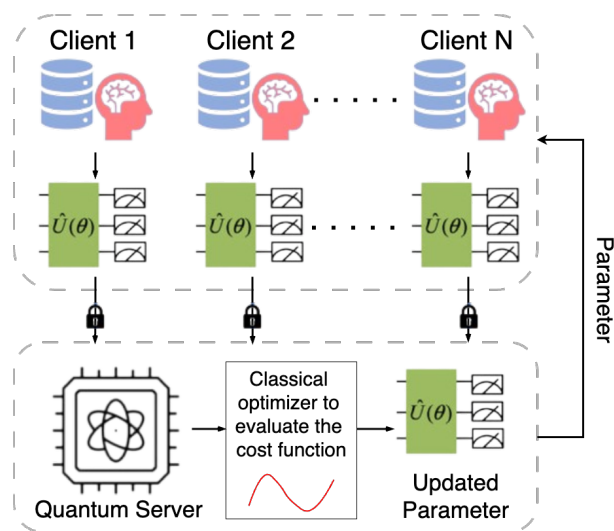
Effective clinical trial design often requires the integration of sensitive patient data from multiple hospitals and research centers. Federated learning addresses privacy concerns by allowing these institutions to collaborate to train global models without sharing raw data [119–121]. Each participant optimizes the model parameters locally, transmitting only updates to a central aggregator, thus preserving confidentiality. Quantum federated learning (QFL, BOX 1) enhances this paradigm by using QML models to handle complex high-dimensional clinical data more efficiently than classical methods [122–125]. The intrinsic randomness of quantum mechanics can be integrated with differential privacy (Fig 3), which naturally provides noise for stronger privacy guarantees [126, 127]. Recent advances in multimodal QFL with fully homomorphic encryption (FHE) have demonstrated particular promise in maintaining model performance while ensuring data privacy, especially when handling diverse medical data types such as combined genomics and imaging data [128].

Quantum ML models show remarkable efficiency in pro-

cessing high-dimensional clinical data, with multimodal quantum mixture of experts (MQMoE) frameworks demonstrating significant advantages in handling heterogeneous medical datasets [128, 129]. The integration of quantum randomness with differential privacy provides natural noise injection for enhanced privacy guarantees [130, 131], while quantum generative adversarial networks (QGANs, BOX 1) enable the creation of synthetic datasets that preserve essential statistical properties while protecting patient identities [132]. These approaches show particular promise for underrepresented patient categories, addressing a crucial challenge in clinical trial diversity.

The security of clinical trial data benefits significantly from quantum-enhanced detection systems. Quantum kernel methods implemented in Support Vector Machines have achieved detection accuracies of 75-95% for label-flipping attacks on medical sensor data [133], substantially outperforming classical approaches. The integration of these quantum attack detection systems with federated learning frameworks creates a robust security infrastructure that can identify subtle manipulation patterns across multiple trial sites.

Advanced quantum cryptographic techniques, including blind quantum computing and post-quantum cryptography [134–136], enable secure computations on encrypted data while ensuring long-term protection against future quantum threats [137]. The combination of these approaches with multimodal QFL creates a comprehensive framework for secure, privacy-preserving clinical trial data analysis. This hybrid quantum-classical approach enables real-time monitoring of trial data while maintaining computational efficiency and strict privacy standards.



**Fig. 3. Schematic illustration of QFL.** Multiple clients hold private data that can not be leaked to or shared with the outside, while the QFL scheme enables the training of a public model without uploading their private data.

## Outlook

As we assess quantum computing’s transformative potential in drug discovery, we have systematically analyzed the computational resource requirements and expected advantages across key application areas (Table 1). Our analysis covers the spectrum from molecular structure simulation to clinical trial optimization, comparing classical computing requirements with both current NISQ-era capabilities and projected fault-tolerant quantum systems [15, 46, 138]. While current quantum devices face hardware limitations, projected capabilities of fault-tolerant quantum computers suggest significant speedups across all major drug discovery applications [139, 140]. These estimates, validated through initial implementations on current quantum hardware, provide a roadmap for achieving practical quantum advantage in pharmaceutical development [16, 48].

The field of quantum computing for drug discovery stands at a transformative moment, with recent advances in both quantum simulation capabilities and artificial intelligence suggesting multiple paths toward practical quantum advantage in pharmaceutical development [69]. Current quantum de-

vices have demonstrated the ability to simulate systems of approximately 100 qubits, enabling the construction of quantum states representing up to 20 pairs of amino acids - a scale that surpasses the capabilities of classical approaches like AlphaFold [31]. This achievement points toward the potential creation of a quantum-enabled database of amino acid configurations [140], which could dramatically accelerate protein structure prediction and drug development processes. Such a database would not only enhance our ability to explore protein conformations but could also serve as a benchmark to demonstrate quantum advantage over classical methods in molecular modeling [17].

The development of a quantum database for protein folding represents a particularly promising direction for near-term applications. While classical databases store static structural information, a quantum database could maintain the full quantum mechanical description of amino acid configurations, including crucial electronic states and quantum correlations that influence protein folding pathways [163, 164]. This quantum representation would enable direct simulation of folding dynamics, potentially revealing intermediate states and alternative conformations that are computationally inaccessible to classical methods [165]. The database could also incorporate quantum error correction protocols to maintain the fidelity of stored quantum states, ensuring reliable access to complex molecular configurations for drug design applications. By systematically cataloging quantum states of amino acid pairs and their interactions, researchers could build up a library of fundamental building blocks for protein structure prediction, potentially enabling the simulation of larger protein segments through the composition of these basic units.

Building upon this quantum database foundation, the emerging synergy between large language models and quantum computing hints at transformative possibilities for molecular simulation. Recent work has revealed unexpected connections between the mathematical structures underlying both quantum systems and language models [74], suggesting deeper theoretical links that could be exploited for mutual benefit. Language models could enhance quantum simulations by learning efficient representations of molecular states and guiding the exploration of chemical space [166], while quantum computers could provide unique capabilities for training and optimizing these models [40, 62, 140]. This cooperative framework could lead to breakthrough approaches in molecular simulation, potentially accelerating drug discovery by combining the complementary strengths of both paradigms.

To fully realize these capabilities at scale, distributed quantum computing architectures present a promising direction for expanding drug discovery applications. This approach naturally aligns with the distributed nature of drug development, where different aspects of molecular design and testing often occur across multiple sites. Quantum teleportation (BOX 1) protocols could enable secure information transfer between distributed quantum processors [91], creating a network of smaller quantum systems that collectively function as a larger



**Table 1.** Computational resource requirements comparison for drug discovery applications.

Application Area	Classical Computing	Current Quantum Computing (NISQ)	Future Quantum Computing (Fault-Tolerant)	Expected Advantage
Molecular Structure Simulation	$10^3$ - $10^6$ CPU hours for complex proteins; Requires supercomputing clusters; Memory usage: 100GB-1TB [141, 142]	Limited to small molecules (<10 atoms); 50-100 noisy qubits; Runtime: hours to days; High error rates limit accuracy [143, 144]	Estimated $10^3$ - $10^4$ logical qubits; Minutes to hours runtime; Negligible error rates through error correction [15, 143]	Exponential to polynomial advantage: Classical $\mathcal{O}(e^N)$ to Quantum $\mathcal{O}(N^4)$ for electron calculations, enabling simulation of large molecules intractable on classical computers [16, 145–147]
Property Prediction (ADMET)	Days to weeks on GPU clusters; Requires extensive training data; Memory usage: 10-100GB [148–150]	Currently impractical for real molecules; Requires 100-500 noisy qubits; Limited by decoherence [151]	500-1000 logical qubits; Hours runtime; Quantum machine learning advantages [144, 152]	Quadratic advantage: $\mathcal{O}(\sqrt{N})$ from $\mathcal{O}(N)$ for certain classification tasks; Polynomial speedup for specific kernel methods in quantum machine learning [153–155]
Drug-Target Interaction	Weeks to months for large protein complexes; High-performance computing required; Storage: >1TB [141]	Not yet feasible for protein-scale interactions; Requires thousands of qubits [15]	$10^4$ - $10^5$ logical qubits; Days runtime; Full quantum simulation of binding dynamics [77, 144]	Exponential to polynomial advantage: Classical $\mathcal{O}(e^N)$ to Quantum $\mathcal{O}(N^4)$ for molecular dynamics simulation; Particularly significant for large protein-ligand systems [156]
Clinical Trial Optimization	Hours to days on distributed systems; Limited by classical optimization algorithms [149, 150, 157]	100-200 qubits for small-scale optimization; Minutes to hours runtime [152, 158]	500-1000 logical qubits; Minutes runtime; Quantum optimization advantage [152]	Polynomial advantage for combinatorial optimization problems; Quantum algorithms like QAOA provide speedup scaling with problem size for trial design optimization [93, 159, 160]
Lead Discovery	Months for library screening; Massive parallel computing required; Storage: >10TB [142, 148]	Currently limited to proof-of-concept; 100-500 noisy qubits [15, 152]	1000-5000 logical qubits; Days runtime; Quantum search advantage [15, 77]	Quadratic advantage: $\mathcal{O}(\sqrt{N})$ from $\mathcal{O}(N)$ for chemical space search using quantum search algorithms; Advantage increases with size of chemical library [161, 162]

Notes:

- (1) Classical computing metrics are based on state-of-the-art systems and methods
- (2) NISQ estimates reflect current hardware limitations and error rates
- (3) Fault-tolerant projections assume mature error correction and quantum memory
- (4) Expected advantages are theoretical and depend on algorithm development
- (5) Resource requirements may vary significantly based on problem specificity and desired accuracy

quantum computer. This distributed architecture offers two significant advantages: it provides a path to scaling up quantum resources beyond single-device limitations [167, 168], and it enables secure data sharing through quantum cryptographic protocols [169].

The integration of federated learning approaches with distributed quantum computing suggests a powerful framework for collaborative drug discovery. Local quantum processors could perform molecular simulations and property predictions while maintaining data privacy through quantum-secured federated learning protocols [122–124]. A central quantum server could aggregate insights from multiple sites without compromising sensitive information, protected by quantum cryptographic principles. This architecture could enable pharmaceutical companies and research institutions to collaborate

more effectively while maintaining strict control over their intellectual property and patient data.

As quantum hardware continues to advance, the integration of these complementary technologies - quantum databases, language model enhancement, and distributed quantum computing - could create a powerful ecosystem for drug discovery. The combination of increased simulation scale, intelligent guidance through language models, and secure distributed computation suggests a path toward quantum advantage in practical drug development applications. While significant challenges remain in scaling quantum devices and developing robust distributed architectures, the convergence of these technologies offers promising directions for transforming the drug discovery process.

## Acknowledgement

We thank Weikang Li for his helpful discussions. JL is supported in part by the University of Pittsburgh, School of Computing and Information, Department of Computer Science, Pitt Cyber, and the PQI Community Collaboration Awards. This research used resources of the Oak Ridge Leadership Computing Facility, which is a DOE Office of Science User Facility supported under Contract DE-AC05-00OR22725. TF's and ZL's work is supported by the startup funding of Rensselaer Polytechnic Institute. FTC's work is funded in part by EPiQC, an NSF Expedition in Computing, under award CCF-1730449; in part by STAQ under award NSF Phy-1818914/232580; in part by the US Department of Energy Office of Advanced Scientific Computing Research, Accelerated Research for Quantum Computing Program; and in part by the NSF Quantum Leap Challenge Institute for Hybrid Quantum Architectures and Networks (NSF Award 2016136), in part based upon work supported by the U.S. Department of Energy, Office of Science, National Quantum Information Science Research Centers, in part by Wellcome-Leap's Q4Bio program, and in part by the Army Research Office under Grant Number W911NF-23-1-0077. The views and conclusions contained in this document are those of the authors and should not be interpreted as representing the official policies, either expressed or implied, of the U.S. Government. The U.S. Government is authorized to reproduce and distribute reprints for Government purposes notwithstanding any copyright notation herein. FTC is the Chief Scientist for Quantum Software at Inflection and an advisor to Quantum Circuits, Inc.

## References

1. Huang, K. *et al.* Artificial intelligence foundation for therapeutic science. *Nature Chemical Biology* **18**, 1033 (2022).
2. Bohacek, R. S., McMartin, C. & Guida, W. C. The art and practice of structure-based drug design: a molecular modeling perspective. *Medicinal Research Reviews* **16**, 3–50 (1996).
3. Sadybekov, A. V. & Katritch, V. Computational approaches streamlining drug discovery. *Nature* **616**, 673–685 (2023).
4. Trajanoska, K. *et al.* From target discovery to clinical drug development with human genetics. *Nature* **620**, 737–745 (2023).
5. Reker, D., Bernardes, G. J. & Rodrigues, T. Computational advances in combating colloidal aggregation in drug discovery. *Nature Chemistry* **11**, 402–418 (2019).
6. Liu, T. Y. *et al.* Accelerated RNA detection using tandem CRISPR nucleases. *Nature chemical biology* **17**, 982–988 (2021).
7. Chudasama, V., Maruani, A. & Caddick, S. Recent advances in the construction of antibody–drug conjugates. *Nature chemistry* **8**, 114–119 (2016).
8. Zhang, Z. *et al.* *Geometric Deep Learning for Structure-Based Drug Design: A Survey* 2024. arXiv: 2306.11768 [q-bio.QM]. <https://arxiv.org/abs/2306.11768>.
9. Powers, A. S. *et al.* Geometric deep learning for structure-based ligand design. *ACS Central Science* **9**, 2257–2267 (2023).
10. Bhardwaj, G. *et al.* Accurate de novo design of hyperstable constrained peptides. *Nature* **538**, 329–335 (2016).
11. Liu, G. *et al.* Deep learning-guided discovery of an antibiotic targeting *Acinetobacter baumannii*. *Nature Chemical Biology* **19**, 1342–1350 (2023).
12. Santagati, R. *et al.* Drug design on quantum computers. *Nature Physics* **20**, 549–557 (2024).
13. Li, W. *et al.* A hybrid quantum computing pipeline for real world drug discovery. *Scientific Reports* **14**, 16942 (2024).
14. Hughes, J. P., Rees, S., Kalindjian, S. B. & Philpott, K. L. Principles of early drug discovery. *British journal of pharmacology* **162**, 1239–1249 (2011).
15. Cao, Y. *et al.* Quantum chemistry in the age of quantum computing. *Chemical reviews* **119**, 10856–10915 (2019).
16. Motta, M. & Rice, J. E. Emerging quantum computing algorithms for quantum chemistry. *Wiley Interdisciplinary Reviews: Computational Molecular Science* **12**, e1580 (2022).
17. Ollitrault, P. J., Miessen, A. & Tavernelli, I. Molecular quantum dynamics: A quantum computing perspective. *Accounts of Chemical Research* **54**, 4229–4238 (2021).
18. Sun, Q. & Chan, G. K.-L. Quantum embedding theories. *Accounts of chemical research* **49**, 2705–2712 (2016).
19. Schütt, K. T., Gastegger, M., Tkatchenko, A., Müller, K.-R. & Maurer, R. J. Unifying machine learning and quantum chemistry with a deep neural network for molecular wavefunctions. *Nature communications* **10**, 5024 (2019).

**This paper explores the challenges and opportunities of applying quantum computers to drug design, discussing their potential to transform pharmaceutical industry research and identifying needed developments to reach this goal.**

**This paper develops a hybrid quantum computing pipeline for real-world drug design challenges, focusing on Gibbs free energy profiles for prodrug activation and covalent bond interactions, demonstrating potential for integration into pharmaceutical workflows.**

20. Bauer, B., Bravyi, S., Motta, M. & Chan, G. K.-L. Quantum algorithms for quantum chemistry and quantum materials science. *Chemical Reviews* **120**, 12685–12717 (2020).
21. Sathan, D. & Baichoo, S. *Drug Target Interaction prediction using Variational Quantum classifier* in *2024 International Conference on Next Generation Computing Applications (NextComp)* (2024), 1–7.
- This paper introduces a framework using Variational Quantum Classifier techniques for drug-protein interaction classification, demonstrating superior results compared to classical computing methods with a concordance index of 0.802 on the KIBA dataset.**
22. Jørgensen, P. *Second quantization-based methods in quantum chemistry* (Elsevier, 2012).
23. Batista, C. & Ortiz, G. Generalized jordan-wigner transformations. *Physical review letters* **86**, 1082 (2001).
24. Seeley, J. T., Richard, M. J. & Love, P. J. The Bravyi-Kitaev transformation for quantum computation of electronic structure. *The Journal of chemical physics* **137** (2012).
25. Tranter, A., Love, P. J., Mintert, F. & Coveney, P. V. A comparison of the Bravyi–Kitaev and Jordan–Wigner transformations for the quantum simulation of quantum chemistry. *Journal of chemical theory and computation* **14**, 5617–5630 (2018).
26. Huang, L. & Massa, L. Quantum kernel applications in medicinal chemistry. *Future Medicinal Chemistry* **4**, 1479–1494 (2012).
27. Zhao, R.-X., Shi, J. & Li, X. Qksan: A quantum kernel self-attention network. *IEEE Transactions on Pattern Analysis and Machine Intelligence* (2024).
28. Batra, K. *et al.* Quantum machine learning algorithms for drug discovery applications. *Journal of chemical information and modeling* **61**, 2641–2647 (2021).
- This paper demonstrates compression techniques for molecular descriptors to enable quantum computing applications in drug discovery, benchmarking quantum computer algorithms against classical and hybrid approaches using datasets ranging from hundreds to hundreds of thousands of molecules.**
29. Gainza, P. *et al.* Deciphering interaction fingerprints from protein molecular surfaces using geometric deep learning. *Nature Methods* **17**, 184–192 (2020).
30. Senior, A. W. *et al.* Improved protein structure prediction using potentials from deep learning. *Nature* **577**, 706–710 (2020).
31. Jumper, J. *et al.* Highly accurate protein structure prediction with AlphaFold. *nature* **596**, 583–589 (2021).
32. Robert, A., Barkoutsos, P. K., Woerner, S. & Tavernelli, I. Resource-efficient quantum algorithm for protein folding. *npj Quantum Information* **7**, 38 (2021).
- This paper presents a quantum variational algorithm for protein folding on a lattice with  $O(N^4)$  scaling, demonstrating successful simulations of a 10 amino acid Angiotensin and a 7 amino acid neuropeptide using 22 and 9 qubits respectively.**
33. Doga, H. *et al.* A perspective on protein structure prediction using quantum computers. *Journal of Chemical Theory and Computation* **20**, 3359–3378 (2024).
- This paper presents a framework for selecting protein structure prediction problems suitable for quantum advantage, estimating required quantum resources, and demonstrating its validity by accurately predicting the structure of a catalytic loop of Zika Virus NS3 Helicase on quantum hardware.**
34. Chandarana, P., Hegade, N. N., Montalban, I., Solano, E. & Chen, X. Digitized counterdiabatic quantum algorithm for protein folding. *Physical Review Applied* **20**, 014024 (2023).
- This paper proposes a hybrid classical-quantum digitized counterdiabatic algorithm for protein-folding optimization on a tetrahedral lattice, outperforming state-of-the-art quantum algorithms and demonstrating success with proteins up to nine amino acids using 17 qubits on multiple quantum hardware platforms.**
35. Cao, Y., Romero, J. & Aspuru-Guzik, A. Potential of quantum computing for drug discovery. *IBM Journal of Research and Development* **62**, 6–1 (2018).
- This paper reviews how advances in quantum computing can transform drug discovery, examining quantum simulation and quantum machine learning techniques using hybrid quantum-classical approaches on noisy-intermediate scale quantum devices while fault-tolerant quantum computers continue development.**
36. Battaglia, S., Rossmannek, M., Rybkin, V. V., Tavernelli, I. & Hutter, J. A general framework for active space embedding methods with applications in quantum computing. *npj Computational Materials* **10**, 297 (2024).
37. Blunt, N. S. *et al.* Perspective on the current state-of-the-art of quantum computing for drug discovery applications. *Journal of Chemical Theory and Computation* **18**, 7001–7023 (2022).
38. Jiao, L., Li, Y., Gong, M. & Zhang, X. Quantum-inspired immune clonal algorithm for global optimization. *IEEE Transactions on Systems, Man, and Cybernetics, Part B (Cybernetics)* **38**, 1234–1253 (2008).

39. Li, Y., Tian, M., Liu, G., Peng, C. & Jiao, L. Quantum optimization and quantum learning: A survey. *Ieee Access* **8**, 23568–23593 (2020).
40. Andersson, M. P., Jones, M. N., Mikkelsen, K. V., You, F. & Mansouri, S. S. Quantum computing for chemical and biomolecular product design. *Current Opinion in Chemical Engineering* **36**, 100754 (2022).
41. Trott, O. & Olson, A. J. AutoDock Vina: improving the speed and accuracy of docking with a new scoring function, efficient optimization, and multithreading. *Journal of computational chemistry* **31**, 455–461 (2010).
42. Alhossary, A., Handoko, S. D., Mu, Y. & Kwok, C.-K. Fast, accurate, and reliable molecular docking with QuickVina 2. *Bioinformatics* **31**, 2214–2216 (2015).
43. Stärk, H., Ganea, O., Pattanaik, L., Barzilay, R. & Jaakkola, T. *Equibind: Geometric deep learning for drug binding structure prediction* in *International conference on machine learning* (2022), 20503–20521.
44. Corso, G., Stärk, H., Jing, B., Barzilay, R. & Jaakkola, T. Diffdock: Diffusion steps, twists, and turns for molecular docking. *arXiv preprint arXiv:2210.01776* (2022).
45. Hardikar, T. S. *et al.* *Quanta-Bind: A quantum computing pipeline for modeling strongly correlated metal-protein interactions* in *2024 IEEE International Conference on Quantum Computing and Engineering (QCE)* **1** (2024), 538–544.
46. Liu, H. *et al.* Prospects of quantum computing for molecular sciences. *Materials Theory* **6**, 11 (2022).
47. Gocho, S. *et al.* Excited state calculations using variational quantum eigensolver with spin-restricted ansätze and automatically-adjusted constraints. *npj Computational Materials* **9**, 13 (2023).
48. Motta, M. *et al.* Determining eigenstates and thermal states on a quantum computer using quantum imaginary time evolution. *Nature Physics* **16**, 205–210 (2020).
49. Ghazi Vakili, M. *et al.* Quantum-computing-enhanced algorithm unveils potential KRAS inhibitors. *Nature Biotechnology*, 1–6 (2025).
- This paper introduces a quantum-classical generative model for small-molecule design targeting KRAS inhibitors for cancer therapy, synthesizing 15 proposed molecules with two showing promise as potential inhibitors.**
50. Nishi, H., Kosugi, T. & Matsushita, Y.-i. Implementation of quantum imaginary-time evolution method on NISQ devices by introducing nonlocal approximation. *npj Quantum Information* **7**, 85 (2021).
51. McArdle, S. *et al.* Variational ansatz-based quantum simulation of imaginary time evolution. *npj Quantum Information* **5**, 75 (2019).
52. Pei, Z. Computer-aided drug discovery: From traditional simulation methods to language models and quantum computing. *Cell Reports Physical Science* **5** (2024).
53. Brassard, G., Hoyer, P., Mosca, M. & Tapp, A. Quantum amplitude amplification and estimation. *Contemporary Mathematics* **305**, 53–74 (2002).
54. Suzuki, Y. *et al.* Amplitude estimation without phase estimation. *Quantum Information Processing* **19**, 1–17 (2020).
55. Avramouli, M., Savvas, I. K., Vasilaki, A., Tsiourlianos, A. & Garani, G. Hybrid Quantum Neural Network Approaches to Protein–Ligand Binding Affinity Prediction. *Mathematics* **12**, 2372 (2024).
56. Plekhanov, K., Rosenkranz, M., Fiorentini, M. & Lubasch, M. Variational quantum amplitude estimation. *Quantum* **6**, 670 (2022).
57. Li, J., Topaloglu, R. O. & Ghosh, S. Quantum generative models for small molecule drug discovery. *IEEE transactions on quantum engineering* **2**, 1–8 (2021).
- This paper proposes a qubit-efficient quantum GAN with a hybrid generator (QGAN-HG) for drug discovery that explores chemical space more efficiently than classical GANs, achieving comparable molecular distribution learning with only 14.93% of parameters.**
58. Uzzaman, M., Shawon, J. & Siddique, Z. A. Molecular docking, dynamics simulation and ADMET prediction of Acetaminophen and its modified derivatives based on quantum calculations. *SN Applied Sciences* **1**, 1–10 (2019).
59. Fedorov, D. A., Otten, M. J., Gray, S. K. & Alexeev, Y. Ab initio molecular dynamics on quantum computers. *The Journal of Chemical Physics* **154** (2021).
60. Luo, S., Guan, J., Ma, J. & Peng, J. A 3D generative model for structure-based drug design. *Advances in Neural Information Processing Systems* **34**, 6229–6239 (2021).
61. Peng, X. *et al.* *Pocket2mol: Efficient molecular sampling based on 3d protein pockets* in *International Conference on Machine Learning* (2022), 17644–17655.
62. Outeiral, C. *et al.* The prospects of quantum computing in computational molecular biology. *Wiley Interdisciplinary Reviews: Computational Molecular Science* **11**, e1481 (2021).
63. Farhi, E., Goldstone, J. & Gutmann, S. A quantum approximate optimization algorithm. *arXiv preprint arXiv:1411.4028* (2014).



64. Smart, S. E. & Mazziotti, D. A. Quantum solver of contracted eigenvalue equations for scalable molecular simulations on quantum computing devices. *Physical Review Letters* **126**, 070504 (2021).
65. Grimsley, H. R., Economou, S. E., Barnes, E. & Mayhall, N. J. An adaptive variational algorithm for exact molecular simulations on a quantum computer. *Nature communications* **10**, 3007 (2019).
- This paper presents an adaptive variational quantum algorithm for molecular simulations that grows the wavefunction ansatz systematically based on the specific molecule, demonstrating superior accuracy and efficiency compared to fixed ansatz approaches like unitary coupled cluster.**
66. Jain, P. & Ganguly, S. Hybrid quantum generative adversarial networks for molecular simulation and drug discovery. *arXiv preprint arXiv:2212.07826* (2022).
67. Aspuru-Guzik, A., Dutoi, A. D., Love, P. J. & Head-Gordon, M. Simulated quantum computation of molecular energies. *Science* **309**, 1704–1707 (2005).
- This paper demonstrates quantum algorithms for calculating atomic and molecular energies with polynomial scaling, implementing recursive phase-estimation to reduce qubit requirements and describing adiabatic methods for ground-state wave function preparation.**
68. Durant, T. J. *et al.* A primer for quantum computing and its applications to healthcare and biomedical research. *Journal of the American Medical Informatics Association* **31**, 1774–1784 (2024).
69. Daley, A. J. *et al.* Practical quantum advantage in quantum simulation. *Nature* **607**, 667–676 (2022).
- This paper discusses practical quantum advantage, reviewing quantum simulation applications in materials science, high-energy physics, and quantum chemistry, arguing that specialized analogue quantum simulators already demonstrate practical advantage while digital devices require further development for broader applications.**
70. Lappala, A. The next revolution in computational simulations: Harnessing AI and quantum computing in molecular dynamics. *Current Opinion in Structural Biology* **89**, 102919 (2024).
71. Smaldone, A. M. *et al.* Quantum Machine Learning in Drug Discovery: Applications in Academia and Pharmaceutical Industries. *arXiv preprint arXiv:2409.15645* (2024).
72. Flöther, F. F. The state of quantum computing applications in health and medicine. *Research Directions: Quantum Technologies* **1**, e10 (2023).
73. Li, Y. *et al.* Efficient molecular conformation generation with quantum-inspired algorithm. *Journal of Molecular Modeling* **30**, 228 (2024).
74. Chen, Y., Pan, Y. & Dong, D. Quantum language model with entanglement embedding for question answering. *IEEE Transactions on Cybernetics* **53**, 3467–3478 (2021).
75. Moret, M. *et al.* Leveraging molecular structure and bioactivity with chemical language models for de novo drug design. *Nature Communications* **14**, 114 (2023).
76. Grisoni, F. Chemical language models for de novo drug design: Challenges and opportunities. *Current Opinion in Structural Biology* **79**, 102527 (2023).
77. Pyrkov, A. *et al.* Quantum computing for near-term applications in generative chemistry and drug discovery. *Drug Discovery Today* **28**, 103675 (2023).
78. Liu, Z. *et al.* AI-based language models powering drug discovery and development. *Drug Discovery Today* **26**, 2593–2607 (2021).
79. Chakraborty, C., Bhattacharya, M. & Lee, S.-S. Artificial intelligence enabled ChatGPT and large language models in drug target discovery, drug discovery, and development. *Molecular Therapy-Nucleic Acids* **33**, 866–868 (2023).
80. Coecke, B., de Felice, G., Meichanetzidis, K. & Toumi, A. Foundations for near-term quantum natural language processing. *arXiv preprint arXiv:2012.03755* (2020).
81. Meichanetzidis, K. *et al.* Quantum natural language processing on near-term quantum computers. *arXiv preprint arXiv:2005.04147* (2020).
82. Mukesh, K., Jayaprakash, S. & Kumar, R. P. QViLa: Quantum Infused Vision-Language Model for Enhanced Multimodal Understanding. *SN Computer Science* **5**, 1–12 (2024).
83. Liang, Z. *et al.* Unleashing the potential of llms for quantum computing: A study in quantum architecture design. *arXiv preprint arXiv:2307.08191* (2023).
84. Xie, M. *et al.* Modeling quantum entanglements in quantum language models (2015).
85. Jia, Z.-A. *et al.* Quantum neural network states: A brief review of methods and applications. *Advanced Quantum Technologies* **2**, 1800077 (2019).
86. Panahi, A., Saeedi, S. & Arodz, T. word2ket: Space-efficient word embeddings inspired by quantum entanglement. *arXiv preprint arXiv:1911.04975* (2019).
87. Lanyon, B. P. *et al.* Towards quantum chemistry on a quantum computer. *Nature chemistry* **2**, 106–111 (2010).

**This paper reports the application of photonic quantum computer technology to calculate the complete energy spectrum of the hydrogen molecule to 20 bits of precision, demonstrating an early practical step toward quantum chemical applications beyond classical computing capabilities.**

88. Rebentrost, P. & Lloyd, S. Quantum computational finance: quantum algorithm for portfolio optimization. *KI-Künstliche Intelligenz*, 1–12 (2024).
89. Buonaiuto, G., Gargiulo, F., De Pietro, G., Esposito, M. & Pota, M. Best practices for portfolio optimization by quantum computing, experimented on real quantum devices. *Scientific Reports* **13**, 19434 (2023).
90. Orús, R., Mugel, S. & Lizaso, E. Quantum computing for finance: Overview and prospects. *Reviews in Physics* **4**, 100028 (2019).
91. Ding, D. & Jiang, L. Coordinating Decisions via Quantum Telepathy. *arXiv preprint arXiv:2407.21723* (2024).
92. Mott, A., Job, J., Vlimant, J.-R., Lidar, D. & Spiropulu, M. Solving a Higgs optimization problem with quantum annealing for machine learning. *Nature* **550**, 375–379 (2017).

**This paper demonstrates the use of quantum and classical annealing techniques to build strong classifiers for Higgs-boson signal detection that perform comparably to state-of-the-art methods while offering greater interpretability, resilience to overtraining, and advantages with small training datasets.**

93. Venturelli, D. & Kondratyev, A. Reverse quantum annealing approach to portfolio optimization problems. *Quantum Machine Intelligence* **1**, 17–30 (2019).
94. Doga, H. *et al.* Towards quantum computing for clinical trial design and optimization: A perspective on new opportunities and challenges. *arXiv preprint arXiv:2404.13113* (2024).

**This paper examines challenges in clinical trial design and optimization, reviews classical computational approaches, and introduces quantum algorithms to enhance clinical trial simulations, site selection, and cohort identification.**

95. Moradi, S. *et al.* Clinical data classification with noisy intermediate scale quantum computers. *Scientific reports* **12**, 1851 (2022).
96. Elsokkary, N., Khan, F. S., La Torre, D., Humble, T. & Gottlieb, J. *Financial portfolio management using d-wave quantum optimizer: The case of abu dhabi securities exchange* tech. rep. (Oak Ridge National Laboratory (ORNL), Oak Ridge, TN (United States), 2017).

97. Bhasin, N. K. *et al.* *Enhancing Quantum Machine Learning Algorithms for Optimized Financial Portfolio Management in 2024 Third International Conference on Intelligent Techniques in Control, Optimization and Signal Processing (INCOS)* (2024), 1–7.
98. Bhatia, M. & Sood, S. K. Quantum computing-inspired network optimization for IoT applications. *IEEE Internet of Things Journal* **7**, 5590–5598 (2020).
99. Duong, T. Q. *et al.* Quantum-inspired real-time optimization for 6G networks: opportunities, challenges, and the road ahead. *IEEE Open Journal of the Communications Society* **3**, 1347–1359 (2022).
100. Veni, T. Quantum-Based Resource Management Approaches in Fog Computing Environments: A Comprehensive Review. *Mobile Computing and Sustainable Informatics: Proceedings of ICMCSI 2022*, 743–752 (2022).
101. Niraula, D., Jamaluddin, J., Matuszak, M. M., Haken, R. K. T. & Naqa, I. E. Quantum deep reinforcement learning for clinical decision support in oncology: application to adaptive radiotherapy. *Scientific reports* **11**, 23545 (2021).

**This paper develops a quantum deep reinforcement learning framework for personalized radiotherapy treatment planning, demonstrating potential 10% improvement in clinical decision-making compared to unaided practice when tested on non-small cell lung cancer patients.**

102. Ullah, U. & Garcia-Zapirain, B. Quantum machine learning revolution in healthcare: a systematic review of emerging perspectives and applications. *IEEE Access* (2024).
103. Rani, S., Pareek, P. K., Kaur, J., Chauhan, M. & Bhambrani, P. *Quantum machine learning in healthcare: Developments and challenges in 2023 IEEE International Conference on Integrated Circuits and Communication Systems (ICICACS)* (2023), 1–7.
104. Raparathi, M. Real-Time AI Decision Making in IoT with Quantum Computing: Investigating & Exploring the Development and Implementation of Quantum-Supported AI Inference Systems for IoT Applications. *Internet of Things and Edge Computing Journal* **1**, 18–27 (2021).
105. Ho, J. K. & Hoorn, J. F. Quantum affective processes for multidimensional decision-making. *Scientific Reports* **12**, 20468 (2022).
106. Sundaram, A. Challenges and opportunities in quantum computing in healthcare. *Quantum Computing for Healthcare Data*, 91–118 (2025).

107. Jeyaraman, N., Jeyaraman, M., Yadav, S., Ramasubramanian, S. & Balaji, S. Revolutionizing healthcare: the emerging role of quantum computing in enhancing medical technology and treatment. *Cureus* **16** (2024).
108. Liu, Y., Arunachalam, S. & Temme, K. A rigorous and robust quantum speed-up in supervised machine learning. *Nature Physics* **17**, 1013–1017 (2021).
- This paper constructs a classification problem demonstrating that heuristic quantum kernel methods can provide end-to-end quantum speed-up with classical data access, creating datasets that classical learners cannot effectively classify while quantum classifiers achieve high accuracy.**
109. Kirsopp, J. J. *et al.* Quantum computational quantification of protein–ligand interactions. *International Journal of Quantum Chemistry* **122**, e26975 (2022).
110. Narottama, B. & Shin, S. Y. Quantum neural networks for resource allocation in wireless communications. *IEEE Transactions on Wireless Communications* **21**, 1103–1116 (2021).
111. Song, Q. *et al.* Quantum decision making in automatic driving. *Scientific reports* **12**, 11042 (2022).
112. Ezhov, A. *Pattern recognition with quantum neural networks in Advances in Pattern Recognition—ICAPR 2001: Second International Conference Rio de Janeiro, Brazil, March 11–14, 2001 Proceedings 2* (2001), 60–71.
113. Schuld, M., Sinayskiy, I. & Petruccione, F. *Quantum computing for pattern classification in PRICAI 2014: Trends in Artificial Intelligence: 13th Pacific Rim International Conference on Artificial Intelligence, Gold Coast, QLD, Australia, December 1-5, 2014. Proceedings 13* (2014), 208–220.
114. Chen, Y.-Q., Chen, Y., Lee, C.-K., Zhang, S. & Hsieh, C.-Y. Optimizing quantum annealing schedules with Monte Carlo tree search enhanced with neural networks. *Nature Machine Intelligence* **4**, 269–278 (2022).
115. Ikeda, K., Nakamura, Y. & Humble, T. S. Application of quantum annealing to nurse scheduling problem. *Scientific reports* **9**, 12837 (2019).
- This paper investigates quantum annealing for solving the Nurse Scheduling Problem using the D-Wave 2000Q device, demonstrating that the approach can recover satisfying solutions and showing significant improvement through reverse annealing techniques.**
116. Sahner, D. K. & Williams, R. J. Clinical Decision Support Using a Partially Instantiated Probabilistic Graphical Model Optimized through Quantum Annealing: Proof-of-Concept of a Computational Method Using a Clinical Data Set. *medRxiv*, 2020–12 (2020).
117. Acharya, R. *et al.* Quantum error correction below the surface code threshold. *arXiv preprint arXiv:2408.13687* (2024).
118. Castelvechi, D. 'A truly remarkable breakthrough': Google's new quantum chip achieves accuracy milestone. *Nature* **636**, 527–528 (2024).
119. Goddard, M. The EU General Data Protection Regulation (GDPR): European regulation that has a global impact. *International Journal of Market Research* **59**, 703–705 (2017).
120. Li, L., Fan, Y., Tse, M. & Lin, K.-Y. A Review of Applications in Federated Learning. *Computers & Industrial Engineering* **149**, 106854. ISSN: 0360-8352 (2020).
121. Abadi, M. *et al.* *Deep learning with differential privacy in Proceedings of the 2016 ACM SIGSAC conference on computer and communications security* (2016), 308–318.
122. Ren, C. *et al.* Towards quantum federated learning. *arXiv preprint arXiv:2306.09912* (2023).
123. Chehimi, M., Chen, S. Y.-C., Saad, W., Towsley, D. & Debbah, M. Foundations of quantum federated learning over classical and quantum networks. *IEEE Network* (2023).
124. Zheng, H., Li, Z., Liu, J., Strelchuk, S. & Kondor, R. Speeding up learning quantum states through group equivariant convolutional quantum ansätze. *PRX Quantum* **4**, 020327 (2023).
125. Molteni, R., Gyurik, C. & Dunjko, V. Exponential quantum advantages in learning quantum observables from classical data. *arXiv preprint arXiv:2405.02027* (2024).
126. Caro, M. C. *et al.* Generalization in Quantum Machine Learning from Few Training Data. *Nat. Commun.* **13**, 4919. ISSN: 2041-1723 (2022).
127. Chehimi, M. & Saad, W. *Quantum federated learning with quantum data in ICASSP 2022-2022 IEEE International Conference on Acoustics, Speech and Signal Processing (ICASSP)* (2022), 8617–8621.
128. Dutta, S., Innan, N., Yahia, S. B., Shafique, M. & Neira, D. E. B. MQFL-FHE: Multimodal Quantum Federated Learning Framework with Fully Homomorphic Encryption. *arXiv preprint arXiv:2412.01858* (2024).
129. Yu, H., Liang, P. P., Salakhutdinov, R. & Morency, L.-P. MMOE: Mixture of Multimodal Interaction Experts. *arXiv preprint arXiv:2311.09580* (2023).
130. Watkins, W. M., Chen, S. Y.-C. & Yoo, S. Quantum machine learning with differential privacy. *Scientific Reports* **13**, 2453 (2023).

131. Hirche, C., Rouzé, C. & França, D. S. Quantum differential privacy: An information theory perspective. *IEEE Transactions on Information Theory* **69**, 5771–5787 (2023).
132. Gao, X., Anschuetz, E. R., Wang, S.-T., Cirac, J. I. & Lukin, M. D. Enhancing generative models via quantum correlations. *Physical Review X* **12**, 021037 (2022).
133. Onim, M. S. H. & Thapliyal, H. Detection of Physiological Data Tampering Attacks with Quantum Machine Learning. *arXiv preprint arXiv:2502.05966* (2025).
134. Li, W., Lu, S. & Deng, D.-L. Quantum Federated Learning through Blind Quantum Computing. *Sci. China Phys. Mech. Astron.* **64**, 100312. ISSN: 1869-1927 (2021).
135. Broadbent, A., Fitzsimons, J. & Kashefi, E. *Universal blind quantum computation in 2009 50th annual IEEE symposium on foundations of computer science* (2009), 517–526.
136. Bernstein, D. J. & Lange, T. Post-Quantum Cryptography. *Nature* **549**, 188–194. ISSN: 1476-4687 (2017).
137. Gupta, K. *et al.* An intelligent quantum cyber-security framework for healthcare data management. *IEEE Transactions on Automation Science and Engineering* (2024).
138. Yi, J., Ye, W., Gottesman, D. & Liu, Z.-W. Complexity and order in approximate quantum error-correcting codes. *Nature Physics* **20**, 1798–1803 (2024).
139. Wang, P.-H., Chen, J.-H., Yang, Y.-Y., Lee, C. & Tseng, Y. J. Recent advances in quantum computing for drug discovery and development. *IEEE Nanotechnology Magazine* **17**, 26–30 (2023).
140. Baiardi, A., Christandl, M. & Reiher, M. Quantum computing for molecular biology. *ChemBioChem* **24**, e202300120 (2023).
141. Paul, S. M. *et al.* How to improve R&D productivity: the pharmaceutical industry’s grand challenge. *Nature reviews Drug discovery* **9**, 203–214 (2010).
142. Kitchen, D. B., Decornez, H., Furr, J. R. & Bajorath, J. Docking and scoring in virtual screening for drug discovery: methods and applications. *Nature reviews Drug discovery* **3**, 935–949 (2004).
143. Babbush, R. *et al.* Low-depth quantum simulation of materials. *Physical Review X* **8**, 011044 (2018).
144. McArdle, S., Endo, S., Aspuru-Guzik, A., Benjamin, S. C. & Yuan, X. Quantum computational chemistry. *Reviews of Modern Physics* **92**, 015003 (2020).
145. Jiang, D., Liu, X., Song, H. & Xie, H. *An survey: Quantum phase estimation algorithms in 2021 IEEE 5th Information Technology, Networking, Electronic and Automation Control Conference (ITNEC)* **5** (2021), 884–888.
146. Yuan, X. A quantum-computing advantage for chemistry. *Science* **369**, 1054–1055 (2020).
147. Tilly, J. *et al.* The variational quantum eigensolver: a review of methods and best practices. *Physics Reports* **986**, 1–128 (2022).
148. Ekins, S., Mestres, J. & Testa, B. In silico pharmacology for drug discovery: methods for virtual ligand screening and profiling. *British journal of pharmacology* **152**, 9–20 (2007).
149. Scannell, J. W., Blanckley, A., Boldon, H. & Warrington, B. Diagnosing the decline in pharmaceutical R&D efficiency. *Nature reviews Drug discovery* **11**, 191–200 (2012).
150. Fogel, D. B. Factors associated with clinical trials that fail and opportunities for improving the likelihood of success: a review. *Contemporary clinical trials communications* **11**, 156–164 (2018).
151. Kandala, A. *et al.* Hardware-efficient variational quantum eigensolver for small molecules and quantum magnets. *nature* **549**, 242–246 (2017).
152. Moll, N. *et al.* Quantum optimization using variational algorithms on near-term quantum devices. *Quantum Science and Technology* **3**, 030503 (2018).
153. Ciliberto, C. *et al.* Quantum machine learning: a classical perspective. *Proceedings of the Royal Society A: Mathematical, Physical and Engineering Sciences* **474**, 20170551 (2018).
154. Cerezo, M., Verdon, G., Huang, H.-Y., Cincio, L. & Coles, P. J. Challenges and opportunities in quantum machine learning. *Nature Computational Science* **2**, 567–576 (2022).
155. Rebertrost, P., Mohseni, M. & Lloyd, S. Quantum support vector machine for big data classification. *Physical review letters* **113**, 130503 (2014).
156. Austin, B. M., Zubarev, D. Y. & Lester Jr, W. A. Quantum Monte Carlo and related approaches. *Chemical reviews* **112**, 263–288 (2012).
157. Turon, G., Arora, D. & Duran-Frigola, M. Infectious Disease Research Laboratories in Africa Are Not Using AI Yet—Large Language Models May Facilitate Adoption. *ACS Infectious Diseases* **10**, 3083–3085 (2024).
158. Reiher, M., Wiebe, N., Svore, K. M., Wecker, D. & Troyer, M. Elucidating reaction mechanisms on quantum computers. *Proceedings of the national academy of sciences* **114**, 7555–7560 (2017).
159. Guerreschi, G. G. & Matsuura, A. Y. QAOA for Max-Cut requires hundreds of qubits for quantum speed-up. *Scientific reports* **9**, 6903 (2019).
160. Zhou, L., Wang, S.-T., Choi, S., Pichler, H. & Lukin, M. D. Quantum approximate optimization algorithm: Performance, mechanism, and implementation on near-term devices. *Physical Review X* **10**, 021067 (2020).



161. Grassl, M., Langenberg, B., Roetteler, M. & Steinwandt, R. *Applying Grover's algorithm to AES: quantum resource estimates in International Workshop on Post-Quantum Cryptography* (2016), 29–43.
162. Lloyd, S., Mohseni, M. & Rebentrost, P. Quantum principal component analysis. *Nature physics* **10**, 631–633 (2014).
163. Roy, S., Kot, L. & Koch, C. *Quantum databases in Proc. CIDR* (2013).
164. Hamouda, I., Bahaa-Eldin, A. M. & Said, H. *Quantum databases: Trends and challenges in 2016 11th International Conference on Computer Engineering & Systems (ICCES)* (2016), 275–280.
165. Pal, S., Bhattacharya, M., Lee, S.-S. & Chakraborty, C. Quantum computing in the next-generation computational biology landscape: From protein folding to molecular dynamics. *Molecular biotechnology* **66**, 163–178 (2024).
166. Ross, J. *et al.* Large-scale chemical language representations capture molecular structure and properties. *Nature Machine Intelligence* **4**, 1256–1264 (2022).
167. Liu, L.-Z. *et al.* Distributed quantum phase estimation with entangled photons. *Nature photonics* **15**, 137–142 (2021).
168. Main, D. *et al.* Distributed quantum computing across an optical network link. *Nature*, 1–6 (2025).
169. Polacchi, B. *et al.* Multi-client distributed blind quantum computation with the Qline architecture. *Nature Communications* **14**, 7743 (2023).

**This paper proposes and experimentally demonstrates a lightweight multi-client blind quantum computation protocol based on a linear quantum network configuration, offering scalability, low-loss operation, and security against correlated attacks of server nodes and malicious clients.**