

(t, r) BROADCAST DOMINATION NUMBERS AND DENSITIES OF THE TRUNCATED SQUARE TILING GRAPH

JILLIAN CERVANTES AND PAMELA E. HARRIS

ABSTRACT. For a pair of positive integer parameters (t, r) , a subset T of vertices of a graph G is said to (t, r) broadcast dominate a graph G if, for any vertex u in G , we have $\sum_{v \in T, u \in N_t(v)} (t - d(u, v)) \geq r$, where $N_t(v) = \{u \in V : d(u, v) < t\}$ and $d(u, v)$ denotes the distance between u and v . This can be interpreted as each vertex v of T sending $\max(t - d(u, v), 0)$ signal to vertices within a distance of $t - 1$ away from v . The signal is additive and we require that every vertex of the graph receives a minimum reception r from all vertices in T . For a finite graph the smallest cardinality among all (t, r) broadcast dominating sets of a graph is called the (t, r) broadcast domination number. We remark that the $(2, 1)$ broadcast domination number is the domination number and the $(t, 1)$ (for $t \geq 1$) is the distance domination number of a graph.

We study a family of graphs that arise as a finite subgraph of the truncated square tiling, which utilizes regular squares and octagons to tile the Euclidean plane. For positive integers m and n , we let $H_{m,n}$ be the graph consisting of m rows of n octagons (cycle graph on 8 vertices). For all $t \geq 2$, we provide lower and upper bounds for the $(t, 1)$ broadcast domination number for $H_{m,n}$ for all $m, n \geq 1$. We give exact $(2, 1)$ broadcast domination numbers for $H_{m,n}$ when $(m, n) \in \{(1, 1), (1, 2), (1, 3), (1, 4), (2, 2)\}$. We also consider the infinite truncated square tiling, denoted $H_{\infty, \infty}$, and we provide constructions of infinite (t, r) broadcasts for $(t, r) \in \{(2, 1), (2, 2), (3, 1), (3, 2), (3, 3), (4, 1)\}$. Using these constructions we give upper bounds on the density of these broadcasts i.e., the proportion of vertices needed to (t, r) broadcast dominate this infinite graph. We end with some directions for future study.

1. INTRODUCTION

Introduced by Blessing, Insko, Johnson and Mauretour [1] the (t, r) *broadcast domination number* of a graph G , denoted $\gamma_{t,r}(G)$, depends on two positive integer parameters (t, r) with $1 \leq r \leq t$. The (t, r) broadcast domination number is defined as the smallest cardinality of a (t, r) broadcast, which is a subset of vertices $T \subseteq V(G)$ satisfying that for any $u \in V(G)$,

$$(1.1) \quad f(u) := \sum_{\substack{v \in T \\ u \in N_t(v)}} (t - d(u, v)) \geq r,$$

where $N_t(v) = \{u \in V : d(u, v) < t\}$. If T is a (t, r) broadcast, we call $v \in T$ a *broadcasting vertex* of strength t , or simply a broadcasting vertex, if the parameter t is clear from context. Note that when $t = r = 1$, then $\gamma_{1,1}(G) = |V(G)|$. When $t = 2$ and $r = 1$, the (t, r) broadcast domination number of a graph is precisely the domination number, and when $t > 2$ and $r = 1$ it is the $(t - 1)$ -distance domination number. Thus (t, r) broadcast domination numbers generalize domination and distance domination numbers. We recall that determining a smallest dominating set for a graph is known to be an NP-hard problem (a proof is provided by Garey and Johnson in [8]). Many have considered the domination problem for specific

graph families including grid graphs, complete grid graphs, cross product of paths, and graphs with minimum degree [3, 4, 7, 13, 15, 16]. For a survey on the subject of domination parameters and some generalizations we recommend the work of Haynes, Hedetniemi, and Slater [14].

In their work, Blessing et al. [1] gave (t, r) broadcast domination numbers for small grid graphs with $(t, r) \in \{(2, 2), (3, 1), (3, 2), (3, 3)\}$. They also provided bounds for these numbers when considering arbitrarily large grid graphs. Motivated by Blessing et al.'s work on arbitrarily large grid graphs, Harris, Drews, Randolph [6] introduce the notion of an optimal (t, r) broadcast on the infinite grid $\mathbb{Z} \times \mathbb{Z}$, which is defined as the smallest proportion of vertices (density) in a (t, r) broadcast of the infinite grid graph. Drews et al. constructed optimal (t, r) broadcasts for all $t \geq 2$, and $r = 1$ and $r = 2$. Harris, Luque, Reyes Flores, and Sepulveda [12] constructed *efficient* (t, r) broadcasts on the infinite triangular grid graph, which are those broadcasts that minimize the excess signal received by non-broadcasting vertices. Harris et al. constructed efficient (t, r) broadcast dominating sets for all $t \geq r \geq 1$ by using a geometric interpretation of the shape of the region of vertices receiving reception from a broadcasting vertex.

In the present, we consider the infinite truncated square tiling (thought of as an infinite graph) which utilizes squares and octagons to tile the Euclidean plane. We denote this infinite graph by $H_{\infty, \infty}$ and illustrate in Figure 1a. We also consider a family of graphs that arise as a finite subgraph of the truncated square tiling, which we denote by $H_{m, n}$, where m and n are positive integers, and $H_{m, n}$ consists of m rows each with n octagons. See Figure 1b for an illustration.

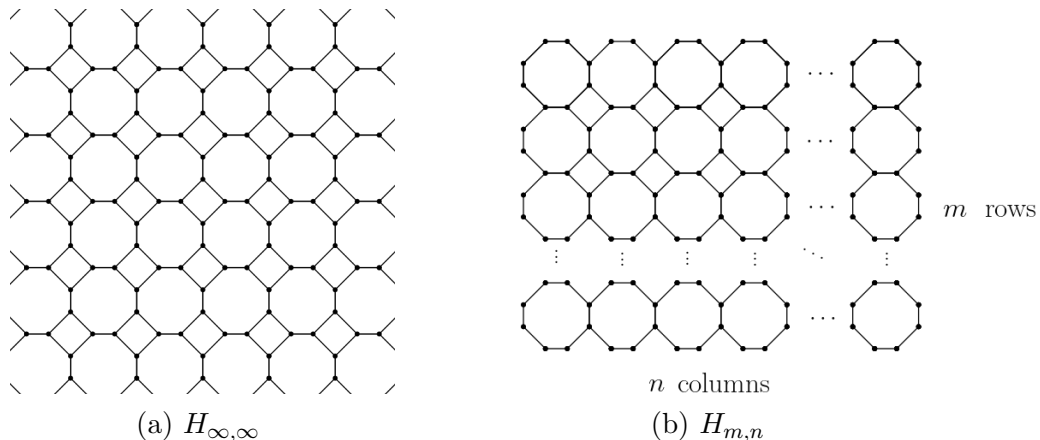


FIGURE 1. The infinite truncated square graph and the finite graph $H_{m, n}$ consisting of m rows each with n columns of octagons.

In our first result, Theorem 2.4, we establish the $(2, 1)$ broadcast domination number (i.e. the domination number) for $H_{1, n}$ when $1 \leq n \leq 4$, and for $H_{2, 2}$. We illustrate these results in Figure 4 and Figure 5, respectively. Using the domination numbers of these small graphs, in Theorems 2.6 and 2.7 we provide initial upper bounds for the $(2, 1)$ broadcast domination number of $H_{m, n}$ for any $m, n \geq 1$. We improve these upper bounds in Theorem 2.8. In Theorem 2.9 we establish a lower bound for the $(2, 1)$ broadcast domination number of $H_{m, n}$ for any $m, n \geq 1$. Together these results show that for any $m, n \geq 1$ the $(2, 1)$ broadcast

domination number of $H_{m,n}$ satisfies

$$\left\lceil \frac{2m + n(4m + 2)}{4} \right\rceil \leq \gamma_{2,1}(H_{m,n}) \leq n(m + 1) + m.$$

Our results related to $H_{\infty,\infty}$ are as follows. For $(t, r) \in \{(2, 1), (2, 2), (3, 1), (3, 2), (3, 3), (4, 1)\}$, we give constructions of (t, r) broadcasts for $H_{\infty,\infty}$. Using these constructions we establish upper bounds on the density of these broadcasts, defined as the proportion of vertices needed to (t, r) broadcast dominate $H_{\infty,\infty}$. This gives upper bounds on the *optimal density* of a (t, r) broadcast of $H_{\infty,\infty}$, defined as the minimum broadcast density over all (t, r) broadcasts for $H_{\infty,\infty}$, which we denote by $\delta_{t,r}(H_{\infty,\infty})$.

In Figure 2, we illustrate each of the $(t, r) \in \{(2, 1), (2, 2), (3, 1), (3, 2), (3, 3), (4, 1)\}$ broadcasts for $H_{\infty,\infty}$. The circled vertices are broadcasting vertices, and each colored region depicts the $t - 1$ neighborhood of a broadcasting vertex. Throughout, we refer to the $t - 1$ neighborhood of a broadcasting vertex as its *reach*. Whenever a non-broadcasting vertex u lies within reach of multiple broadcasting vertices v_1, v_2, \dots, v_k the signal received from each broadcasting vertex v_i is added together to compute the reception for u . Based on the regularity of the $(2, 2)$ and $(3, 3)$ broadcasts presented in Theorem 4.3 and Theorem 4.6, respectively, we establish upper bounds for the $(2, 2)$ and $(3, 3)$ broadcast domination number of the finite graph $H_{m,n}$ for all $m, n \geq 1$, see Corollaries 5.1 and 5.2, respectively.

We conclude this introduction by remarking that this is the first paper describing (t, r) broadcast dominating sets for the infinite truncated square tiling graph and (t, r) broadcast domination numbers for the finite graphs $H_{m,n}$ with $m, n \geq 1$. Our work begins to answer the open problem posed by Harris, Insko, and Johnson in [11, Research Project 13], which was to study the (t, r) broadcast domination number for this infinite graph. More work is needed to show that the broadcasts we present are optimal, and to establish optimal broadcasts in general. Thus, we provide a section with many open problems for further study, including conjectures for upper bounds on the density of $(4, r)$, with $2 \leq r \leq 4$, broadcasts of $H_{\infty,\infty}$.

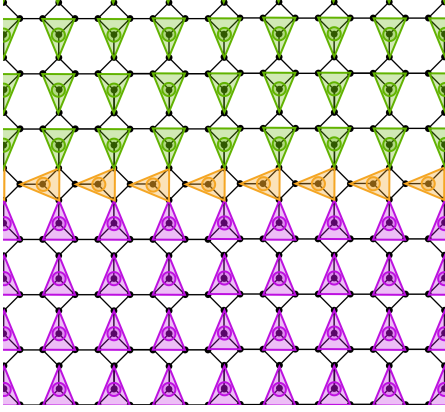
Remark 1.1. We have implemented code, which can be downloaded from GitHub repository [2]. This code utilizes the Python package NetworkX [10] to construct the graph $H_{m,n}$ by positioning the vertices and edges so that the illustrated graph is depicted as in Figure 1b. The code then allows us to test whether a given subset of vertices is a (t, r) broadcast dominating set of $H_{m,n}$. The user may also input the parameters m, n (for small values) and a guess for the $(2, 1)$ broadcast domination number. The program then tests all subsets of size one less than the input guess, to determine if there exists a dominating set of that smaller size.

2. DOMINATION NUMBERS AND BOUNDS FOR $H_{m,n}$ GRAPHS

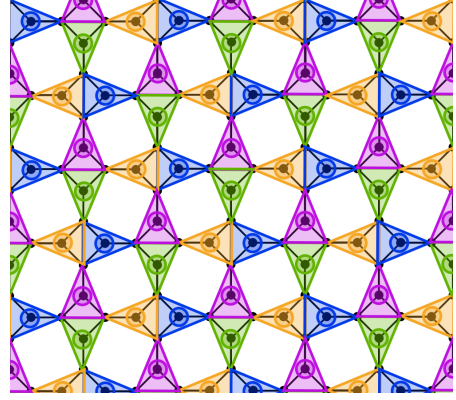
In this section we consider the graphs $H_{m,n}$ and provide bounds for the domination number of these graphs. Note that this is equivalent to giving bounds for the $(2, 1)$ broadcast domination number. We henceforth use the notation $\gamma(H_{m,n})$ to denote $\gamma_{2,1}(H_{m,n})$.

Definition 2.1. For positive integers m and n , let $H_{m,n}$ denote a truncated square graph with m rows consisting of n octagons each. Let $V(H_{m,n})$ and $E(H_{m,n})$ denote the vertex and edge set of the graph $H_{m,n}$. We illustrate the graph $H_{m,n}$ in Figure 1b.

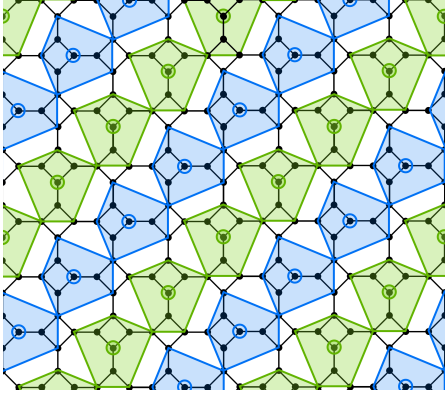
Our first result establishes a count for the number of vertices of $H_{m,n}$.



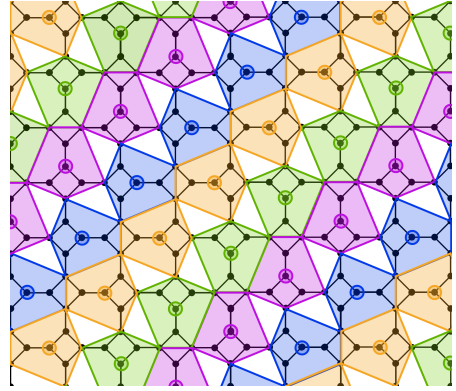
(a) The $(2, 1)$ broadcast on $H_{\infty, \infty}$ presented in Theorem 4.2 with density $\frac{1}{4}$.




(b) The $(2, 2)$ broadcast on $H_{\infty, \infty}$ presented in Theorem 4.3 with density $\frac{1}{2}$.



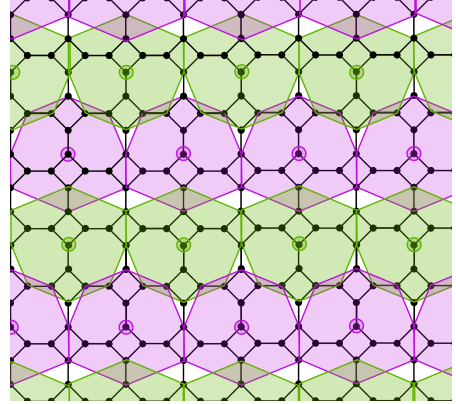
(c) The $(3, 1)$ broadcast on $H_{\infty, \infty}$ presented in Theorem 4.4 with density $\frac{1}{8}$.



(d) The $(3, 2)$ broadcast on $H_{\infty, \infty}$ presented in Theorem 4.5 with density $\frac{1}{6}$.



(e) The $(3, 3)$ broadcast on $H_{\infty, \infty}$ presented in Theorem 4.6 with density $\frac{1}{4}$.



(f) The $(4, 1)$ broadcast on $H_{\infty, \infty}$ presented in Theorem 4.8 with density $\frac{1}{12}$.

FIGURE 2. Broadcasts on $H_{\infty, \infty}$ for $(t, r) \in \{(2, 2), (3, 1), (3, 2), (3, 3), (4, 1)\}$ along with the reach of broadcasting vertices.

Lemma 2.2. *If $n \geq 1$, then $|V(H_{1,n})| = 6n + 2$.*

Proof. We proceed by induction. For $n = 1$, it is evident that $|V(H_{1,1})| = 8 = 6(1) + 2$. Assume $|V(H_{1,n})| = 6n + 2$. We now show that $|V(H_{1,n+1})| = 6(n + 1) + 2$. The difference between $|V(H_{1,n})|$ and $|V(H_{1,n+1})|$ is 6, since the additional octagon shares 2 vertices with the octagon in the n th column. Then $|V(H_{1,n+1})| - |V(H_{1,n})| = 6$ and, induction hypothesis, we have that $|V(H_{1,n+1})| - (6n + 2) = 6$. Thus $|V(H_{1,n+1})| = 6 + 6n + 2 = 6(n + 1) + 2$, as desired. \square

Theorem 2.3. *If $m, n \geq 1$, then $|V(H_{m,n})| = 2m + n(4m + 2)$.*

Proof. We prove this result by induction. Fix an arbitrary $m \geq 1$. Then, for $n = 1$, by Lemma 2.2 we have that $|V(H_{m,1})| = 6m + 2 = 2m + 1(4m + 2)$. Now, assume $|V(H_{m,n})| = 2m + n(4m + 2)$ holds for $n \geq 1$. Notice in Figure 3 that adding a column of octagons results in the addition of 6 vertices (marked in red) for the first octagon, and another 4 vertices (marked in blue) for each of the additional $m - 1$ rows. Hence, by induction hypothesis, we have that $|V(H_{m,n+1})| = |V(H_{m,n})| + 6 + 4(m - 1) = 2m + n(4m + 2) + 6 + 4(m - 1) = 2m + (n + 1)(4m + 2)$, which completes the proof. \square

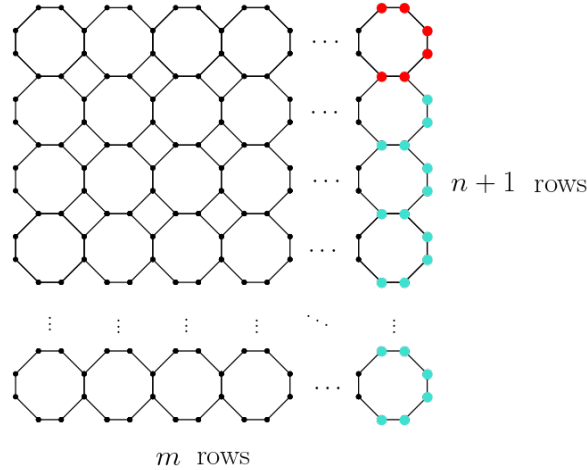


FIGURE 3. Adding one additional column of $n + 1$ octagons to $H_{m,n}$ and create $H_{m,n+1}$.

For small m, n values (particularly when $mn \leq 4$), upper bounds for $\gamma(H_{m,n})$ are feasible to construct and confirm computationally. We provide such a result next.

Theorem 2.4. *If $n \leq 4$, then*

$$\gamma(H_{1,n}) = \begin{cases} 3 & \text{if } n = 1 \\ 5 & \text{if } n = 2 \\ 7 & \text{if } n = 3 \\ 9 & \text{if } n = 4. \end{cases}$$

Proof. In Figures 4a, 4b, 4c, and 4d we provide illustrations showing that these graphs are dominated by the selected vertices. This establishes that the claimed values are upper bounds for the domination numbers. Using the Python package NetworkX [10] (see the

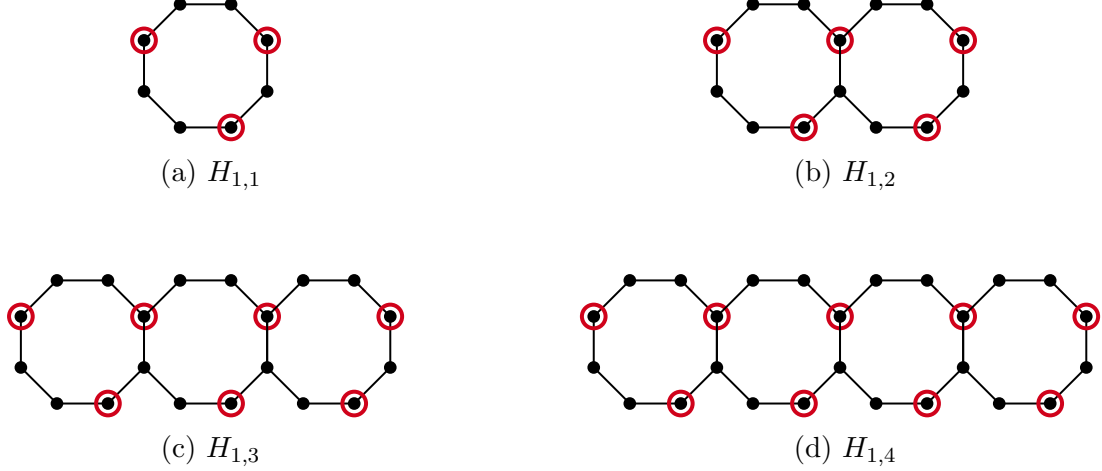


FIGURE 4. The circled vertices form $(2, 1)$ broadcasts of $H_{1,n}$. for $1 \leq n \leq 4$.

accompanying supporting code in GitHub [2]) we checked all possible subsets of vertices with cardinality one less than the constructed upper bound and confirmed that none of these subsets dominate $H_{1,n}$, for the values of n considered. In doing so, we have established that these upper bounds are also lower bounds for $\gamma(H_{1,n})$ and thereby we have given exact domination numbers for these graphs as claimed. \square

Theorem 2.5. *The domination number of $H_{2,2}$ satisfies $\gamma(H_{2,2}) = 8$.*

Proof. Figure 5 shows a selection of 8 vertices that dominates $H_{2,2}$, proving that $\gamma(H_{2,2}) \leq 8$. As with Theorem 2.4, we used the Python package NetworkX [10] to confirm that no subset of 7 vertices dominates $H_{2,2}$. We conclude that $\gamma(H_{2,2})$ is exactly 8. \square

Using Theorem 2.4 we establish upper bounds for larger graphs by dividing graphs into subgraphs $(H_{1,1}, H_{1,2}, H_{1,3}, H_{1,4})$ and dominating the smaller subgraphs. The subgraphs are then used to “tile” and form the larger $H_{m,n}$ graphs.

Theorem 2.6. *If $m, n \geq 1$, then*

$$\gamma(H_{m,n}) \leq \begin{cases} \frac{9}{4}mn & \text{if } n \equiv 0 \pmod{4} \\ \frac{9}{4}m(n-1) + 3m & \text{if } n \equiv 1 \pmod{4} \\ \frac{9}{4}m(n-2) + 5m & \text{if } n \equiv 2 \pmod{4} \\ \frac{9}{4}m(n-3) + 7m & \text{if } n \equiv 3 \pmod{4}. \end{cases}$$

Proof. We construct a dominating set using the result from Theorem 2.4 by utilizing the subgraph $H_{1,4}$ to tile the graph $H_{m,n}$. We have four cases to consider based the residue of n when reduced modulo 4.

- If $n \equiv 0 \pmod{4}$, then $H_{m,n}$ can be dominated by separating the graph into $m \left(\frac{n}{4}\right)$ “copies” of $H_{1,4}$. By Theorem 2.4, $H_{1,4}$ is dominated by 9 vertices. Hence, the graph $H_{m,n}$ can be dominated with $\frac{9}{4}mn$ vertices.
- If $n \equiv 1 \pmod{4}$, then we consider the first $n-1$ columns of octagons in $H_{m,n}$ to be $m \left(\frac{n-1}{4}\right)$ copies of $H_{1,4}$, and the final column of octagons as m copies of $H_{1,1}$. The first

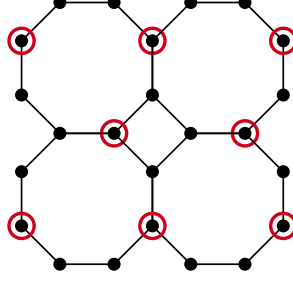


FIGURE 5. The eight circled vertices form a $(2, 1)$ broadcast of $H_{2,2}$.

$n - 1$ columns are dominated using $\frac{9}{4}m(n - 1)$ vertices, and the final column is dominated using $3m$ vertices, per Theorem 2.4. Thus $H_{m,n}$ is dominated by $\frac{9}{4}m(n - 1) + 3m$ vertices.

- If $n \equiv 2 \pmod{4}$, we consider the first $n - 2$ columns of $H_{m,n}$ as $m \left(\frac{n-2}{4}\right)$ copies of $H_{1,4}$, and the final two columns as m copies of $H_{1,2}$. Hence, by Theorem 2.4, $H_{m,n}$ is dominated by $\frac{9}{4}m(n - 2) + 5m$ vertices.
- If $n \equiv 3 \pmod{4}$, then the first $n - 3$ columns of octagons make up $m \left(\frac{n-3}{4}\right)$ copies of $H_{1,4}$, and the final 3 columns make up m copies of $H_{1,3}$. Since $H_{1,3}$ is dominated with 7 vertices, we have that $H_{m,n}$ is dominated with $\frac{9}{4}m(n - 3) + 7m$ vertices.

These cases establish the upper bounds in the theorem statement. \square

Utilizing the domination number for the graph $H_{2,2}$, with placement of broadcasting vertices, as illustrated in Figure 5, we now give a bound for the domination number of $H_{m,n}$ for $m, n \geq 2$.

Theorem 2.7. *If $m, n \geq 2$, where $m = 2q_1 + r_1$ and $n = 2q_2 + r_2$, with $0 \leq r_1, r_2 \leq 1$ then*

$$\gamma(H_{m,n}) \leq 8 \left\lceil \frac{(m + r_1)(n + r_2)}{4} \right\rceil.$$

Proof. We construct a dominating set for $H_{m,n}$ using the result from Theorem 2.5. Note that $r_1, r_2 \in \{0, 1\}$, depending on the parity of m and n , respectively. If m, n are even, $r_1 = r_2 = 0$ and we construct a dominating set by considering $H_{m,n} = H_{m+r_1, n+r_2}$ as $\frac{(m+r_1)(n+r_2)}{4}$ copies of $H_{2,2}$. Since $\gamma(H_{2,2}) = 8$ (Theorem 2.5), we multiply by 8 and conclude

$$\gamma(H_{m,n}) \leq 8 \left\lceil \frac{(m + r_1)(n + r_2)}{4} \right\rceil.$$

In the case that m and n are not both even, $|V(H_{m,n})| < |V(H_{m+r_1, n+r_2})|$. To construct a dominating set for $H_{m,n}$ using $\gamma(H_{2,2})$, we consider dominating $H_{m+r_1, n+r_2}$ since we are giving an upper bound to the domination number of $H_{m,n}$. Then we analogously consider $H_{m+r_1, n+r_2}$ as $\frac{(m+r_1)(n+r_2)}{4}$ copies of $H_{2,2}$. Since $\gamma(H_{2,2}) = 8$, we multiply by 8 and conclude

$$\gamma(H_{m,n}) \leq 8 \left\lceil \frac{(m + r_1)(n + r_2)}{4} \right\rceil. \quad \square$$

We now construct a better upper bound for the domination number of $H_{m,n}$. In fact, asymptotically, the bound in our next result (Theorem 2.8) is tighter than that of Theorem 2.6, as the leading terms (of the form mn) have coefficients 1 and $\frac{9}{4}$, respectively.

Theorem 2.8. *If $m, n \geq 1$, then $\gamma(H_{m,n}) \leq n(m + 1) + m$.*

Proof. The first row of octagons in $H_{m,n}$ can be dominated with $2n + 1$ vertices, as in Figure 6. The subsequent row of octagons is dominated by an additional $(n + 1)$ vertices, and this construction is repeated for the following $(m - 2)$ rows. Hence any graph $H_{m,n}$ can be dominated by $2n + 1 + (m - 1)(n + 1) = n(m + 1) + m$ vertices. \square

In Theorem 3.3 we establish a lower bound for the $(t, 1)$ domination number of the graph $H_{m,n}$. The specialization of $t = 2$ is provided below.

Theorem 2.9. *If $m, n \geq 1$ then*

$$\gamma(H_{m,n}) \geq \left\lceil \frac{2m + n(4m + 2)}{4} \right\rceil.$$

Proof. By Theorem 2.3, we have that the total number of vertices $|V(H_{m,n})| = 2m + n(4m + 2)$. Notice every vertex in $H_{m,n}$ has degree at most 3, and so any broadcasting vertex dominates itself and up to 3 neighboring vertices. Hence we divide the total number of vertices by 4, the number of vertices that can be dominated by a single broadcasting vertex. \square

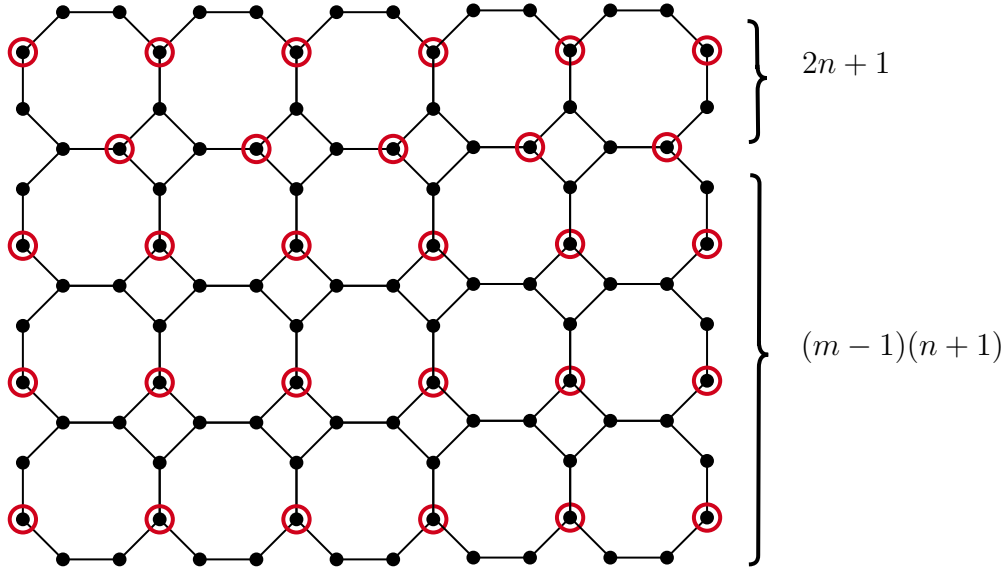


FIGURE 6. Construction of upper bound for $\gamma(H_{m,n})$.

3. BOUNDS FOR THE DISTANCE DOMINATION NUMBER OF $H_{m,n}$

Note that the $(t, 1)$ broadcast domination number of $H_{m,n}$ is precisely the $(t - 1)$ -distance domination number of the graph. Thus knowing the number of vertices that are a distance of $t - 1$ away from a broadcasting vertex helps establish an initial lower bound for the $(t, 1)$ broadcast domination number of $H_{m,n}$.

The number of vertices at a fixed distance from a broadcasting vertex has been previously studied; we refer to the work of Goodman-Strauss and Sloane [9]. For a fixed vertex v , the sequence $(a_n)_{n \geq 0}$ which counts the number of vertices a distance of n away from v in the infinite truncated square tiling graph is called the crystallographic *coordination sequence* of a vertex. The formula for the coordination sequence of a vertex is entry [17, A008576] and

is given by $a(0) = 1$ and thereafter $a(3k) = 8k$, $a(3k + 1) = 8k + 3$, $a(3k + 2) = 8k + 5$. The coordination sequence begins with

$$1, 3, 5, 8, 11, 13, 16, 19, 21, 24, 27, 29, 32, 35, 37, \dots$$

We adapt the definition of the coordination sequence for our purposes as follows.

Definition 3.1. For $t \geq 2$, we let $c(t)$ be the $(t - 1)$ th entry in the coordination sequence. That is, $c(t)$ denotes the number of vertices which are exactly a distance of $t - 1$ away from a vertex $v \in H_{\infty, \infty}$.

In what follows we let $P_v(t)$ be the subgraph of $H_{\infty, \infty}$, which consists of all vertices (and their incident edges) that are within a distance of $t - 1$ away from a fixed vertex v . For an example, see Figure 7a illustrating for $P_v(5)$, and note that for a fixed t , the region created by $P_v(t)$ is not necessarily convex.

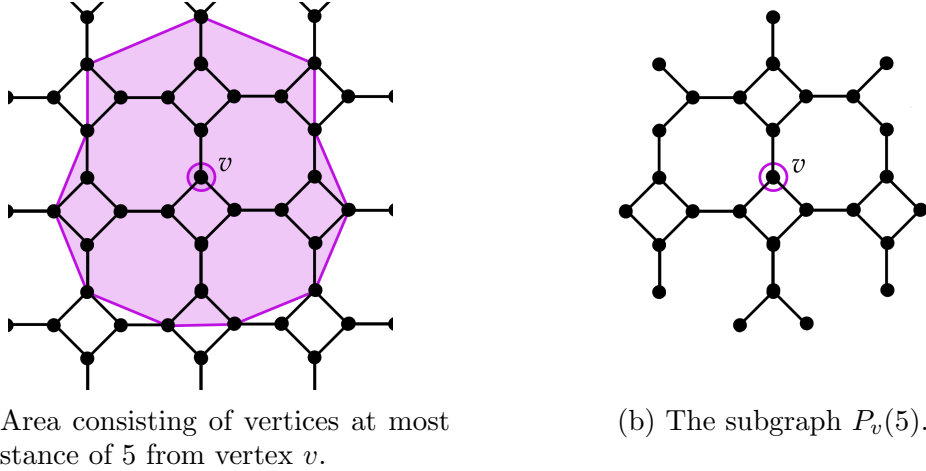


FIGURE 7. Illustrating vertices a maximum distance of 5 away from a fixed vertex v , and the corresponding subgraph $P_v(5)$.

Lemma 3.2. Fix a vertex $v \in H_{\infty, \infty}$. If $t \geq 2$, then $|V(P_v(t))| = 1 + \sum_{i=2}^t c(i)$.

Proof. The proof follows directly from the definition of $c(t)$. To enumerate the vertices in $P_v(t)$, we must count all vertices distance j from vertex v , with $1 \leq j \leq t - 1$. This corresponds to the sum of $c(i)$ for $2 \leq i \leq t$, or $\sum_{i=2}^t c(i)$. Lastly, we add 1 to this sum to account for the vertex v which is also in $P_v(t)$. Thus $|V(P_v(t))| = 1 + \sum_{i=2}^t c(i)$, as claimed. \square

We now give a lower bound for the distance domination number $\gamma_{t,1}(H_{m,n})$.

Theorem 3.3. If $m, n \geq 1$ and $t \geq 2$, then

$$\gamma_{t,1}(H_{m,n}) \geq \left\lceil \frac{2m + n(4m + 2)}{|V(P_v(t))|} \right\rceil.$$

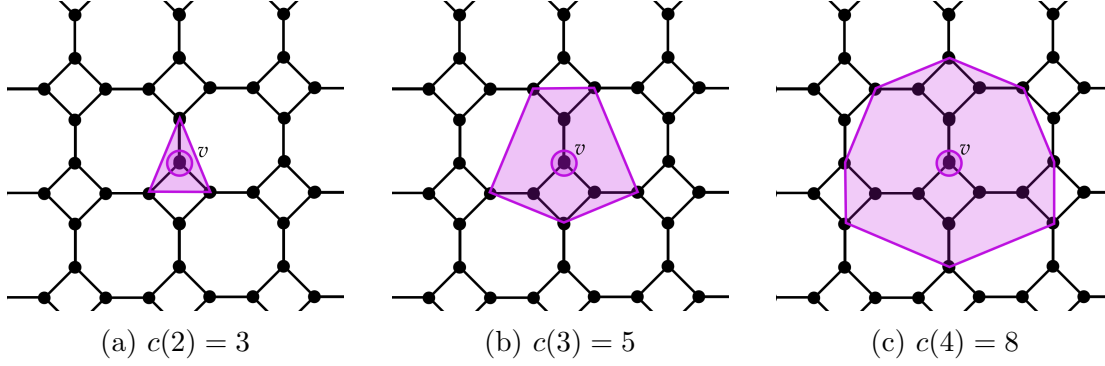


FIGURE 8. Figures to illustrate how we calculate $|P_v(4)| = 1 + 3 + 5 + 8 = 17$.

Proof. This lower bound follows from the fact that when $r = 1$, each vertex u in $H_{m,n}$ must have reception strength $f(u) \geq 1$, where $f(u)$ is as defined in equation (1.1). We take the total number of vertices in $H_{m,n}$ and divide by the maximum number of vertices which receive reception from a broadcasting vertex of transmission strength t . (Note that we say maximum because if a broadcasting vertex is near an exterior edge of the graph, then $|V(P_v(t))|$ may be smaller.) We take the ceiling of this value to ensure an integer bound. \square

4. BROADCAST DOMINATION PATTERNS FOR THE TRUNCATED SQUARE TILING

In what follows we consider the infinite truncated square tiling and provide results on the proportions of vertices needed to dominate the graph. We begin by recalling the following definition.

Definition 4.1 (Page 2 in [5]). Given an infinite graph G , we refer to a (t, r) broadcast dominating set T as a (t, r) broadcast for G . The *broadcast density* of the (t, r) broadcast T for G is defined by the limit where we consider a finite portion of the graph G , denoted H , and compute

$$\lim_{n \rightarrow \infty} \frac{|T \cap V(H)|}{|V(H)|}.$$

The *optimal density* of a (t, r) broadcast for G is defined as the minimum broadcast density over all (t, r) broadcasts. We denote the optimal density of a (t, r) broadcast by $\delta_{t,r}(G)$.

We now establish upper bounds for the optimal density of (t, r) broadcasts for $H_{\infty, \infty}$ when $(t, r) \in \{(2, 1), (2, 2), (3, 1), (3, 2), (3, 3), (4, 1)\}$.

Theorem 4.2. *The optimal density of a $(2, 1)$ broadcast for $H_{\infty, \infty}$ satisfies*

$$\delta_{2,1}(H_{\infty, \infty}) \leq \frac{1}{4}.$$

Proof. Fix a positive integer n . Then by Theorem 2.3 we know the number of vertices in $V(H_{n,n}) = 2n + n(4n + 2) = 4n^2 + 4n$. Then by Theorem 2.8 we know $\gamma_{2,1}(H_{n,n}) \leq n(n + 1) + n = n^2 + 2n$. Thus

$$\delta_{2,1}(H_{\infty, \infty}) \leq \lim_{n \rightarrow \infty} \frac{n^2 + 2n}{4n^2 + 4n} = \frac{1}{4}. \quad \square$$

Before providing our next results we need the following notation. In order to describe (t, r) broadcast dominating sets for $H_{\infty, \infty}$, we fix the truncated square lattice in \mathbb{R}^2 and establish a coordinate system by selecting an arbitrary 4-cycle in $H_{\infty, \infty}$, which we refer to as the *origin* of the graph. Note that the origin $(0, 0)$ refers to a 4-cycle of vertices, not to a vertex in the graph $H_{\infty, \infty}$, see Figure 9a. Once we fix a 4-cycle as the origin, we color its interior with orange. Then we give a coordinate system $(x, y) \in \mathbb{Z} \times \mathbb{Z}$ to indicate the position of each 4-cycle in the graph. We then refer to the vertices on a 4-cycle by numbering them as on a clock naming the top vertex 0, the right vertex 1, the bottom vertex 2, and the left vertex 3. See Figure 9b.

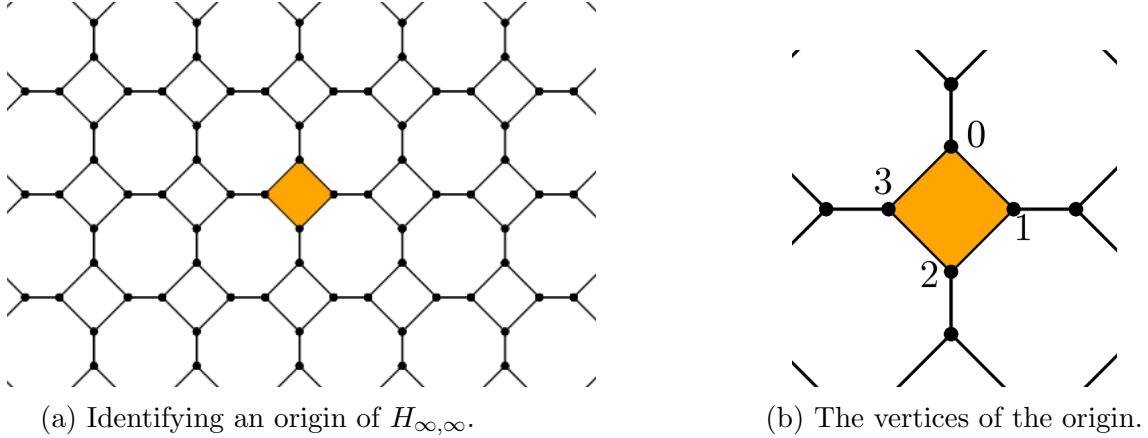


FIGURE 9. The graph $H_{\infty, \infty}$ with a fixed 4-cycle called the origin (highlighted in orange) and the vertices of the origin labeled 0, 1, 2, 3.

With the origin fixed, every vertex in $H_{\infty, \infty}$ can be described as a tuple $(a, (x, y))$, where $a \in \mathbb{Z}_4$, and $(x, y) \in \mathbb{Z}^2$. For example, Figure 10 gives the location of the vertices $v = (1, (2, 3))$ and $w = (1, (-1, 1))$.

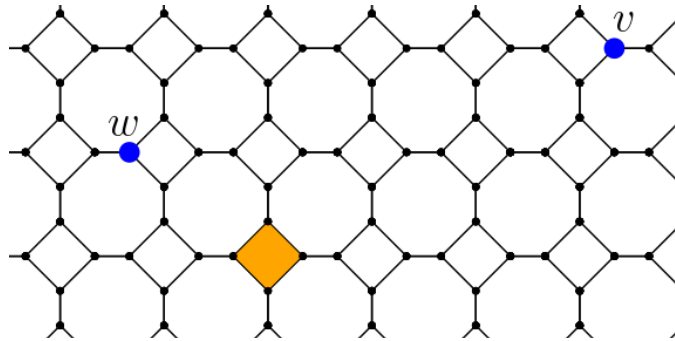


FIGURE 10. Position of the vertices $v = (1, (2, 3))$ and $w = (1, (-1, 1))$, relative to the fixed origin on $H_{\infty, \infty}$.

In light of this notation, the set of vertices of $H_{\infty, \infty}$ are described by

$$V(H_{\infty, \infty}) = \{(a, (x, y)) : a \in \mathbb{Z}_4, (x, y) \in \mathbb{Z}^2\}.$$

Theorem 4.3. *The optimal density of a $(2, 2)$ broadcast for $H_{\infty, \infty}$ satisfies*

$$\delta_{2,2}(H_{\infty, \infty}) \leq \frac{1}{2}.$$

Proof. We construct a $(2, 2)$ broadcast dominating set T for $H_{\infty, \infty}$ consisting of the subset of vertices

$$T = T_1 \cup T_2 \cup T_3 \cup T_4,$$

where

$$\begin{aligned} T_1 &= \{(0, (x, x + 2y)) : x, y \in \mathbb{Z}\}, \\ T_2 &= \{(2, (x, x + 2y)) : x, y \in \mathbb{Z}\}, \\ T_3 &= \{(1, (x, x + 2y + 1)) : x, y \in \mathbb{Z}\}, \text{ and} \\ T_4 &= \{(3, (x, x + 2y + 1)) : x, y \in \mathbb{Z}\}. \end{aligned}$$

We illustrate the positioning of the vertices in the set T in Figure 11 and in this proof we establish that the density of this broadcast is $\frac{1}{2}$. To begin we prove that T is a $(2, 2)$ broadcast of $H_{\infty, \infty}$.

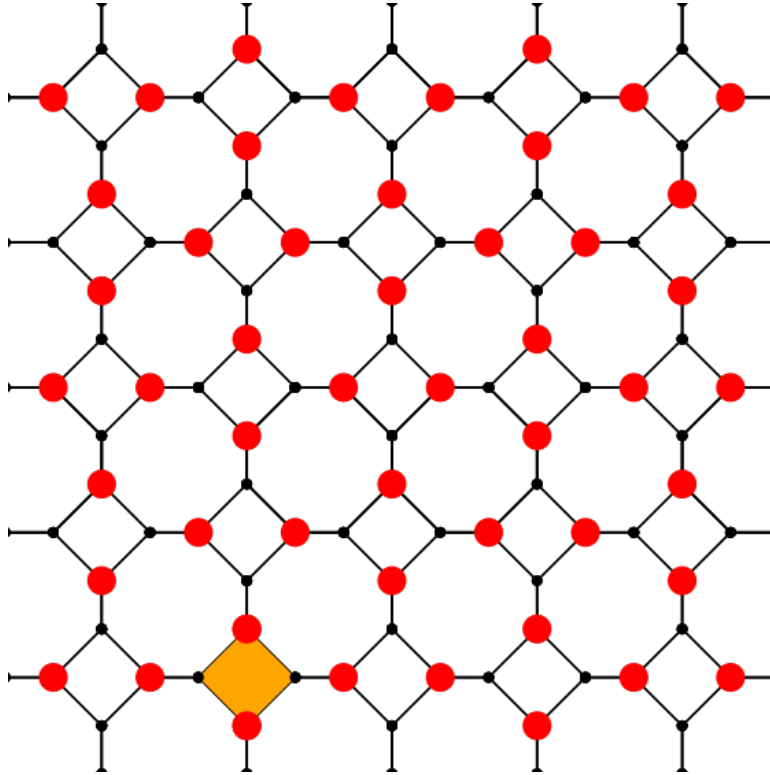


FIGURE 11. The position of the broadcasting vertices in the $(2, 2)$ broadcast of Theorem 4.3, which has density $\frac{1}{2}$.

Because each broadcasting vertex in T receives reception 2 from itself, we focus only on the vertices in the set $V(H_{\infty, \infty}) \setminus T$. This set consists of the vertices in the set

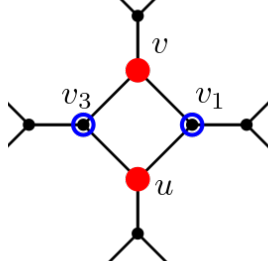
$$A_1 \cup A_2,$$

where

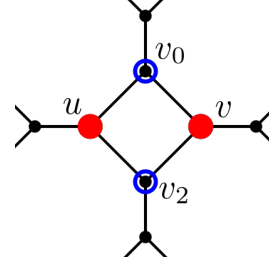
$$A_1 = \{(a, (x, x + 2y)) : a \in \{1, 3\}, x, y \in \mathbb{Z}\}, \text{ and}$$

$$A_2 = \{(a, (x, x + 2y + 1)) : a \in \{0, 2\}, x, y \in \mathbb{Z}\}.$$

We now proceed via a case-by-case analysis to show that for each $1 \leq i \leq 2$, if $v \in A_i$, then it receives reception of at least 2.



(a) Let $(t, r) = (2, 2)$. the vertices v_1 and v_3 each receive reception one from each of the broadcasting vertices v and u . Hence they receive reception at least two and are dominated.



(b) Let $(t, r) = (2, 2)$. The vertices v_0 and v_2 each receive reception one from each of the broadcasting vertices v and u . Hence they receive reception at least 2 and are dominated.

FIGURE 12. Illustrations for cases (1) and (2) in the proof of Theorem 4.3.

- (1) Fix arbitrary integers $x, y \in \mathbb{Z}$. To begin consider vertices $v_1 = (1, (x, x + 2y))$ and $v_3 = (3, (x, x + 2y))$ in the set A_1 . Observe that the vertices $v = (0, (x, x + 2y))$ and $u = (2, (x, x + 2y))$ are broadcasting vertices in T . Then the vertices v_1 and v_3 lie within a distance of 1 from the broadcasting vertex $v = (0, (x, x + 2y))$, and v_1 and v_3 lie within a distance of 1 from the broadcasting vertex $u = (2, (x, x + 2y))$. Thus v_1 and v_3 receive reception 1 from both of the broadcasting vertices u and v , see Figure 12a for an illustration.

Therefore v_1 and v_3 receive reception at least 2 and are dominated. As x and y were arbitrary, all of the vertices in the set A_1 are dominated.

- (2) Fix arbitrary integers $x, y \in \mathbb{Z}$. To begin consider vertices $v_0 = (0, (x, x + 2y + 1))$ and $v_2 = (2, (x, x + 2y + 1))$ in the set A_2 . Observe that the vertices $v = (1, (x, x + 2y + 1))$ and $u = (3, (x, x + 2y + 1))$ are broadcasting vertices in T .

Then the vertices v_0 and v_2 lie within a distance of 1 from the broadcasting vertex $v = (1, (x, x + 2y + 1))$, and v_0 and v_2 lie within a distance of 1 from the broadcasting vertex $u = (3, (x, x + 2y + 1))$. Thus v_0 and v_2 receive reception 1 from both of the broadcasting vertices u and v , see Figure 12b for an illustration.

Therefore v_0 and v_2 receive reception at least 2 and are dominated. As x and y were arbitrary, all of the vertices in the set A_2 are dominated.

We have shown that T is a $(2, 2)$ broadcast for $H_{\infty, \infty}$. We now want to determine the proportion of vertices in $H_{\infty, \infty}$ that lie in T .

To compute this proportion, we note that every 4-cycle has 2 broadcasting vertices, see Figure 11. Thus, the overall proportion of broadcasting vertices in T to vertices in the graph $H_{\infty, \infty}$ is given by $1/2$. Thus $\delta_{2,2}(H_{\infty, \infty}) \leq \frac{1}{2}$, as claimed. \square

Theorem 4.4. *The optimal density of a $(3, 1)$ broadcast for $H_{\infty, \infty}$ satisfies*

$$\delta_{3,1}(H_{\infty, \infty}) \leq \frac{1}{8}.$$

Proof. We construct a $(3, 1)$ broadcast T for $H_{\infty, \infty}$ consisting of the subset of vertices

$$T = \{(2, (x, x + 4y)) : x, y \in \mathbb{Z}\} \cup \{(1, (x, x + 4y + 2)) : x, y \in \mathbb{Z}\}.$$

We illustrate the positioning of the vertices in the set T in Figure 13 and in this proof we establish that the density of this broadcast is $\frac{1}{8}$. To begin we prove that T is a $(3, 1)$ broadcast for $H_{\infty, \infty}$. Because each broadcasting vertex in T receives reception 3 from itself,

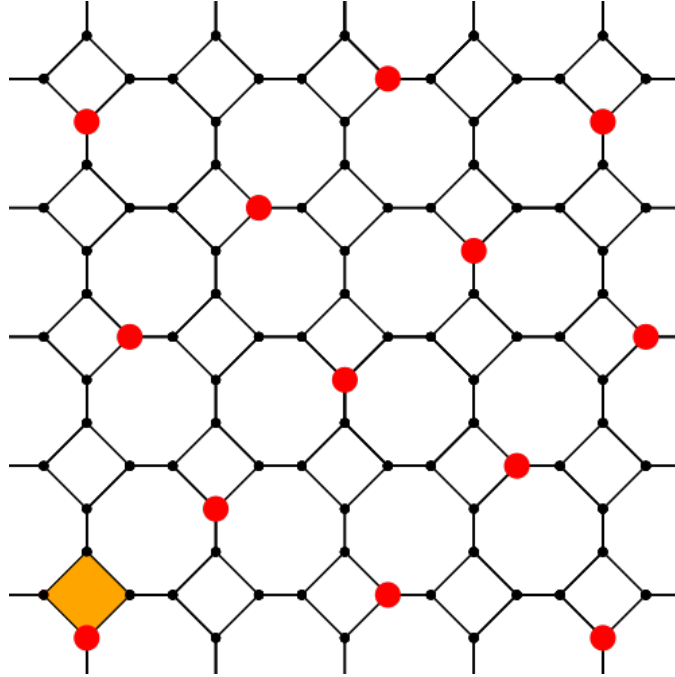


FIGURE 13. The position of the broadcasting vertices in the $(3, 1)$ broadcast for $H_{\infty, \infty}$ used in the proof of Theorem 4.4, which has density $\frac{1}{8}$.

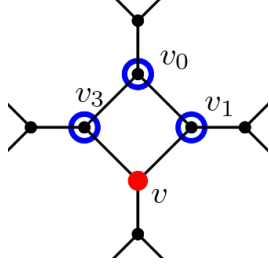
we focus only on the vertices in the set $V(H_{\infty, \infty}) \setminus T$. This set consists of the vertices in

$$A_1 \cup A_2 \cup A_3 \cup A_4,$$

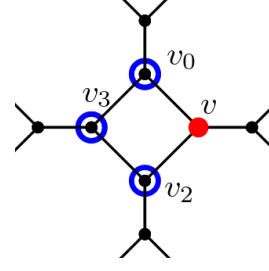
where

$$\begin{aligned} A_1 &= \{(a, (x, x + 4y)) : a \in \{0, 1, 3\}, x, y \in \mathbb{Z}\}, \\ A_2 &= \{(a, (x, x + 4y + 2)) : a \in \{0, 2, 3\}, x, y \in \mathbb{Z}\}, \\ A_3 &= \{(a, (x, x + 4y + 3)) : a \in \{0, 1, 2, 3\}, x, y \in \mathbb{Z}\}, \text{ and} \\ A_4 &= \{(a, (x, x + 4y + 1)) : a \in \{0, 1, 2, 3\}, x, y \in \mathbb{Z}\}. \end{aligned}$$

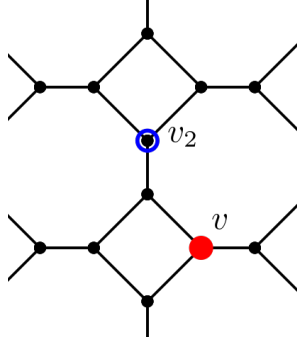
We now proceed via a case-by-case analysis to show that for each $1 \leq i \leq 4$, if $v \in A_i$, then it receives reception at least 1.



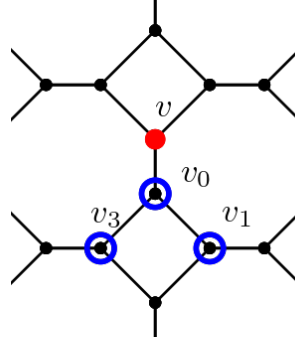
(a) The vertices v_0, v_1, v_3 receive reception at least 1 from broadcasting vertex v , hence they are dominated.



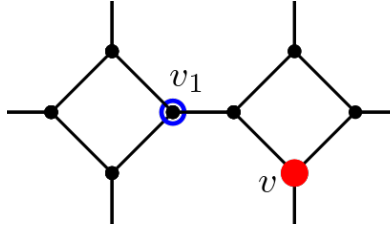
(b) The vertices v_0, v_2, v_3 receive reception at least 1 from broadcasting vertex v , hence they are dominated.



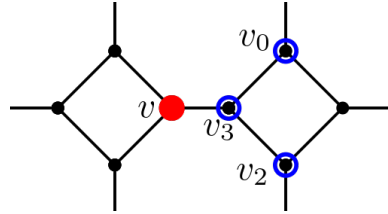
(c) The vertex v_2 receives reception 1 from broadcasting vertex v , hence v_2 is dominated.



(d) The distance from the broadcasting vertex v to vertices v_0, v_1 , and v_3 is at most 2, hence these vertices are dominated by the broadcasting vertex v .



(e) The vertex v_1 is a distance of 2 from the broadcasting vertex v . Hence v_1 receives reception 1 from v and is dominated.



(f) The distance from the broadcasting vertex v to vertices v_0, v_2 , and v_3 is at most 2, hence these vertices are dominated by the broadcasting vertex v .

FIGURE 14. Illustrations with $(t, r) = (3, 1)$ for cases (1)-(6) in the proof of Theorem 4.4.

- (1) Fix arbitrary integers $x, y \in \mathbb{Z}$. Consider the vertices $v_0 = (0, (x, x + 4y))$, $v_1 = (1, (x, x + 4y))$, and $v_3 = (3, (x, x + 4y))$. Note $v_0, v_1, v_3 \in A_1 = \{(a, (x, x + 4y)) : a \in \{0, 1, 3\}, x, y \in \mathbb{Z}\}$. Now observe that there exists vertex $v = (2, (x, x + 4y))$ in T , see Figure 14a for an illustration.

Then the vertices v_0, v_1, v_3 lie within a distance of 2 from the broadcasting vertex $v = (2, (x, x + 4y))$, and thus receive reception at least 1 from that vertex. Thus, as x, y were arbitrary, all of the vertices in A_1 are dominated.

- (2) Fix arbitrary integers $x, y \in \mathbb{Z}$. Consider the vertices $v_0 = (0, (x, x + 4y + 2))$, $v_2 = (2, (x, x + 4y + 2))$, and $v_3 = (3, (x, x + 4y + 2))$. Note $v_0, v_2, v_3 \in A_2 = \{(a, (x, x + 4y + 2)) : a \in \{0, 2, 3\}, x, y \in \mathbb{Z}\}$. Now observe that there exists vertex $v = (1, (x, x + 4y + 2))$ in T , see Figure 14b for an illustration.

Then the vertices v_0, v_2, v_3 lie within a distance of 2 from the broadcasting vertex $v = (1, (x, x + 4y + 2))$, and thus receive reception at least 1 from that vertex. Thus, as x, y were arbitrary, all of the vertices in A_2 are dominated.

- (3) Fix arbitrary integers $x, y \in \mathbb{Z}$. To begin consider a vertex $v_2 = (2, (x, x + 4y + 3))$ in the set A_3 . Observe that the vertex $v = (1, (x, x + 4y + 2))$ is a broadcasting vertex in T . Now notice that the distance from v to v_2 is computed as follows: v_2 is the bottom vertex of a 4-cycle, while v , the broadcasting vertex, is the right vertex of the 4-cycle immediately below the 4-cycle containing v_2 , see Figure 14c. Thus the distance is exactly 2, and v_2 receives signal 1 from v , and hence is dominated.

We now consider the vertices $v_0 = (0, (x, x + 4y + 3))$, $v_1 = (1, (x, x + 4y + 3))$, and $v_3 = (3, (x, x + 4y + 3))$. Consider the broadcasting vertex located at position $v = (2, (x, x + 4y + 4)) = (2, (x, x + 4(y + 1)))$ which is in T . Note that the broadcasting vertex v is the bottom vertex in the 4-cycle above the 4-cycle that contains the vertices v_0, v_1, v_3 , see Figure 14d for an illustration. Note that the distance between the broadcasting vertex v and the vertices v_0, v_1 , and v_3 is at most 2, hence these vertices receive signal 1 from the broadcasting vertex v , and hence are dominated.

Thus, as x, y were arbitrary, all of the vertices in the set A_3 are dominated.

- (4) Fix arbitrary integers $x, y \in \mathbb{Z}$. To begin consider a vertex $v_1 = (1, (x, x + 4y + 1))$ in the set A_4 . Observe that the vertex $v = (2, (x + 1, x + 1 + 4y))$ is a broadcasting vertex in T . Now notice that the distance from v to v_1 is computed as follows: v_1 is the right vertex of a 4-cycle, while v , the broadcasting vertex, is the bottom vertex of the 4-cycle immediately to the right of the 4-cycle containing v_1 , see Figure 14e for an illustration. Thus, the distance is exactly 2, and v_1 receives signal 1 from the broadcasting vertex v , and hence is dominated.

We now consider the vertices $v_0 = (0, (x, x + 4y + 1))$, $v_2 = (2, (x, x + 4y + 1))$, and $v_3 = (3, (x, x + 4y + 1))$. Consider the broadcasting vertex located at position $v = (1, (x - 1, x + 4y + 1)) = (1, (x - 1, x - 1 + 4y + 2))$ which is in T . Note that the broadcasting vertex v is the right vertex in the 4-cycle immediately to the left of the 4-cycle that contains the vertices v_0, v_2, v_3 , see Figure 14f for an illustration. Note that the distance between the broadcasting vertex v and the vertices v_0, v_2 , and v_3 is at most 2, hence these vertices receive signal 1 from the broadcasting vertex v , and hence are dominated.

Thus, as x, y were arbitrary, all of the vertices in the set A_4 are dominated.

Thus, T is a $(3, 1)$ broadcast for $H_{\infty, \infty}$. Next we determine the proportion of vertices in $H_{\infty, \infty}$ that are in T .

To compute this proportion, we note that among any row of 4-cycles containing the vertices of $H_{\infty, \infty}$, out of every two 4-cycles, one vertex is a broadcasting vertex, see Figure 13. Since every 4-cycle consists of 4 vertices, then we have that one of every eight vertices is selected to be a broadcasting vertex. Thus $\delta_{3,1}(H_{\infty, \infty}) \leq \frac{1}{8}$, as claimed. \square

Theorem 4.5. *The optimal density of a $(3, 2)$ broadcast for $H_{\infty, \infty}$ satisfies*

$$\delta_{3,2}(H_{\infty, \infty}) \leq \frac{1}{6}.$$

Proof. We construct a (t, r) broadcast T for $H_{\infty, \infty}$ consisting of the subset of vertices

$$T = T_1 \cup T_2 \cup T_3 \cup T_4,$$

where

$$\begin{aligned} T_1 &= \{(3, (x, x + 6y)) : x, y \in \mathbb{Z}\}, \\ T_2 &= \{(1, (x, x + 6y + 2)) : x, y \in \mathbb{Z}\}, \\ T_3 &= \{(0, (x, x + 6y + 3)) : x, y \in \mathbb{Z}\}, \text{ and} \\ T_4 &= \{(2, (x, x + 6y + 5)) : x, y \in \mathbb{Z}\}. \end{aligned}$$

We illustrate the positioning of the vertices in the set T in Figure 15 and in this proof we establish that the density of this broadcast is $\frac{1}{6}$. To begin we prove that T is a $(3, 2)$ broadcast for $H_{\infty, \infty}$.

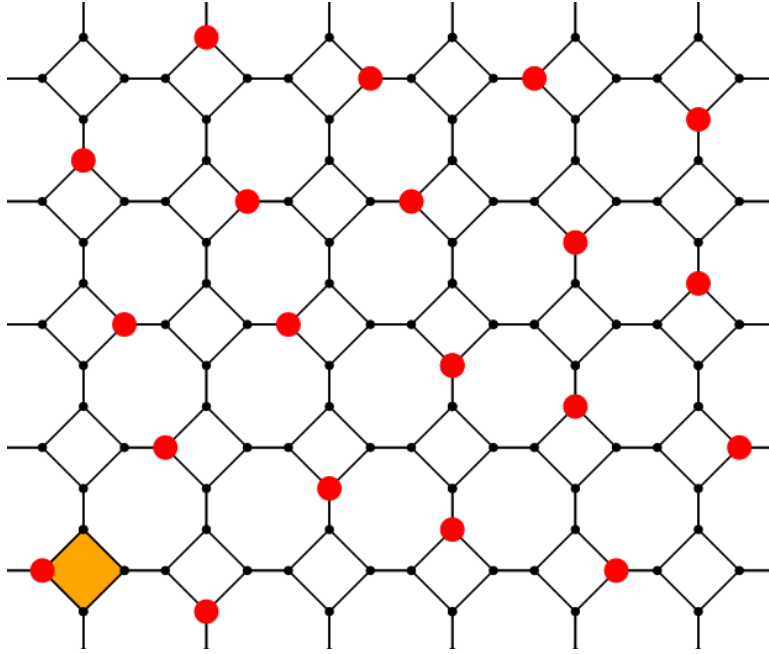


FIGURE 15. The position of the broadcasting vertices in the $(3, 2)$ broadcast for $H_{\infty, \infty}$ used in the proof of Theorem 4.5, which has density $\frac{1}{6}$.

Because each broadcasting vertex in T receives reception 3 from itself, we focus only on the vertices in the set $V(H_{\infty, \infty}) \setminus T$. This set consists of the vertices in

$$A_1 \cup A_2 \cup A_3 \cup A_4 \cup A_5 \cup A_6,$$

where

$$\begin{aligned}
A_1 &= \{(a, (x, x + 6y)) : a \in \{0, 1, 2\}, x, y \in \mathbb{Z}\}, \\
A_2 &= \{(a, (x, x + 6y + 2)) : a \in \{0, 2, 3\}, x, y \in \mathbb{Z}\}, \\
A_3 &= \{(a, (x, x + 6y + 3)) : a \in \{1, 2, 3\}, x, y \in \mathbb{Z}\}, \\
A_4 &= \{(a, (x, x + 6y + 5)) : a \in \{0, 1, 3\}, x, y \in \mathbb{Z}\}, \\
A_5 &= \{(a, (x, x + 6y + 1)) : a \in \{0, 1, 2, 3\}, x, y \in \mathbb{Z}\}, \text{ and} \\
A_6 &= \{(a, (x, x + 6y + 4)) : a \in \{0, 1, 2, 3\}, x, y \in \mathbb{Z}\}.
\end{aligned}$$

We now proceed via a case-by-case analysis to show that for each $1 \leq i \leq 6$, if $v \in A_i$, then it receives reception at least 2.

- (1) Fix arbitrary integers $x, y \in \mathbb{Z}$. First consider the vertices $v_0 = (0, (x, x + 6y))$ and $v_2 = (2, (x, x + 6y))$. Note $v_0, v_2 \in A_1 = \{(a, (x, x + 6y)) : a \in \{0, 1, 2\}, x, y \in \mathbb{Z}\}$. Now observe that there exists vertex $v = (3, (x, x + 6y))$ in T . Then the vertices v_0 and v_2 lie a distance of 1 from the broadcasting vertex $v = (3, (x, x + 6y))$, and thus receive reception 2 from that vertex. We now consider a vertex $v_1 = (1, (x, x + 6y))$. Note that $v_1 \in A_1$. Also notice that v_1 is a distance of 2 from the broadcasting vertex $v = (3, (x, x + 6y))$, and thus receives reception 1 from the broadcasting vertex v . Hence, v_1 is dominated.

Further observe that there exists vertex $u = (2, (x + 1, x + 6y))$ in T . This follows because if we substitute $x = x' - 1$ and $y = y' + 1$, we note that the location of the 4-cycle at position

$$(x + 1, x + 6y) = ((x' - 1) + 1, (x' - 1) + 6(y' + 1)) = (x', x' + 6y' + 5).$$

Then $(2, (x + 1, x + 6y)) = (2, (x', x' + 6y' + 5)) \in T_4 \subseteq T$.

The distance from u to v_1 is computed as follows: v_1 is the right vertex of a 4-cycle, while u , the broadcasting vertex, is the bottom vertex of the 4-cycle immediately to the right of the 4-cycle containing v_1 , see Figure 16a for an illustration. Thus the distance is exactly 2, and v_1 receives signal 1 from the broadcasting vertex u . Then v_1 receives reception at least 2. Thus, as x, y were arbitrary, all of the vertices in A_1 are dominated.

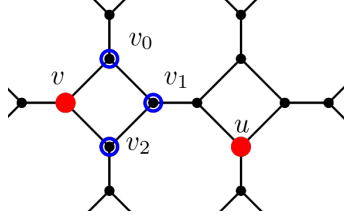
- (2) Fix arbitrary integers $x, y \in \mathbb{Z}$. First consider the vertices $v_0 = (0, (x, x + 6y + 2))$ and $v_2 = (2, (x, x + 6y + 2))$. Note $v_0, v_2 \in A_2 = \{(a, (x, x + 6y + 2)) : a \in \{0, 2, 3\}, x, y \in \mathbb{Z}\}$. Now observe that there exists vertex $v = (1, (x, x + 6y + 2))$ in T . Then the vertices v_0 and v_2 lie a distance of 1 from the broadcasting vertex $v = (1, (x, x + 6y + 2))$, and thus receive reception 2 from that vertex. We now consider the vertex $v_3 = (3, (x, x + 6y + 2))$. Note that $v_3 \in A_2$. Also notice that v_3 is a distance of 2 from the broadcasting vertex $v = (1, (x, x + 6y + 2))$ (which is in the same 4-cycle), and thus receives reception 1 from the broadcasting vertex v . Hence v_3 is dominated.

Further observe that the vertex $u = (0, (x - 1, x + 6y + 2))$ is in T since substituting $x = x' + 1$ and $y = y'$, we have that

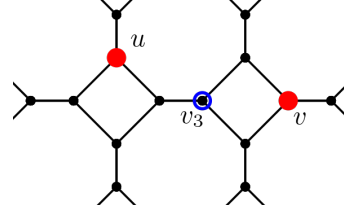
$$(x - 1, x + 6y + 2) = ((x' + 1) - 1, (x' + 1) + 6y' + 2) = (x', x' + 6y' + 3).$$

Then $(0, (x - 1, x + 6y + 2)) = (0, (x', x' + 6y' + 3)) \in T_3 \subseteq T$.

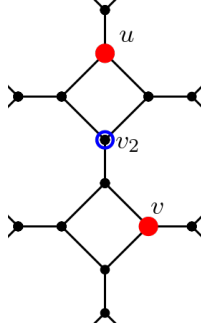
The distance from $u = (0, (x - 1, x + 6y + 2))$ to v_3 is computed as follows: v_3 is the left vertex of a 4-cycle, while u , the broadcasting vertex, is the top vertex of



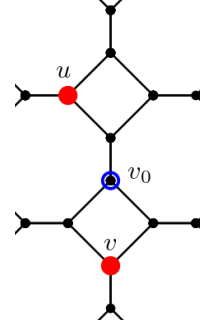
(a) The vertices v_0 and v_2 are dominated by the broadcasting vertex at vertex v , while vertex v_1 gets reception total equal to two, with reception one coming from each of the broadcasting vertices u and v .



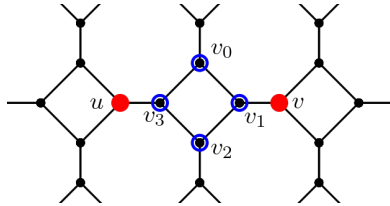
(b) The vertex v_3 has reception total equal to two, with reception one coming from each of the broadcasting vertices u and v .



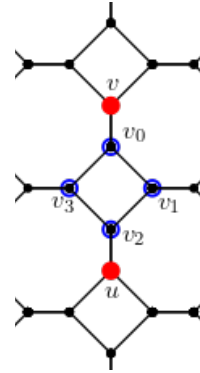
(c) The vertex v_2 has reception total equal to two, with reception one coming from each of the broadcasting vertices u and v .



(d) The vertex v_0 has reception total equal to two, with reception one coming from each of the broadcasting vertices u and v .



(e) The vertex v_1 is dominated by the broadcasting vertex at vertex v , v_3 is dominated by the broadcasting vertex at vertex u , while vertices v_0 and v_2 get reception total equal to two, with reception one coming from each of the broadcasting vertices u and v .



(f) The vertex v_0 is dominated by the broadcasting vertex at vertex v , v_2 is dominated by the broadcasting vertex at vertex u , while vertices v_1 and v_3 get reception total equal to two, with reception one coming from each of the broadcasting vertices u and v .

FIGURE 16. Illustrations with $(t, r) = (3, 2)$ for cases (1)-(6) in the proof of Theorem 4.5.

the 4-cycle immediately to the left of the 4-cycle containing v_3 , see Figure 16b for an illustration. Thus the distance is exactly 2, and v_3 receives signal 1 from the broadcasting vertex u . Then v_3 receives reception 1 from the broadcasting vertex v and reception 1 from the broadcasting vertex u . As reception is additive, v_3 receives reception at least 2, and is dominated.

Thus, as x, y were arbitrary, all of the vertices in A_2 are dominated.

- (3) Fix arbitrary integers $x, y \in \mathbb{Z}$. First consider the vertices $v_1 = (1, (x, x+6y+3))$ and $v_3 = (3, (x, x+6y+3))$. Note $v_1, v_3 \in A_3 = \{(a, (x, x+6y+3)) : a \in \{1, 2, 3\}, x, y \in \mathbb{Z}\}$. Now observe that there exists vertex $v = (0, (x, x+6y+3))$ in T . Then the vertices v_1 and v_3 lie a distance of 1 from the broadcasting vertex $v = (0, (x, x+6y+3))$, and thus receive reception 2 from that vertex. We now consider the vertex $v_2 = (3, (x, x+6y+2))$. Note that $v_2 \in A_3$. Also notice that v_2 is a distance of 2 from the broadcasting vertex $v = (0, (x, x+6y+3))$ (which is in the same 4-cycle), and thus receives reception 1 from the broadcasting vertex v .

Further observe that the vertex $u = (1, (x, x+6y+3-1))$ is in T since substituting $x = x'$ and $y = y' + 1$, we have that

$$(x, x+6y+3-1) = (x', x'+6(y'+1)+3-1) = (x', x'+6(y'+1)+2).$$

Then $(1, (x, x+6y+3-1)) = (1, (x', x'+6(y'+1)+2)) \in T_2 \subseteq T$.

The distance from $u = (1, (x, x+6y+2))$ to v_2 is computed as follows: v_2 is the bottom vertex of a 4-cycle, while u , the broadcasting vertex, is the right vertex of the 4-cycle immediately below the 4-cycle containing v_2 , see Figure 16c for an illustration. Thus the distance is exactly 2, and v_2 receives signal 1 from the broadcasting vertex u . Then v_2 receives reception 1 from the broadcasting vertex v and reception 1 from the broadcasting vertex u . As reception is additive, v_2 receives reception at least 2, and is dominated.

Thus, as x, y were arbitrary, all of the vertices in A_3 are dominated.

- (4) Fix arbitrary integers $x, y \in \mathbb{Z}$. First consider the vertices $v_1 = (1, (x, x+6y+5))$ and $v_3 = (3, (x, x+6y+5))$. Note $v_1, v_3 \in A_4 = \{(a, (x, x+6y+5)) : a \in \{0, 1, 3\}, x, y \in \mathbb{Z}\}$. Now observe that there exists vertex $v = (2, (x, x+6y+5))$ in T . Then the vertices v_1 and v_3 lie a distance of 1 from the broadcasting vertex $v = (2, (x, x+6y+5))$, and thus receive reception 2 from that vertex. We now consider the vertex $v_0 = (3, (x, x+6y+2))$. Note that $v_0 \in A_4$. Also notice that v_0 is a distance of 2 from the broadcasting vertex $v = (2, (x, x+6y+5))$ (which is in the same 4-cycle), and thus receives reception 1 from the broadcasting vertex v .

Further observe that the vertex $u = (3, (x, x+6y+5+1))$ is in T since substituting $x = x'$ and $y = y' - 1$, we have that

$$(x, x+6y+5+1) = (x', x'+6(y'-1)+5+1) = (x', x'+6y').$$

Then $(3, (x, x+6y+6)) = (3, (x', x'+6y')) \in T_1 \subseteq T$.

The distance from $u = (3, (x, x+6y+6))$ to v_0 is computed as follows: v_0 is the top vertex of a 4-cycle, while u , the broadcasting vertex, is the left vertex of the 4-cycle immediately above the 4-cycle containing v_0 , see Figure 16d for an illustration. Thus, the distance is exactly 2, and v_0 receives signal one from the broadcasting vertex u .

Then v_0 receives reception 1 from the broadcasting vertex v and reception 1 from the broadcasting vertex u . As reception is additive, v_0 receives reception at least 2, and is dominated.

Thus, as x, y were arbitrary, all of the vertices in A_4 are dominated.

- (5) Fix arbitrary integers $x, y \in \mathbb{Z}$. First consider the vertex $v_1 = (1, (x, x + 6y + 1))$. Note $v_1 \in A_5 = \{(a, (x, x + 6y + 1)) : a \in \{0, 1, 2, 3\}, x, y \in \mathbb{Z}\}$. Now observe that the vertex $v = (3, (x + 1, x + 6y + 1))$ is in T , since substituting $x = x' - 1$ and $y = y'$, we have that

$$(x + 1, x + 6y + 1) = ((x' - 1) + 1, (x' - 1) + 6y' + 1) = (x', x' + 6y').$$

Then $(3, (x + 1, x + 6y + 1)) = (3, (x', x' + 6y')) \in T_1 \subseteq T$. Notice v_1 is the right vertex of a 4-cycle, and v is the left vertex of the 4-cycle immediately to the right, see Figure 16e for an illustration. Then the vertex v_1 is a distance of 1 from the broadcasting vertex $v = (3, (x + 1, x + 6y + 1))$, and thus receives reception 2 from that vertex.

We now consider the vertex $v_3 = (3, (x, x + 6y + 1))$. Note $v_3 \in A_5 = \{(a, (x, x + 6y + 1)) : a \in \{0, 1, 2, 3\}, x, y \in \mathbb{Z}\}$. Now observe that the vertex $u = (1, (x - 1, x + 6y + 1))$ is in T , since substituting $x = x' + 1$ and $y = y'$, we have that

$$(x - 1, x + 6y + 1) = ((x' + 1) - 1, (x' + 1) + 6y' + 1) = (x', x' + 6y' + 2).$$

Then $(3, (x - 1, x + 6y + 1)) = (3, (x', x' + 6y' + 2)) \in T_2 \subseteq T$. Then the vertex v_3 is a distance of 1 from the broadcasting vertex $u = (1, (x - 1, x + 6y + 1))$, and thus receives reception 2 from that vertex.

We now consider the vertex $v_0 = (0, (x, x + 6y + 1))$. Note that $v_0 \in A_5$. Also notice that v_0 is a distance of 2 from the broadcasting vertex $v = (3, (x + 1, x + 6y + 1))$, since v_0 is the top vertex in a 4-cycle and v is the left vertex of the 4-cycle immediately to the right of the 4-cycle containing v_0 , see Figure 16e for an illustration. Thus v_0 receives reception 1 from the broadcasting vertex v . Note additionally that v_0 is a distance of 2 from the broadcasting vertex $u = (1, (x - 1, x + 6y + 1))$, and u is the right vertex in the 4-cycle immediately to the left of the 4-cycle containing v_0 , see again Figure 16e for an illustration. Then v_0 receives reception 1 from the broadcasting vertex v and reception 1 from the broadcasting vertex u . As reception is additive, v_0 receives reception at least 2, and is dominated.

Similarly, consider the vertex $v_2 = (2, (x, x + 6y + 1))$. Note $v_2 \in A_5$. Also note that v_2 is a distance of 2 from the broadcasting vertex $v = (3, (x + 1, x + 6y + 1))$, since v_2 is the bottom vertex in a 4-cycle and v is the left vertex of the 4-cycle immediately to the right of the 4-cycle containing v_2 , see Figure 16e for an illustration. Thus v_2 receives reception 1 from the broadcasting vertex v . Note additionally that v_2 is a distance of 2 from the broadcasting vertex $u = (1, (x - 1, x + 6y + 1))$, and u is the right vertex in the 4-cycle immediately to the left of the 4-cycle containing v_2 , see again Figure 16e for an illustration. Then v_2 receives reception 1 from the broadcasting vertex v and reception 1 from the broadcasting vertex u . As reception is additive, v_2 receives reception at least 2, and is dominated.

Thus, as x, y were arbitrary, all of the vertices in A_5 are dominated.

- (6) Fix arbitrary integers $x, y \in \mathbb{Z}$. First consider the vertex $v_0 = (0, (x, x + 6y + 4))$. Note $v_0 \in A_6 = \{(a, (x, x + 6y + 4)) : a \in \{0, 1, 2, 3\}, x, y \in \mathbb{Z}\}$. Now observe that the

vertex $v = (2, (x, x + 6y + 4 + 1))$ is in T , since substituting $x = x'$ and $y = y' - 1$, we have that

$$(x, x + 6y + 4 + 1) = (x', x' + 6(y' - 1) + 4 + 1) = (x', x' + 6(y' - 1) + 5).$$

Then $(2, (x, x + 6y + 5)) = (2, (x', x' + 6(y' - 1) + 5)) \in T_4 \subseteq T$. Notice v_0 is the top vertex of a 4-cycle, and v is the bottom vertex of the 4-cycle immediately above, see Figure 16f for an illustration. Then the vertex v_0 is a distance of 1 from the broadcasting vertex $v = (2, (x, x + 6y + 2))$, and thus receives reception 2 from that vertex.

We now consider the vertex $v_2 = (2, (x, x + 6y + 4))$. Note $v_2 \in A_6 = \{(a, (x, x + 6y + 4)) : a \in \{0, 1, 2, 3\}, x, y \in \mathbb{Z}\}$. Now observe that the vertex $u = (0, (x, x + 6y + 4 - 1))$ is in T , since substituting $x = x'$ and $y = y' + 1$, we have that

$$(x, x + 6y + 4 - 1) = (x', x' + 6(y' + 1) + 4 - 1) = (x', x' + 6(y' + 1) + 3).$$

Then $(3, (x, x + 6y + 4 - 1)) = (3, (x', x' + 6(y' + 1) + 3)) \in T_3 \subseteq T$. Notice v_2 is the bottom vertex of a 4-cycle, and u is the top vertex of the 4-cycle immediately below, see Figure 16f for an illustration. Then the vertex v_2 is a distance of 1 from the broadcasting vertex $u = (0, (x, x + 6y + 3))$, and thus receives reception 2 from that vertex.

We now consider the vertex $v_1 = (1, (x, x + 6y + 4))$. Note that $v_1 \in A_6$. Also notice that v_1 is a distance of 2 from the broadcasting vertex $v = (2, (x, x + 6y + 2))$, since v_1 is the right vertex in a 4-cycle and v is the bottom vertex of the 4-cycle immediately above the 4-cycle containing v_1 , see Figure 16f for an illustration. Thus v_1 receives reception 1 from the broadcasting vertex v . Note additionally that v_1 is a distance of 2 from the broadcasting vertex $u = (0, (x, x + 6y + 3))$, since u is the top vertex in the 4-cycle immediately below the 4-cycle containing v_1 , see again Figure 16f for an illustration. Then v_1 receives reception 1 from the broadcasting vertex v and reception 1 from the broadcasting vertex u . As reception is additive, v_1 receives reception at least 2, and is dominated.

Similarly, consider the vertex $v_3 = (3, (x, x + 6y + 4))$. Note $v_3 \in A_6$. Also note that v_3 is a distance of 2 from the broadcasting vertex $v = (2, (x, x + 6y + 2))$, since v_3 is the left vertex in a 4-cycle and v is the bottom vertex of the 4-cycle immediately above the 4-cycle containing v_1 , see Figure 16f for an illustration. Thus v_3 receives reception 1 from the broadcasting vertex v . Note additionally that v_3 is a distance of 2 from the broadcasting vertex $u = (0, (x, x + 6y + 3))$, since u is the top vertex in the 4-cycle immediately below the 4-cycle containing v_3 , see again Figure 16f for an illustration. Then v_3 receives reception 1 from the broadcasting vertex v and reception 1 from the broadcasting vertex u . As reception is additive, v_3 receives reception at least 2, and is dominated.

Thus, as x, y were arbitrary, all of the vertices in A_6 are dominated.

Thus, T is a $(3, 2)$ broadcast for $H_{\infty, \infty}$. Next we determine the proportion of vertices in $H_{\infty, \infty}$ that are in T .

To compute this proportion, we note that among any row of 4-cycles containing the vertices of $H_{\infty, \infty}$, every three 4-cycles, there are two broadcasting vertices, see Figure 15 for an illustration. Since every 4-cycle consists of 4 vertices, we then have that among every 12

vertices, two are selected to be broadcasting vertices. Thus $\delta_{3,1}(H_{\infty,\infty}) \leq \frac{2}{12} = \frac{1}{6}$, as claimed. \square

Theorem 4.6. *The optimal density of a $(3, 3)$ broadcast for $H_{\infty,\infty}$ satisfies*

$$\delta_{3,3}(H_{\infty,\infty}) \leq \frac{1}{4}.$$

Proof. We construct a $(3, 3)$ broadcast T for $H_{\infty,\infty}$ consisting of the subset of vertices

$$T = \{(0, (x, y)) : x, y \in \mathbb{Z}\}.$$

In Figure 2e, we provide a construction of a $(3, 3)$ broadcast T for $H_{\infty,\infty}$.

Because each broadcasting vertex in T receives reception 3 from itself, we focus only on the vertices in the set $V(H_{\infty,\infty}) \setminus T$. This set consists of the vertices in

$$A_1 \cup A_2 \cup A_3$$

where

$$\begin{aligned} A_1 &= \{(1, (x, y)) : x, y \in \mathbb{Z}\}, \\ A_2 &= \{(2, (x, y)) : x, y \in \mathbb{Z}\}, \text{ and} \\ A_3 &= \{(3, (x, y)) : x, y \in \mathbb{Z}\}. \end{aligned}$$

We now proceed via a case-by-case analysis to show that for each $1 \leq i \leq 3$, if $v \in A_i$, then it receives reception at least 3.

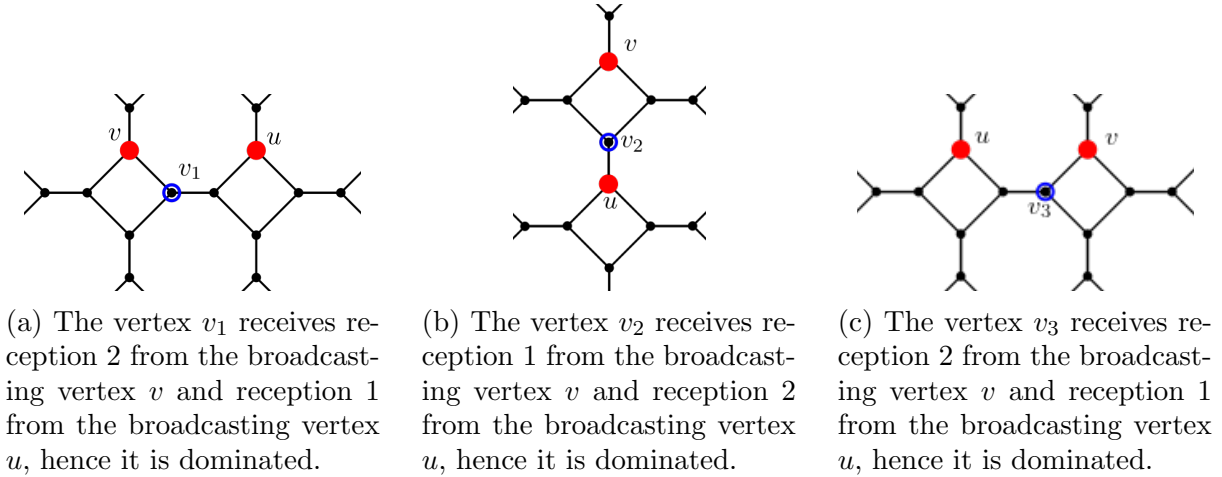


FIGURE 17. Illustrations with $(t, r) = (3, 3)$ for cases (1)-(3) in the proof of Theorem 4.6.

- (1) Fix arbitrary integers $x, y \in \mathbb{Z}$. Consider the vertex $v_1 = (1, (x, y)) \in A_1$. The vertices $v = (0, (x, y))$ and $u = (0, (x + 1, y))$ are in T , and vertex v_1 receives reception 2 from v and reception 1 from u , see Figure 17a for an illustration. Thus vertex v_1 receives reception at least 3, as needed. As x, y were arbitrary, all of the vertices in A_1 are dominated.

- (2) Fix arbitrary integers $x, y \in \mathbb{Z}$. Consider the vertex $v_2 = (2, (x, y)) \in A_2$. The vertices $v = (0, (x, y))$ and $u = (0, (x, y - 1))$ are in T , and vertex v_2 receives reception 2 from u and reception 1 from v , see Figure 17b for an illustration. Thus, vertex v_2 receives reception at least 3, as needed. As x, y where arbitrary, all of the vertices in A_2 are dominated.
- (3) Fix arbitrary integers $x, y \in \mathbb{Z}$. Consider the vertex $v_3 = (3, (x, y)) \in A_3$. The vertices $v = (0, (x, y))$ and $u = (0, (x - 1, y))$ are in T , and vertex v_3 receives reception 2 from v and reception 1 from u , see Figure 17c for an illustration. Thus, vertex v_3 receives reception at least 3, as needed. As x, y where arbitrary, all of the vertices in A_3 are dominated.

Thus, T is a $(3, 3)$ broadcast for $H_{\infty, \infty}$. Next we determine the proportion of vertices in $H_{\infty, \infty}$ that are in T .

To compute this proportion, we note that among any row of 4-cycles containing the vertices of $H_{\infty, \infty}$, one vertex in every 4 cycle is a broadcasting vertex, see Figure 18 for an illustration. Since every 4-cycle consists of 4 vertices, then 1 out of every 4 vertices in $H_{\infty, \infty}$ is a broadcasting vertex. Thus $\delta_{3,3}(H_{\infty, \infty}) \leq \frac{1}{4}$, as claimed. \square

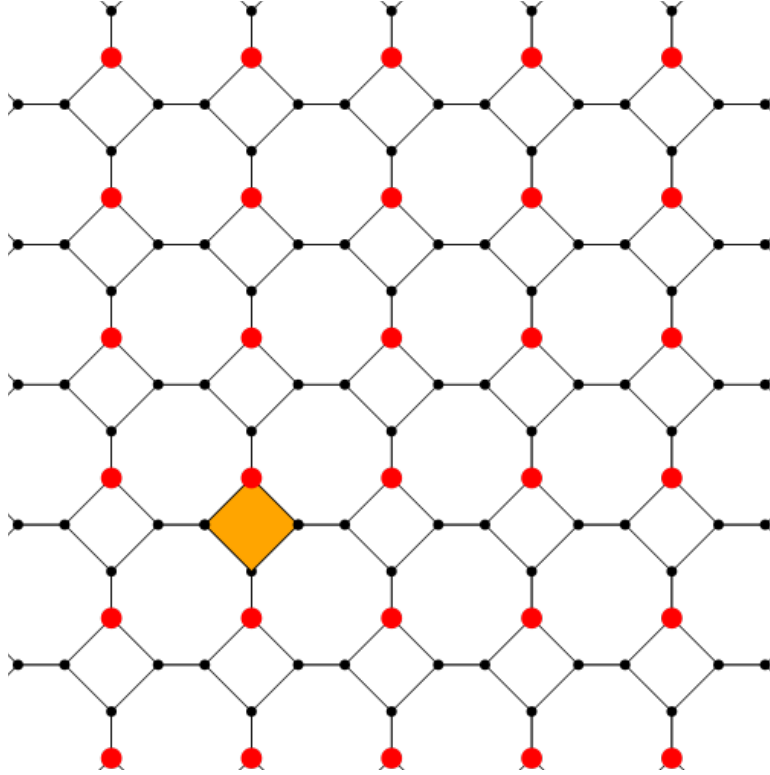


FIGURE 18. The position of the broadcasting vertices in the $(3, 3)$ broadcast for $H_{\infty, \infty}$ used in the proof of Theorem 4.6, which has density $\frac{1}{4}$.

Remark 4.7. Under the $(3, 3)$ broadcast presented in Theorem 4.6 every non-broadcasting vertex receives signal 4. A similar observation can be made about the $(2, 2)$ broadcast in Theorem 4.3, where every non-broadcasting vertex receives signal 3. In Question 6 we ask if more efficient broadcasts exist.

Theorem 4.8. *The optimal density of a $(4, 1)$ broadcast for $H_{\infty, \infty}$ satisfies*

$$\delta_{4,1}(H_{\infty, \infty}) \leq \frac{1}{12}.$$

Proof. Let

$$T = \{(0, (x, 3x + 6y)) : x, y \in \mathbb{Z}\} \cup \{(2, (x + 1, 3x + 6y + 2)) : x, y \in \mathbb{Z}\}.$$

We argue that all vertices that are not in T receive enough reception from at most 2 vertices

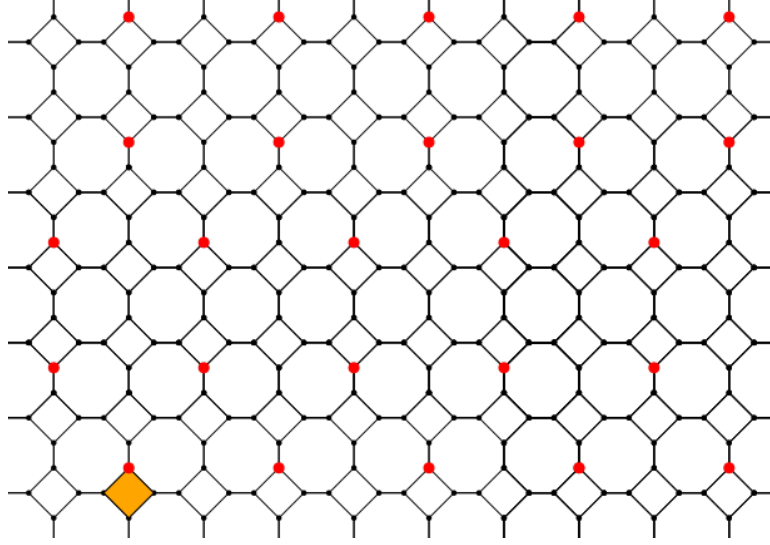


FIGURE 19. Illustration of the position of the broadcasting vertices in the $(4, 1)$ broadcast of Theorem 4.8, which has density $\frac{1}{12}$.

in T .

To begin we note that in the case that a 4-cycle contains a broadcasting vertex $v = (a, (x, y)) \in T$ (with $a \in \{0, 2\}$), if w is another vertex in that same 4-cycle containing v , then the maximum distance between v and w is 2. Thus, the broadcasting vertex v would give at least reception 2 to any other vertex in the same 4-cycle. Thus, non-broadcasting vertices on a 4-cycle containing a broadcasting vertex are all dominated. Thus it suffices to consider vertices in $H_{\infty, \infty}$ which are not in a 4-cycle containing a vertex $v \in T$. This set is given by

$$A_1 \cup A_2 \cup A_3 \cup A_4 \cup A_5 \cup A_6,$$

where

$$A_1 = \{(a, (x, y)) : a \in \{0, 1, 2, 3\}, x, y \in \mathbb{Z}, \text{ with } y \equiv 1 \pmod{6}\}$$

$$A_2 = \{(a, (x, y)) : a \in \{0, 1, 2, 3\}, x, y \in \mathbb{Z}, \text{ with } y \equiv 4 \pmod{6}\}$$

$$A_3 = \{(a, (x, y)) : a \in \{0, 1, 2, 3\}, x, y \in \mathbb{Z}, \text{ with } x \equiv 1 \pmod{2} \text{ and } y \equiv 0 \pmod{6}\}$$

$$A_4 = \{(a, (x, y)) : a \in \{0, 1, 2, 3\}, x, y \in \mathbb{Z}, \text{ with } x \equiv 0 \pmod{2} \text{ and } y \equiv 3 \pmod{6}\}$$

$$A_5 = \{(a, (x, y)) : a \in \{0, 1, 2, 3\}, x, y \in \mathbb{Z}, \text{ with } x \equiv 0 \pmod{2} \text{ and } y \equiv 2 \pmod{6}\}, \text{ and}$$

$$A_6 = \{(a, (x, y)) : a \in \{0, 1, 2, 3\}, x, y \in \mathbb{Z}, \text{ with } x \equiv 1 \pmod{2} \text{ and } y \equiv 5 \pmod{6}\}.$$

Given the symmetry of the graph, it suffices to show that the vertices in the sets A_1 , A_4 , and A_5 are dominated. We work on a case-by-case analysis by considering vertices in these sets.

- (1) Fix an arbitrary 4-cycle of vertices in A_1 consisting of $(0, (x, y))$, $(1, (x, y))$, $(2, (x, y))$, and $(3, (x, y))$, where $x \in \mathbb{Z}$, and $y \in \mathbb{Z}$ satisfying $y \equiv 1 \pmod 6$. In Figure 20 we label the 4-cycles \mathcal{C}_{-1} , \mathcal{C}_0 , and \mathcal{C}_{+1} , at positions $(x-1, y+1)$, (x, y) , and $(x+1, y+1)$, respectively, as well as the position of broadcasting vertices $v_1 = (0, (x, y-1))$, $v_2 = (2, (x-1, y+1))$, and $v_3 = (2, (x+1, y+1))$. The Figures 21 we illustrate the signal sent from each of the broadcasting vertices $v_1 = (0, (x, y-1))$, $v_2 = (2, (x-1, y+1))$, and $v_3 = (2, (x+1, y+1))$.

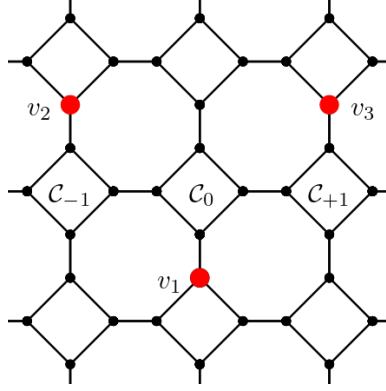


FIGURE 20. Positioning of three consecutive 4-cycles and three broadcasting vertices.

As the reception is additive, all of the vertices $(a, (x-1, y))$, $(a, (x, y))$ and $(a, (x+1, y))$ with $a \in \{0, 1, 2, 3\}$ receive reception at least 1 from the broadcasting vertices v_1, v_2, v_3 , and are hence dominated. Thus, the vertices in the set A_1 are dominated.

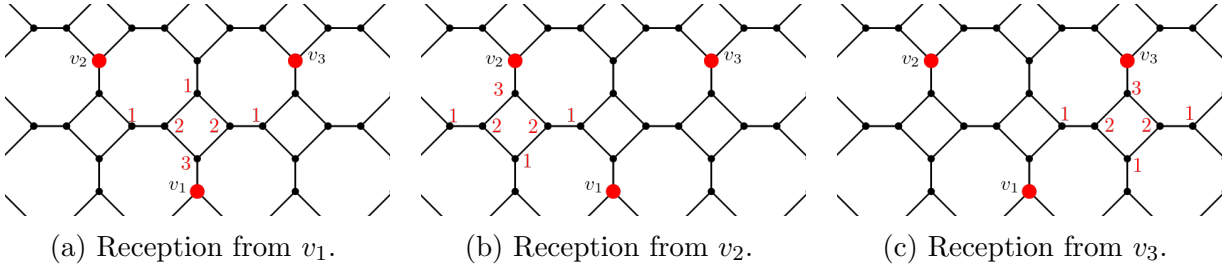


FIGURE 21. The reception at vertices $(a, (x, y))$ with $a \in \{0, 1, 2, 3\}$, $x, y \in \mathbb{Z}$ with $y \equiv 1 \pmod 6$, received from broadcasting vertices v_1, v_2, v_3 , respectively.

- (2) Fix an arbitrary 4-cycle, denoted \mathcal{C}_0 , in A_4 with vertices $(0, (x, y))$, $(1, (x, y))$, $(2, (x, y))$, and $(3, (x, y))$, with $x \in \mathbb{Z}$ with $x \equiv 0 \pmod 2$, and $y \in \mathbb{Z}$ with $y \equiv 3 \pmod 6$. In Figure 22a we illustrate the 4-cycle at position $\mathcal{C}_0 = (x, y)$ and in Figure 22b how the broadcasting vertices $v_1 = (0, (x-1, y))$, $v_2 = (0, (x+1, y)) \in T$ send reception to the vertices in \mathcal{C}_0 . Note that the vertices considered are dominated as they have received at least 2 in reception.

Thus every vertex in A_4 is dominated.

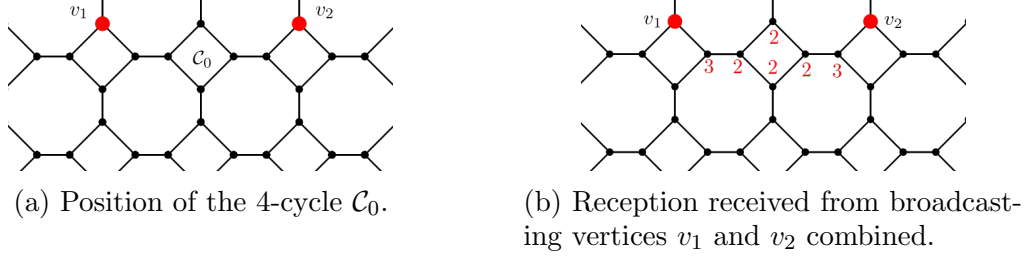


FIGURE 22. The position of a 4-cycle in A_4 and nearby broadcasting vertices.

- (3) Fix an arbitrary 4-cycle, denoted C_0 , in A_5 with vertices $(0, (x, y))$, $(1, (x, y))$, $(2, (x, y))$, and $(3, (x, y))$, with $x \in \mathbb{Z}$ with $x \equiv 0 \pmod{2}$, and $y \in \mathbb{Z}$ with $y \equiv 2 \pmod{6}$. In Figure 23a we illustrate the 4-cycle at position $C_0 = (x, y)$ and in Figure 23b how the broadcasting vertices $v_1 = (2, (x - 1, y))$, $v_2 = (2, (x + 1, y)) \in T$ send reception to the vertices in C_0 . Note that the vertices considered are dominated as they have received at least 2 in reception.

Thus every vertex in A_4 is dominated.

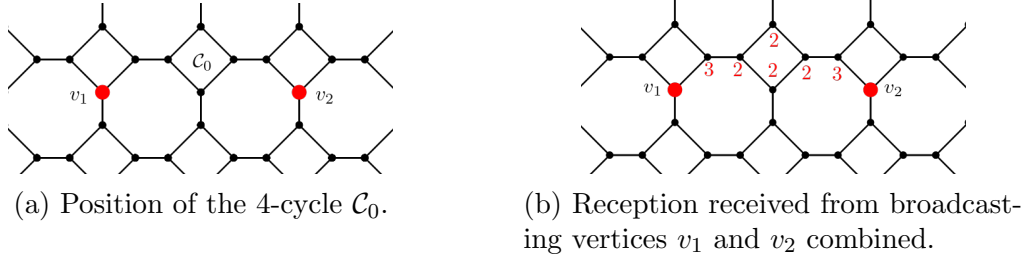


FIGURE 23. The position of a 4-cycle in A_5 and nearby broadcasting vertices.

This establishes that T is a broadcast for $H_{\infty, \infty}$. Next we determine the proportion of vertices in $H_{\infty, \infty}$ that are in T . To compute this proportion, we note that we can group six 4-cycles, as illustrated in Figure 24, in which there are 24 vertices and only 2 are dominating vertices. Thus, $\delta_{4,1}(H_{\infty, \infty}) \leq \frac{1}{12}$, as claimed. \square

We conclude this section by presenting density conjectures for $(t, r) \in \{(4, 2), (4, 3), (4, 4)\}$.

Conjecture 4.9. The optimal densities of $H_{\infty, \infty}$ satisfy

$$\delta_{4,2}(H_{\infty, \infty}) \leq \frac{9}{80}, \quad \delta_{4,3}(H_{\infty, \infty}) \leq \frac{1}{7}, \quad \text{and} \quad \delta_{4,4}(H_{\infty, \infty}) \leq \frac{1}{6}.$$

In Figures 25a, 25b, and 25c we provide broadcasts that achieve the bounds provided in Conjecture 4.9. However, given the many cases needed, and short of a detailed proof, we leave the statements as conjectures and state their proof as Problem 5.

5. SOME BOUNDS FOR THE (t, r) DOMINATION NUMBER OF $H_{m, n}$

Using the density results from Section 4, we give upper bounds for the $(2, 2)$ and $(3, 3)$ broadcast domination number of $H_{m, n}$ for $m, n \geq 1$.

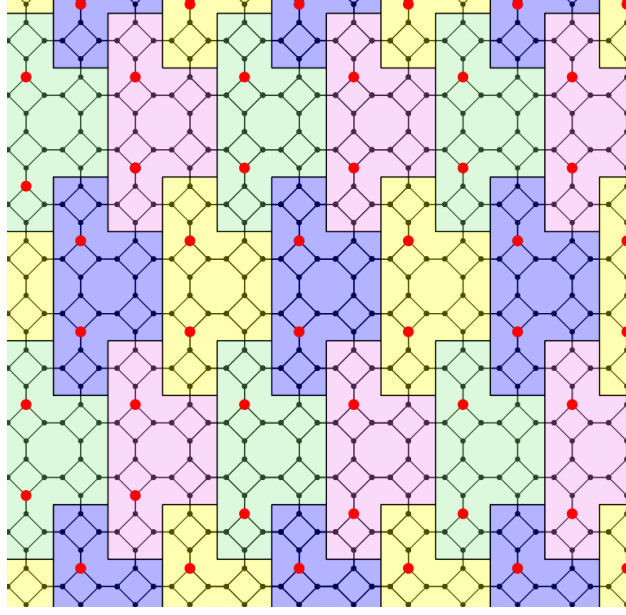


FIGURE 24. Grouping of six 4-cycles used to construct the upper bound for the density in the proof of Theorem 4.8.

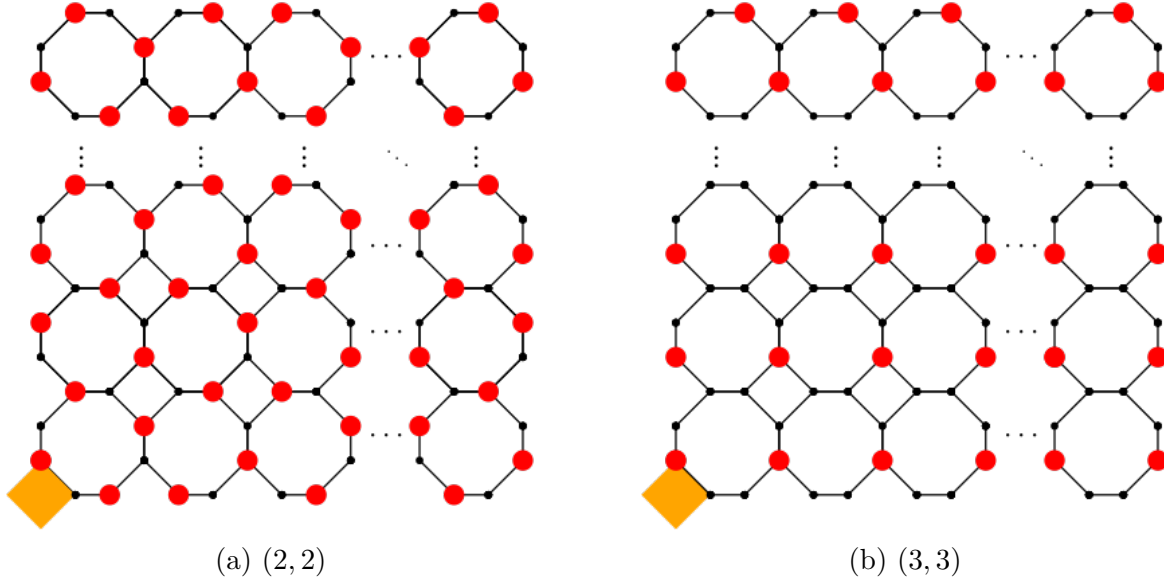




FIGURE 26. A $(2, 2)$ and a $(3, 3)$ broadcast dominating set of $H_{m,n}$.

Corollary 5.1. *If $m, n \geq 1$, then $\gamma_{2,2}(H_{m,n}) \leq 2mn + m + n$.*


Proof. Using the broadcast presented in the proof of Theorem 4.3, we position the graph $H_{m,n}$ in Figure 11 so that the bottom left octagon shares its southwest most edge and vertices with the origin. The bottom left-most octagon needs 4 vertices to be $(2, 2)$ broadcast dominated, and the $m - 1$ octagons above it each need 3 additional vertices, see Figure 26a. This contributes $4 + 3(m - 1) = 3m + 1$ broadcasting vertices to the $(2, 2)$ dominating set, see



(a) A $(4, 2)$ broadcast on $H_{\infty, \infty}$.



(b) A $(4, 3)$ broadcast on $H_{\infty, \infty}$.



(c) A $(4, 4)$ broadcast on $H_{\infty, \infty}$.

FIGURE 25. $(4, 2)$, $(4, 3)$, and $(4, 4)$ broadcasts on $H_{\infty, \infty}$.

Figure 26a. Each of the $n - 1$ subsequent columns need 3 broadcasting vertices to dominate the bottom most octagon and 2 for each of the $m - 1$ octagons above it. This contributes $(n - 1)(3 + 2(m - 1))$ broadcasting vertices to the count. Thus

$$\gamma_{2,2}(H_{m,n}) \leq 3m + 1 + (n - 1)(3 + 2(m - 1)) = 2mn + m + n. \quad \square$$

Corollary 5.2. *If $m, n \geq 1$, then $\gamma_{3,3}(H_{m,n}) \leq mn + m + n$.*

Proof. Using the broadcast presented in the proof Theorem 4.6, we can position the graph $H_{m,n}$ in Figure 18, so that the bottom left octagon shares its southwest most edge and vertices with the origin. Focusing only on the first column, note that of the m octagons the bottom $m - 1$ octagons need 2 vertices to be $(3, 3)$ broadcast dominated, and the top octagon needs 3 vertices, see Figure 26b. This contributes $3 + 2(m - 1) = 2m + 1$ broadcasting vertices to the $(3, 3)$ dominating set. Each of the $n - 1$ subsequent columns need 1 broadcasting

vertex to dominate the bottom $m - 1$ octagons and 2 for the top octagon. This contributes $(n - 1)(2 + 1(m - 1))$ broadcasting vertices to the count. Thus

$$\gamma_{3,3}(H_{m,n}) \leq 2m + 1 + (n - 1)(2 + 1(m - 1)) = mn + m + n. \quad \square$$

Given the irregularity of the (t, r) broadcasts presented in the proofs for the bounds on the density of the $(t, r) \in \{(3, 1), (3, 2), (4, 1)\}$ broadcasts, we leave it as Problem 7 to use those results to give similar upper bounds on the (t, r) broadcast domination number of the finite graph $H_{m,n}$ with $m, n \geq 1$.

Moreover, as the reception is additive, having larger r parameter requires one to determine the best arrangement of the broadcasting vertices so that the sum of the reception adds to r . These are integer partition problems, which are notoriously difficult to solve and even more challenging given the structure of our graphs $H_{m,n}$. Thus, we pose Problem 8 to give bounds for $\gamma_{t,r}(H_{m,n})$ in general.

6. FUTURE WORK

One question of interest is to determine the largest graph $H_{m,m}$ for which $\gamma_{t,r}(H_{m,m}) = 1$. Based on our experiments the following conjecture appears to hold.

Conjecture 6.1. If $m \geq 1$ and $r \geq 1$, then $\gamma_{t,r}(H_{m,m}) = 1$ provided

$$t = \begin{cases} r + 2m + 1 & \text{if } m \text{ even} \\ r + 2m + 2 & \text{if } m \text{ odd.} \end{cases}$$

In Figure 27 we illustrate a placement of a broadcasting vertex (in red) that $(t, 1)$ dominates $H_{3,3}$. The green circled vertex is the furthest vertex from the broadcasting vertex. This vertex receives the minimum allowed reception $r = 1$. Note that increasing the parameter r would necessitate increasing by the same amount the parameter t . This ensures that the vertex circled in green would then receive the needed reception r . This naturally leads to our first problem.

Problem 1. Prove or give a counterexample to Conjecture 6.1.

If a counterexample is provided, then we pose the following.

Problem 2. For fixed integers $m, r \geq 1$, determine the value of t such that $\gamma_{t,r}(H_{m,m}) = 1$.

One can also generalize the statement of the previous problem to the graph $H_{m,n}$ for $m \neq n$. We also ask the following.

Question 3. Can one adapt the proof technique used in Theorem 3.3 to provide a lower bound for the (t, r) broadcast domination number of $H_{m,n}$ for $r > 1$?

Question 4. As defined, the coordination sequences provide a count for the number of vertices that are a fixed distance away from any broadcasting vertex. Can one utilize the coordination sequence to give an immediate lower bound for the (t, r) broadcast domination number of $H_{m,n}$ for $r > 1$?

The following problems are relate to our results in Section 4.

Problem 5. Prove that the dominating sets from Conjecture 4.9 dominate $H_{\infty,\infty}$ and confirm their densities.

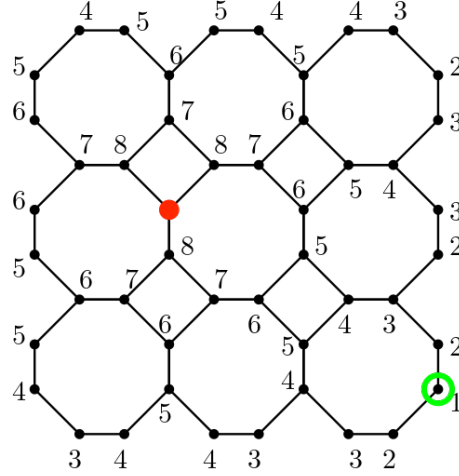


FIGURE 27. Placement of a broadcasting vertex (in red) with $t = 9$ allowing for $H_{3,3}$ to be $(t, 1)$ broadcast dominated with a single vertex. We provide the reception received at every vertex and note that the vertex circled in green is the vertex furthest from the dominating vertex in red.

Question 6. Many of the (t, r) broadcast densities for $H_{\infty, \infty}$ presented (see Theorems 4.2, 4.3, 4.4, 4.5, 4.6, and 4.8) resulted in non-broadcasting vertices receiving more reception than needed. Are there more optimal dominating sets for $H_{\infty, \infty}$ for the values (t, r) considered in those results? If not, prove that the densities presented are optimal.

Problem 7. Based on the regularity of the placement of the $(2, 2)$ and $(3, 3)$ broadcasts on $H_{\infty, \infty}$ (Theorems 4.3 and 4.6), in Corollaries 5.1 and 5.2 we used these broadcasts to establish the following bounds:

$$\gamma_{2,2}(H_{m,n}) \leq 2mn + m + n \quad \text{and} \quad \gamma_{3,3}(H_{m,n}) \leq mn + m + n.$$

It remains an open problem to use the (t, r) broadcasts for $H_{\infty, \infty}$ presented in Section 4 to establish analogous bounds for $\gamma_{t,r}(H_{m,n})$ when $(t, r) \in \{(2, 1), (3, 1), (3, 2), (4, 1)\}$.

As we noted at the end of Section 5, there is an inherent integer partition problem arising whenever we want to determine (t, r) broadcast domination numbers, as the reception is additive and we must sum to the parameter r . Such problems are difficult to solve, which contributes to the challenge in solving the following problem.

Problem 8. For a fixed pair of integers (t, r) give bounds for $\gamma_{t,r}(H_{m,n})$ in general.

ACKNOWLEDGMENTS

J. Cervantes was partially supported by the SURF and SERA awards at University of Wisconsin - Milwaukee. J. Cervantes thanks the UW Milwaukee CiberCATSS program for help in support with the programming implementation found in GitHub repository [2]. P. E. Harris was supported in part through an EDGE Karen Uhlenbeck Fellowship.

REFERENCES

- [1] David Blessing, Erik Insko, Katie Johnson, and Christie Mauretour. On (t, r) broadcast domination numbers of grids. *Discrete Applied Mathematics*, 187(31):19–40, 2015.
- [2] Jillian Cervantes. (t, r) broadcast domination, 2024. GitHub repository.
- [3] Tony Yu Chang and W. Edwin Clark. The domination number of the $5 \times n$ and the $6 \times n$ grid graphs. *Graph Theory*, 17(1):81–107, 1993.
- [4] Rachid Cherifi, Sylvain Gravier, Xavier Lagrula, Charles Payan, and Ismail Zighed. Domination number of the cross product of paths. *Discrete Applied Mathematics*, 94(1–3):101–139, 1999.
- [5] Benjamin F. Drews, Pamela E. Harris, and Timothy W. Randolph. Optimal (t, r) broadcast on the infinite grid. *Discrete Applied Mathematics*, 255:183–197, 2019.
- [6] Benjamin F. Drews, Pamela E. Harris, and Timothy W. Randolph. Optimal (t, r) broadcasts on the infinite grid. *Discrete Appl. Math.*, 255:183–197, 2019.
- [7] David C. Fisher. The domination number of complete grid graphs, 1993. preprint.
- [8] Michael R. Garey and David S. Johnson. *Computers and intractability*. A Series of Books in the Mathematical Sciences. W. H. Freeman and Co., San Francisco, CA, 1979. A guide to the theory of NP-completeness.
- [9] Chaim Goodman-Strauss and Neil J. A. Sloane. A coloring-book approach to finding coordination sequences. *Acta Crystallographica Section A Foundations and Advances*, 75(1):121–134, January 2019.
- [10] Aric A. Hagberg, Daniel A. Schult, and Pieter J. Swart. Exploring Network Structure, Dynamics, and Function using NetworkX. In Gäel Varoquaux, Travis Vaught, and Jarrod Millman, editors, *Proceedings of the 7th Python in Science Conference (SciPy2008)*, pages 11–15, Pasadena, CA USA, 2008.
- [11] Pamela E. Harris, Erik Insko, and Katie Johnson. Projects in (t, r) broadcast domination. In *A project-based guide to undergraduate research in mathematics—starting and sustaining accessible undergraduate research*, Found. Undergrad. Res. Math., pages 235–262. Birkhäuser/Springer, Cham, [2020] ©2020.
- [12] Pamela E. Harris, Dalia K. Luque, Claudia Reyes Flores, and Nohemi Sepulveda. Efficient (t, r) broadcast dominating sets of the triangular lattice. *Discrete Appl. Math.*, 277:180–192, 2020.
- [13] Teresa W. Haynes, Stephen T. Hedetniemi, and Peter J. Slater. *Domination in Graphs: Advanced Topics*, volume 2. Taylor & Francis, 1998.
- [14] Teresa W. Haynes, Stephen T. Hedetniemi, and Peter J. Slater. *Fundamentals of domination in graphs*, volume 208 of *Monographs and Textbooks in Pure and Applied Mathematics*. Marcel Dekker, Inc., New York, 1998.
- [15] Michael S. Jacobson and Lael F. Kinch. On the domination number of products of graphs. *Ars. Combin.*, 18:43–44, 1984.
- [16] William McCuaig and Bruce Shepherd. Domination in graphs with minimum degree two. *Graph Theory*, 13(6):749–762, 1989.
- [17] OEIS Foundation Inc. The On-Line Encyclopedia of Integer Sequences, 2024. Published electronically at <https://oeis.org>.

(J. Cervantes and P. E. Harris) DEPARTMENT OF MATHEMATICAL SCIENCES, UNIVERSITY OF WISCONSIN-MILWAUKEE, MILWAUKEE, WI 53211

Email address: cervan32@uwm.edu and peharris@uwm.edu