

LETTER TO THE EDITOR

Dynamical confirmation for a black hole in the X-ray transient Swift J1727.8–1613

D. Mata Sánchez^{1,2}, M. A. P. Torres^{1,2}, J. Casares^{1,2}, T. Muñoz-Darias^{1,2}, M. Armas Padilla^{1,2}, and I. V. Yanes-Rizo^{1,2}

¹ Instituto de Astrofísica de Canarias, E-38205 La Laguna, Tenerife, Spain
e-mail: matasanchez.astronomy@gmail.com, dmata@iac.es

² Departamento de Astrofísica, Univ. de La Laguna, E-38206 La Laguna, Tenerife, Spain

Received August 22, 2024; accepted XXX

ABSTRACT

The X-ray transient Swift J1727.8–1613 ended its 10-month discovery outburst on June of 2024, when it reached an optical brightness comparable to pre-discovery magnitudes. With the aim of performing a dynamical study, we launched an optical spectroscopy campaign with the GTC telescope. We detect the companion star and construct its radial velocity curve, yielding a binary orbital period of $P_{\text{orb}} = 10.8041 \pm 0.0010$ h and a radial velocity semi-amplitude of $K_2 = 390 \pm 4$ km s⁻¹. This results in a mass function of $f(M_1) = 2.77 \pm 0.09 M_{\odot}$. Combined with constraints on the binary inclination, it sets a lower limit to the compact object mass of $M_1 > 3.12 \pm 0.10 M_{\odot}$, dynamically confirming the black hole nature of the accretor. Comparison of the average spectrum in the rest frame of the companion with synthetic stellar templates supports a K4V donor partially veiled (74%) by the accretion disc. A refined distance measurement of 3.7 ± 0.3 kpc, together with the astrometric proper motion and the systemic velocity derived from the radial velocity curve ($\gamma = 181 \pm 4$ km s⁻¹), supports a natal kick velocity of $v_{\text{kick}} = 220^{+30}_{-40}$ km s⁻¹, at the upper end of the observed distribution.

Key words. accretion, accretion discs – stars: black holes – X-rays: binaries – Stars: individual: Swift J1727.8–1613

1. Introduction

Black hole transients (BHTs) are traditionally discovered when they enter into outburst, epochs when their accretion discs become several magnitudes brighter across the electromagnetic spectrum. Early analysis of their spectral and photometric properties enables the preliminary classification of these objects as low-mass X-ray binaries (LMXBs): systems formed by a Roche lobe filling low-mass companion star transferring mass onto a compact object (whether a black hole, BH, or a neutron star, NS). Different techniques have been developed to pinpoint the nature of the accretor, but dynamical studies, which are only feasible during the fainter quiescence, set the gold standard (see e.g., Casares & Jonker 2014 for a review).

Swift J1727.8–1613 (hereafter J1727) is the latest BHT candidate discovered to date (August 24th 2023; Lipunov et al. 2023; Page et al. 2023). Its brightness (reaching a peak outburst optical magnitude of $r \sim 12.7$; see Wang & Bellm 2023; Baglio et al. 2023; Alabarta et al. 2023) made it a target of observational campaigns at all wavelengths, which allowed to monitor the outburst evolution. In the X-rays, J1727 followed the canonical behaviour for BH LMXBs (e.g., Done et al. 2007; Belloni et al. 2011), transitioning between the X-ray hard and soft states (see e.g., Bollemeijer et al. 2023; Miller-Jones et al. 2023). A number of studies dedicated to the X-ray event were soon published (Chatterjee et al. 2024; Liu et al. 2024; Yu et al. 2024), reporting properties such as the detection of quasi-periodic oscillations (Zhu & Wang 2024) and variable X-ray polarization (Svoboda et al. 2024b; Podgorný et al. 2024b). In radio, J1727 shows the largest resolved continuous radio jet found to date (Wood et al. 2024). Optical studies revealed transient cold winds and enabled

the identification of a pre-outburst optical counterpart, leading to early estimates of the orbital period ($P_{\text{orb}} \sim 7.6$ h) and distance to the source ($d = 2.7 \pm 0.3$ kpc; Mata Sánchez et al. 2024, MS24a hereafter).

The soft state outburst decay of J1727 continued in the X-rays until the low luminosity transition from the soft to the hard state was reported (19th of March; Russell et al. 2024; Podgorný et al. 2024a; Svoboda et al. 2024a). Optical follow-up revealed a slowly dimming optical counterpart, reaching pre-outburst quiescence levels on the 1st of June ($\phi \sim 19.6$, as reported by the Asteroid Terrestrial-impact Last Alert System; Tonry et al. 2018; Heinze et al. 2018; Smith et al. 2020; Shingles et al. 2021), marking the end of a 10-month long outburst.

In this letter, we present a time resolved spectroscopic campaign of J1727 in quiescence. We report on the detection of absorption features in the spectra consistent with a late-type star and measure its radial velocity curve. We obtain a precise determination of the orbital period and constrain the mass of the compact object. Additionally, we refine the distance and establish the peculiar velocity of the source, ultimately revealing the natal kick of the binary.

2. Observations

2.1. Spectroscopy

We observed J1727 just after the outburst demise (1st of June), from the 4th of June to the 12th of July. A total of 13 spectroscopic epochs containing 36 spectra of 900 s integration each (see Table 1) were obtained with the 10.4-m Gran Telescopio

Table 1. Journal of observations.

Date (dd/mm)	Phase	#	Airmass	Seeing ($''$)	r
04/06	0.31 – 0.34	2	1.41	1.1	19.21
05/06	0.67 – 0.70	2	1.55	1.3	19.42
07/06	0.09 – 0.11	2	1.48	1.6	19.45
08/06	0.30 – 0.42	6	1.46	1.3	19.43
28/06	0.73 – 0.75	2	1.42	0.7	19.60
	0.81 – 0.84	2	1.51	0.8	
29/06	0.90 – 0.92	2	1.42	1.0	19.59
30/06	0.99 – 1.01	2	1.57	1.0	19.53
	0.15 – 0.23	4	1.43	0.9	
01/07	0.50 – 0.53	2	1.59	0.9	19.75
05/07	0.25 – 0.27	2	1.42	0.9	19.61
06/07	0.58 – 0.60	2	1.59	0.9	19.60
08/07	0.79 – 0.81	2	1.44	1.4	19.58
10/07	0.46 – 0.48	2	1.63	1.3	19.77
12/07	0.78 – 0.80	2	1.44	0.9	19.62

Notes. The orbital phase is defined from the ephemerides derived in Sec 3.1. We report the number of exposures per epoch (#), the airmass, the seeing and r -band magnitudes, as measured from acquisition images. The latter have a typical uncertainty of ± 0.04 , dominated by the calibration of the companion star.

Canarias (GTC) at the Roque de los Muchachos Observatory (La Palma, Spain), equipped with the Optical System for Imaging and low-Intermediate-Resolution Integrated Spectroscopy (OSIRIS, Cepa et al. 2000). We employed a $0.8''$ slit width, 2×2 binning and grism R2500R, resulting in a wavelength coverage of $5560 - 7670 \text{ \AA}$. We reduced the dataset using PYRAF and MOLLY tasks, correcting from bias, flats, calibrating in wavelength with arc lamps, and optimally extracting the spectra. We found sub-pixel drifts on the position of the [O I]-6300 sky emission line, which were employed to correct for flexure effects on the wavelength calibration. We measured the seeing from the spatial profile of the bidimensional spectra, performing a simultaneous Gaussian fit to the target and a near field star placed in the slit ($2.7''$ to the north-east; see Fig. 4 in M24a). We limited the calculation to the spectral range of interest ($5900 - 6500 \text{ \AA}$), allowing us to conclude that our data is slit limited (Table 1). The spectral dispersion is 1.02 \AA/pix , while the average spectral resolution is measured from arc lines to be $R = \lambda/\Delta\lambda = 2900$. We normalise the spectra through a fit to the continuum using a 7th order polynomial.

Stellar templates of spectral types F9V-K5V and solar metallicity ($\pm 0.1 \text{ dex}$) were observed during previous campaigns with grism R2500R, slit $0.6''$ (see Table 2). They were all reduced and normalised following the same steps as for our target. Additionally, they were corrected from their observed radial velocities as reported in Gaia Collaboration et al. (2023), setting them all in a null-velocity frame. Finally, a Gaussian fit to the H α absorption line was performed in the templates to detect and correct from any remaining flexure offset.

2.2. Photometry

We analyse the r -band acquisition images obtained prior to each set of spectra. Point-Spread Function (PSF) photometry was performed with the DAOPHOT package (Stetson 1987) in IRAF. A Moffat distribution model was constructed for five selected field stars after removing their neighbours. We performed dif-

ferential photometry on the target relative to a comparison star (PSO J261.9304–16.2053, $r = 19.38 \pm 0.01$; as reported in Pan-STARRS1 Survey, Chambers et al. 2016). The resulting photometry is shown in Table 1, and yields a mean magnitude and root-mean-square variability of $r = 19.55 \pm 0.14$ for J1727 during our observations.

3. Analysis and Results

The defining feature of the spectra is a double-peaked, asymmetric H α emission line. No other remarkable features are seen in the normalised averaged spectrum in the observer’s rest frame (see Fig. 1). In what follows, we will analyse the individual and averaged spectra in the rest frame of the companion star.

3.1. Radial velocity curve

We search for the companion star via cross-correlation of the J1727 individual spectra with the K3/4 V template HD219134 in the wavelength range $5920 - 6820 \text{ \AA}$ (masking out both the telluric band at 6300 \AA and H α). We derive the cross-correlation functions (CCFs) using the cross-corrRV PYTHON routine from PyASTRONOMY¹. The CCFs peaks are fitted with a single Gaussian model to determine their centroids, while uncertainties on the measured radial velocities are estimated through a Monte Carlo analysis, as described in Mata Sánchez et al. (2021). This yields the radial velocity curve of the companion star.

We search for periodicities in the radial velocity dataset using a χ^2 periodogram, inspecting the frequency range of $0.1 - 5 \text{ d}^{-1}$ in 10^{-5} d^{-1} frequency steps (Fig. 2). We identify a prominent peak at $\sim 0.45 \text{ d}$. The secondary peaks correspond to aliases arising from a combination of the daily repetition of the observing window with the observing cadence of $\sim 15'$. Indeed, attempting to perform a sinusoidal fit with a starting period value from any of the secondary peaks leads to poorly constrained fits ($\chi^2_{\text{red}} > 20$). Only the strongest peak produces a radial velocity curve with a sinusoidal pattern, which we model as:

$$v(t) = \gamma + K_2 \sin((t - T_0)/P_{\text{orb}})$$

where P_{orb} is the binary orbital period, K_2 the radial velocity semi-amplitude of the companion star, γ the systemic velocity and T_0 the reference time at the inferior conjunction of the companion. Fig. 3 shows the radial velocity curve folded on the obtained ephemeris.

We repeat the above process to compare J1727 with each template of Table 2, covering spectral types F9V to K5V. The best fitting parameters obtained are fully consistent within uncertainties, being HD 219134 (K3/4V) the best fitting template. The largest spread is shown by γ (still consistent within 1.5σ), which we associate with uncertainties in the correction of their radial velocities. Adding the normal distributions for the parameters obtained for each template (see Table 2) leads to the following 1σ solution:

$$\begin{aligned} \gamma &= 181 \pm 4 \text{ km s}^{-1} & K_2 &= 390 \pm 4 \text{ km s}^{-1} \\ P_{\text{orb}} &= 0.45017 \pm 0.00004 \text{ d} & T_0 &= 2460464.5253 \pm 0.0021 \text{ d} \end{aligned}$$

3.2. Companion star spectral type

The orbital solution allows us to correct the individual spectra from the orbital motion, and produce an average normalised

¹ <https://github.com/sczesla/PyAstronomy>

Table 2. Radial velocity curve parameters (uncertainties at 1σ).

Template	T_{eff} (K)	SpecType	K_2 (km s $^{-1}$)	γ (km s $^{-1}$)	t_0 (d)	P_{orb} (d)	χ^2_{red}
HD 19373	5991	F9/G0 V	389 ± 4	-185 ± 3	-0.4744 ± 0.0020	0.45017 ± 0.00004	0.96
HD 186408	5815	G2 V	390 ± 4	-180 ± 3	-0.4748 ± 0.0021	0.45017 ± 0.00004	1.00
HD 186427	5762	G2 V	388 ± 4	-182 ± 3	-0.4741 ± 0.0022	0.45016 ± 0.00004	1.05
HD 235299	5471	G8 V	392 ± 4	-184 ± 3	-0.4755 ± 0.0021	0.45019 ± 0.00004	1.07
HD 185144	5260	K0 V	390 ± 4	-184 ± 3	-0.4754 ± 0.0020	0.45018 ± 0.00003	1.12
HD 219134	4717	K3/4 V	390 ± 3	-178 ± 3	-0.4741 ± 0.0019	0.45016 ± 0.00003	0.88
HD 36003	4465	K5 V	390 ± 3	-176 ± 3	-0.4744 ± 0.0020	0.45017 ± 0.00003	0.97

Notes. For the template stars we adopt the T_{eff} reported in MILES spectral library (Sánchez-Blázquez et al. 2006), except for HD 235299 (Soubiran et al. 2016). The spectral type is derived from this T_{eff} and tabulated values in Pecaut & Mamajek (2013). The best fitting parameters for the sinusoidal function described in Sec. 3.1 are also reported, being $t_0 = T_0 - 2460465.0$, and defining $\chi^2_{\text{red}} = \chi^2/(32 \text{ d.o.f.})$.

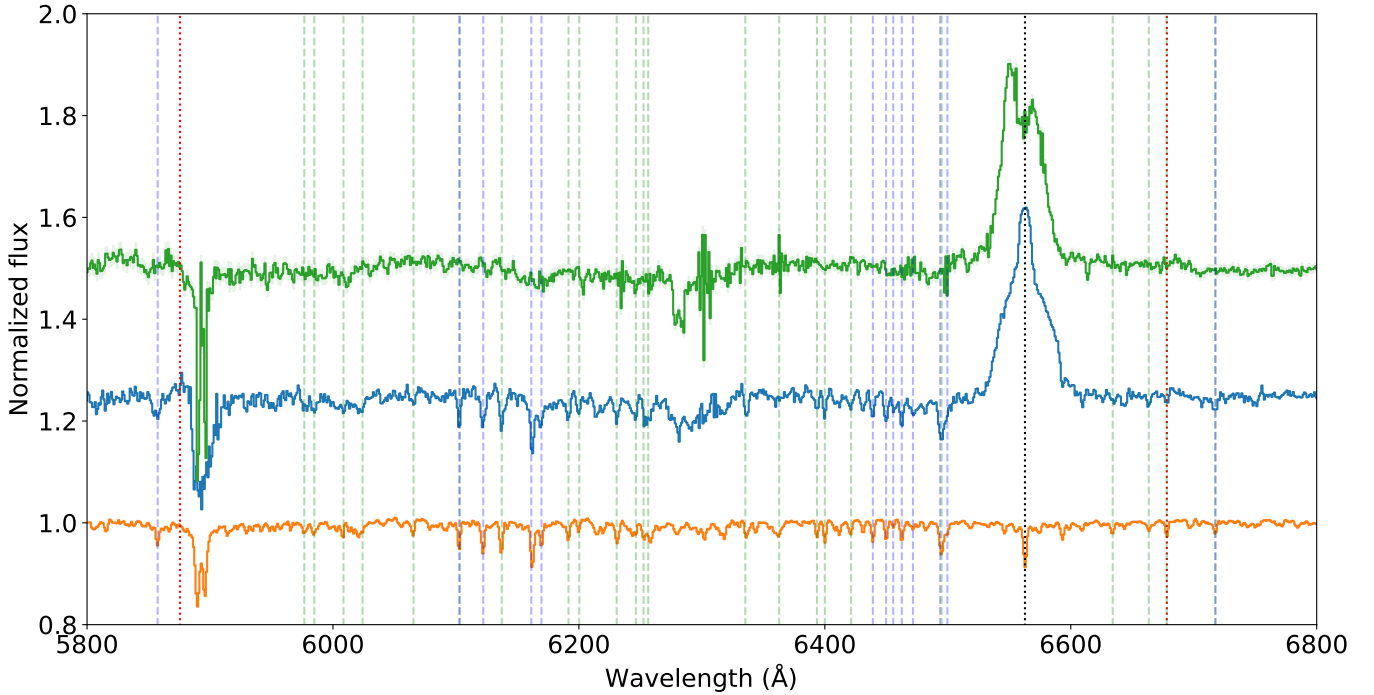


Fig. 1. Normalised, averaged spectrum of J1727 in the observer rest frame (top, green solid line), as well as in the companion star rest frame (middle, blue solid line). A template K3/4V star (HD219134) is shown in orange after applying the veiling factor derived in this work ($X_{\text{veil}} = 0.74$). They are offset vertically by 0.25 for visualisation purposes. Absorption features identified with known atomic transitions in this wavelength range are marked as dashed lines in blue for Ca I, and green for Fe I and Fe II. Disc emission lines are marked with dotted lines, black for H and red for He I. Telluric bands and interstellar absorption are marked with grey and yellow shadowed regions, respectively. Note that absorption features associated to the companion star are revealed as narrow features only in the companion rest frame.

spectrum in the companion rest frame (Fig. 1, middle spectrum). We employ it for its spectral type classification, considering the same wavelength range as for the cross-correlation and following the same approach as described in Mata Sánchez et al. (2021), based on the EMCEE Markov Chain Monte Carlo (MCMC) sampler (Foreman-Mackey et al. 2013). This method consists of comparing the average spectra in the companion rest frame with a synthetic grid of templates constructed from the sample in Coelho (2014), degraded to the instrumental resolution of our observations ($R = 2900$) and restricting our analysis to solar metallicity models. The synthetic templates are defined by the following parameters: the effective temperature (T_{eff}), surface gravity ($\log g$), rotational broadening ($v_{\text{sin } i}$), velocity shift (v_{shift} , to account for potential velocity shifts, given the dispersion in γ with the spectral type of Table 2), and veiling factor (X_{veil}),

defined as the ratio of fluxes of non-stellar origin to the total emitted light at the observed range of wavelengths (covering the r -band).

We set the same uniform priors on the parameters as described in Mata Sánchez et al. (2021). These put loose but physical constraints on the parameter space, and result in the corner plot in Fig. 4. We report the 16, 50 and 84% confidence levels of the marginalised distributions for the inspected parameters (corresponding to 1σ uncertainties on a Gaussian distribution):

$$T_{\text{eff}} = 4570^{+90}_{-100} \text{ K} \quad X_{\text{veil}} = 0.74 \pm 0.02$$

$$v_{\text{sin } i} < 52 \text{ km s}^{-1} \quad v_{\text{shift}} = -4 \pm 4 \text{ km s}^{-1} \quad \log g = 4.7 \pm 0.02$$

T_{eff} is well constrained, and corresponds to a spectral type $K4 \pm 1$ V for the companion star (Pecaut & Mamajek 2013), in

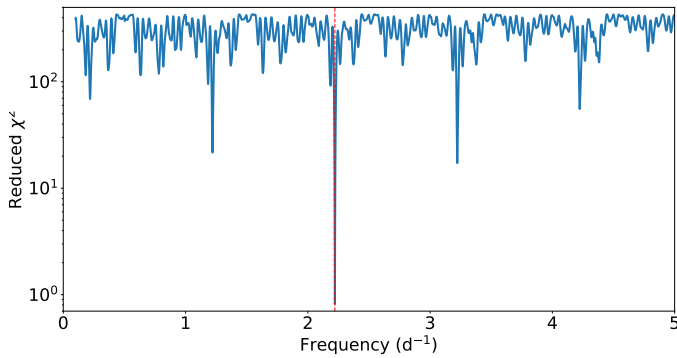


Fig. 2. Reduced χ^2 periodogram of the radial-velocity curve generated from the cross-correlation with HD 219134 (K3/4V). The best fitting period is marked with a red-dashed line. Note the logarithmic scale in the y-axis.

line with the best fitting template used in the cross-correlation analysis. The relatively high veiling factor (X_{veil}) implies a large contribution from the accretion disc. In this regard, the optical counterpart was 0.4 magnitudes brighter than in the pre-outburst imaging (MS24a). We cannot confidently measure the rotational broadening, which suggests a relatively low value (e.g., comparable or lower than our spectral resolution). The analysis also favours a typical $\log g$ of dwarf stars. Finally, the v_{shift} is consistent with zero, indicating that γ was properly determined in the previous section.

4. Discussion

The analysis of the J1727 spectra during early quiescence enabled the measurement of key parameters of the system, which are discussed below.

4.1. From P_{orb} to the BH mass

We have directly measured $P_{\text{orb}} = 10.8041 \pm 0.0010$ h, longer than the value predicted in MS24a ($P_{\text{orb}} \sim 7.6$ h) using an empirical relation between P_{orb} and the outburst optical amplitude (see Shahbaz & Kuulkers 1998; also López et al. 2019 for a discussion). Together with K_2 , it allows us to derive the mass function, which imposes a conservative lower limit to the compact object mass:

$$f(M_1) = \frac{M_1 \sin^3 i}{(1+q)^2} = \frac{K_2^3 P_{\text{orb}}}{2\pi G} = 2.77 \pm 0.09 M_{\odot}; \quad q = \frac{M_2}{M_1}$$

where M_1 and M_2 are the compact object and the companion star masses respectively, q is the mass ratio and i is the orbital inclination.

A conservative theoretical upper limit of $\lesssim 3 M_{\odot}$ (Kalogera & Baym 1996) is often employed to discriminate NSs from BHs. However, we find $f(M_1) = 2.77 \pm 0.09 M_{\odot}$, which is a strict lower limit to the compact object mass assuming the limiting case of $q \sim 0$ and $i = 90$ deg. Sensible constraints to both parameters are discussed below in order to fully confirm the BH nature of the compact object.

Determination of a precise q value is traditionally achieved through measuring the rotational broadening of the companion star absorption lines (see e.g., Torres et al. 2020). However this requires templates taken with the same instrumental setup as the target observations, that we lack.

Instead, we can set constraints on q using the spectral type derived from our analysis ($K4 \pm 1$ V). Previous studies have revealed that most LMXB companions are not main-sequence stars, but instead slightly evolved (see Rappaport & Joss 1983; Podsiadlowski et al. 2003). As a result, the mass associated with the derived spectral type is better understood as an upper limit to the true companion star mass, which for J1727 results in $M_2 < 0.78 M_{\odot}$. A direct comparison can be drawn with GRS 1124–684, a BH LMXB with a similar $P_{\text{orb}} \sim 10.4$ h (González Hernández et al. 2017), donor spectral type K3–5 V (Orosz et al. 1996; Casares et al. 1997) and $q = 0.079 \pm 0.007$ (Wu et al. 2015). A similar mass ratio in J1727 would imply $M_1 > 3.22 \pm 0.10 M_{\odot}$, comfortably above the NS threshold.

Arguably the most critical parameter to fully solve the dynamical mass of LMXBs is i . The BH nature of the accretor in J1727 is independently confirmed if $i < 74$ deg ($q \sim 0$), i.e., as long as an edge-on scenario is rejected. For non-eclipsing LMXBs, direct measurement of i is traditionally done through photometric light curve modelling of the ellipsoidal modulation produced by the distorted companion star (e.g., Casares & Jonker 2014). We do not detect this periodic variability in our photometry. We rather propose that the variability of the light curve ($\sigma_r = 0.14$) is instead dominated by flickering of the accretion disc (see e.g., Zurita et al. 2003). The equivalent width of the H α profile across our sample varied between $EW = 10 - 21$ Å, with the largest values observed at the faintest epochs, as expected from variability dominated by the accretion disc fading in brightness towards its quiescence. No modulation in the EW akin to that observed in the BHT MAXI J1820+070 (Torres et al. 2019) was found at the P_{orb} , arguing against a high-inclination configuration.

X-ray observations allow us to further explore this elusive parameter. X-ray dips, a feature observed in LMXBs with inclinations > 60 deg (Frank et al. 1987), have not been reported for J1727 in spite of the intense monitoring enabled by its bright outburst event. Finally, radio observations of the source revealing the largest resolved continuous jet to date (Wood et al. 2024) imposed an upper limit to the jet inclination of < 74 deg. Assuming the jet is launched perpendicular to the orbital plane, it would serve as proxy for i . Setting this constraint alone implies a compact object mass of $M_1 > 3.12 \pm 0.10 M_{\odot}$, placing it comfortably above the most conservative mass threshold. We therefore conclude that all the available evidence supports the BH nature of J1727.

4.2. The distance and the peculiar velocity of J1727

MS24a proposed a distance of 2.7 ± 0.3 kpc from a number of arguments based on both optical and X-ray observations. Except for the method which directly provides the distance based on the interstellar Ca II doublet EW ratio ($d = 3.2 \pm 0.6$ kpc), the rest rely on determining the reddening and P_{orb} , with the latter utilised to derive the absolute magnitude of the optical counterpart (M_r , Casares 2018). We update the results from MS24a using our spectroscopic measurement of P_{orb} , which makes the system brighter ($M_r = 5.92 \pm 0.11$) and consequently increases the final estimated distance. Taking into account the estimates for the colour excess of $E(B - V) = 0.9 \pm 0.3$, 0.8 ± 0.3 or 0.47 ± 0.13 given in MS24a, we update the distance towards J1727 to $d = 2.7 \pm 0.9$ kpc, 2.9 ± 1.0 kpc and 4.0 ± 0.6 kpc, respectively. Moreover, we can use our results to calculate the spectroscopic distance assuming a dwarf companion of spectral type K4V. Tabulated absolute magnitudes exist (Pecaut & Ma-

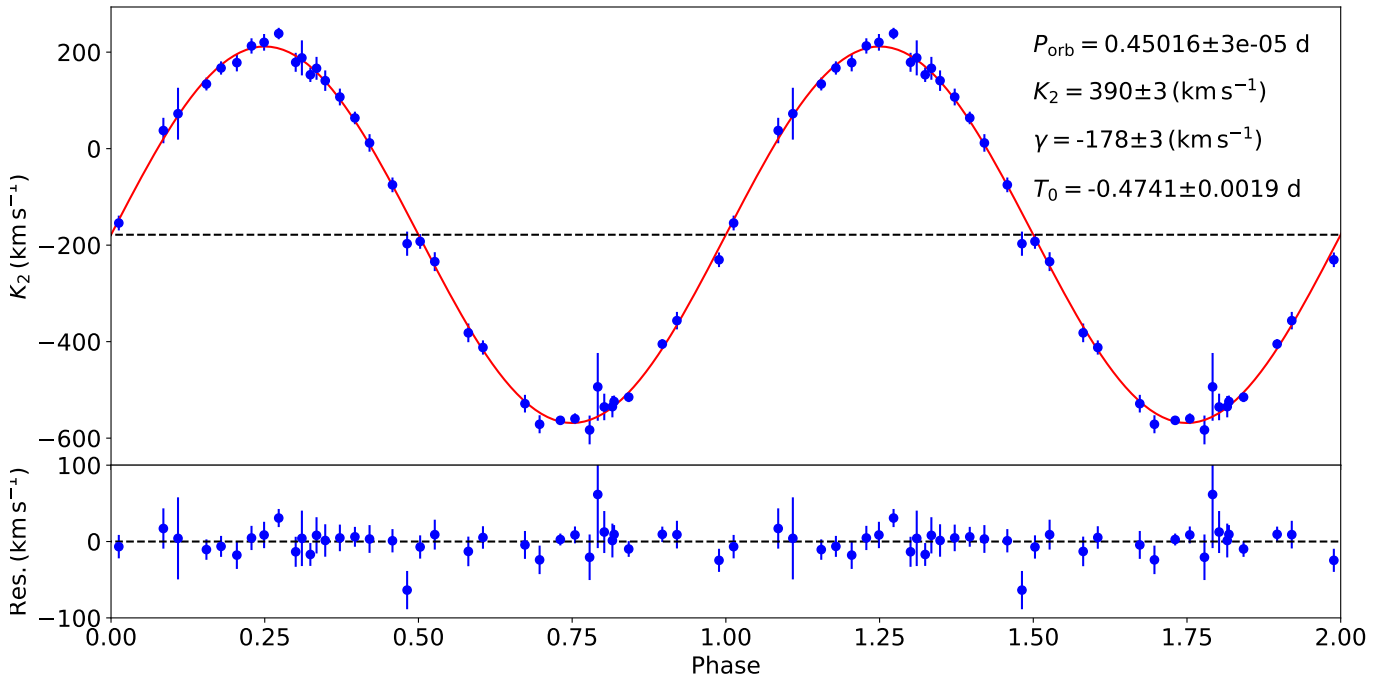


Fig. 3. Radial velocity curve of the companion star in J1727 measured through cross-correlation with the template star HD219134 (K3/4V), and folded to the best fit ephemerides. We repeated two orbital phases for visualisation purposes. The top panel shows the individual radial velocities (blue dots), as well as the best fit sinusoid (red, solid line). The best fitting parameters are also reported in this panel. The bottom panel shows the residuals from the best fit.

majek 2013), which we transform following Jordi et al. (2006) to obtain an absolute magnitude in the r-band of 6.29 ± 0.15 . To properly derive the distance from this value, we require the companion star apparent magnitude. This is obtained from the observed magnitude in our acquisition images ($r = 19.55 \pm 0.14$) and the veiling factor derived from the spectroscopy ($X_{\text{veil}} = 0.74 \pm 0.02$). Employing the same set of colour excess estimates introduced above, it results in $d = 3.8 \pm 1.3$ kpc, 4.2 ± 1.4 kpc and 5.8 ± 0.9 kpc, respectively.

The spread in the resulting d from each of the above methods highlights the complication to measure a precise distance in the absence of parallax. Assuming equal weights for all of the aforementioned methods, we calculated the conditional probability through the multiplication of the individual distributions, and obtained a final distance of $d = 3.7 \pm 0.3$ kpc (i.e., $|z| = 0.66 \pm 0.5$ kpc below the Galactic plane). Using this d , the soft-to-hard state transition ($\sim 0.1 - 1.0$ cts s $^{-1}$, Podgorný et al. 2024b) occurs at $0.01 - 0.02 L_{\text{Edd}}$ (being L_{Edd} the Eddington luminosity of a canonical BH)², within the expected range (see Maccarone 2003; Dunn et al. 2010).

An astrometric solution for the optical counterpart to J1727 is reported in the latest Gaia Data Release 3 (Gaia Collaboration et al. 2016, 2023). While the proposed parallax is not particularly constraining, there is a proper motion reported for the system of $\Delta\alpha = -0.04 \pm 0.60$ mas yr $^{-1}$ and $\Delta\delta = -4.92 \pm 0.43$ mas yr $^{-1}$. Combined with the distance ($d = 3.7 \pm 0.3$ kpc) and systemic velocity ($\gamma = 181 \pm 4$ km s $^{-1}$) measured in the present work, we

derive the space velocity in the local standard of rest (U, V, W) = $(-148 \pm 5, -88 \pm 10, -71 \pm 10)$ km s $^{-1}$. The latter is based on Johnson & Soderblom (1987) transformations and assumes a Solar space velocity in the same rest frame of $(U_{\odot}, V_{\odot}, W_{\odot}) = (9, 12, 7)$ km s $^{-1}$ (Mihalas & Binney 1981), resulting in a space velocity of $v_{\text{space}} = 194 \pm 5$ km s $^{-1}$ for J1727. We can transform this result to a peculiar velocity referred to J1727 Galactic neighbourhood, assuming the Galactocentric potential MW-POTENTIAL2014 from the GALPY package (Bovy 2015), obtaining $(U_{\text{pec}}, V_{\text{pec}}, W_{\text{pec}}) = (-176 \pm 5, -82 \pm 9, -71 \pm 10)$ km s $^{-1}$. The large resulting $v_{\text{pec}} = 207 \pm 7$ km s $^{-1}$ suggests that a kick was imparted to the system at birth. Following Atri et al. (2019)³ to integrate the Galactocentric orbit 10 Gyr back in time, we obtain a distribution of potential natal kick velocities, with median and 68% confidence level of $v_{\text{kick}} = 220^{+30}_{-40}$ km s $^{-1}$. This is consistent with the upper end of natal kicks for the BH population presented in the aforementioned work, and further supports supernova models against direct collapse for the birth of the BH in J1727.

5. Conclusions

We present a spectroscopic study of the recently discovered BHT candidate J1727 in early quiescence. Phase-resolved spectroscopy reveals stellar features from a veiled ($X_{\text{veil}} = 0.74 \pm 0.02$) K4V ($T_{\text{eff}} = 4570^{+90}_{-100}$ K) companion star, which allows us to perform a dynamical study. We measure $P_{\text{orb}} = 0.45017 \pm 0.00004$ d and $K_2 = 390 \pm 4$ km s $^{-1}$, which result in a mass function of $f(M_1) = 2.77 \pm 0.09 M_{\odot}$. We present arguments against a fully edge-on system geometry, which allow us to set a robust lower limit to the compact object mass of $M_1 > 3.12 \pm 0.10 M_{\odot}$,

² We calculate L_{Edd} for a prototypical BH ($M_1 = 8 M_{\odot}$), and convert it to flux units using $d = 3.7 \pm 0.3$ kpc. We also apply a bolometric correction of 2.9 (with 25% uncertainty, see in't Zand et al. 2007), and finally convert to cts s $^{-1}$ for the MAXI GSC instrument in the 2–20 keV band using the WebPIMMS tool [https://heasarc.gsfc.nasa.gov/cgi-bin/Tools/w3pimms/w3pimms.pl].

³ We employed the public script available at the github link https://github.com/pikkyatri/BHnataalkicks.

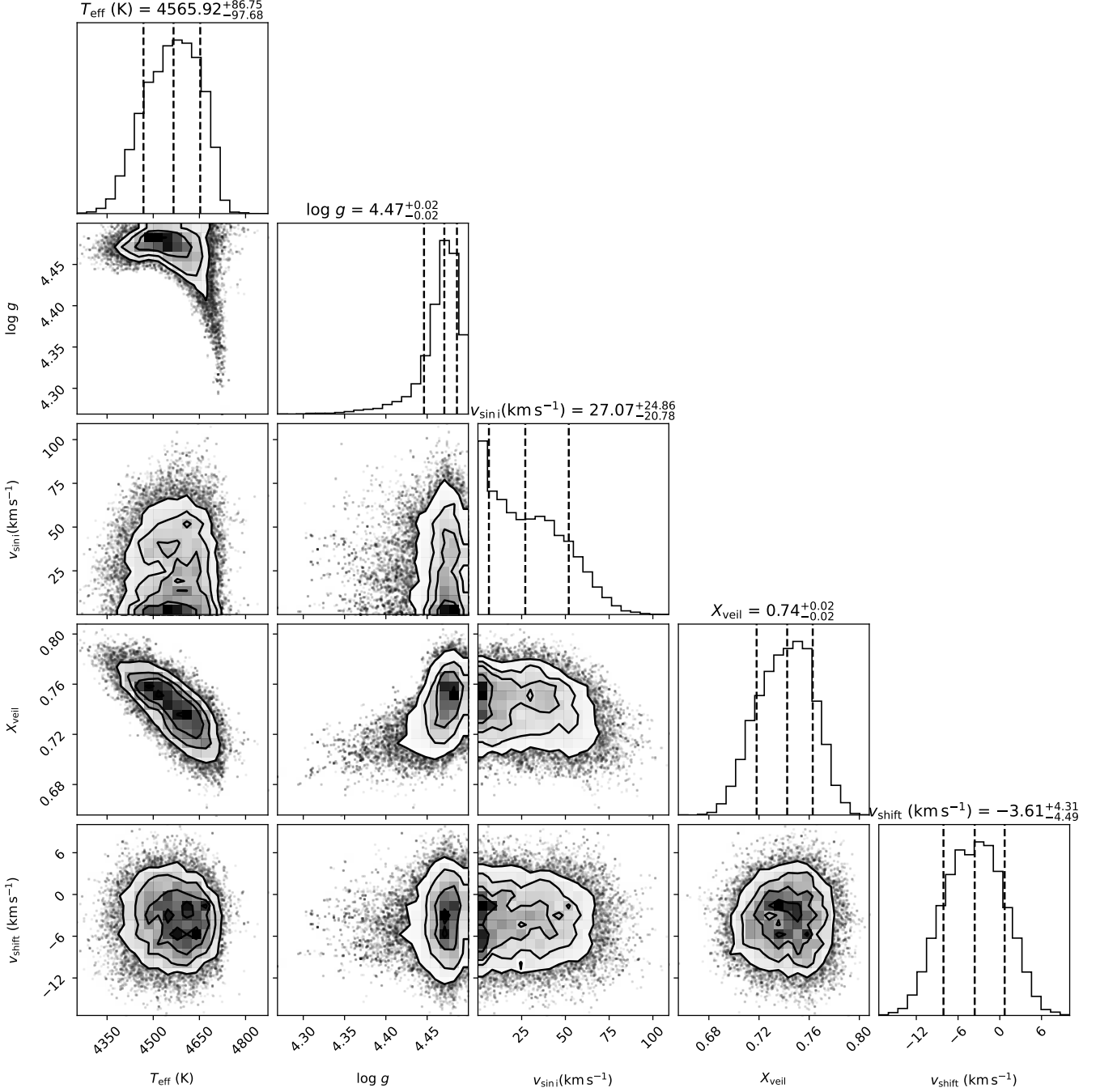


Fig. 4. Corner plot for the free parameters of the EMCEE spectral classification.

confirming the BH nature of the compact object. We further refine the distance to the system with our updated binary parameters to be 3.7 ± 0.3 kpc. Combined with the systemic velocity and previous reports on the proper motion, we obtain a natal kick for the BH $v_{\text{kick}} = 220^{+30}_{-40}$ km s⁻¹.

Acknowledgements. DMS, TMD and MAPT acknowledge support by the Spanish Ministry of Science via the Plan de Generación de conocimiento PID2021-124879NB-I00, and JC via PID2022-143331NB-I00. MAP acknowledges support through the Ramón y Cajal grant RYC2022-035388-I, funded by MCIU/AEI/10.13039/501100011033 and FSE+. We are thankful to the GTC staff for their prompt and efficient response at triggering the time-of-opportunity program at the source of the spectroscopy presented in this Letter. This work has made use of data from the European Space Agency (ESA) mission *Gaia* (<https://www.cosmos.esa.int/gaia>), processed by the *Gaia* Data Process-

ing and Analysis Consortium (DPAC, <https://www.cosmos.esa.int/web/gaia/dpac/consortium>). Funding for the DPAC has been provided by national institutions, in particular the institutions participating in the *Gaia* Multilateral Agreement. We thank Tom Marsh for the use of MOLLY software. PYRAF is the python implementation of IRAF maintained by the community. The Pan-STARRS1 Surveys (PS1) and the PS1 public science archive have been made possible through contributions by the Institute for Astronomy, the University of Hawaii, the Pan-STARRS Project Office, the Max-Planck Society and its participating institutes, the Max Planck Institute for Astronomy, Heidelberg and the Max Planck Institute for Extraterrestrial Physics, Garching, The Johns Hopkins University, Durham University, the University of Edinburgh, the Queen's University Belfast, the Harvard-Smithsonian Center for Astrophysics, the Las Cumbres Observatory Global Telescope Network Incorporated, the National Central University of Taiwan, the Space Telescope Science Institute, the National Aeronautics and Space Administration under Grant No. NNX08AR22G issued through the Planetary Science Division of the NASA Science Mission Direc-

torate, the National Science Foundation Grant No. AST1238877, the University of Maryland, Eotvos Lorand University (ELTE), the Los Alamos National Laboratory, and the Gordon and Betty Moore Foundation. This work has made use of data from the Asteroid Terrestrial-impact Last Alert System (ATLAS) project. The Asteroid Terrestrial-impact Last Alert System (ATLAS) project is primarily funded to search for near earth asteroids through NASA grants NN12AR55G, 80NSSC18K0284, and 80NSSC18K1575; byproducts of the NEO search include images and catalogs from the survey area. This work was partially funded by Kepler/K2 grant J1944/80NSSC19K0112 and HST GO-15889, and STFC grants ST/T000198/1 and ST/S006109/1. The ATLAS science products have been made possible through the contributions of the University of Hawaii Institute for Astronomy, the Queen’s University Belfast, the Space Telescope Science Institute, the South African Astronomical Observatory, and The Millennium Institute of Astrophysics (MAS), Chile.

References

- Alabarta, K., Russell, D. M., Baglio, M. C., et al. 2023, *The Astronomer’s Telegram*, 16232, 1
- Atri, P., Miller-Jones, J. C. A., Bahramian, A., et al. 2019, *MNRAS*, 489, 3116
- Baglio, M. C., Casella, P., Testa, V., et al. 2023, *The Astronomer’s Telegram*, 16225, 1
- Belloni, T. M., Motta, S. E., & Muñoz-Darias, T. 2011, *Bulletin of the Astronomical Society of India*, 39, 409
- Bollemeijer, N., Uttley, P., Buisson, D., et al. 2023, *The Astronomer’s Telegram*, 16247, 1
- Bovy, J. 2015, *ApJS*, 216, 29
- Casares, J. 2018, *MNRAS*, 473, 5195
- Casares, J. & Jonker, P. G. 2014, *Space Sci. Rev.*, 183, 223
- Casares, J., Martín, E. L., Charles, P. A., Molaro, P., & Rebolo, R. 1997, *New A*, 1, 299
- Cepa, J., Aguiar, M., Escalera, V. G., et al. 2000, in *Society of Photo-Optical Instrumentation Engineers (SPIE) Conference Series*, Vol. 4008, *Optical and IR Telescope Instrumentation and Detectors*, ed. M. Iye & A. F. Moorwood, 623–631
- Chambers, K. C., Magnier, E. A., Metcalfe, N., et al. 2016, *arXiv e-prints*, arXiv:1612.05560
- Chatterjee, K., Mondal, S., Singh, C. B., & Sugizaki, M. 2024, *arXiv e-prints*, arXiv:2405.01498
- Coelho, P. R. T. 2014, *MNRAS*, 440, 1027
- Done, C., Gierliński, M., & Kubota, A. 2007, *A&A Rev.*, 15, 1
- Dunn, R. J. H., Fender, R. P., Körding, E. G., Belloni, T., & Cabanac, C. 2010, *MNRAS*, 403, 61
- Foreman-Mackey, D., Hogg, D. W., Lang, D., & Goodman, J. 2013, *PASP*, 125, 306
- Frank, J., King, A. R., & Lasota, J. P. 1987, *A&A*, 178, 137
- Gaia Collaboration, Prusti, T., de Bruijne, J. H. J., et al. 2016, *A&A*, 595, A1
- Gaia Collaboration, Vallenari, A., Brown, A. G. A., et al. 2023, *A&A*, 674, A1
- González Hernández, J. I., Suárez-Andrés, L., Rebolo, R., & Casares, J. 2017, *MNRAS*, 465, L15
- Heinze, A. N., Tonry, J. L., Denneau, L., et al. 2018, *AJ*, 156, 241
- in’t Zand, J. J. M., Jonker, P. G., & Markwardt, C. B. 2007, *A&A*, 465, 953
- Johnson, D. R. H. & Soderblom, D. R. 1987, *AJ*, 93, 864
- Jordi, K., Grebel, E. K., & Ammon, K. 2006, *A&A*, 460, 339
- Kalogera, V. & Baym, G. 1996, *ApJ*, 470, L61
- Lipunov, V., Kornilov, V., Gorbvskoy, E., et al. 2023, *GRB Coordinates Network*, 34536, 1
- Liu, H.-X., Xu, Y.-J., Zhang, S.-N., et al. 2024, *arXiv e-prints*, arXiv:2406.03834
- López, K. M., Jonker, P. G., Torres, M. A. P., et al. 2019, *MNRAS*, 482, 2149
- Maccarone, T. J. 2003, *A&A*, 409, 697
- Mata Sánchez, D., Muñoz-Darias, T., Armas Padilla, M., Casares, J., & Torres, M. A. P. 2024, *A&A*, 682, L1
- Mata Sánchez, D., Rau, A., Álvarez Hernández, A., et al. 2021, *MNRAS*, 506, 581
- Mihalas, D. & Binney, J. 1981, *Galactic astronomy. Structure and kinematics*
- Miller-Jones, J. C. A., Bahramian, A., Altamirano, D., et al. 2023, *The Astronomer’s Telegram*, 16271, 1
- Orosz, J. A., Bailyn, C. D., McClintock, J. E., & Remillard, R. A. 1996, *ApJ*, 468, 380
- Page, K. L., Dichiaro, S., Gropp, J. D., et al. 2023, *GRB Coordinates Network*, 34537, 1
- Pecaut, M. J. & Mamajek, E. E. 2013, *ApJS*, 208, 9
- Podgorný, J., Svoboda, J., & Dovciak, M. 2024a, *The Astronomer’s Telegram*, 16541, 1
- Podgorný, J., Svoboda, J., Dovciak, M., et al. 2024b, *A&A*, 686, L12
- Podsiadlowski, P., Rappaport, S., & Han, Z. 2003, *MNRAS*, 341, 385
- Rappaport, S. A. & Joss, P. C. 1983, in *Accretion-Driven Stellar X-ray Sources*, ed. W. H. G. Lewin & E. P. J. van den Heuvel, 13
- Russell, T. D., Carotenuto, F., Miller-Jones, J. C. A., et al. 2024, *The Astronomer’s Telegram*, 16552, 1
- Sánchez-Blázquez, P., Peletier, R. F., Jiménez-Vicente, J., et al. 2006, *MNRAS*, 371, 703
- Shahbaz, T. & Kuulkers, E. 1998, *MNRAS*, 295, L1
- Shingles, L., Smith, K. W., Young, D. R., et al. 2021, *Transient Name Server AstroNote*, 7, 1
- Smith, K. W., Smartt, S. J., Young, D. R., et al. 2020, *PASP*, 132, 085002
- Soubiran, C., Le Campion, J.-F., Brouillet, N., & Chemin, L. 2016, *A&A*, 591, A118
- Stetson, P. B. 1987, *PASP*, 99, 191
- Svoboda, J., Dovciak, M., Egron, E., et al. 2024a, *The Astronomer’s Telegram*, 16596, 1
- Svoboda, J., Dovciak, M., Steiner, J. F., et al. 2024b, *ApJ*, 966, L35
- Tonry, J. L., Denneau, L., Heinze, A. N., et al. 2018, *PASP*, 130, 064505
- Torres, M. A. P., Casares, J., Jiménez-Ibarra, F., et al. 2020, *ApJ*, 893, L37
- Torres, M. A. P., Casares, J., Jiménez-Ibarra, F., et al. 2019, *ApJ*, 882, L21
- Wang, Y. D. & Bellm, E. C. 2023, *The Astronomer’s Telegram*, 16209, 1
- Wood, C. M., Miller-Jones, J. C. A., Bahramian, A., et al. 2024, *arXiv e-prints*, arXiv:2405.12370
- Wu, J., Jonker, P. G., Torres, M. A. P., et al. 2015, *MNRAS*, 448, 1900
- Yu, W., Bu, Q.-C., Zhang, S.-N., et al. 2024, *MNRAS*, 529, 4624
- Zhu, H. & Wang, W. 2024, *ApJ*, 968, 106
- Zurita, C., Casares, J., & Shahbaz, T. 2003, *ApJ*, 582, 369