

What Do You Want? User-centric Prompt Generation for Text-to-image Synthesis via Multi-turn Guidance

Yilun Liu^{1*}, Minggui He^{1*}, Feiyu Yao^{1†}, Yuhe Ji¹, Shimin Tao¹, Jingzhou Du¹, Duan Li¹, Jian Gao¹, Li Zhang¹, Hao Yang¹, Boxing Chen², Osamu Yoshie³

¹Huawei, China

²Huawei Canada, Canada

³Waseda University, Japan

{liuyilun3, heminggui, yaofeiyu1, jiyuhe1, taoshimin, dujingzhou, li.liduan, gao.gaojian, izzie.zhangli, yanghao30, boxing.chen}@huawei.com, yoshie@waseda.jp

Abstract

The emergence of text-to-image synthesis (TIS) models has significantly influenced digital image creation by producing high-quality visuals from written descriptions. Yet these models heavily rely on the quality and specificity of textual prompts, posing a challenge for novice users who may not be familiar with TIS-model-preferred prompt writing. Existing solutions relieve this via automatic model-preferred prompt generation from user queries. However, this single-turn manner suffers from limited user-centricity in terms of result interpretability and user interactivity. To address these issues, we propose DialPrompt, a multi-turn dialogue-based TIS prompt generation model that emphasises user-centricity. DialPrompt is designed to follow a multi-turn guidance workflow, where in each round of dialogue the model queries user with their preferences on possible optimization dimensions before generating the final TIS prompt. To achieve this, we mined 15 essential dimensions for high-quality prompts from advanced users and curated a multi-turn dataset. Through training on this dataset, DialPrompt can improve interpretability by allowing users to understand the correlation between specific phrases and image attributes. Additionally, it enables greater user control and engagement in the prompt generation process, leading to more personalized and visually satisfying outputs. Experiments indicate that DialPrompt achieves a competitive result in the quality of synthesized images, outperforming existing prompt engineering approaches by 5.7%. Furthermore, in our user evaluation, DialPrompt outperforms existing approaches by 46.5% in user-centricity score and is rated 7.9/10 by 19 human reviewers.

Code & Datasets —

<https://github.com/superboom/DialPrompt>

Introduction

The advent of text-to-image synthesis (TIS) models like Stable Diffusion (SD) (Rombach et al. 2022) has revolutionized the creation of digital images, enabling the generation of high-fidelity visuals from textual descriptions. However, as highlighted by recent studies (Ko et al. 2023; Liu, Qiao, and Chilton 2022), these models rely heavily on the quality

*Equal contribution.

†Corresponding author.




Figure 1: Two user cases of TIS prompt generation with (a) single-turn style and (b) multi-turn guidance style.

of textual prompts provided by users. The specificity and relevance of these prompts may throw a significant impact on the fidelity and aesthetics of the generated images. Sometimes even adding some magical phrases in the prompts are key to a highly desirable image, such as “soft”, “by ghibli studio” and “arcane“ shown in Fig. 1(a).

Thus, crafting the perfect model-preferred prompt for TIS

models such as SD can be a challenging and nontrivial task for novice users who are not familiar with relevant keywords and prompt writing. While there has been research on manual principles of designing prompts to improve image quality (Liu and Chilton 2022; Pavlichenko and Ustalov 2023), an emerging trend is to assist novice users with automatic creation of model-preferred prompts from user-inputted descriptions (Cao et al. 2023; Rosenman, Lal, and Howard 2024; Hei et al. 2024). These approaches typically leverage Large Language Models (LLMs) to interpret user inputs and transform them into prompts that are more in line with the TIS model’s preferences, thereby enhancing the aesthetic quality of the generated images.

However, we found existing single-turn-based approaches have several limitations in terms of user-centricity:

Firstly, interpretability remains a challenge. Despite their ability to generate complex prompts, novice users often struggle to understand the significance of specific phrases within a prompt and how they correlate with the attributes of the generated image. For instance, as shown in Fig. 1(a), after obtaining the complex prompt with a single-turn query, users may still be confused about the effectiveness of the added keywords, such as “rule of thirds”, which actually controls the photography rule, and “arcane”, which means adding elements from a popular television series. Furthermore, existing studies highlighted the challenge that users could face understanding barriers in why the model did not produce expected outputs, which hindered users’ trust with models (Zamfirescu-Pereira et al. 2023; Weisz et al. 2023).

Secondly, the existing methods suffer from a lack of interactivity. Single-turn manners do not engage users in the prompt generation process, leading to outputs that may not align with the user’s visual preferences. For example, in Fig. 1(a), the user may desire a realistically styled image, but were provided with a prompt of a comic-style image. This is also observed in the study of Strobelt *et al.* (2022), where they found that a prompt engineering tool should provide the user with the human-in-the-loop ability with rich feedback and user controlability to iteratively improve their prompt writing.

To address these shortcomings and enhance the user-centricity, we introduce DialPrompt, a dialogue-based TIS prompt generation model. DialPrompt seeks to improve upon the areas of interpretability and interactivity by conducting multiple rounds of queries to the user and gathering ample user preferences before generating the final prompt. To ensure user-centric experience, we studied 70k TIS prompts written by advanced users and mined 15 essential dimensions for crafting high-quality TIS prompts. Based on this finding, we curated a dataset containing 500+ multi-turn dialogues and trained DialPrompt. As shown in Fig. 1(b), our multi-turn dialogue flow is designed to provide step-by-step guidance on possible directions of prompt optimization within the 15 dimensions, such as content, structure, art style, and atmosphere, thereby ensuring a better interpretability of the generated final prompt. Also, DialPrompt allows users to actively influence the outcome based on their specific visual preferences, thereby granting them greater control over the prompt generation process. Our con-

tributions are summarized as follows:

- We identified 15 essential dimensions for high-quality TIS prompts from advanced users, which can guide prompt engineering for TIS and lead to better visual effects of images, as indicated by DialPrompt’s competitive generated image quality, outperforming existing TIS prompt generation models and general-purpose LLMs.
- We proposed and validated a novel user-centric paradigm for TIS prompt generation that significantly enhances user experiences (with the ratings improved by 46.5%) by allowing for more interpretable and personalized image creation processes.
- We open-sourced a high-quality dataset containing over 500 multi-turn dialogues for creating user-desired TIS prompts, facilitating future user-centric research.

Related Work

Prompt Engineering in TIS

Despite various architectures of TIS models proposed by researchers, such as autoregressive models (Ramesh et al. 2021), adversarial networks (Sauer et al. 2023) and diffusion models (Rombach et al. 2022), due to the relatively limited capacity of text encoders (such as the CLIP text encoder in SD (Radford et al. 2021a)), they are still sensitive to quality of input prompts. The aim of prompt engineering in TIS is to organize prompts that achieve appealing visual effects of generated images. Since a TIS model was trained with a specific style of prompts, the philosophy of writing model-preferred prompts can be manually summarized, either by providing templates (Pavlichenko and Ustalov 2023) or magical keywords (Oppenlaender 2023; Liu and Chilton 2022). However, it still requires significant efforts for inexperienced users to choose suitable templates and master the keywords. To ease user’s burden, by learning from vast exemplary prompts, various automatic TIS prompt generation models are proposed. Despite different training paradigms, they can be categorized into two classes in term of user experiences. The first is prefix-based, where user inputs a short prefix of their desired prompt and the model completes the prompt (Rosenman, Lal, and Howard 2024; Datta et al. 2023; Hao et al. 2024). The second is instruct-based, where user inputs an instruction conveying their core ideas of creation and the model responds with a optimized prompt (Mañas et al. 2024; Cao et al. 2023; Hei et al. 2024).

Our work differs from existing approaches mainly in the user-machine interaction logic. Through a multi-turn dialogue, even novice users can be guided through in the optimization of prompt and fully express their preferences.

User-centric AI

The aim of user-centric AI is to build explainable AI systems that users can understand, trust, and effectively manage (Wang et al. 2019). Various designing philosophies are proposed to achieve towards user-centric AI, including visual designing such as user interfaces (Kim et al. 2023; Feng et al. 2023), and procedure designing such as dialogue systems (Cui et al. 2023; Dong et al. 2024). Among them, the

technique of reverse question answering (QA) is of particular interest (Yin et al. 2019; Yao et al. 2022). In stead of answering user’s questions, reverse QA systems ask user a series of questions in order to collecting preferences, thereby making the AI decision-making process more explainable and customized. Our work can be seen as a pioneering attempt to apply reverse QA into the field of TIS prompt generation to improve user-centricity.

Methodology

Advanced User Observation

The objective of DialPrompt is to enhance the interpretability and interactivity of TIS prompt generation by engaging users in a guided, step-by-step dialogue to capture their preferences. A critical prerequisite of this process involves identifying the key dimensions that define a high-quality TIS prompt. We achieved this goal by mining wisdom from advanced players of TIS models. Our initial dataset was sourced from lexica.art¹, a widely used platform for discovering SD images and prompts created and shared by experienced users. This platform can provide a comprehensive view of current best practices in TIS prompt engineering. We began with a publicly available dataset from Hugging Face², which includes 70k advanced SD prompts collected from lexica.art, along with corresponding user instructions generated by LLMs. To enhance the dataset’s utility, we performed semantic clustering to remove redundant entries, ultimately refining it to a representative subset of around 5k pairs of user instructions and TIS prompts.

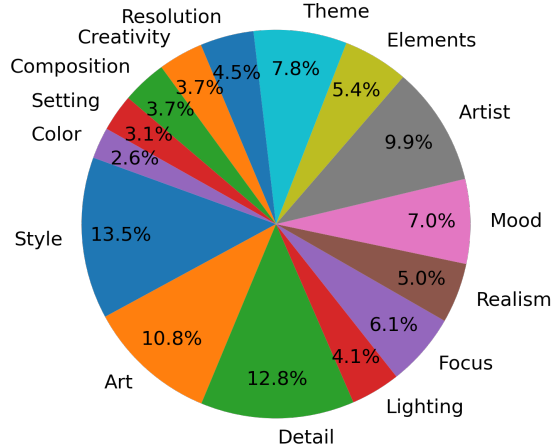


Figure 2: Occurrence distribution of 15 extracted dimensions in 5k advanced TIS prompts.

We then actively work with a group of language experts, which are from the language service center of a top-tier corporation, and conducted a manual study on specific elements in the 5k TIS prompts. These prompts were evenly assigned to each language expert, who was asked to review

¹<https://lexica.art/>

²https://huggingface.co/datasets/MadVoyager/stable_diffusion_instructional_dataset

the prompts and summarize key dimensions appeared in the prompts. After discussion with experts, we aggregated them into 4 major categories and 15 specific dimensions that are essential for crafting high-quality TIS prompts. The distribution of occurrences for these extracted dimensions within the 5k advanced TIS prompts is shown in the Fig. 2. Details of the extracted categories and dimensions are listed below:

- **Artistic Elements and Techniques:** This category encompasses the core components and methods of creating art, including **Style** (the visual appearance and artistic influences), **Art** (the various forms and media used), **Detail** (intricate aspects that enhance realism), and **Composition** (the arrangement of elements for visual balance).
- **Creative Expression:** This kind is focused on how artists convey ideas and emotions, including **Creativity** (innovation and uniqueness in art), **Theme** (the central subject guiding the narrative), and **Mood** (the emotional tone set by the artwork).
- **Visual Impact:** This group covers factors that influence the viewer’s perception, such as **Lighting** (use of light to affect atmosphere), **Focus** (primary points of interest), **Realism** (accuracy and lifelikeness), and **Color** (use of hues for emotional expression).
- **Context and Quality:** Background and quality of the artwork, including **Setting** (temporal and spatial context), **Resolution** (clarity and detail level), **Elements** (basic visual components like shapes and textures), and the **Artist** (whose style and skill shape the work).

Algorithm 1: GPT-4o’s Workflow of Dialogue Construction from Instruction-Prompt Pairs

- 1: **Input:** User Instruction Set $P_n = \{p_{n_1}, p_{n_2}, \dots, p_{n_N}\}$, Advanced Prompt Set $P_a = \{p_{a_1}, p_{a_2}, \dots, p_{a_N}\}$, Optimization Dimension Set $K = \{k_1, k_2, \dots, k_m\}$.
- 2: **for each** $(p_{n_i}, p_{a_i}) \in (P_n, P_a)$ **do**
- 3: **Step 1:** Compare dimension-specific differences
- 4: $\Delta_i = \text{diff}(p_{a_i}, p_{n_i})$.
- 5: **Step 2:** Identify optimized dimensions
- 6: $K_i = \{k \in K \mid \Delta_{i,k} > \epsilon_k\}$.
- 7: **for each** $k \in K_i$ **do**
- 8: **Step 3:** Compose a query Q_k to user for dimension k with optimization options.
- 9: **end for**
- 10: **Step 4:** Convert (p_{n_i}, p_{a_i}) into dialogue format using composed queries $\{Q_k\}, k \in K$.
- 11: **end for**
- 12: **Output:** Optimized dialogue format prompts in the form:
- 13: $\{(User: d_{n_1}, System: d_{a_1}), \dots, (User: d_{n_N}, System: d_{a_N})\}$.

These dimensions represent the key aspects that a high-quality TIS prompt should effectively address, thereby can guide through our construction of training dataset of DialPrompt. To mine a high-quality subset of TIS prompts, we established a filtering policy whereby any prompt that demonstrates enhancements in at least 5 of these dimensions is preserved. Language experts were then asked to manually label the dimensions in the 5k prompts and filter the unqualified ones, leading to a final selection of 596 high-quality advanced TIS prompt along with user instructions. These 596

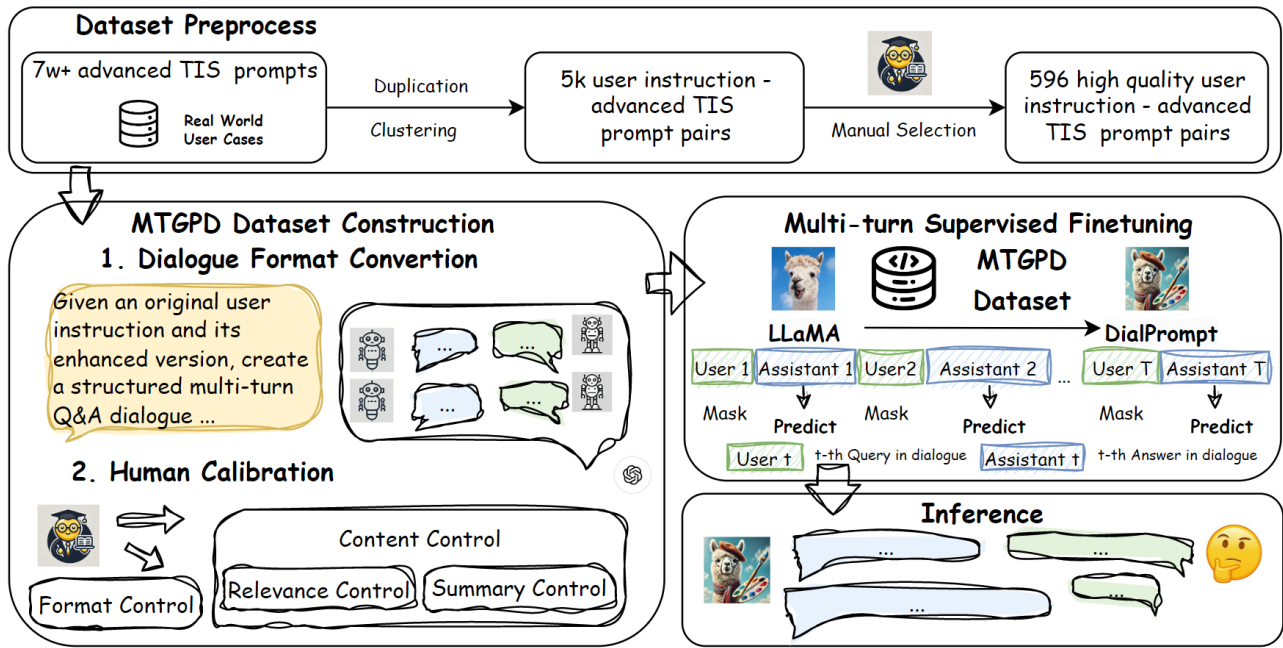


Figure 3: Illustration on the dataset construction, training and inference of DialPrompt.

high-quality data entries will serve as base for the generation of multi-turn dialogues for TIS prompt generation.

Construction of MTGPD

Based on the curated 596 high-quality pairs, we propose a multi-turn guidance prompt dataset (MTGPD). Each sample in the dataset is a representative dialogue between user and AI assistant, where the AI assistant proactively asking users step-by-step questions to fulfill the initial user request and construct an final TIS prompt optimized in the 15 key dimensions as discussed above.

As shown in Fig. 3, the construction of MTGPD is comprised of two primary components: Dialogue Format Conversion and Human Calibration. These components work synergistically to ensure that each dialogue in MTGPD is of the highest quality, both in terms of structure and content.

Dialogue Format Conversion. The Dialogue Format Conversion process is designed to transform the 596 high-quality pairs of user instruction and advanced TIS prompt into a dialogue format. We use the assistance of GPT-4o (Achiam et al. 2023) to automation this dialogue generation task, with the workflow formally outlined in Algorithm 1. The original prompt used for GPT-4o is in Appendix A.

As shown in Algorithm 1, we utilize the previously extracted 15 key optimization dimensions as the foundation for the dialogue construction process. For each pair of user instruction and advanced TIS prompt, the user instruction is input as the start of a conversation. In each round, the user is presented with options corresponding to a specific optimization dimension within those in the corresponding advanced TIS prompt. The user selects their desired options, gradually refining the TIS prompts. After all dimensions existed in the

advanced TIS prompts are discussed, the user terminates the conversation by “Please summarize the prompt for me” and the assistant summarizes the final TIS prompt.

Human Calibration. To ensure the generated dialogue data meets high-quality standards, we implemented a Human Calibration process, which is critical for quality control. This process consists of three key steps:

(1) *Format Control*: To ensure that the generated dialogue data adheres strictly to a one-query-one-answer structure, avoiding instances where one party speaks multiple times consecutively, all generated dialogues undergo a rigorous format check. If any instances of consecutive speaking are detected, the dialogues are either corrected or excluded.

(2) *Relevance Control*: To guarantee that the generated dialogue content is closely aligned with the topic, a semantic analysis is conducted on the generated dialogues to filter out content that does not contribute to the improvement of prompt quality, such as mutual compliments or expressions of thanks. Only content directly related to the optimization of the TIS prompt is retained.

(3) *Summary Control*: To assure the completion, each constructed dialogue should include a final optimized prompt, marking the end of the conversation. If in the final round of dialogue, a summary of TIS prompt is not generated, the dialogue will be manually inspected and corrected.

These processes ensure that the dataset is both structurally consistent and content-rich, thereby optimizing the performance and reliability of the model during training. The statistic of the final curated 596 dialogues in the MTGPD dataset is listed in Table 1.

Statistics of Average tokens of dialogues		
Per user message		9.91
Per assistant message		28.26
Statistics of Average round of dialogues		6.16
Prompt Optimize Dimensions		
Style	Art	Detail
Creativity	Theme	Lighting
Focus	Realism	Setting
Mood	Resolution	Artist
Composition	Color	Elements
Average Number of Dimensions Per Dialogue		6.99

Table 1: Statistics of MTGPD

Multi-Turn Supervised Fine-Tuning of DialPrompt

For the training of DialPrompt, we developed a fine-tuning process specifically designed for our curated multi-turn dialogue dataset. This dataset provides rich conversational examples that allows the model to learn how to offer step-by-step guidance to users in optimizing TIS prompts across multiple key optimization dimensions. The fine-tuning process incorporates a *multi-turn loss function* (Zheng et al. 2024b), as illustrated in Figure 3. During the training process, for a given dialogue sample from the MTGPD dataset, we apply a masking strategy to the user input. Dialprompt is then tasked with predicting only the assistant’s responses. In the final loss computation, the total loss is calculated as the average of the cross-entropy losses for the predicted words in each assistant response throughout the conversation. This training strategy allows an efficient learning of assistant behaviors from the training sample by avoiding overly segmentation of multi-turn dialogues.

Experiments

Experimental Setting

Implementation Details. The experiments are conducted on 8 NVIDIA A100 GPUs. In our implementation of DialPrompt, the MTGPD dataset is randomly split into a training set and a test set by a ratio of 9:1. DialPrompt is then trained on the training set for 10 epochs, with a learning rate of 1×10^{-4} , and a batch size of 16. The model is initialized from LLaMA3-8B-Instruct (Dubey et al. 2024). Stable Diffusion 3 Medium (Esser et al. 2024) is utilized as the TIS model in the main experiments.

User Preference Simulation. Given the multi-turn nature of DialPrompt, the generation of final TIS prompts require the other end of the dialogue, which is the participation of users. In mainstream multi-turn evaluation, the behavior of user end is fixed and irrelevant to AI responses, mostly asking pre-designed follow-up questions (Zheng et al. 2024a). However, in the evaluation of DialPrompt, user needs to express their preferences on the suggestions and choices proposed by DialPrompt in each round of dialogue, which is unpredictable. Thereby, in addition to human evaluation, we also utilize GPT-4o-mini (Achiam et al. 2023) as an agent to enable an efficient user preference simulation. The prompt used in simulation for GPT-4o-mini is listed in Appendix B.

To ensure the convergence of dialogues and avoid possible biases, the behavior of the agent is strictly prompted as following: (1) start the dialogue by querying with a user input in the test set; (2) respond with a random preference during the dialogue and (3) end the dialogue by asking for summarizing the prompt after a maximum number N of turns (We use $N=5$, approaching the average dialogue length in Table 1).

Evaluation Dataset. In addition to the split test set from our MTGPD (which contains 60 samples and is denoted as MTGPD60), which is sourced from Lexica.art, another open-source TIS test set is also involved as an out-of-domain evaluation of DialPrompt. The out-of-domain test set, denoted as PP200, contains 200 prompts sampled from PartiPrompts (Yu et al. 2022), which is designed to represent a wide range of topics, including different domains and features of language. For MTGPD60, we use the user instructions as the original user input to conduct TIS prompt generation. For PP200, we keep the prompts short by sampling only from the categories of Basic and Simple Detail, and directly use the short prompts as the user input prefix of prompt generation.

Image Quality Evaluation

After obtaining the generated TIS prompts using DialPrompt or other methods, we input them into Stable Diffusion-v3 (Esser et al. 2024) to acquire the synthetic images. We then evaluate the quality of these images, which can reflect the overall quality of generated prompts.

Evaluation Metrics. In the evaluation, We consider two dimensions of an image: *fidelity* and *aesthetic*. The dimension of *fidelity* measures the degree to which the synthetic image reflects what the input prompt describes. As naive prompts often lead to deviated output images, an advanced prompt should steadily produce relevant images. Thus, we use CLIP Score (Radford et al. 2021b) as the metric of *fidelity*, which measures the semantic consistency between the textual prompt and the produced image. For *aesthetic*, we use Aesthetic Score (Schuhmann et al. 2022), which is a CLIP-based model trained on human aesthetic feedbacks to predict aesthetic score of images.

Baselines. We consider two groups of baselines: (1) **TIS Prompt Models.** We compare DialPrompt with three prefix-based approaches: PromptGen³, PromptExpansion (Datta et al. 2023) and MagicPrompt (Cao et al. 2023), plus BeautifulPrompt (Cao et al. 2023), which is a recent instruction-based model built upon LLMs. (2) **General-purpose LLMs.** Since most general-purpose proprietary LLMs nowadays are powerful in performing the task of prompt engineering (Liu et al. 2024a) and possess multimedia capabilities, we also include GPT-4o (Achiam et al. 2023), GPT-3.5-turbo (Ouyang et al. 2022), GPT-4-turbo (Achiam et al. 2023) and Claude-3.5-Sonnet (Anthropic 2024) in the evaluation, by directly instructing the LLMs to output an optimized prompt for Stable Diffusion.

³<https://github.com/AUTOMATIC1111/stable-diffusion-webui-promptgen>

Method	In-domain (MTGPD60)		Out-of-domain (PE200)	
	CS	AS	CS	AS
Original	0.264	5.913	0.281	5.542
General-purpose LLMs				
GPT-3.5-turbo	0.302	6.169	0.284	5.579
GPT-4-turbo	0.287	6.311	0.286	5.569
GPT-4o	0.306	6.236	0.296	5.728
Claude-3.5-Sonnet	0.280	6.157	0.288	5.600
DialPrompt (ours)	0.287	6.578	0.284	6.263
TIS Prompt Models				
PromptGen	0.265	5.925	0.271	5.376
PromptExpansion	0.267	5.932	0.276	5.585
MagicPrompt	0.255	6.000	0.278	5.531
BeautifulPrompt	0.263	6.528	0.255	6.173
DialPrompt (ours)	0.287	6.578	0.284	6.263

Table 2: Image quality scores on the in-domain test set and the out-of-domain test set. *CS* and *AS* stands for CLIP Score and Aesthetic Score. Best scores in each group are in *bold*. *Original* is images generated from original user inputs.

Result. As shown in Table 2, DialPrompt not only significantly improves the image quality of original user inputs, but also outperforms that of existing TIS prompt models in all test cases. DialPrompt’s advantage indicates its competitive TIS prompt optimization ability, which can lead to stable and visually-appealing images. For the comparison with general-purpose LLMs, despite curated with far less data and training pipelines, DialPrompt still outperforms existing LLMs in Aesthetic Score and achieves a comparable performance in CLIP Score. The enhancement in Aesthetic Score can be attributed to the comprehensive prompt optimization dimensions in the training data of DialPrompt, while the advantage in CLIP Score is a result of a more profound comprehension of user requests through multi-turn dialogues. Visualized cases are included in Appendix D.

User Experience Evaluation

In this section, we conduct a quantitative analysis on the user-centric experience provided by DialPrompt. To enable an efficient evaluation, both automatic (by GPT-4) and manual evaluation approach are utilized.

Evaluation Protocol. We define the following key dimensions of user experience to evaluate the extent of user-centricity an AI assistant demonstrates during interactions with users:

- *Clarity*: Language and layout clarity of AI’s responses that allows users easily understanding generated content.
- *Richness*: Richness of the AI recommended aesthetic elements in the dialogue where user can choose.
- *Helpfulness*: Degree to which AI can understand user’s requirement and gives helpful guidance in dialogue.

Each evaluation dimension receives a score on a scale of 1 to 10, where a higher score indicates better performance.

GPT-4 Evaluation. Following recent studies that utilize GPT-4 for evaluating LLM’s capability (Liu et al. 2024b), we compose a prompt based on the above evaluation criterion to request evaluation results from GPT-4o (See Appendix C for the full prompt). In addition to scores from the three dimension, GPT-4o is also requested to output an overall score and a reason (to mitigate hallucination). The evaluation is comparison-based. GPT-4o is asked to compare user interaction processes from two AI assistants, given the dialogue records for every sample in the MTGPD60 test set. In the evaluation, we keep one of the assistant as the reference dialogues in MTGPD60 test set, which are human-calibrated, and the other assistant as the method to be tested. To mitigate biases, the final rating is the average of two tests, with the input order of the two assistants swapped. For the baselines, in addition to existing TIS prompt generation approaches, we also include general-purpose LLMs, since they also possess multi-medial and dialogue abilities.

Method	Clarity	Richness	Helpfulness	Overall
Reference Dialogue	8.67	8.48	8.67	8.65
PromptGen	2.58	2.09	2.50	2.50
PromptExpansion	3.50	2.78	3.47	3.35
MagicPrompt	3.45	2.79	3.46	3.30
BeautifulPrompt	4.10	3.15	3.86	3.79
Claude-3.5-Sonnet	6.05	4.08	5.13	5.06
GPT-3.5-turbo	6.23	4.25	5.26	5.25
GPT-4o	6.17	4.13	5.14	5.15
DialPrompt (ours)	7.81	7.57	7.72	7.69

Table 3: User-centricity score of different methods that generate TIS prompts for users. All reported scores for method *X* are from *X* v.s. reference, except that the scores for reference dialogue are from DialPrompt v.s. reference.

The results are shown in Table 3. Due to their superior language abilities, general-purpose LLMs receive higher user-centricity scores than existing TIS prompt generation approaches. Nevertheless, DialPrompt outperforms both general-purpose LLMs and other prompt generation models in terms of Clarity, Richness and Helpfulness, indicating an advantage in achieving interpretable and interactive user experiences. Moreover, the overall rating of DialPrompt (7.69) reaches 88.9% of the human-calibrated reference dialogues (8.65), which suggests DialPrompt’s outstanding capabilities of user-centric TIS prompt generation.

Human User Evaluation. Despite remarkable ratings given by LLMs, evaluations directly from human are irreplaceable. For this task, we recruited 19 well-educated volunteers with different backgrounds, which can be categorized into three groups. Group A contains seven professional visual designers from the design center of a top-tier corporation. They use TIS models such as SD to aid designing, and compose TIS prompts manually without tool assistance. Group B consists of six developers who are experienced users of TIS models. Around half of them have AI background and tried automatic prompt engineering. Group C are six amateur users who do not regularly use TIS models and are hardly exposed to prompt engineering technologies.

Each reviewer is asked to independently conduct at least 10 fully completed dialogues with DialPrompt, acquiring optimized TIS prompts for different images that they desire. Then, they rate on Clarity, Richness and Helpfulness after their experiences with DialPrompt, according to the same criteria discussed in previous sections. We did not require image generation and the specific TIS model to use if they desire images. There is no overlap between volunteers and authors.

Reviewers	Clarity	Richness	Helpfulness
Group A (Designer)	8.71	6.71	7.71
Group B (Developer)	8.33	7.33	6.50
Group C (Amateur)	7.58	7.83	7.50
Average	8.21	7.29	7.24

Table 4: Average scores from human reviewers after at least 10 completed dialogues with DialPrompt.

The human evaluation result on DialPrompt is shown in Table 4. The average scores in the three dimensions are close to GPT-4 evaluations in Table 3, indicating a steady performance of DialPrompt. Among the three groups, visual designers from Group A give the lowest average scores in Richness and the highest scores in Helpfulness, which suggests that the dialogue-based guidance from DialPrompt is an encouraging paradigm to optimize their workflow of art designing, but the richness of aesthetic elements is still not so satisfying from the angle of professional designers. In contrast, developers from Group B rate the two dimensions reversely. In stead of focusing on aesthetic elements, their behaviors during the dialogues are more flexible, and are not limited to linear dialogue flows, leading to a lower Helpfulness. For Group C, the amateur users give balanced scores for the three dimensions. This is in line with the original intention of DialPrompt, which is improving the experience of novice users in composing high-quality TIS prompts.

User Feedback. In addition to ratings, we also collect feedbacks from human reviewers. One of the reviewer commented: “The dialogue style of DialPrompt is helpful. Based on the questions raised by DialPrompt, I can refine the specific scenarios I want to generate. I am glad to see the final image based on my own idea, and it is clear how the prompt is created.” Another said: “The recommended prompt elements are very professional, and can use as a reference in designing.” And another commented: “This tool can save the day for new users of SD. The AI offers easy-to-read suggestions on multiple angles that can optimize the prompt, making the image more visually pleasant.”

We also receive suggestions from reviewers. Several reviewers commented that the dialogue flow is designed to be too linear and users should be allowed to interact more with the AI, such as asking for further details and conducting open-domain discussions. Another frequent comment is to visualize the suggested prompt in each round of dialogue for a better understanding of the optimization process. These feedbacks and suggestions shed light on future directions of our work, such as incorporating reinforcement learning and

multi-media training.

Ablation Study

Method	CLIP Score	Aesthetic Score
Original	0.264	5.913
+Single-turn	0.250	6.522
+Multi-turn	0.287	6.578

Table 5: Image quality tested on MTGPD60 with different training styles.

Different Training Styles. Instead of utilizing the full multi-turn dialogues in MTGPD as training data, we keep only the initial user query and the final optimized prompt in the dataset to train a single-turn TIS prompt model. As shown in Table 5, this single-turn model still significantly improves the Aesthetic Score of images from original user inputs, which suggests the effectiveness of the mining and cleaning process in the construction of MTGPD. Compared with single-turn, the multi-turn model improves largely in CLIP Score. Through multi-turn interaction with users, the TIS prompt generation process forms a step-by-step chain-of-thought (Wei et al. 2022), thereby decreasing hallucinations and increasing the stability of LLM performance.

TIS Model	Original		DialPrompt	
	CS	AS	CS	AS
LDM	0.278	6.122	0.296	6.741
SD-v1.5	0.267	5.213	0.273	6.204
SD-v2	0.275	6.134	0.294	6.682
SDXL	0.271	6.119	0.295	6.700
SD-v3	0.264	5.913	0.287	6.578

Table 6: Image quality of original user input and DialPrompt tested on MTGPD60 with different TIS models.

Different TIS models. We test the same prompt on a series of different TIS models: LDM (Rombach et al. 2022), SD-v1.5 (Rombach et al. 2022), SD-v2 (Rombach et al. 2022), SDXL (Podell et al. 2024) and SD-v3 (Esser et al. 2024). As shown in Table 6, images generated from DialPrompt’s optimized prompts continuously outperforms that from original user inputs, indicating a strong transferability of DialPrompt to different TIS models.

Conclusion

In this paper, we seek to improve the user-centricity in TIS prompt engineering by proposing DialPrompt, a novel dialogue-based TIS prompt generation model. DialPrompt not only shows advantages in improving the quality of synthetic images, but also provide a unique user experience through multi-turn guidance. Our user evaluation demonstrate that DialPrompt can not only assist novice users to easily optimize TIS prompt with their own ideas, but also aid

professionals in their designing work through a comprehensive recommendation of aesthetic elements. Future work includes improving the flexibility of dialogues by incorporating reinforcement learning and increasing the prompt quality through multi-media training.

References

- Achiam, J.; Adler, S.; Agarwal, S.; Ahmad, L.; Akkaya, I.; Aleman, F. L.; Almeida, D.; Altschmidt, J.; Altman, S.; Anadkat, S.; et al. 2023. Gpt-4 technical report. *arXiv preprint arXiv:2303.08774*.
- Anthropic, A. 2024. The claude 3 model family: Opus, sonnet, haiku. *Claude-3 Model Card*.
- Cao, T.; Wang, C.; Liu, B.; Wu, Z.; Zhu, J.; and Huang, J. 2023. BeautifulPrompt: Towards Automatic Prompt Engineering for Text-to-Image Synthesis. In *Proceedings of the 2023 Conference on Empirical Methods in Natural Language Processing: Industry Track*, 1–11.
- Cui, X.; Li, Z.; Li, P.; Hu, Y.; Shi, H.; Cao, C.; and He, Z. 2023. ChatEdit: Towards Multi-turn Interactive Facial Image Editing via Dialogue. In *Proceedings of the 2023 Conference on Empirical Methods in Natural Language Processing*, 14567–14583.
- Datta, S.; Ku, A.; Ramachandran, D.; and Anderson, P. 2023. Prompt expansion for adaptive text-to-image generation. *arXiv preprint arXiv:2312.16720*.
- Dong, Z.; Liu, X.; Chen, B.; Polak, P.; and Zhang, P. 2024. Musechat: A conversational music recommendation system for videos. In *Proceedings of the IEEE/CVF Conference on Computer Vision and Pattern Recognition*, 12775–12785.
- Dubey, A.; Jauhri, A.; Pandey, A.; Kadian, A.; Al-Dahle, A.; Letman, A.; Mathur, A.; Schelten, A.; Yang, A.; Fan, A.; et al. 2024. The Llama 3 Herd of Models. *arXiv preprint arXiv:2407.21783*.
- Esser, P.; Kulal, S.; Blattmann, A.; Entezari, R.; Müller, J.; Saini, H.; Levi, Y.; Lorenz, D.; Sauer, A.; Boesel, F.; Podell, D.; Dockhorn, T.; English, Z.; and Rombach, R. 2024. Scaling Rectified Flow Transformers for High-Resolution Image Synthesis. In *Forty-first International Conference on Machine Learning*.
- Feng, Y.; Wang, X.; Wong, K. K.; Wang, S.; Lu, Y.; Zhu, M.; Wang, B.; and Chen, W. 2023. Promptmagician: Interactive prompt engineering for text-to-image creation. *IEEE Transactions on Visualization and Computer Graphics*.
- Hao, Y.; Chi, Z.; Dong, L.; and Wei, F. 2024. Optimizing prompts for text-to-image generation. *Advances in Neural Information Processing Systems*, 36.
- Hei, N.; Guo, Q.; Wang, Z.; Wang, Y.; Wang, H.; and Zhang, W. 2024. A User-Friendly Framework for Generating Model-Preferred Prompts in Text-to-Image Synthesis. In *Proceedings of the AAAI Conference on Artificial Intelligence*, volume 38, 2139–2147.
- Kim, S.; Ko, T.; Kwon, Y.; and Lee, K. 2023. Designing interfaces for text-to-image prompt engineering using stable diffusion models: a human-AI interaction approach. In *IASDR 2023: Life-Changing Design*.
- Ko, H.-K.; Park, G.; Jeon, H.; Jo, J.; Kim, J.; and Seo, J. 2023. Large-scale text-to-image generation models for visual artists’ creative works. In *Proceedings of the 28th International Conference on Intelligent User Interfaces*, 919–933.
- Liu, V.; and Chilton, L. B. 2022. Design guidelines for prompt engineering text-to-image generative models. In *Proceedings of the 2022 CHI Conference on Human Factors in Computing Systems*, 1–23.
- Liu, V.; Qiao, H.; and Chilton, L. 2022. Opal: Multimodal image generation for news illustration. In *Proceedings of the 35th Annual ACM Symposium on User Interface Software and Technology*, 1–17.
- Liu, Y.; Tao, S.; Meng, W.; Wang, J.; Ma, W.; Chen, Y.; Zhao, Y.; Yang, H.; and Jiang, Y. 2024a. Interpretable online log analysis using large language models with prompt strategies. In *Proceedings of the 32nd IEEE/ACM International Conference on Program Comprehension*, 35–46.
- Liu, Y.; Tao, S.; Zhao, X.; Zhu, M.; Ma, W.; Zhu, J.; Su, C.; Hou, Y.; Zhang, M.; Zhang, M.; Ma, H.; Zhang, L.; Yang, H.; and Jiang, Y. 2024b. CoachLM: Automatic Instruction Revisions Improve the Data Quality in LLM Instruction Tuning. In *2024 IEEE 40th International Conference on Data Engineering (ICDE)*, 5184–5197.
- Mañas, O.; Astolfi, P.; Hall, M.; Ross, C.; Urbanek, J.; Williams, A.; Agrawal, A.; Romero-Soriano, A.; and Drozdal, M. 2024. Improving text-to-image consistency via automatic prompt optimization. *arXiv preprint arXiv:2403.17804*.
- Oppenlaender, J. 2023. A taxonomy of prompt modifiers for text-to-image generation. *Behaviour & Information Technology*, 1–14.
- Ouyang, L.; Wu, J.; Jiang, X.; Almeida, D.; Wainwright, C.; Mishkin, P.; Zhang, C.; Agarwal, S.; Slama, K.; Ray, A.; et al. 2022. Training language models to follow instructions with human feedback. *Advances in Neural Information Processing Systems*, 35: 27730–27744.
- Pavlichenko, N.; and Ustalov, D. 2023. Best prompts for text-to-image models and how to find them. In *Proceedings of the 46th International ACM SIGIR Conference on Research and Development in Information Retrieval*, 2067–2071.
- Podell, D.; English, Z.; Lacey, K.; Blattmann, A.; Dockhorn, T.; Müller, J.; Penna, J.; and Rombach, R. 2024. SDXL: Improving Latent Diffusion Models for High-Resolution Image Synthesis. In *The Twelfth International Conference on Learning Representations*.
- Radford, A.; Kim, J. W.; Hallacy, C.; Ramesh, A.; Goh, G.; Agarwal, S.; Sastry, G.; Askell, A.; Mishkin, P.; Clark, J.; et al. 2021a. Learning transferable visual models from natural language supervision. In *International conference on machine learning*, 8748–8763. PMLR.
- Radford, A.; Kim, J. W.; Hallacy, C.; Ramesh, A.; Goh, G.; Agarwal, S.; Sastry, G.; Askell, A.; Mishkin, P.; Clark, J.; et al. 2021b. Learning transferable visual models from natural language supervision. In *International conference on machine learning*, 8748–8763. PMLR.

- Ramesh, A.; Pavlov, M.; Goh, G.; Gray, S.; Voss, C.; Radford, A.; Chen, M.; and Sutskever, I. 2021. Zero-shot text-to-image generation. In *International Conference on Machine Learning*, 8821–8831. PMLR.
- Rombach, R.; Blattmann, A.; Lorenz, D.; Esser, P.; and Ommer, B. 2022. High-resolution image synthesis with latent diffusion models. In *Proceedings of the IEEE/CVF conference on computer vision and pattern recognition*, 10684–10695.
- Rosenman, S.; Lal, V.; and Howard, P. 2024. NeuroPrompts: An Adaptive Framework to Optimize Prompts for Text-to-Image Generation. In *Proceedings of the 18th Conference of the European Chapter of the Association for Computational Linguistics: System Demonstrations*, 159–167.
- Sauer, A.; Karras, T.; Laine, S.; Geiger, A.; and Aila, T. 2023. Stylegan-t: Unlocking the power of gans for fast large-scale text-to-image synthesis. In *International conference on machine learning*, 30105–30118. PMLR.
- Schuhmann, C.; Beaumont, R.; Vencu, R.; Gordon, C.; Wightman, R.; Cherti, M.; Coombes, T.; Katta, A.; Mullis, C.; Wortsman, M.; et al. 2022. Laion-5b: An open large-scale dataset for training next generation image-text models. *Advances in Neural Information Processing Systems*, 35: 25278–25294.
- Strobelt, H.; Webson, A.; Sanh, V.; Hoover, B.; Beyer, J.; Pfister, H.; and Rush, A. M. 2022. Interactive and visual prompt engineering for ad-hoc task adaptation with large language models. *IEEE transactions on visualization and computer graphics*, 29(1): 1146–1156.
- Wang, D.; Yang, Q.; Abdul, A.; and Lim, B. Y. 2019. Designing theory-driven user-centric explainable AI. In *Proceedings of the 2019 CHI conference on human factors in computing systems*, 1–15.
- Wei, J.; Wang, X.; Schuurmans, D.; Bosma, M.; Xia, F.; Chi, E.; Le, Q. V.; Zhou, D.; et al. 2022. Chain-of-thought prompting elicits reasoning in large language models. *Advances in Neural Information Processing Systems*, 35: 24824–24837.
- Weisz, J. D.; Muller, M.; He, J.; and Houde, S. 2023. Toward General Design Principles for Generative AI Applications. In *Joint Workshops on Human-AI Co-Creation with Generative Models and User-Aware Conversational Agents*.
- Yao, R.; Hou, L.; Yang, L.; Gui, J.; and Wu, O. 2022. Deep human answer understanding for natural reverse QA. *Knowledge-Based Systems*, 254: 109625.
- Yin, Q.; Luo, G.; Zhu, X.; Hu, Q.; and Wu, O. 2019. Semi-interactive attention network for answer understanding in reverse-QA. In *Advances in Knowledge Discovery and Data Mining: 23rd Pacific-Asia Conference, PAKDD 2019, Macau, China, April 14-17, 2019, Proceedings, Part II 23*, 3–15. Springer.
- Yu, J.; Xu, Y.; Koh, J. Y.; Luong, T.; Baid, G.; Wang, Z.; Vasudevan, V.; Ku, A.; et al. 2022. Scaling autoregressive models for content-rich text-to-image generation. *arXiv preprint arXiv:2206.10789*, 2(3): 5.
- Zamfirescu-Pereira, J.; Wong, R. Y.; Hartmann, B.; and Yang, Q. 2023. Why Johnny can’t prompt: how non-AI experts try (and fail) to design LLM prompts. In *Proceedings of the 2023 CHI Conference on Human Factors in Computing Systems*, 1–21.
- Zhang, L.; Chiang, W.-L.; Sheng, Y.; Zhuang, S.; Wu, Z.; Zhuang, Y.; Lin, Z.; Li, Z.; Li, D.; Xing, E.; et al. 2024a. Judging llm-as-a-judge with mt-bench and chatbot arena. *Advances in Neural Information Processing Systems*, 36.
- Zheng, Y.; Zhang, R.; Zhang, J.; Ye, Y.; Luo, Z.; Feng, Z.; and Ma, Y. 2024b. LlamaFactory: Unified Efficient Fine-Tuning of 100+ Language Models. In *Proceedings of the 62nd Annual Meeting of the Association for Computational Linguistics (Volume 3: System Demonstrations)*. Bangkok, Thailand: Association for Computational Linguistics.

Appendix A: Prompt Template for Dialogue Format Conversion via GPT-4

[System]
Given an original user instruction and its enhanced version, create a structured multi-turn Q&A dialogue that guides a user to refine their prompt for creating an aesthetically superior image. Here are notices:
1. The dialogue should start with the user's original instruction.
2. This instruction is for Stable Diffusion to generate images.
3. Questions focus on providing enrich information for user to choose based on the enhanced description.
4. With user's chosen options, assistant output a final enriched instruction which is similar to enhanced description or keep enhanced description as final output.
5. The dialogue should be ended with a enhanced version prompt for Stable Diffusion. When you output the enhanced version prompt, please add ###[BEGIN OF PROMPT] before the prompt, and ###[END OF PROMPT] after the prompt like this: ###[BEGIN OF PROMPT] 'lofi biopunk portrait of Shrek as a Disney Princess, Pixar style, by Tristan Eaton, Stanley 'Artgerm' Lau, and Tom Bagshaw.' ###[END OF PROMPT]
6. Please Generate the multi-turn Q&A dialogue with llama alpaca format of json file, the Role Name in each sample must be 'user' and 'assistant'.
7. In the last dialogue turn, you must add the summarize order for user content, like: 'user' : Artgerm and Greg Rutkowski. Please summarize the prompt for me now.
[User]
Please Generate the multi-turn Q&A dialogue with llama alpaca format of json file: **{Input Instruction-Prompt Pair}**

Appendix B: Prompt Template for User Preference Simulation via GPT-4






[System]
Assume you are a user who has a dialogue with a system which aims to enrich prompt for text to image generation, make suitable selection according to the option it provided without any biases, or ask it to combine all options based on your situation. your answer must be concise.
e.g. system: To create a more captivating image, would you like the portrait to be realistic or stylized? Your answer: Realistic, please. Or you can answer: A mix of both is ok.
[User]
{Input Dialogue}






Appendix C: Prompt Template for User Experience Evaluation via GPT-4

[The Start of Assistant 1's Dialogue]
{Input Dialogue 1}
[The End of Assistant 1's Dialogue]
[The Start of Assistant 2's Dialogue]
{Input Dialogue 2}
[The End of Assistant 2's Dialogue]
[System]
We would like to request you to compare on the performance of two AI assistants in the displayed multi-turn dialogues with the user, trying to recommend and build a proper Stable Diffusion prompt for the user. Please rate the user-friendliness of the two AI assistants, considering the Clarity, Richness and Helpfulness of the whole dialogue. (1) Clarity: to which degree the layout and language of AI's responses is organized and clear for users. (2) Richness: the richness of the AI recommended aesthetic elements that user can express preferences on in the dialogue. (3) Helpfulness: the degree to which the AI can understand user's requirement and give step-by-step guidance in the dialogue. Each dimension receives a score on a scale of 1 to 10, where a higher score indicates better performance. And also output an overall score of 1 to 10. Please first output two lines indicating the scores for Assistant 1 and 2, with each line containing only four values indicating the scores for overall, clarity, richness and helpfulness, respectively. The four scores are separated by space. In the subsequent line, please provide a comprehensive explanation of your evaluation, avoiding any potential bias and ensuring that the order in which the dimensions were presented does not affect your judgment.






Appendix D: Visualized Cases






Green Train

Raw	MagicPrompt	PromptExpansion	PromptGen	BeautifulPrompt
				
a green train coming down the tracks	a green train coming down the tracks from the earth on the left, a matte painting by Filip Hodas, featured on pixiv, metaphysical painting, catalism, deviantart hd, octane render	Could you draw a green train coming down the tracks?	Could you draw a green train coming down the tracks? You don't have to draw a green train. You can draw a green train.	majestic green train is rushing like a ghost in the illustration. The locomotive can be seen running very fast as it is speeding down the long and winding train track. The background has trees with flowers and the train is flying high over an epic landscape, realistic digital art






GPT-3.5-turbo	GPT-4-turbo	GPT-4o	Claude-3.5-Sonnet	DialPrompt (our)
				
Create a detailed illustration of a vibrant green train gracefully traveling down a scenic set of tracks, surrounded by lush greenery and a clear blue sky	A detailed, realistic green train moving down the tracks, with the train in motion, smoke billowing from the engine, surrounded by lush greenery and a clear sky in the background.	Create a vibrant illustration of a green train speeding down a scenic railway track, surrounded by lush greenery under a clear blue sky.	A vibrant green train moving swiftly down the tracks, with motion blur showing its speed. The scene is set in a lush countryside with clear skies and detailed surroundings, capturing the dynamic energy of the train in motion	A green train coming down the tracks, evoking a vintage, detailed atmosphere, with a soft, yet detailed approach. The scene is set in a countryside, under a sunset, with warm lighting. Inspired by Artgerm, the composition is a digital painting concept art, trending on ArtStation






Man Chasing Horse

Raw	MagicPrompt	PromptExpansion	PromptGen	BeautifulPrompt
				
draw a man chasing a horse	draw a man chasing a horse. Trending on Artstation	draw a man chasing a horse. Trending on Artstation	Could you draw a man chasing a horse? I can draw a man.	A hyperrealistic illustration of an old man running away from a large white horse, fantasy art






GPT-3.5-turbo	GPT-4-turbo	GPT-4o	Claude-3.5-Sonnet	DialPrompt (our)
				
Create a dynamic scene of a man energetically chasing a galloping horse across a vibrant landscape, capturing the sense of movement and emotion in the expressions and postures of both the man and the horse.	A man running after a galloping horse in an open field, with the horse slightly ahead, showing a sense of urgency and motion. The scene is set under a clear blue sky with some distant trees and grass swaying in the wind.	Create a dynamic scene of a man energetically pursuing a galloping horse through a sunlit meadow, capturing the motion and excitement with detailed expressions and flowing mane.	Depict a scene where a man is running after a galloping horse in an open field. The man appears determined and focused, reaching out towards the horse, while the horse is slightly ahead, moving swiftly with its mane flowing in the wind. The background shows a wide, grassy landscape under a clear sky, emphasizing the sense of speed and pursuit.	a man chasing a horse, Diablo 3, highly detailed, perfect lighting, high composition, digital painting, concept art, smooth, sharp focus, illustration, art by Artgerm and Derek Z and Greg Rutkowski.






A Smiling Man

Raw	MagicPrompt	PromptExpansion	PromptGen	BeautifulPrompt
				
Could you draw a smiling man	Could you draw a smiling man? Black and white cartoon. Trending on Artstation	Could you draw a smiling man? Comic book illustration, award winning on artstation	Could you draw a smiling man? I want you to know he is my friend.	could i imagine if i could dream of a woman, fantasy, realistic, full body portrait, highly detailed, artstation






GPT-3.5-turbo	GPT-4-turbo	GPT-4o	Claude-3.5-Sonnet	DialPrompt (our)
				
Create a vibrant illustration of a cheerful man with a broad smile, wearing a casual outfit, standing outdoors in a sunny park, surrounded by trees and flowers. The scene should convey joy and positivity	A cheerful man with a warm smile, standing against a simple background, with soft lighting highlighting his face and features	Create a detailed illustration of a cheerful man with a bright smile, showcasing vibrant colors and expressive features in a joyful setting	A smiling man with short, dark hair, wearing a casual shirt, standing against a neutral background. His expression is warm and friendly, with visible teeth and slightly crinkled eyes to emphasize the genuine nature of his smile.	Portrait of a smiling man with brown hair and blue eyes, realistic, portrait, highly detailed, digital painting, 8k, concept art, trending on ArtStation






Tree

Raw	MagicPrompt	PromptExpansion	PromptGen	BeautifulPrompt
				
Could you draw a tree?	Could you draw a tree? [smiling]	Could you draw a tree?	Could you draw a tree? You can't draw a tree.	A full shot of a very detailed amazing surreal artwork portrait, line Art, painting by Greg Rutkowski






GPT-3.5-turbo	GPT-4-turbo	GPT-4o	Claude-3.5-Sonnet	DialPrompt (our)
				
Create a highly detailed illustration of a majestic tree, showcasing its intricate bark texture, vibrant green leaves, and a dynamic play of light and shadow. Include a serene background with a clear blue sky and soft, dappled sunlight filtering through the branches	A large oak tree with sprawling branches, lush green leaves, and a textured bark, standing in a grassy field under a clear blue sky.	Create a detailed and vibrant illustration of a majestic tree, showcasing its intricate leaves, textured bark, and various shades of green, set against a serene landscape with soft sunlight filtering through the branches.	Create a detailed image of a tall tree with lush green leaves, a sturdy brown trunk, and branches extending outward. The tree should be set against a clear blue sky with a few clouds, with grass and small plants around its base.	a tree of life and death, in the style of Greg Rutkowski, Jesper Ejsing, with a dark, dramatic atmosphere, 35 mm grain, highly detailed, in a digital painting and concept art style, trending on ArtStation






Green Clock

Raw	MagicPrompt	PromptExpansion	PromptGen	BeautifulPrompt
				
Could you draw a green clock?	Could you draw a green clock? by Stanley Artgerm Lau, WLOP, Rossdraws, James Jean, Andrei Riabovitchev, Marc Simonetti, krenz cushart, Sakimichan, trending on	Could you draw a green clock? by Stanley Artgerm Lau, WLOP, Rossdraws, James Jean, Andrei Riabovitchev, Marc Simonetti, krenz cushart, Sakimichan, trending on	Could you draw a green clock? Draw a green clock.	There is one green clock and there is no alternative. The time that's come is never going to be altered, highly detailed illustration, 8k quality






GPT-3.5-turbo	GPT-4-turbo	GPT-4o	Claude-3.5-Sonnet	DialPrompt (our)
				
Create a detailed illustration of a vibrant green clock with intricate designs, showcasing its hour, minute, and second hands set at 10:10. Include a soft, blurred background for emphasis.	Draw a detailed, round green wall clock with black numerals and sleek hands, showing the time at 10:10. The clock has a glossy finish, with a subtle shadow behind it, set against a light, minimalistic background.	Create an artistic illustration of a vibrant green clock, incorporating intricate details and a unique design that highlights its green hue. The clock should be prominently featured against a contrasting background to enhance its visual appeal	A detailed close-up of a vibrant green clock with a sleek, modern design, showing the time clearly with sharp, well-defined hour and minute hands against a contrasting background.	A green clock, drawn by Artgerm, in the style of Greg Rutkowski, with soft lighting, against a detailed background, in a digital painting style






Capybara

Raw	MagicPrompt	PromptExpansion	PromptGen	BeautifulPrompt
				
Could you draw a capybara	draw a capybara alcohol ink on parchment, muted studio colors, shading, detailed, textured parchment background, 1950s concept art	draw a capybara	I drew a capybara. I drew a capybara. I drew a capybara. I drew a capybara. I drew a capybara.	A Capybara. By Makoto Shinkai, by James Gilleard, detailed, trending on artstation






GPT-3.5-turbo	GPT-4-turbo	GPT-4o	Claude-3.5-Sonnet	DialPrompt (our)
				
Create a highly detailed and vibrant illustration of a capybara in its natural habitat, showcasing its unique features and playful demeanor amidst lush greenery and tranquil water.	Create a detailed illustration of a capybara in a natural setting, showcasing its friendly demeanor and unique features, with lush greenery in the background and soft, warm lighting.	Please create a detailed and realistic illustration of a capybara in its natural habitat	Draw a detailed and realistic image of a capybara, showcasing its full body. The capybara should be in a natural environment, such as near a body of water with surrounding greenery. Ensure the fur texture, large round nose, and calm expression are clearly visible.	Capybara, light brown coat, soft, natural lighting, wide angle, extremely high detail, ultra realistic, concept art, HD, high details, 8k, inspired by artists like Artgerm, Greg Rutkowski, and Alphonse Mucha






Slices of Avocado on A Piece of Toast

Raw	MagicPrompt	PromptExpansion	PromptGen	BeautifulPrompt
				
Could you draw slices of avocado on a piece of toast?	draw slices of avocado on a piece of toast	slices of avocado on a piece of toast	draw slices of avocado on a piece of toast? by edgar maxence and caravaggio and michael wheelan and delacroix style, artistic, intricate drawing, light brazen, realistic fantasy, extremely detailed and beautiful aesthetic face, establishing shot, 8k resolution, dramatic lighting	Sliced avocado stuck to toast, fantasy, intricate, elegant, highly detailed, digital painting, artstation, concept art, smooth, sharp focus.






GPT-3.5-turbo	GPT-4-turbo	GPT-4o	Claude-3.5-Sonnet	DialPrompt (our)
				
Please draw slices of avocado arranged on a piece of toast.	Realistic drawing of fresh avocado slices neatly arranged on a perfectly toasted slice of bread, with detailed textures and vibrant colors.	Create a detailed illustration of perfectly ripe avocado slices gracefully arranged on a golden-brown piece of artisanal toast, showcasing vibrant colors and textures, with a soft-focus background of a rustic kitchen setting.	Create a detailed image of a piece of toast topped with several slices of ripe avocado, arranged neatly. The toast should have a slightly golden-brown, crispy texture, and the avocado slices should appear fresh and vibrant, with a smooth, creamy green surface.	slices of avocado on a piece of toast, D&D, fantasy, realistic, digital painting, concept art, matte, art by Artgerm, Greg Rutkowski, and Alphonse Mucha, soft, ethereal atmosphere, golden hour, cinematic, dramatic atmosphere, trending on ArtStation






A Girl Going to A Farm

Raw	MagicPrompt	PromptExpansion	PromptGen	BeautifulPrompt
				
Could you draw a girl going to a farm?	draw a girl going to a farm, chyperdetailed, 8k realistic, bright colors, trending on artstation	Could you draw a girl going to a farm? By Akira Yamaoka, Stanley Artgerm Lau, WLOP, Rossdraws, James Jean, Andrei Riabovitchev, Marc Simonetti, krenz cushart	A Girl with a cute face and flowing blonde hair sitting in front of the machine, she is doing an art action where her body can be painted and has hands, she would like to do something as dramatic as being painted on the side of the machine by which she could build lots of money.	Please sketch a girl walking through a lush farm setting.






GPT-3.5-turbo	GPT-4-turbo	GPT-4o	Claude-3.5-Sonnet	DialPrompt (our)
				
Create a highly detailed and vibrant illustration of a capybara in its natural habitat, showcasing its unique features and playful demeanor amidst lush greenery and tranquil water.	A young girl with braided hair and a straw hat, wearing a light summer dress and boots, happily walking towards a traditional farm with a red barn, wooden fence, and green fields in the background under a bright, sunny sky.	Create a vibrant illustration of a young girl joyfully exploring a picturesque farm, surrounded by lush green fields, colorful flowers, and friendly animals. Include details like a red barn in the background, clear blue skies, and the girl wearing a straw hat and a summer dress.	lush green fields, and she carries a basket filled with fresh produce, smiling as she heads towards the farmhouse. The sky is bright blue with fluffy white clouds.	realistic medium shot of a girl going to a farm, with soft, warm lighting, volumetric, godrays, vivid, beautiful, trending on artstation






A Compass Next to A Piece of Fruit

Raw	MagicPrompt	PromptExpansion	PromptGen	BeautifulPrompt
				
Could you draw a compass next to a piece of fruit?	Could you draw a compass next to a piece of fruit?	Could you draw a compass next to a piece of fruit?	Could you draw a compass next to a piece of fruit?	an intricate, detailed concept art of a piece of fruit with stunning scenery in front of it that looks like a compass

GPT-3.5-turbo	GPT-4-turbo	GPT-4o	Claude-3.5-Sonnet	DialPrompt (our)
				
Please draw a compass next to an apple.	A detailed compass placed beside a vibrant, ripe piece of fruit, such as an orange, on a simple, textured surface with natural lighting.	Create a highly detailed and vibrant illustration of a compass placed next to a colorful piece of fruit, focusing on the texture of the fruit and the intricate design of the compass.	A detailed close-up of a traditional compass placed beside a ripe, vibrant piece of fruit, like an apple or an orange, on a textured surface. The compass should have a metallic finish with clear markings, and the fruit should appear fresh and slightly glossy.	A compass next to a piece of fruit, vibrant apple with a shiny surface, highly detailed, photorealistic, digital painting, concept art, sharp focus, illustration

Waterfall

Raw	MagicPrompt	PromptExpansion	PromptGen	BeautifulPrompt
				
Could you draw a waterfall?	Could you draw a waterfall? by Studio Ghibli, Makoto Shinkai, by Artgerm, by WLOP, by Greg Rutkowski, volumetric lighting, octane render, 4K resolution, trending on artstation	Could you draw a waterfall?	Could you draw a waterfall? You can't draw a waterfall. You can't draw a waterfall.	A surrealist painting of a waterfall, a digital rendering by John Berkey, trending on Artstation, fantasy art, concept art, dramatic lighting

GPT-3.5-turbo	GPT-4-turbo	GPT-4o	Claude-3.5-Sonnet	DialPrompt (our)
				
Please create a detailed drawing of a majestic waterfall cascading down rocks.	A serene, tall waterfall cascading down rugged rocks into a clear, turquoise pool surrounded by lush, green forest with sunlight filtering through the trees.	Create a stunning, realistic illustration of a majestic waterfall cascading down a rocky cliff, surrounded by lush greenery and vibrant wildflowers, with a rainbow sparkling in the mist and sunlight filtering through the trees above.	A majestic waterfall cascading down a rugged cliff, surrounded by lush greenery, with mist rising from the base where the water meets the rocks. The sunlight filters through the trees, casting dappled shadows and creating a rainbow in the mist. The scene should feel serene and natural, with the sound of rushing water almost audible.	Create a serene and natural scene of a waterfall around, with a golden hour, set in a highly detailed and centered location, inspired by Greg Rutkowski and Alphonse Mucha. The artwork should feature Octane Render, with a high-definition, 8K resolution