

Colour-electric and colour-magnetic confinement

N.O. Agasian*, Z.V. Khaidukov*,⁺, M.S. Lukashov*, and Yu.A. Simonov*

*NRC “Kurchatov Institute”, Moscow 117259, Russia

⁺Moscow Institute of Physics and Technology, Dolgoprudny 141700, Moscow Region, Russia

August 26, 2024

Abstract

The basic properties of the confinement mechanism in QCD – the temperature dependence of the spatial and temporal string tensions ($\sigma_s(T)$ and $\sigma_E(T)$) – are studied in the framework of the Field Correlator Method (FCM). It is shown that both functions are connected respectively to the spatial and temporal parts of the vacuum gluon energy ϵ_s and ϵ_E which define their equal values at $T = 0$. However at $T > 0$ the spatial part is growing with T while the temporal part is destroyed by the hadronic pressure at $T = T_c$ (the deconfinement). Both properties are derived within the same method and are in a good agreement with the corresponding lattice data.

The confinement in QCD is the most intriguing phenomenon which ensures more than 90 percent of the visible mass in the Universe and makes the world around us such as we see it. We can investigate confinement with the help of the Field Correlator Method (FCM) [1–6], this is the theory in which the “Area law” between colour charges at zero temperature exists. Having such a basis, we can try to study the temperature dependence of QCD. To describe vacuum field correlators we need to decompose gluon field on the colorelectric (CE) and the colormagnetic (CM) parts E_i^a, H_i^a . At zero temperature $T = 0$ the behaviour of all physical quantities is expressed via the basic nonperturbative parameter – the string tension, which can have different values in the light-like σ_E and space-like σ_H areas, but at zero temperature $\sigma_E(T = 0) = \sigma_H(T = 0) = \sigma$. Very important role in FCM plays bilocal correlator (BC) of gluonic fields strength:

$$\frac{g^2}{N_c} \langle \text{tr}_f \Phi(y, x) F_{\mu\nu}(x) \Phi(x, y) F_{\lambda\rho}(y) \rangle \equiv D_{\mu\nu, \lambda\rho}(x, y). \quad (1)$$

From this moment we use $F_{\mu\nu} \equiv F_{\mu\nu}^a T^a$, $a = 1..N_f$, T^a - are generators of fundamental representation of $SU(N_c)$. In Eq. (1) symbol $\langle \rangle$ means averaging over Yang-Mills action $S = \frac{1}{4g^2} \int d^4x (F_{\mu\nu}^a)^2$, $F_{\mu\nu}^a = \partial_\mu A_\nu - \partial_\nu A_\mu + gf^{abc} A_\mu^b A_\nu^c$, $a = 1..N_c^2 - 1$, $\Phi(x, y) = P \exp(i \int_y^x A_\mu dz^\mu)$, $\mu = 1..4$ ¹ is the Wilson line in fundamental representation. We can write BC as follows:

$$D_{\mu\nu, \lambda\rho}(x, y) = (\delta_{\mu\lambda} \delta_{\nu\rho} - \delta_{\mu\rho} \delta_{\nu\lambda}) D(x - y) + \frac{1}{2} \left(\frac{\partial}{\partial x_\mu} (x - y)_\lambda \delta_{\nu\rho} + \text{perm.} \right) D_1(x - y), \quad (2)$$

$D(x - y)$, $D_1(x - y)$ - are scalar functions. We also can add index E or H² to D, D_1 , because $E_i = F_{0i}$, $H_i = \epsilon_{ijk} F^{jk} / 2$, $i = 1, 2, 3$ and $\langle EH \rangle = 0$. Functions $D^{E,H}(x)$, $D_1^{E,H}(x)$ define all confining QCD dynamics and in particular the string tensions:

$$\sigma_E = 1/2 \int (d^2z)_{i4} D^E(z), \sigma_H = 1/2 \int (d^2z)_{ik} D^H(z). \quad (3)$$

The most interesting fact is that at $T > 0$ $\sigma_E(T)$ and $\sigma_H(T) = \sigma_s(T)$ behave differently. Namely: $\sigma_E(T)$ displays a spectacular drop before $T = T_c$ and disappears above $T = T_c$, while in contrast to that $\sigma_s(T)$ grows almost quadratically at large T , as was found on the lattice [4, 7–9] and supported by the studies in the framework of the FCM [10–18]. At next sections we will discuss dereferences in behaviour of the colour-magnetic and colour electric string tensions, and try to make some predictions about their temperature dependence.

¹We work in Euclidean space, the fourth component plays role of Euclidean time.

²We will write them only where we need to avoid ambiguity.

1 Colour-magnetic string tension at non-zero T

In this section we will focus on the colour-magnetic string tension (CMST) in gluodynamics. We can write BC as:

$$D_{\mu\nu,\lambda\rho}(x, y) = D_{\mu\nu,\lambda\rho}^0(x, y) + D_{\mu\nu,\lambda\rho}^1(x, y) + D_{\mu\nu,\lambda\rho}^2(x, y), \quad (4)$$

where the number at the top of the letter D means power minus two of coupling constant g. For $D^0(x, y)$ we obtain:

$$D_{\mu\nu,\lambda\rho}^0(x, y) = \frac{g^2}{2N_c^2} \left(\frac{\partial}{\partial x_\mu} \frac{\partial}{\partial y_\nu} G^{1g}(x, y) + perm. \right) + \Delta_{\mu\nu,\lambda\rho}^0, \quad (5)$$

where $\Delta_{\mu\nu,\lambda\rho}^0(x, y)$ contains contribution of higher field cumulants, which we systematically discard. Here G^{1g} is one-gluon Green's function:

$$G_{\mu\nu}^{1g}(x, y) = \langle tr_{adj} \hat{A}_\mu(x) \hat{\Phi}_{adj}(x, y) \hat{A}_\nu(y) \rangle, \quad (6)$$

tr_{adj} is a trace over adjoint indices. The expression for $D_{\mu\nu,\lambda\rho}^2(x, y)$ reads as:

$$D_{\mu\nu,\lambda\rho}^2(x, y) = -\frac{g^4}{2N_c^2} \langle tr_{adj} ([A_\mu(x), A_\nu(x)] \hat{\Phi}(x, y) [A_\lambda(x), A_\rho(x)]) \rangle. \quad (7)$$

We remind that:

$$[A_i, A_k] = iA_i^a A_k^b f^{abc} T^c. \quad (8)$$

Let's consider:

$$G_{\mu\nu,\lambda\rho}(x, y) = tr_{adj} \langle f^{abc} f^{def} A_\mu^a(x) A_\nu^b(x) T^c \hat{\Phi}(x, y) A_\lambda^d(y) A_\rho^e(y) T^f \rangle. \quad (9)$$

We can represent $G_{\mu\nu,\lambda\rho}(x, y)$ in the form:

$$G_{\mu\nu,\lambda\rho}(x, y) = N_c^2 (N_c^2 - 1) (\delta_{\mu\lambda} \delta_{\nu\rho} - \delta_{\mu\rho} \delta_{\nu\lambda}) G^{2gl}(x, y), \quad (10)$$

where $G^{2gl}(x, y)$ is the Green's function of the two-gluon gluelump.

Comparison of Eqs. (2), (7) and (10) immediately yields the following expression for D(x-y):

$$D(x - y) = \frac{g^4 (N_c^2 - 1)}{2} G^{2gl}(x, y). \quad (11)$$

Thus if one calculate two-gluon gluelump Greens function at non-zero temperature he will obtain CMST. That have been done in [19]. For CMST Fig.1 have been obtained:

One can see that according to FCM at temperatures higher than temperature of confinement-deconfinement phase transition we observe an increasing of CMST, and at high enough temperatures we see that CMST is proportional to T^2 . So one can conclude that QGP is still strongly interacted even at very high temperatures

2 Colour-electric string tension at non-zero T

In this section we will discuss colour-electric string tension (CEST). In all cases the type of deconfinement transition is defined by the combination of the basic properties of the string tension obtained from the field correlators [20–22] – and by the thermodynamic ensemble of the QCD matter³. In what follows we shall discuss both fundamental microscopic and thermodynamic aspects of the deconfinement phenomenon. Here the basic role is played by the vacuum energy density – gluon condensate ϵ which is a fundamental concept in the dynamics of elementary particles as was suggested in [23–26].

³We will discuss in this section both QCD and gluodynamics.

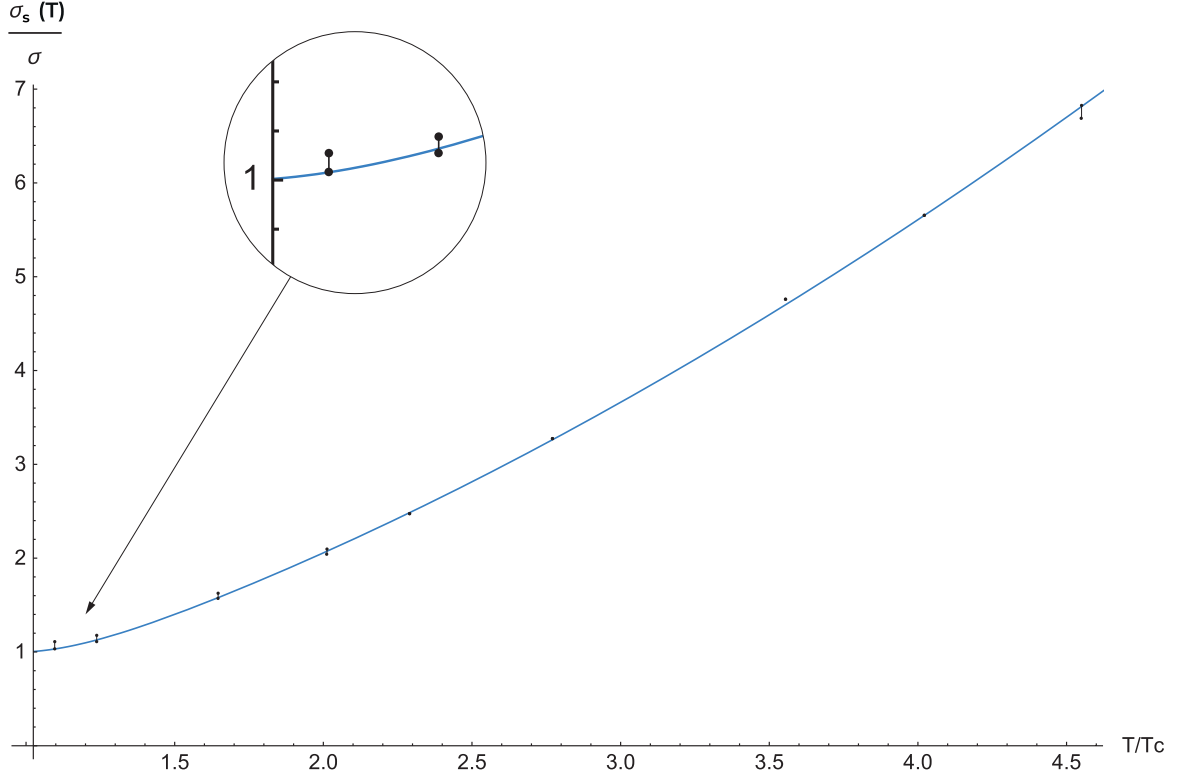


Figure 1: Spatial string tension $\sigma_s(T)/\sigma$ for SU(3) gauge theory as function of T/T_c . The lattice data with errors are from Ref. [8]. $T_c=270$ MeV

n_f	m_u , MeV	m_d , MeV	m_s , MeV	T_c , MeV	T_c (lat), MeV
0	-	-	-	268	276 [33]
2	0	0	-	188	
3	0	0	0	174	
2	3	5	-	189	195-213 [34]
2+1	3	5	100	182	175 [35,36]
3	100	100	100	195	205 [37]

Table 1: Transition temperature T_c for massless quarks, $n_f = 0, 2, 3$ (the upper part), and for different nonzero m_q and n_f (the lower part) in comparison with lattice data.

m_q , MeV	25	50	100	200	400	600	1000
T_c (lat), MeV	180	192	199	213	243	252	270
T_c , MeV	179	185	195	213	245	273	320

Table 2: Quark mass dependence of transition temperature with $|\langle\bar{q}q\rangle| = (0.13 \text{ GeV})^3$ in comparison with the lattice data from [33].

$T(\text{in MeV})$	0	113	122	130	142	148	153	163	176	189
$K_q^{lat}(T, 0)$	1	0.90	0.84	0.80	0.68	0.57	0.49	0.26	0.08	0
$K_q^{th}(T, 0)$	1	0.85	0.79	0.72	0.6	0.51	0.43	0.22	0	0

Table 3: The temperature dependence of the quark condensate ratio $K_q(T) = \frac{\Sigma(T)}{\Sigma(0)}$ from eq.(27) in comparison with the lattice data from [38]

$T(\text{MeV})$	135	145	155	165	175
Σ_{th}	20.5	17	12.4	5.8	0
Σ_{lat}	22	18	13	8	5

Table 4: The average light quark condensate as a function of temperature T in our equation (27) vs lattice data from [39].

The next important step is using of relationship between the CEST $\sigma_E(T)$ and the gluonic condensate ϵ , that was found in [27]. In this way all confined dynamics is directly defined by temperature dependence of gluonic condensate. The free energy in the confined phase $F_1(T)$ is defined as

$$|F_1(T)| = |\epsilon_{vac}(T)| + P_h(T), \epsilon_{vac} = 1/2\epsilon_g + \epsilon_q, \epsilon_q = \sum_q m_q \langle \bar{q}q \rangle \quad (12)$$

where the gluon condensate enters as follows

$$\epsilon_g(T) = -\frac{b\alpha_s \langle G^2 \rangle}{32\pi}, \quad \langle G^2 \rangle = \langle G_{\mu\nu}^a G_{\mu\nu}^a \rangle. \quad (13)$$

We have taken into account in the eq.(12) that only the colorelectric gluon condensate $\langle G_E^2 \rangle = 1/2\langle G^2 \rangle$ is connected with the pressure which is accounted for by the coefficient 1/2 before $\epsilon_g(T)$. We also note that the quark condensate term ϵ_q as found in [28] contributes around (10 – 15) percent of the total vacuum energy and disappears at the same temperature T_c and therefore below we disregard it in the first approximation. In eq.(12) $P_h(T)$ is the hadron interacting gas pressure growing with the temperature while the gluon condensate $\langle G^2(T) \rangle$ (its colorelectric part) decreases, vanishing at $T = T_c$. At the same time the colormagnetic part develops independently and finally grows at large T. In this way the colorelectric and colormagnetic d.o.f. are disconnected (in the first approximation).

At this point one must define the behavior of the vacuum energy $\epsilon_g(T)$ as a function of the temperature which will explain the properties of the hadron gas and its deconfinement transition. In what follows we impose the following condition on the confining free energy which will be called The Vacuum Dominance Mechanism (VDM) where the hadronic pressure is growing with temperature T with the simultaneous decrease of the vacuum energy (gluon condensate), so that their sum is kept constant.

$$|F_1(T)| = 1/2|\epsilon(T)| + P_h(T) = 1/2|\epsilon(T=0)|. \quad (14)$$

In this way the basic QCD quantity – the gluon condensate [23]

$$\langle G_E^2(0) \rangle = \frac{32\pi\epsilon(0)}{b\alpha_s}$$

defines the properties of the deconfining process. In particular, taking eq.(14) at $T = T_c$ and accounting for the equality $P_h(T_c) = P_{qgl}(T_c)$ one obtains the equation which defines the deconfining temperature T_c

$$P_q(T_c) + P_g(T_c) = 1/2|\epsilon_g(0)|. \quad (15)$$

With such a reasoning one can calculate deconfinement temperature and can observe reasonable agreement between FCM and lattice predictions [29]. The next important result that one can obtain from our assumptions is relation between the CEST and the gluonic condensate $G_2(T)$

$$G_2(T) = \alpha_s/\pi \langle 0|(G_{\mu\nu}^a)^2|0\rangle = \alpha_s/\pi \langle G^2\rangle = 1.69\sigma^2\alpha_s^2. \quad (16)$$

At this point one takes into account that the colorelectric (CEST) σ can be connected only to the CE part of $\langle G^2\rangle$

$$\sigma_E(T) = \sqrt{\frac{1/2G_2(T)}{1.69\alpha_s^2}} \quad (17)$$

and normalizing at $T = 0$ one obtains $\sigma^2(T) \approx 5.4G_2(T)$ where we neglect the T dependence of the $\alpha(T)$. This equation allows to find the T dependence of the colorelectric gluon condensate up to its vanishing at $T = T_c$. Now due to eq.(16) one can find the fast decreasing behavior of $\sigma_E(T)$ in the same region

$$\sigma_E^2(T) = \sigma_E^2(0) - \frac{\xi 64}{b} P_h(T), \quad \xi \approx 5.4. \quad (18)$$

One can write for the noninteracting system of mesons or glueballs in the form of Hadron Resonance Gas pressure

$$P_h(T) = \sum_i P_h^i(T) = \frac{g_i T^2}{2\pi^2} \sum_{n=1,2,..} \frac{m_i^2 K_2(nm_i/T)}{n^2} \quad (19)$$

where g_i is a multiplicity of hadrons of the type i , $m_i = m_i(T)$ is the hadron mass depending on T via the string tension $\sigma(T)$ and $K_2(z)$ is $K_n(z)$, $n = 2$ the Kelvin special function. Here one can use the following representation with the definition $z = m/T$

$$\sum_{n=1,2,..} \frac{K_2(z)}{n^2} = \frac{1}{3z^2} \int_0^\infty dt \frac{t^4}{f(t,z)(\exp(f(t,z)) - 1)}, \quad f(t,z) = \sqrt{t^2 + z^2} \quad (20)$$

and as a result one obtains

$$P_h(T) = \sum_i \frac{g_i T^4}{6\pi^2} \Phi(z_i), \quad \Phi(z) = \int_0^\infty dt \frac{t^4}{f(t,z)(\exp(f(t,z)) - 1)}. \quad (21)$$

We now turn to the string tension behavior, where the normalized string tension is connected to $G_2(T)$ as $\sigma(T)^2 = 5.4G_2(T)$ and using the relation $\epsilon(T) = b/32G_2(T) = \frac{b\sigma^2(T)}{172.8}$

one obtains the connection between the decreasing string tension $\sigma(T)$ and the growing hadronic pressure $P_h(T)$

$$\sigma^2(T) = c_B(P_2(T_c) - P_h(T)), \quad c_B = 345/b. \quad (22)$$

As a result using eq.(22) one obtains for the whole region in the interval $[0, T_c]$ and the behavior of $\sigma_E(T)$ is

$$\sigma_E^2(T) = \sigma_E^2(0)(1 - P_h(T)/P_h(T_c)). \quad (23)$$

One can see in eq.(21) that $P_h(T) = T^4 Z(M/T)$ where $Z(M/T)$ is finite for $M = 0$ and therefore one can write for T near T_c neglecting the $Z'(T_c)$ contribution

$$\sigma_E^2(T) = \sigma_E^2(0)(1 - (T/T_c)^4). \quad (24)$$

One can see that the fast growth of the $P_h(T)$ near T_c in eq.(24) makes the transition curve of $\sigma(T)$ very steep for both light and heavy hadrons.

As the last step from our assumptions we can obtain the temperature dependence of the quark condensate. It was found that quark condensate $\Sigma(T)$ behaves in general similarly to the CE string tension as a function of T for small quark masses m_q but absolute values of $\Sigma(m_q, T)$ strongly decrease for large m_q . In the framework of the FCM the two phenomena: the quark confinement and the quark condensate - can be directly connected since the quark condensate as the quark Green's function $S(x, x)$ at one point is considered as a closed circular-like quark trajectory with the confining surface inside. This allows to write the condensate via the quadratic Green's function $G(x, y)$ and its mass eigenvalues M_q as $\Sigma_q = N_c(m_q + M_q)G(x, x)$ and expanding $G(x, x)$ in the infinite set of eigenfunctions ϕ_n one obtains as in [30]

$$\Sigma_q = N_c m_q + M_q \sum_n \frac{|\phi_n(0)|^2}{M_n}, \quad (25)$$

where $\phi_n(r)$ and M_n are the pseudoscalar (PS) $q\bar{q}$ eigenfunctions and eigenvalues of the QCD Hamiltonian. The latter are expressed via the string tension and α_s and neglecting the latter in the first approximation one obtains a simple connection

$$\Sigma_q(T) = c(\sigma_E(T))^{3/2}, \quad (26)$$

one can find the ratio $\frac{\sigma(T)}{\sigma(0)} = \eta(T)$ using (24) which gives $\eta(T) = (1 - (T/T_c)^4)^{1/2}$ and finally one obtains the deconfining behavior of the quark condensate

$$K_q^{th}(T) = \Sigma_q(T)/\Sigma_q(0) = \left(\frac{\sigma(T)}{\sigma(0)}\right)^{3/2} = (1 - (T/T_c)^4)^{3/4}. \quad (27)$$

Numerical results of this equation can be found in [29].

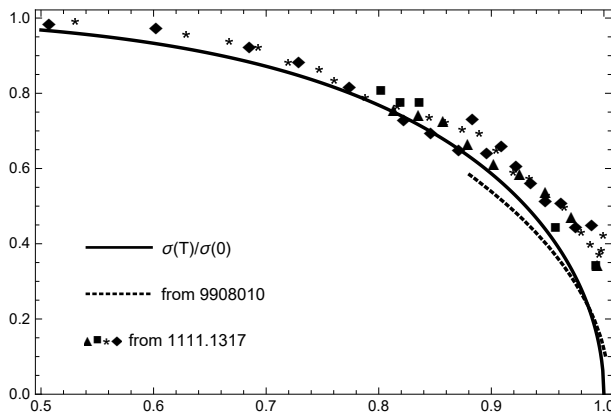


Figure 2: Comparison of the lattice data for the ratio $\sigma(T)/\sigma(0)$ from [31] – dotted line, with our result from eq.(24) – solid line, and lattice data from [32] – dots.

3 Conclusion and Discussions

In this brief report we discussed main properties of colour-electric and colour-magnetic string tensions and their temperature dependence. We showed that their behaviour with temperature are quite different. If CMST is rapidly growing with temperature, then the CEST vanishes after some limit. We also showed that the CMST could be calculated within FCM framework at any temperature. Concerning the CEST we showed that there is deep interconnection between gluon condensate and string tension, and thus with some additional assumptions one can obtain the CEST temperature dependence from the temperature dependences of gluon condensate and QCD thermodynamics. As a test we tried to obtain the quark condensate dependence from the temperature in a reasonable agreement

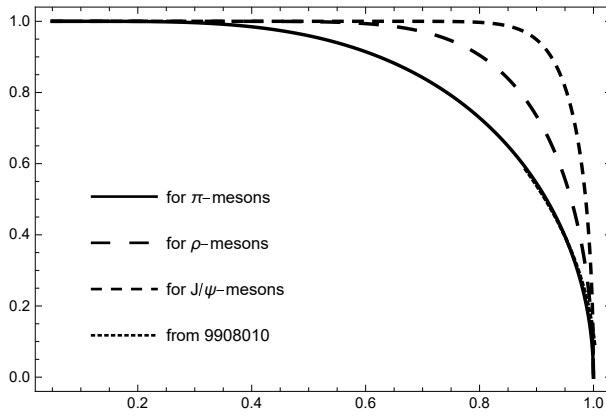


Figure 3: The ratio $\sigma(T)/\sigma(0)$ according to eqs. (19), (23) for different values of the hadron mass: m_π – solid line, m_ρ – long dashed line, $m_{J/\psi}$ – dashed line, and the same ratio from lattice data of [31] – dotted line fully covered by the pion curve.

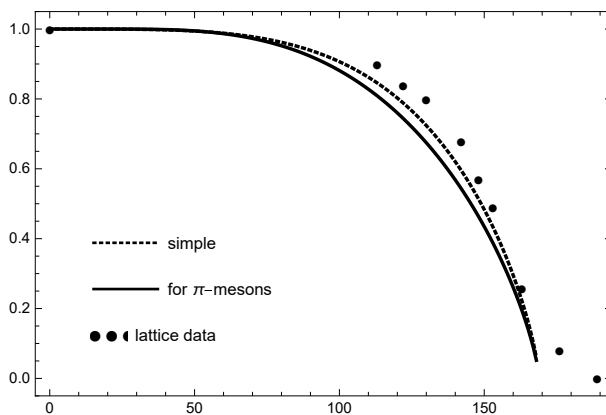


Figure 4: The behavior of the quark condensate as a function of temperature T : the dotted line – the simple form of eq. (27), the solid line corresponds to the string tension in the pionic hadron gas to the power $4/3$, dots – lattice data from [38].

with lattice data. Summarizing one can see, that the general construction of the theory is based on the vacuum (gluon and quark) condensate defining finally both colorelectric (CE) and colormagnetic (CM) confinement. In the CE case the temporal vacuum field components are connected with the pressure which finally destroys the CE vacuum condensate and the CE string tension(deconfinement), in the CM case in the 3d dynamics the CM string tension grows with T .

4 Acknowledgments

We thanks the Institute of high energy physics for an opportunity to discuss all the mentioned problems on XXXV International Workshop on High Energy Physics "From Quarks to Galaxies: Elucidating Dark Sides".

References

- [1] H. G. Dosch and Yu. A. Simonov, Phys. Lett. **B 205**, 339 (1988).
- [2] Yu. A. Simonov, Phys. Usp. **166**, 337 (1996), arXiv: hep-ph/9709344;
D. S. Kuzmenko, V. I. Shevchenko, and Yu. A. Simonov, Phys. Usp. **47**, 1 (2004), arXiv: hep-ph/0310190.

- [3] A. Di Giacomo, H. G. Dosch, V. I. Shevchenko, and Yu. A. Simonov, Phys. Rept. **372**, 319 (2002), arXiv: hep-ph/0007223.
- [4] Yu. A. Simonov, Phys. Rev. **D 99**, 056012 (2019), arXiv: 1804.08946 [hep-ph].
- [5] M. D'Elia, A. Di Giacomo, and E. Meggiolaro, Phys. Rev. **D 67**, 114504 (2003), arXiv:hep-lat/0205018.
- [6] Yu. A. Simonov, Phys. Atom. Nucl. **85**, 727 (2022), arXiv: 2203.07850 [hep-ph].
- [7] C. Borgs, Nucl. Phys. **B 261**, 451 (1985); E. Manousakis and J. Polonyi, Phys. Rev. Lett. **58**, 847 (1987).
- [8] G. Boyd, J. Engels, F. Karsch, et al., Nucl. Phys. **B 469**, 419 (1996), arXiv:hep-lat/9602007.
- [9] F. Karsch, E. Laermann, and M. Lutgemeier, Phys. Lett. **B 346**, 94 (1995), arXiv:hep-lat/9411020.
- [10] Yu. A. Simonov, Phys. Atom. Nucl, **58**, 339 (1995);
N. O. Agasian, JETP Lett. **57**, 208 (1993);
N. O. Agasian, JETP Lett. **71**, 43 (2000);
N. O. Agasian, Phys. Lett. **B 519**, 71 (2001), arXiv:hep-ph/0104014.
- [11] N. O. Agasian, Phys. Lett. **B 562**, 257 (2003), arXiv:hep-ph/0303127.
- [12] Yu. A. Simonov, Phys. Atom. Nucl. **58**, 309 (1995), arXiv:hep-ph/9311216;
Yu. A. Simonov, Phys. Atom. Nucl. **69**, 528 (2006), arXiv:hep-ph/0501182;
Yu. A. Simonov and V. I. Shevchenko, Adv. High Energy Phys. **2009**, 873051 (2009), arXiv:0902.1405 [hep-ph].
- [13] Yu. A. Simonov, Phys. Rev. **D 96**, 096002 (2017), arXiv:1605.07060 [hep-ph].
- [14] Yu.A.Simonov, Phys. Atom. Nucl. **85**, 304 (2022), arXiv:2206.14489 [hep-ph].
- [15] N. O. Agasian and I. A. Shushpanov, Phys. Lett. **B 472**, 143 (2000), arXiv:hep-ph/9911254;
JHEP **2001**, 006 (2001), arXiv:hep-ph/0107128.
- [16] N. O. Agasian, M. S. Lukashov, and Yu. A. Simonov, Eur. Phys. J. **A 53**, 138 (2017), arXiv:1701.07959 [hep-ph];
N. O. Agasian, M. S. Lukashov, and Yu. A. Simonov, Mod. Phys. Lett. **A 31**, 1650222 (2016), arXiv:1610.01472 [hep-lat].
- [17] N. O. Agasian and Yu. A. Simonov, Phys. Lett. **B 639**, 82 (2006), arXiv:hep-ph/0604004.
- [18] E. L. Gubankova and Yu. A. Simonov, Phys. Lett. **B 360**, 93 (1995), arXiv:hep-ph/9507254.
- [19] N. O. Agasian, Z. V. Khaidukov, and Yu. A. Simonov, Eur. Phys. J. **C 83**, 912 (2023), arXiv:2303.13886 [hep-lat].
- [20] Yu. A. Simonov, Nucl. Phys. **B 592**, 350 (2001), arXiv:hep-ph/0003114.
- [21] Yu. A. Simonov, Proc. of Steklov Int. Math. **272**, 223 (2011), arXiv:1003.3608 [hep-ph].
- [22] Yu. A. Simonov and V. I. Shevchenko, Adv. High Energy Phys. **2009**, 873051 (2009), arXiv:0902.1405 [hep-ph].
- [23] M. A. Shifman, A. I. Vainshtein, and V. I. Zakharov, Phys. Rev. Lett. **42**, 297 (1978).
- [24] R. Crewther, Phys. Rev. Lett. **38**, 1421 (1972).
- [25] M. Chanowitz and J. Ellis, Phys. Lett. **B 40**, 397 (1972).

- [26] J. Collins, L. Duncan, and S. Joglecar, Phys. Rev. **D 16**, 438 (1977).
- [27] Yu. A. Simonov, Phys. Atom. Nucl. **84**, 1195 (2021); arXiv:2103.08223 [hep-ph].
- [28] V. D. Orlovsky and Yu. A. Simonov, Phys. Rev. **D 89**, 074034 (2014), arXiv:1312.4178 [hep-ph].
- [29] M. S. Lukashov and Yu. A. Simonov, Phys. Atom. Nucl. **86**, 1256 (2023), arXiv:2305.00558 [hep-ph].
- [30] Yu. A. Simonov, Phys. Atom. Nucl. **85**, 480 (2022), arXiv:2201.09253 [hep-ph].
- [31] O. Kaczmarek, F. Karsch, E. Laermann, and M. Lutgemeier, Phys. Rev. **D 62**, 034021 (2000), arXiv:hep-lat/9908010.
- [32] P. Bicudo, N. Cardoso, O. Oliveira, and P. J. Silva, PoS(LATTICE2011) **139**, 300 (2011), arXiv:1111.0336 [hep-lat].
- [33] A. Ali Khan, S. Aoki, R. Burkhalter, et al. (CP-PACS Collab.), Nucl. Phys. **B - Proc. Suppl. 83**, 384 (2000), arXiv:hep-lat/9909073.
- [34] B. Brandt, A. Francis, H. B. Meyer, et al., PoS(LATTICE2013) **187**, 162 (2013), arXiv:1310.8326 [hep-lat].
- [35] Y. Aoki, G. Endrodi, Z. Fodor, et al., Nature **443**, 675 (2006), arXiv:hep-lat/0611014.
- [36] S. Borsanyi, Z. Fodor, C. Hoelbling, et al., JHEP **2010**, 073 (2010), arXiv:1005.3508 [hep-lat].
- [37] G. S. Bali, F. Bruckmann, M. Constantinou, et al., PoS(Confinement X) **171**, 198 (2012), arXiv:1301.5826 [hep-lat].
- [38] G. S. Bali, F. Bruckmann, G. Endrodi, et al., JHEP **2012**, 044 (2012), arXiv:1111.4956 [hep-lat].
- [39] A. Bazavov, H.-T. Ding, P. Hedge, et al., Phys. Lett. **B 795**, 15 (2019), arXiv:1812.08235 [hep-lat].