

How disentangled are your classification uncertainties?

Ivo Pascal de Jong, Andreea Ioana Sburlea, Matias Valdenegro-Toro

Department of Artificial Intelligence, Bernoulli Institute, University of Groningen
Email: ivo.de.jong@rug.nl

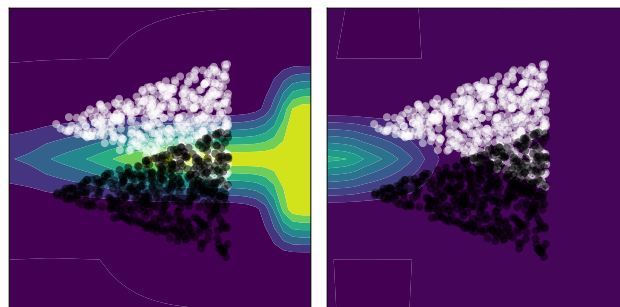
Abstract

Uncertainty Quantification in Machine Learning has progressed to predicting the source of uncertainty in a prediction: uncertainty from stochasticity in the data (aleatoric), or uncertainty from limitations of the model (epistemic). Generally, each uncertainty is evaluated in isolation, but this obscures the fact that they are often not truly disentangled. This work proposes a set of experiments to evaluate disentanglement of aleatoric and epistemic uncertainty, and uses these methods to compare two competing formulations for disentanglement (the Information Theoretic approach, and the Gaussian Logits approach). The results suggest that the Information Theoretic approach gives better disentanglement, but that either predicted source of uncertainty is still largely contaminated by the other for both methods. We conclude that with the current methods for disentangling, aleatoric and epistemic uncertainty are not reliably separated, and we provide a clear set of experimental criteria that good uncertainty disentanglement should follow.

1 Introduction

For a reliable Machine Learning system it is important to know when a prediction is likely to be wrong, regardless of whether this is due to uncertainty in the data (aleatoric uncertainty), or uncertainty from the model (epistemic uncertainty). However, it would also be helpful to know what might be the source of the uncertainty. In the case of epistemic uncertainty, deferring an uncertain sample to either a more suitable model, or to a human being would allow them to make a better prediction (van Gorp et al. 2022). In the case of aleatoric uncertainty, neither a better model nor a human expert would be able to make a better estimate. In that case your only option would be to refuse to make a prediction. While identifying the source of uncertainty is considered a desirable property of Uncertainty Quantification (UQ), currently there is insufficient evidence that the predicted sources of uncertainty are truly separated.

Using UQ methods based on Bayesian Neural Networks (BNN) we can represent the epistemic uncertainty in distributions over the model parameters, while the aleatoric uncertainty can be learned by predicting the parameters of an output distribution. Combining these methods into a single model introduces a challenge on how to interpret the output, which should contain a prediction, the aleatoric uncertainty,



(a) Aleatoric

(b) Epistemic

Figure 1: Failure case for the Information Theoretic Disentangling. The white and black dots represent training samples from an artificial distribution. Brighter colours in the background represent an increase in uncertainty. Figure 1a shows an increase in aleatoric uncertainty further to the right, where the classes have more overlap. Figure 1b shows epistemic uncertainty on the left of the training data, but not on the right even though it should be the same on both sides.

and the epistemic uncertainty. Two distinct approaches for estimating those values exist. There is the Information Theoretic (Smith and Gal 2018) approach, and the Gaussian Logits (Kendall and Gal 2017; Valdenegro-Toro and Mori 2022) approach. How these two methods work will be discussed in the Background section.

The Information Theoretic approach has been receiving theoretical (Wimmer et al. 2023) and experimental critiques (Kotelevskii and Panov 2024). The theoretical critique argues that the aleatoric and epistemic uncertainty cannot be faithfully estimated together. One major limitation Wimmer et al. (2023) show axiomatically is that if total uncertainty is the sum of aleatoric and epistemic, then under maximum aleatoric uncertainty a model can no longer also predict epistemic uncertainty. In practice out-of-distribution samples for which the model (possibly erroneously) predicts maximum aleatoric uncertainty will not be able to estimate epistemic uncertainty. We demonstrated this limitation on toy data in Figure 1. Whether this also causes a problem in realistic datasets is still unknown, though the current paper shows this problem arising under various manipulations.

The experimental investigations observe the performance of aleatoric and epistemic uncertainty only on their respective downstream tasks (Mucsányi, Kirchhof, and Oh 2024). For example, epistemic uncertainty is often evaluated for its performance in Out of Distribution (OoD) detection, while aleatoric uncertainty is evaluated for its ability to reject ambiguous samples. To the best of our knowledge, none of the investigations look at whether aleatoric and epistemic uncertainty are truly separated in practice. That is: predicted aleatoric uncertainty should not change due to changes in *ground truth* epistemic uncertainty and vice versa. This is necessary in order to establish whether a predicted epistemic uncertainty is actually epistemic, or if it was affected by aleatoric uncertainty, otherwise we cannot identify the source of uncertainty for downstream decision as desired by van Gorp et al. (2022). We will focus on the concept of *disentangled uncertainty*, meaning that the predicted aleatoric and epistemic uncertainty are not correlated if the (unobservable) ground truths are also not correlated.

To the best of our knowledge there is no adequate existing experiments to assess the quality of disentangled aleatoric and epistemic uncertainty. Therefore, our contribution will be to propose a set of experiments based on definitions of how aleatoric and epistemic uncertainty should behave. These experiments can be applied to various datasets on arbitrary models that are able to disentangle aleatoric and epistemic uncertainty. We will then investigate for both the Information Theoretic approach and the Gaussian Logits approach whether the uncertainties are disentangled.

By providing a conceptually simple, but well supported set of experiments we also offer a way to benchmark the uncertainty disentanglement of future proposed methods. This can complement the benchmark standards of OoD detection for epistemic uncertainty, and rejection for aleatoric uncertainty. For more details on benchmarking aleatoric and epistemic uncertainty see Mucsányi, Kirchhof, and Oh (2024).

1.1 Background On Disentangling Uncertainty

Single point Neural Networks for classification typically aim to find the optimal parameters θ that minimise the loss $\mathcal{L}(y_{pred}, y_{true})$ for some dataset $D = \{\mathbf{X}, \mathbf{y}\}$ such that $\theta = \operatorname{argmin}_{\theta} \mathcal{L}(f_{\theta}(x), y)$. For classification tasks this is typically extended with a Softmax activation function to predict the probability of some class c so that we can do inference as $p(y=c|x, \theta)$, which accounts for the aleatoric uncertainty. Bayesian Neural Networks expand this by considering all likely values of θ for the dataset D to account for epistemic uncertainty. The probability of a class p_c is then determined as

$$p_c = \int \underbrace{p(y=c|x, \theta)}_{\text{Aleatoric}} \underbrace{p(\theta|D)}_{\text{Epistemic}} d\theta. \quad (1)$$

MC-Dropout (Gal and Ghahramani 2016), MC-DropConnect (Mobiny et al. 2021), Deep Ensembles (Lakshminarayanan, Pritzel, and Blundell 2017) and Flipout (Wen et al. 2018) each construct different approaches to sample parameters θ from an approximation of $p(\theta|D)$.

Equation 1 shows how p_c is informed by aleatoric and epistemic uncertainty, but it does not allow us to make disentangled estimations for aleatoric and epistemic uncertainty. For that, two separate methods have been proposed by Kendall and Gal (2017) and Smith and Gal (2018). There is no consensus on what these should be named, but this paper will refer to them as the Gaussian Logits (GL) approach and the Information Theoretic (IT) approach respectively.

Gaussian Logits Disentangling For the Gaussian Logits approach the role of aleatoric uncertainty is explicitly modelled as part of the architecture of the model. The output of the model has two *heads*. One to predict the mean $\mu(x)$, and another to predict the variance $\sigma^2(x)$ of a Gaussian distribution. This predicted variance captures the learned aleatoric uncertainty. When this is applied in a Bayesian Neural Networks we sample different parameters, resulting in T samples of predictions for $\mu_t(x)$ and $\sigma_t^2(x)$. The aleatoric uncertainty is then estimated by the mean of the variances $\mathbb{E}[\sigma_t^2(x)]$. While the epistemic uncertainty is represented by the variance of the means $\operatorname{Var}[\mu_t(x)]$.

When this is applied to classification the logits are considered to be the output of the model. Therefore we get a Gaussian distribution of logits, with the variance determined by either the aleatoric ($\mathbb{E}[\sigma_t^2(x)]$) or epistemic ($\operatorname{Var}[\mu_t(x)]$) uncertainty. The Softmax function needs to be applied on these Gaussian logits. There is no known analytical way to apply the Softmax function to a Gaussian distribution so instead the Softmax function is applied to samples drawn from a Gaussian distribution (Valdenegro-Toro and Mori 2022):

$$p(y|x) = N^{-1} \sum_N \operatorname{softmax}(z) \quad z \sim \mathcal{N}(\mu(x), \sigma^2(x)) \quad (2)$$

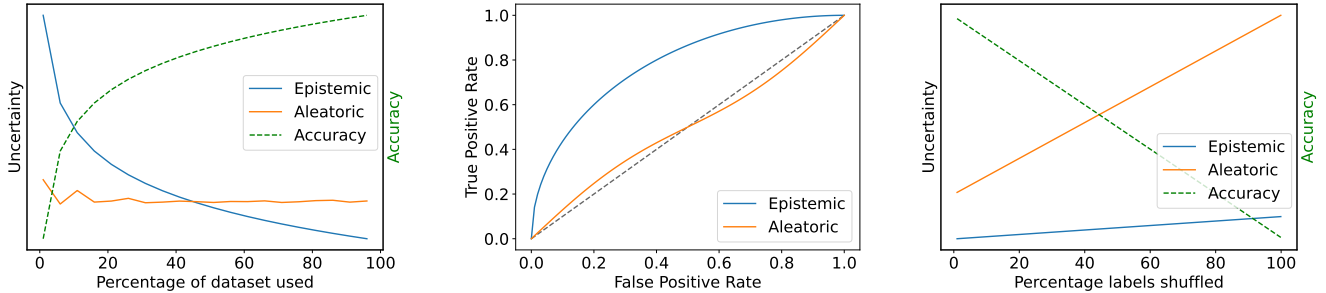
This results in either aleatoric-uncertainty informed probabilities, or epistemic-uncertainty informed probabilities. We take the mean over the sampled probabilities to get a probability vector of length C . On this probability vector the entropy

$$\mathbb{H}[p(y|x)] = - \sum_C p_c \log p_c \quad (3)$$

gives us a single value for aleatoric uncertainty and a single value for epistemic uncertainty by swapping the choice of variance in Equation 2.

Valdenegro-Toro and Mori (2022) have shown that the aleatoric and epistemic uncertainty interact, violating expectations. However, from their experimental results it cannot be established whether interactions are due to problems in the disentangling, or because the interactions also exist in the ground truth.

Information Theoretic Disentangling In the Information Theoretic approach the predicted probabilities are considered to represent aleatoric uncertainty. In this case a standard single-head Softmax output is considered, but the multiple samples of parameters $\theta \sim \Theta$ still result in multiple samples of predicted probabilities. In this case, the entropy of the mean probability $\mathbb{H}[\mathbb{E}_{\Theta}[p(y|x, \theta)]]$ is considered to



(a) As the size of the dataset increases, epistemic uncertainty decreases. The aleatoric uncertainty should on average stay constant, but may be noisier for small training sets. The decrease in total uncertainty should correspond with an increase in accuracy.

(b) ROC-curve for OoD class detection. The aleatoric uncertainty should not be able to detect OoD samples, while the epistemic uncertainty should.

(c) As the rate of swapped labels in the training data increases, the average aleatoric uncertainty also increases. The epistemic uncertainty should remain fairly stable, but may increase slightly. The validation accuracy on noisy data is shown as a sanity check.

Figure 2: Expected behaviour for all three experiments. These plots are illustrative of ideal behaviour, not of the observed behaviour. Plots 2a, 2b, and 2c correspond to the Dataset Size, OoD Detection and Label Noise experiments.

represent the total uncertainty, whereas the mean entropy of each probability vector $\mathbb{E}_{\Theta}[\mathbb{H}[p(y|x, \theta)]]$ represents the aleatoric uncertainty. The difference between them is considered the epistemic uncertainty and is an approximation of the Mutual Information $\mathbb{I}(Y; \Theta|x, D)$, where Y is the Random Variable from which the label y is drawn (Mukhoti et al. 2023). This is practically approximated by assuming that the total uncertainty is the sum of the epistemic uncertainty and the aleatoric uncertainty such that

$$\underbrace{\mathbb{I}(Y; \Theta|x, D)}_{\text{Epistemic}} \approx \underbrace{\mathbb{H}[\mathbb{E}_{\Theta}[p(y|x, \theta)]]}_{\text{Total}} - \underbrace{\mathbb{E}_{\Theta}[\mathbb{H}[p(y|x, \theta)]]}_{\text{Aleatoric}}. \quad (4)$$

2 Methods

The ground truth aleatoric and epistemic uncertainty cannot be observed in most datasets. This makes it hard to assess the quality of predicted aleatoric and epistemic uncertainty.

In this paper, we circumvent this problem by manipulating the underlying aleatoric or epistemic uncertainty with different experiments. We argue for each of these experiments what the expected behaviour is based on agreed upon definitions, and demonstrate the actual behaviour using the Two Moons dataset as a toy example, and the CIFAR 10 dataset as a substantial benchmark.

The scope of this paper only covers various approximations of Bayesian Neural Networks. The Information Theoretic approach is also common for Evidential Deep Learning (EDL) (Sensoy, Kaplan, and Kandemir 2018) as it also takes a distribution over class probabilities. However, we do not include it in the current work, as EDL is known to have problems with faithfully representing epistemic uncertainty (Jürgens et al. 2024).

2.1 Expected Behaviour of Disentangled Uncertainty

Previous efforts to evaluate the quality of disentangled aleatoric and epistemic uncertainty typically measure one of the uncertainties and how good it is at a given downstream task. We propose three experiments where each experiment has defined expected behaviour for both aleatoric and epistemic uncertainty, so spurious interactions may be observed. We define the behaviour for three experiments with either:

- (1) Changing dataset size (epistemic)
- (2) Samples from an unknown class (epistemic)
- (3) Datasets with label Noise (aleatoric)

Experiments (1) and (2) test whether epistemic uncertainty responds as intended, and checks for side-effects on the aleatoric uncertainty. Experiment (3) instead focuses on aleatoric uncertainty, while checking for side-effects on epistemic uncertainty. These three experiments are chosen because they fit to conventional expectations of aleatoric uncertainty (noise in the data), epistemic uncertainty (reducible with more data) and out-of-distribution data (which should have increased epistemic uncertainty). We considered additional experiments, but chose to not include them as the ground truth aleatoric and epistemic uncertainty for those may be confounding. The not-included experiments are discussed in Appendix A.

The expected behaviour for each experiment is discussed separately, but a visual overview is given in Figure 2.

2.2 Model and Dataset

The three experiments are implemented with a simple Convolutional Neural Network (CNN) on the CIFAR-10 dataset (Krizhevsky, Hinton et al. 2009). This offers a well established dataset with plenty of training and testing samples to reduce epistemic uncertainty, and minimal aleatoric uncertainty due to mostly unambiguous and correct labels.

We chose to use a simple Convolutional Neural Network because the aim of this paper is not to achieve the highest performance, but to gain general insights into the behaviour of predicted aleatoric and epistemic uncertainty. The CNN has 3 convolutional layers, each with a kernel size of 3×3 , 64 filters, *relu* activation function. Each convolutional layer is followed by a 2×2 max pooling operation. This convolutional block is followed by a fully connected layer with 64 neurons with a dropout probability of $p = 0.3$. This gives a reliable model that can reasonably learn the task without instability issues and minimal computational burden.

For the Information Theoretic approach the fully connected layer is followed by a layer with the softmax activation function, whereas the Gaussian Logits approach has a layer with the two-headed sampling softmax approach previously described. Both models have ten output nodes corresponding to the ten classes in the dataset.

To ensure that observations are not dependent on the method for epistemic uncertainty quantification, we apply four different epistemic UQ methods. We compare MC-Dropout (Gal and Ghahramani 2016) with $t = 50$ forward passes (based on (Valdenegro-Toro and Mori 2022)), a Deep Ensemble (Lakshminarayanan, Pritzel, and Blundell 2017) with $t = 10$ models, MC-DropConnect (Mobiny et al. 2021) with dropped weights before and after the fully connected hidden layer with $p = 0.3$ and $t = 50$ forward passes, or by substituting the fully connected layer with a Flipout (Wen et al. 2018) layer with prior $p(\theta) = \mathcal{N}(0, 5^2) + \pi \mathcal{N}(0, 2^2)$ with $\pi = 0.5$ (following (Valdenegro 2023)). Flipout is trained for 500 epochs, while the other models are trained for 100 epochs, because Flipout needed more epochs to converge. A GitHub repository with the implementation of all experiments will be provided in the camera-ready version.

All experiments are repeated 5 times to ensure that the findings are robust.

Next to the main experiment, we also show some visualisations with the Two Moons dataset to give extra intuition to the results. For this we use a simple Multi-Layer-Perceptron of shape $2 \times 32 \times 32 \times 2$ with *relu* activation in the hidden layers. We use MC-Dropout with a drop probability of $p = 0.2$ and $T = 50$ forward passes to determine the epistemic uncertainty for these plots.

Additionally, all experiments are repeated on two different datasets in the Appendix, showing almost identical results. Appendices C and D repeats the experiment with the Fashion MNIST (Xiao, Rasul, and Vollgraf 2017) dataset and the UCI ML Wine dataset (Aeberhard and Forina 1991) respectively. These show the same phenomena as described here, showing that the observed effects extend to other datasets, other model architectures and beyond Computer Vision.

3 Dataset Size Experiment (Epistemic)

Definition. Epistemic uncertainty is reducible with additional training data. Aleatoric uncertainty is inherent to the data, and therefore not reducible.

The idea that epistemic uncertainty can be reducible while aleatoric uncertainty cannot is found in the introduction of

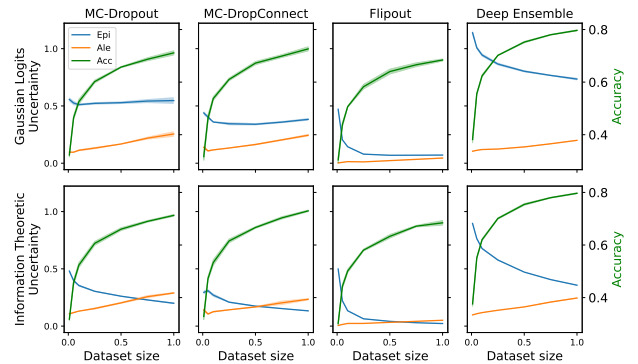


Figure 3: Changing dataset size on CIFAR-10 for different UQ methods and different disentanglement approaches. As the dataset increases (x-axis) accuracy (right y-axis, green) increases as well. This should result in decreased epistemic uncertainty (blue, left y-axis), which is not always predicted. The aleatoric uncertainty (orange, left y-axis) should stay constant, but it usually increases. The shaded areas indicate the 95% confidence interval, though these are very narrow.

lots of UQ literature (for example in the popular review Abdar et al. (2021)). From this definition follows that a model trained with less training data should have higher epistemic uncertainty. At the same time, as aleatoric uncertainty should be inherent to the data, it should stay the same.

The experiment that follows from this is as follows: When we train the model on smaller samples of the training data the epistemic uncertainty should increase as accuracy decreases. Aleatoric uncertainty should stay the same. In this way we directly manipulate to unobservable ground truth aleatoric and epistemic uncertainty, so that we can observe whether the predictions behave as expected.

In practice we should consider that the aleatoric uncertainty is learned on the data, so the predicted aleatoric uncertainty may be noisier for smaller datasets, but the average should stay the same.

Specifically, we re-train the models seven times, using 1%, 5%, 10%, 25%, 50%, 75%, and 100% of the training data. To ensure the class balance stays the same, the sub-sampling is done within each class. Additionally, we found (as described in Appendix B) that reducing the number of training samples leads to underfitting, which results in an increased estimate of aleatoric uncertainty. To counteract this effect, the number of epochs used for training is made inversely proportional to the amount of training data. This means that for example with 25% of the training data, the MC-Dropout model is trained for 400 epochs instead of 100.

Figure 3 shows the results for the effect of dataset size. For both methods and all models aleatoric uncertainty increases consistently with larger datasets, even though this is not in line with the expectations. This can be explained by the phenomenon shown in Figure 1 which shows that high uncertainty of one kind may suppress the other kind of uncertainty. We show that the theoretical failure demonstrated in Wimmer et al. (2023) arises when models are trained with

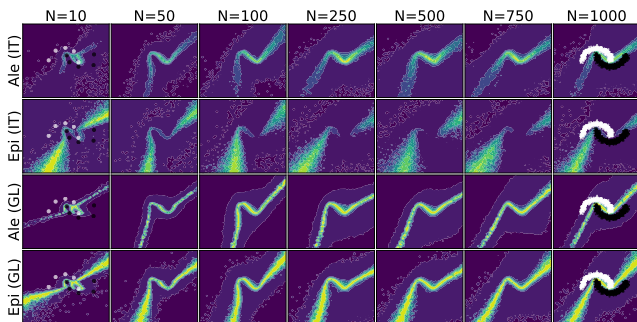


Figure 4: Aleatoric and epistemic uncertainty with changing dataset sizes for the Two Moons dataset with MC-Dropout. The columns indicate different dataset sizes. The rows represent the predicted aleatoric or epistemic uncertainty for both the Information Theoretic and Gaussian Logits disentanglement. The lighter areas represent higher predicted uncertainty.

different dataset sizes.

Additionally, we do not always see epistemic uncertainty decrease as expected. Under the Gaussian Logits disentanglement, MC-Dropout and MC-DropConnect do not show consistently decrease epistemic uncertainty. All other combinations do seem to behave as expected.

Deep Ensembles show the best accuracy, as well as a decreasing epistemic uncertainty that seems to correspond to the increasing accuracy. The variance between the 5 repetitions is negligible, which suggests that these findings are robust for this dataset and this model.

Figure 4 gives a visualisation of the same experiment using the Two Moons dataset and MC-Dropout. This provides additional intuition of the process and allows observing the aleatoric and epistemic uncertainty in feature space instead of as an average over test samples.

We can see that epistemic uncertainty indeed decreases in the Information Theoretic approach, while there are minimal changes in the Gaussian Logits approach. Remarkably, the Gaussian Logits approach correctly predicts minimal aleatoric uncertainty, while the Information Theoretic approach predicts much more aleatoric uncertainty. Only at the extreme of 10 training samples do we see that the methods have similar behaviour. Note that compared to the CIFAR-10 dataset, here we can see the aleatoric and epistemic uncertainty at points for which not samples are available. For CIFAR-10 we can only look at spaces for which we have datapoints.

4 OoD Detection Experiment (Epistemic)

Definition. Epistemic uncertainty is high when samples are dissimilar to the training data.

The textbook visualisation for disentangled uncertainty in regression has aleatoric uncertainty where the training data is, and epistemic uncertainty when moving away from the training data. For classification on toy data this is often shown using the two moons data.

However, for more practical classification, OoD samples

UQ Method	GL Ale	GL Epi	IT Ale	IT Epi
Dropout	0.644	0.642	0.651	0.649
DropConnect	0.650	0.657	0.657	0.658
Flipout	0.626	0.629	0.625	0.579
Deep Ens.	0.679	0.709	0.689	0.701

Table 1: ROC-AUC for OoD class detection on CIFAR-10 for the different predictions of aleatoric and epistemic uncertainty with different UQ methods. A higher ROC-AUC indicates that the OoD samples have higher uncertainty than the ID samples. Epistemic uncertainty should have a high ROC-AUC, while aleatoric uncertainty should have ROC-AUC near 0.5. The average standard error over all UQ methods and uncertainty predictions is 0.002.

are commonly considered for epistemic uncertainty. *Soft-OoD* samples are modified versions of In Distribution (ID) data such as blurred images (Kotelevskii and Panov 2024). For those samples, it can be hard to guarantee that the ground truth aleatoric uncertainty does not also increase, as the model may have learned that blurry images have more aleatoric uncertainty. Instead, we consider *Hard-OoD* samples using a class that has not appeared in the training data. For these samples, aleatoric uncertainty should be meaningless as they are entirely unfamiliar to the model (Mukhoti et al. 2023), but epistemic uncertainty should be high.

We therefore expect that we can use the epistemic uncertainty to separate samples from an OoD class from the test samples of the ID class. However, aleatoric uncertainty should not have a consistent pattern and therefore not be able to identify OoD samples.

This can be quantified through the ROC-AUC of separating the in-distribution (ID) classes from the OoD class by applying a threshold to the uncertainty. The aleatoric uncertainty should not be able to separate the ID from OoD and maintain an ROC-AUC around 0.5, while the ROC-AUC for epistemic uncertainty should be substantially higher.

To put this in practice we remove one class from the training data and train the model only on the remaining classes. Then, inference is applied to the test data with all classes, where the different uncertainties are considered as a prediction for OoD-ness. This approach is applied multiple times with a different class used as OoD to improve robustness. This results in a leave-one-class-out approach. For CIFAR-10 this means each model is trained 10 times, as there are 10 classes. The output node for the untrained class is disregarded when the uncertainty is estimated.

The ROC-AUC scores in Table 1 show that both aleatoric and epistemic uncertainty seem to increase for OoD samples, thus allowing them to be separated. This is contrary to the expectation that aleatoric uncertainty should not respond to the OoD samples. In the case of MC-Dropout, the Information Theoretic aleatoric uncertainty even outperforms epistemic uncertainties. Deep Ensembles with Gaussian Logits epistemic uncertainty performs best. From these results we should not conclude which predicted uncertainty measure works best for which model, as this is shown to vary with different datasets in the Appendix in Tables 2 and 3.

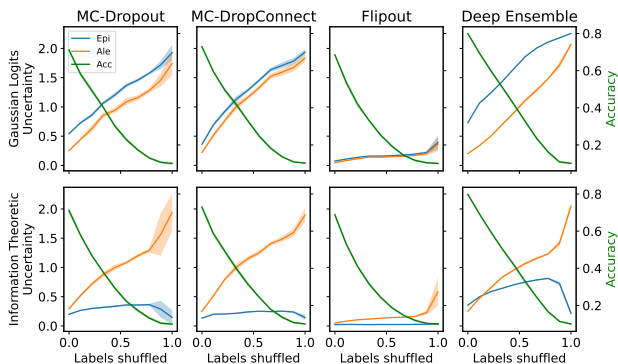


Figure 5: Changing label noise on CIFAR-10 for different UQ methods and disentanglement approaches. More labels in the dataset get shuffled (x-axis) the classification accuracy goes down (green, right y-axis). This should correspond with an increase in aleatoric uncertainty (orange, left y-axis), and minimal effect on epistemic uncertainty (blue, left y-axis). The epistemic uncertainty should stay constant, but for Gaussian Logits it increases substantially. Flipout seems to consistently under-estimate aleatoric uncertainty. The shaded areas indicate the 95% confidence interval, though this is often too narrow to see.

However, Deep Ensembles with GL epistemic uncertainty does give consistently good results on all datasets.

Since aleatoric uncertainty performs surprisingly well for both disentanglement approaches, and all uncertainty quantification methods, it is unlikely that this is a problem with the specific disentanglement. Instead, we may consider that the learned mapping from a high dimensional input space to a lower dimensional hidden representation may collapse the ID and OoD regions into the same hidden space, as suggested in (Shen et al. 2024). The decision boundaries for the Two Moons dataset in Figures 4 and 6 are therefore not a realistic representation of what happens in a high dimensional space.

5 Label Noise Experiment (Aleatoric)

Definition. Aleatoric uncertainty is the uncertainty in the data.

Uncertainty in the data can be due to noise in the inputs, output labels, or a stochastic relationship between them. Some datasets will inherently have high aleatoric uncertainty as the task may be ambiguous, but for CIFAR10 there are only limited incidences of ambiguity or wrong annotations (Arriaga and Valdenegro-Toro 2020).

We introduce additional ground truth aleatoric uncertainty by randomly swapping a portion of the labels in the dataset. This way, the classification boundary and the learning task should not change. However, it is conceivable that under increased label noise, the decision boundary may become slightly more difficult to learn, which could introduce a small amount ground truth epistemic uncertainty.

The expected behaviour is therefore that epistemic uncertainty should increase minimally or remain consistent when

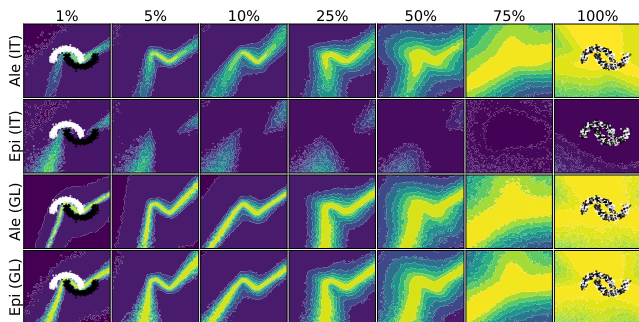


Figure 6: Aleatoric and epistemic uncertainty with changing label noise on the Two Moons dataset with MC-Dropout. The columns indicate what percentage of labels are randomized. The rows show the different predicted uncertainties for the two different methods. Aleatoric uncertainty increases for both approaches, as expected. The epistemic uncertainty should stay the same, but for the Information Theoretic approach (IT) it decreases with noisy labels, while for the Gaussian Logits (GL) approach epistemic uncertainty increases.

adding label noise, while aleatoric uncertainty increases.

We implement the label noise by shuffling the labels between a portion of samples in the test and train data separately. This introduces no leakage, and ensures that the class balances stay the same.

This procedure is applied to varying percentages of the dataset, and the model is re-trained and evaluated on each percentage. We shuffle in different runs 0%, 10%, 20%, 30%, 40%, 50%, 60%, 70%, 80%, 90% and 100% of the dataset. Note that at 0% shuffled labels, there may still be wrong labels in the dataset.

Figure 5 shows that as the accuracy decreases, the predictions for both aleatoric and epistemic uncertainty increase with the Gaussian Logits approach. This shows a complete failure to disentangle aleatoric and epistemic uncertainty under changes of aleatoric uncertainty. For the Information Theoretic approach, the epistemic uncertainty remains relatively consistently low.

Aleatoric uncertainty for Flipout does not substantially increase for either of the disentangling methods, suggesting that it fails to predict aleatoric uncertainty altogether. All of the other models do seem to appropriately and fairly consistently predict an increase in aleatoric uncertainty in line with the decreasing accuracy.

At 100% shuffled labels the Information Theoretic approach show a dip in epistemic uncertainty. It should be considered that the learning task may become meaningless as there is no pattern to be learned. We demonstrate this effect on the Two Moons dataset in Figure 6. This demonstration with MC-Dropout on a Multi-Layer-Perceptron shows that as the aleatoric uncertainty reaches a maximum, the learning task becomes invalid no meaningful decision boundary is learned. It also visualises the behaviour that occurs in CIFAR-10 on a 2D feature space.

Corresponding to the dip in epistemic uncertainty from

the collapsed learning task we simultaneously observe a peak in aleatoric uncertainty, which is undesirable. Aleatoric uncertainty should be inversely proportional to accuracy, but is suppressed due to the predicted epistemic uncertainty. This effect is most apparent for Deep Ensembles, possibly because it predicted the highest epistemic uncertainty.

6 Discussion

Previous literature on aleatoric and epistemic uncertainty observe (and attempt to improve) the uncertainty in isolation (Mucsányi, Kirchhof, and Oh 2024; Shen et al. 2024; Kotelevskii and Panov 2024) by investigating the uncertainty for their corresponding downstream task such as rejection of ambiguous samples with aleatoric uncertainty or OoD detection with epistemic uncertainty. However, they do not investigate whether aleatoric and epistemic uncertainty interact.

Users of UQ methods consider that the predicted aleatoric and predicted epistemic uncertainty may be used to pinpoint the origin of uncertainty (van Gorp et al. 2022), but to establish this we should look at whether there are no spurious interactions between aleatoric and epistemic uncertainty.

We established three experiments where we manipulate one ground truth uncertainty, and see if the prediction corresponds, while the other uncertainty remains unaffected. This allows us to see whether the predicted uncertainties are *disentangled*. We investigate four different UQ methods based on Bayesian Neural Networks, and two conceptually different approaches of disentangling.

When manipulating the size of the dataset in the Dataset Size experiment, we see that the Gaussian Logits approach does not predict appropriately the changes in epistemic uncertainty with MC-Dropout and MC-DropConnect, though the behaviour is fine with Deep Ensembles. We see better behaviour with the Information Theoretic approach, though both approaches and all models predict an increasing aleatoric uncertainty with decreasing epistemic uncertainty. This shows that the theoretical limitations described in Wimmer et al. (2023) result in real problems. Many applications of Machine Learning have limited training data, which would have appropriately high epistemic uncertainty, but may underestimate the amount of aleatoric uncertainty.

By investigating OoD detection, we show that for both methods and both models, aleatoric uncertainty actually does increase on OoD samples. This is in contraction to theoretical expectations (Mukhoti et al. 2023), but aligns with other observations (Mucsányi, Kirchhof, and Oh 2024).

Our observations with injected aleatoric uncertainty in the Label Noise experiment show that the Gaussian Logits approach strongly conflates aleatoric uncertainty with epistemic uncertainty, though the Information Theoretic approach also seems to have increased predicted epistemic uncertainty when only aleatoric uncertainty increases.

The proposed method for evaluating disentangled aleatoric and epistemic uncertainty is theoretically sound, and should be used as a standard for novel approach of disentangled uncertainty. Currently, often aleatoric and epistemic uncertainty are assessed in isolation, but this set

of tests can assess them together. Recent work has been proposing alternatives to the Information Theoretic approach (Schweighofer et al. 2023; Kotelevskii and Panov 2024), with theoretical justification and experimental results on separate aleatoric and epistemic uncertainty. We propose that such methods should also consider whether the uncertainties are *disentangled*.

Note that our work focuses on cleanly disentangling aleatoric and epistemic uncertainty, such that aleatoric uncertainty measures should only respond to aleatoric uncertainty. In some use cases this might not be a hard requirement. When an application with UQ behaves the same for either aleatoric or epistemic uncertainty, true disentanglement is not strictly required. For example, in medical AI OoD detection is considered desirable as OoD samples are likely to be misclassified. However, if an ambiguous ID sample is falsely flagged as OoD, it is still acceptable, or even desirable that this sample is rejected. In this case the Gaussian Logits epistemic uncertainty seems to work quite well, as it indeed detects OoD samples, even though it is also affected by aleatoric uncertainty.

The primary limitation of the current study is that it focuses on disentangled uncertainty at a dataset level, but minimally looks at individual samples. In practice, the predicted uncertainty may be evaluated for individual samples, possibly relative to the average predicted uncertainty to show whether they are unusually uncertain. If the observations made here are consistent over the whole dataset, the relative predictions for individual samples might not suffer any adverse effect. Unfortunately, it is not possible to directly observe or manipulate the ground truth aleatoric or epistemic uncertainty of a single sample. Instead, we conclude that uncertainty is not disentangled at a population level, and argue that this is indicative of problems at a sample level.

7 Conclusion

We find that the currently available methods are inadequate for cleanly separating aleatoric and epistemic uncertainty. However, the Information Theoretic approach does seem to give better disentanglement. While the predicted aleatoric and epistemic uncertainty can correspond to underlying uncertainties, our results show that a certain kind of uncertainty being predicted does not mean that this is the actual source of that uncertainty.

This work introduces a robust and complete set of experiments that can be applied to any uncertainty quantification method that attempts to disentangle aleatoric and epistemic uncertainty, to measure whether these uncertainties are truly separated. We find that the currently available methods are not sufficient. An uncertainty quantification method that complies with the expectations demonstrated in the introductory Figure 2 is necessary to be able to identify the source of uncertainty in a prediction.

References

Abdar, M.; Pourpanah, F.; Hussain, S.; Rezazadegan, D.; Liu, L.; Ghavamzadeh, M.; Fieguth, P.; Cao, X.; Khosravi, A.; Acharya, U. R.; et al. 2021. A review of uncertainty

- quantification in deep learning: Techniques, applications and challenges. *Information fusion*, 76: 243–297.
- Aeberhard, S.; and Forina, M. 1991. Wine. UCI Machine Learning Repository. DOI: <https://doi.org/10.24432/C5PC7J>.
- Arriaga, O.; and Valdenegro-Toro, M. 2020. Unsupervised Difficulty Estimation with Action Scores. *arXiv preprint arXiv:2011.11461*.
- Barsoum, E.; Zhang, C.; Canton Ferrer, C.; and Zhang, Z. 2016. Training Deep Networks for Facial Expression Recognition with Crowd-Sourced Label Distribution. In *ACM International Conference on Multimodal Interaction (ICMI)*.
- Gal, Y.; and Ghahramani, Z. 2016. Dropout as a bayesian approximation: Representing model uncertainty in deep learning. In *international conference on machine learning*, 1050–1059. PMLR.
- Hendrycks, D.; and Dietterich, T. 2019. Benchmarking neural network robustness to common corruptions and perturbations. *arXiv preprint arXiv:1903.12261*.
- Jürgens, M.; Meinert, N.; Bengs, V.; Hüllermeier, E.; and Waegeman, W. 2024. Is Epistemic Uncertainty Faithfully Represented by Evidential Deep Learning Methods? *arXiv preprint arXiv:2402.09056*.
- Kendall, A.; and Gal, Y. 2017. What uncertainties do we need in bayesian deep learning for computer vision? *Advances in neural information processing systems*, 30.
- Kotelevskii, N.; and Panov, M. 2024. Predictive Uncertainty Quantification via Risk Decompositions for Strictly Proper Scoring Rules. *arXiv preprint arXiv:2402.10727*.
- Krizhevsky, A.; Hinton, G.; et al. 2009. Learning multiple layers of features from tiny images.
- Lakshminarayanan, B.; Pritzel, A.; and Blundell, C. 2017. Simple and scalable predictive uncertainty estimation using deep ensembles. *Advances in neural information processing systems*, 30.
- Mobiny, A.; Yuan, P.; Moulik, S. K.; Garg, N.; Wu, C. C.; and Van Nguyen, H. 2021. Dropconnect is effective in modeling uncertainty of bayesian deep networks. *Scientific reports*, 11(1): 5458.
- Mucsányi, B.; Kirchhof, M.; and Oh, S. J. 2024. Benchmarking Uncertainty Disentanglement: Specialized Uncertainties for Specialized Tasks. *arXiv preprint arXiv:2402.19460*.
- Mukhoti, J.; Kirsch, A.; van Amersfoort, J.; Torr, P. H.; and Gal, Y. 2023. Deep deterministic uncertainty: A new simple baseline. In *Proceedings of the IEEE/CVF Conference on Computer Vision and Pattern Recognition*, 24384–24394.
- Ovadia, Y.; Fertig, E.; Ren, J.; Nado, Z.; Sculley, D.; Nowozin, S.; Dillon, J.; Lakshminarayanan, B.; and Snoek, J. 2019. Can you trust your model’s uncertainty? evaluating predictive uncertainty under dataset shift. *Advances in neural information processing systems*, 32.
- Schweighofer, K.; Aichberger, L.; Ielanskyi, M.; and Hochreiter, S. 2023. Introducing an improved information-theoretic measure of predictive uncertainty. *arXiv preprint arXiv:2311.08309*.
- Sensoy, M.; Kaplan, L.; and Kandemir, M. 2018. Evidential deep learning to quantify classification uncertainty. *Advances in neural information processing systems*, 31.
- Shen, M.; Ryu, J. J.; Ghosh, S.; Bu, Y.; Sattigeri, P.; Das, S.; and Wornell, G. W. 2024. Are Uncertainty Quantification Capabilities of Evidential Deep Learning a Mirage? *arXiv e-prints*, arXiv–2402.
- Smith, L.; and Gal, Y. 2018. Understanding measures of uncertainty for adversarial example detection. *arXiv preprint arXiv:1803.08533*.
- Valdenegro, M. 2023. keras-uncertainty. <https://github.com/mvaldenegro/keras-uncertainty>.
- Valdenegro-Toro, M.; and Mori, D. S. 2022. A deeper look into aleatoric and epistemic uncertainty disentanglement. In *2022 IEEE/CVF Conference on Computer Vision and Pattern Recognition Workshops (CVPRW)*, 1508–1516. IEEE.
- van Gorp, H.; Huijben, I. A.; Fonseca, P.; van Sloun, R. J.; Overeem, S.; and van Gilst, M. M. 2022. Certainty about uncertainty in sleep staging: a theoretical framework. *Sleep*, 45(8): zsac134.
- Wen, Y.; Vicol, P.; Ba, J.; Tran, D.; and Grosse, R. 2018. Flipout: Efficient pseudo-independent weight perturbations on mini-batches. *arXiv preprint arXiv:1803.04386*.
- Wimmer, L.; Sale, Y.; Hofman, P.; Bischl, B.; and Hüllermeier, E. 2023. Quantifying aleatoric and epistemic uncertainty in machine learning: Are conditional entropy and mutual information appropriate measures? In *Uncertainty in Artificial Intelligence*, 2282–2292. PMLR.
- Xiao, H.; Rasul, K.; and Vollgraf, R. 2017. Fashion-mnist: a novel image dataset for benchmarking machine learning algorithms. *arXiv preprint arXiv:1708.07747*.

A Potential Experiments not Included

Our paper focuses on three experiments that we consider robust in establishing the quality of disentanglement. There are many other ways in which the quality of aleatoric and epistemic uncertainty may be measured, but they all have limitations in terms of disentanglement. In most of these alternative experiments a manipulation to the ground-truth aleatoric uncertainty may also have a large effect on the ground-truth epistemic uncertainty. Therefore, they cannot be reliably used for assessing the quality of disentanglement. We outline potential alternatives and the reason we do not use them below.

A.1 Datasets with known aleatoric uncertainty

Some datasets where multiple people annotated a sample sometimes indicate a measure of annotator-disagreement. For example, the FER+ dataset (Barsoum et al. 2016) has emotion-annotated images from 10 different annotators. The disagreement between annotators establishes the inherent ambiguity in the classification task and is therefore a measure of ground-truth aleatoric uncertainty.

However, the ambiguity may also be substantially harder to learn. The disagreement between annotators may stem from ambiguity in emotions (aleatoric), or because it can

be challenging (though not impossible) to find the identifying features of an emotion in an image (epistemic). Since this cannot be guaranteed at the ground-truth level, it also should not be used to assess the disentanglement.

A.2 Dataset shift

Introducing epistemic uncertainty by modifying the test data is a well established way to measure the quality of epistemic uncertainty estimation (Ovadia et al. 2019). For measuring the quality of disentanglement however, this manipulation should not affect the aleatoric uncertainty. Since these corruptions are usually made to be natural to the task (e.g. JPEG compression artifacts (Hendrycks and Dietterich 2019)) a model may have learned through aleatoric uncertainty that jpeg-artifacts indicate (aleatoric) uncertainty.

While it may be possible to come up with corruptions that are difficult to learn from the *clean* data, it is impossible to guarantee that they are not related.

A.3 Added input noise in training data

The Label Noise experiment adds noise to the training labels to introduce aleatoric uncertainty. It may be considered that noise can also be introduced at the input level by adding image corruptions similar to CIFAR-10C (Hendrycks and Dietterich 2019). However, it is unclear whether this kind of corruptions really makes the relationship between the features and the labels more stochastic (aleatoric), or only more complex (epistemic). Therefore, it cannot be used to reliably evaluate disentanglement.

A.4 Epistemic uncertainty should be better at Active Learning

Since epistemic uncertainty indicates that the uncertainty for a given sample can still be reduced, it is theoretically well suited for Active Learning. Normally, Active Learning considers the total uncertainty about a sample to identify whether it would benefit from learning its annotation. By considering only the epistemic aspect, the samples that are impossible to learn anyway (due to aleatoric uncertainty) are not selected.

However, various studies have shown that aleatoric and epistemic uncertainty have a tendency to correlate (Valdenegro-Toro and Mori 2022; Mucsányi, Kirchhof, and Oh 2024). Because of this, a good estimation of aleatoric uncertainty may be closer to the ground truth epistemic uncertainty than a bad estimation of the epistemic uncertainty. This is not a limitation of the disentanling, but only of the quality of epistemic uncertainty estimation.

This makes comparing an aleatoric-uncertainty based Active Learning strategy against an epistemic-uncertainty based Active Learning strategy an unreliable test for the quality of disentanglement.

B Underfitting on Two Moons

Figure 7 shows a similar setup to Figure 4, but the amount of epochs is kept at 100. Here we see that for fewer training samples the learned decision boundary is much simpler, so that higher aleatoric uncertainty is predicted. This shows

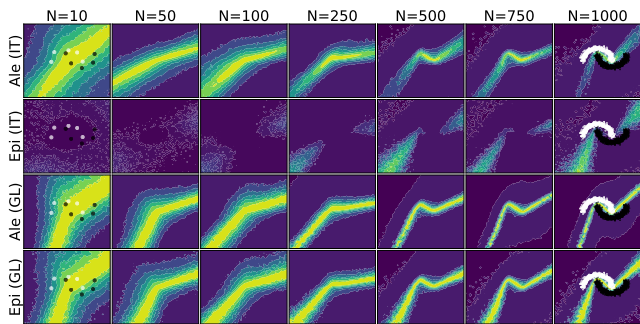


Figure 7: Aleatoric and epistemic uncertainty with changing dataset sizes for the Two Moons dataset with MC-Dropout where each model is trained for 100 epochs. For small datasets (left size) the decision boundary becomes simpler, and the models predicted more aleatoric uncertainty. On small datasets the models are under-fitting.

that an underfitting model can misrepresent epistemic uncertainty as aleatoric uncertainty. This problem exists regardless of the method for disentanglement.

Based on this we decided to make the number of epochs inversely proportional to the training dataset size, so we wouldn't falsely estimate too high aleatoric uncertainty due to underfitting.

C Reproduction on Fashion MNIST

The same setup of the three experiments is repeated with a CNN on the Fashion MNIST dataset (Xiao, Rasul, and Vollgraf 2017). Figure 8 shows the results of the Dataset Size experiment on Fashion MNIST. The accuracy is higher than for the CIFAR-10 dataset, and the uncertainty is lower, but the patterns overall are very similar for the different UQ methods and the different disentanglement approaches.

Figure 9 shows the results of the Label Noise experiment on Fashion MNIST. All the phenomena found on the CIFAR-10 data are also clear here, including the collapse of epistemic uncertainty when the data is fully shuffled. This

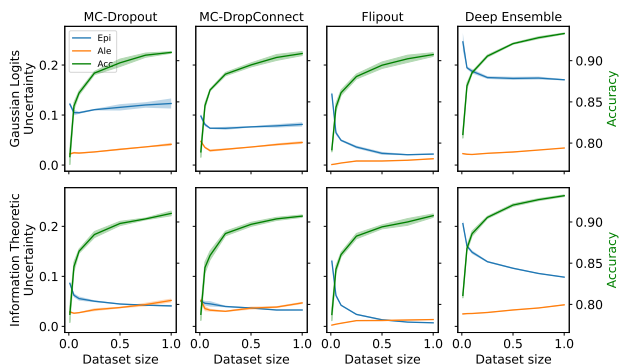


Figure 8: Changing dataset size on Fashion MNIST. Results are very similar to CIFAR-10 and show the same main effects.

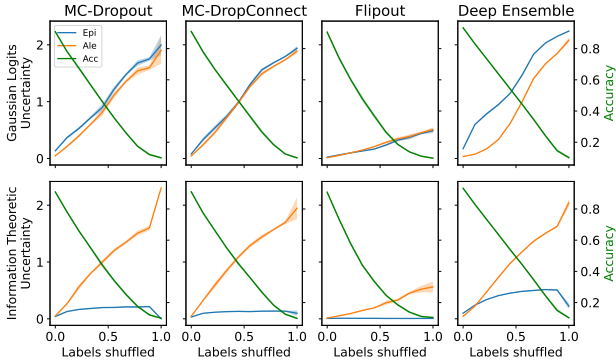


Figure 9: Changing label noise on Fashion MNIST. Results are very similar to CIFAR-10 and show the same main effects.

UQ Method	GL Ale	GL Epi	IT Ale	IT Epi
Dropout	0.753	0.769	0.761	0.764
DropConnect	0.748	0.780	0.766	0.746
Flipout	0.649	0.673	0.661	0.579
Deep Ens.	0.768	0.811	0.780	0.787

Table 2: ROC-AUC for OoD class detection on Fashion MNIST. The average standard error is 0.003. The Gaussian Logits Epistemic uncertainty consistently outperforms other uncertainty predictions.

shows that the results are consistent with different datasets.

Tables 2 shows results of the OoD Detection experiment on Fashion MNIST. Here, the Gaussian Logits epistemic uncertainty is consistently better than other uncertainty predictions in identifying the OoD class. This is in contradiction to the results for CIFAR-10 in Table 1, which showed less consistent effects. From these results we should not make recommendations about which disentanglement method works best for a specific UQ method for OoD detection. The main conclusion that both predictions aleatoric uncertainty perform better at OoD detection than they should still holds.

D Reproduction on Wine dataset

To show that the observed effect also occurs outside of Computer Vision tasks we repeat the experiments on the UCI ML Wine dataset (Aeberhard and Forina 1991). This dataset contains tabular data with 13 features and 178 samples. All 13 features are numerical, and the target label has three classes indicating the grape cultivar used for the wine.

The dataset is split into an 80% train set and a 20% test set. The only preprocessing we did is Z-score normalisation. We apply the three experiments with a Multi-Layer perceptron with shape $13 \times 32 \times 32 \times 16 \times 3$. MC-Dropout, MC-DropConnect and Flipout are implemented around the penultimate layer in the same way as we did for the CNN.

The Dataset Size experiment is repeated with the Wine dataset in Figure 10. This shows similar patterns to what was shown on CIFAR-10 and Fashion MNIST, but with substantially more noise. Additionally, even with very few

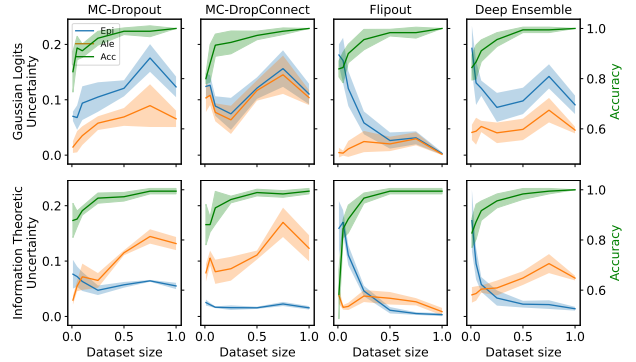


Figure 10: Changing dataset size on Wine dataset. The patterns have some resemblance to the Dataset Size experiments for CIFAR-10 and Fashion MNIST, but with much more noise. Accuracy only changes minimally for MC-Dropout and MC-DropConnect. Results are very similar to CIFAR-10.

UQ Method	GL Ale	GL Epi	IT Ale	IT Epi
Dropout	0.971	0.961	0.943	0.670
DropConnect	0.959	0.957	0.954	0.883
Flipout	0.981	0.981	0.982	0.974
Deep Ens.	0.985	0.984	0.981	0.952

Table 3: ROC-AUC for OoD class detection on Wine dataset. The average standard error is 0.010. The Information Theoretic epistemic uncertainty performs worse than the other predicted uncertainties. Flipout and Deep Ensembles perform better than MC-Dropout and MC-DropConnect.

training samples, most models achieve high accuracy. Since the change in epistemic uncertainty is supposed to relate to the change in accuracy, it makes sense that epistemic uncertainty does not substantially decrease for MC-Dropout and MC-DropConnect.

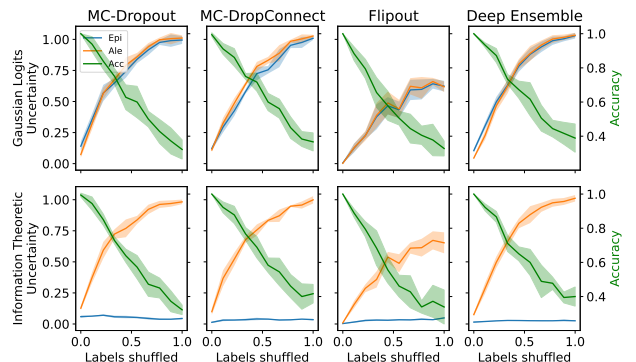


Figure 11: Changing label noise on Wine dataset. Effects are similar to Fashion MNIST and CIFAR-10, except with more noise due to the smaller dataset.

The OoD Detection experiment is replicated in Table 3. In this case, there are only two ID classes whereas for CIFAR-10 and Fashion MNIST there were nine. We observe substantially higher ROC-AUC scores overall, indicating that OoD detection is much easier on the Wine dataset. The standard error is larger than most observed differences, but it is clear that the Information Theoretic epistemic uncertainty performs worse than alternative uncertainty predictions. Both Flipout and Deep Ensembles perform quite well, and out-compete MC-Dropout and MC-Dropconnect. While differences are small, the problem that aleatoric uncertainty is performing quite well at OoD Detection shows that the predicted aleatoric uncertainty is affected by epistemic uncertainty.

Lastly, Figure 11 reproduces the Label Noise experiment on the Wine dataset. Here the change in accuracy is more robust, and we see a corresponding increase in aleatoric uncertainty. Figures 5 and 9 show a decrease in IT epistemic uncertainty when the labels are fully random, but this is not observed here. This may be because the amount of epistemic uncertainty is already minimal, as this is a comparatively easy task.