

Bidirectional Gated Mamba for Sequential Recommendation

Ziwei Liu*

City University of Hong Kong
Hong Kong, China
ziwliu8-c@my.cityu.edu.hk

Qidong Liu*

Xi'an Jiaotong University
City University of Hong Kong
Xi'an, China
liuqidong@stu.xjtu.edu.cn

Yejing Wang

City University of Hong Kong
Hong Kong, China
yejing.wang@my.cityu.edu.hk

Wanyu Wang

City University of Hong Kong
Hong Kong, China
wanyuwang4-c@my.cityu.edu.hk

Pengyue Jia

City University of Hong Kong
Hong Kong, China
jia.pengyue@my.cityu.edu.hk

Maolin Wang

City University of Hong Kong
Hong Kong, China
Morin.wang@my.cityu.edu.hk

Zitao Liu

Jinan University
Guang Zhou, China
liuzitao@jnu.edu.cn

Yi Chang

Jilin University
Ji Lin, China
yichang@jlu.edu.cn

Xiangyu Zhao[†]

City University of Hong Kong
Hong Kong, China
xianzhao@cityu.edu.hk

ABSTRACT

In various domains, Sequential Recommender Systems (SRS) have become essential due to their superior capability to discern intricate user preferences. Typically, SRS utilize transformer-based architectures to forecast the subsequent item within a sequence. Nevertheless, the quadratic computational complexity inherent in these models often leads to inefficiencies, hindering the achievement of real-time recommendations. Mamba, a recent advancement, has exhibited exceptional performance in time series prediction, significantly enhancing both efficiency and accuracy. However, integrating Mamba directly into SRS poses several challenges. Its inherently unidirectional nature may constrain the model's capacity to capture the full context of user-item interactions, while its instability in state estimation can compromise its ability to detect short-term patterns within interaction sequences.

To overcome these issues, we introduce a new framework named SelectIve Gated Mamba (SIGMA). This framework leverages a Partially Flipped Mamba (PF-Mamba) to construct a bidirectional architecture specifically tailored to improve contextual modeling. Additionally, an input-sensitive Dense Selective Gate (DS Gate) is employed to optimize directional weights and enhance the processing of sequential information in PF-Mamba. For short sequence modeling, we have also developed a Feature Extract GRU (FE-GRU) to efficiently capture short-term dependencies. Empirical results indicate that SIGMA outperforms current models on five real-world datasets.

*Both authors contributed equally to this research.

[†]Corresponding author

Permission to make digital or hard copies of all or part of this work for personal or classroom use is granted without fee provided that copies are not made or distributed for profit or commercial advantage and that copies bear this notice and the full citation on the first page. Copyrights for components of this work owned by others than ACM must be honored. Abstracting with credit is permitted. To copy otherwise, or republish, to post on servers or to redistribute to lists, requires prior specific permission and/or a fee. Request permissions from permissions@acm.org.

Conference'17, July 2017, Washington, DC, USA

© 2024 Association for Computing Machinery.

ACM ISBN 978-x-xxxx-xxxx-x/YY/MM... \$15.00

<https://doi.org/10.1145/nnnnnnn.nnnnnnn>

Our implementation code is available at <https://github.com/ziwliu-cityu/SIMGA> to ease reproducibility.

CCS CONCEPTS

• Information systems → Recommender systems.

KEYWORDS

Sequential Recommender Systems, State Space Model, Gate Mechanism

ACM Reference Format:

Ziwei Liu, Qidong Liu, Yejing Wang, Wanyu Wang, Pengyue Jia, Maolin Wang, Zitao Liu, Yi Chang, and Xiangyu Zhao. 2024. Bidirectional Gated Mamba for Sequential Recommendation. In *Proceedings of ACM Conference (Conference'17)*. ACM, New York, NY, USA, 11 pages. <https://doi.org/10.1145/nnnnnnn.nnnnnnn>

1 INTRODUCTION

Over the past decade, sequential recommender systems (SRS) have demonstrated promising potential across various domains, including content streaming platforms [32] and e-commerce [36]. To harness this potential and meet the demand for accurate next-item predictions [6], an increasing number of researchers are focusing on refining existing architectures and proposing novel approaches [29, 37].

Recently, Transformer-based models have emerged as the leading approach in sequential recommendation due to their outstanding performance [4]. By leveraging the powerful self-attention mechanism [15, 35], these models have demonstrated a remarkable ability to deliver accurate predictions. However, despite their impressive performance, current transformer-based models are proven inefficient since the amount of computation grows quadratically as the length of the input sequence increases [15]. Other approaches, such as RNN-based models *e.g.*, GRU4Rec [12] and MLP-based models *e.g.*, MLP4Rec [21], are proven to be efficient due to their linear complexity. Nevertheless, they have struggled with handling long and complex patterns [40]. All these methods above seem to have

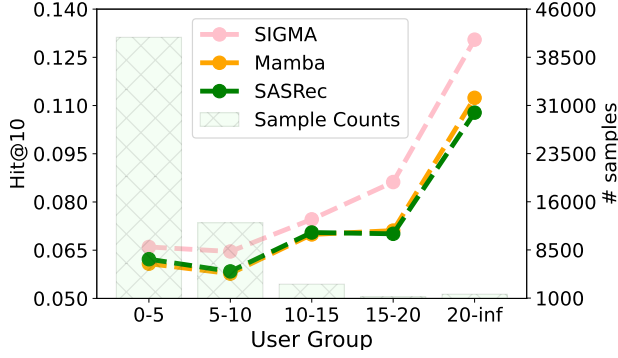


Figure 1: The illustration for long-tail user problem.

suffered from a significant trade-off between effectiveness and efficiency. Consequently, a specially designed State Space Model (SSM) called Mamba [8] has been proposed. By employing simple input-dependent selection on the original SSM [9, 24], it has demonstrated remarkable efficiency and effectiveness.

However, two significant challenges hinder the direct adoption of Mamba in SRS:

- **Context Modeling:** While previous research has demonstrated Mamba’s reliability in capturing sequential information [8, 39], its unidirectional architecture imposes significant limitations in SRS applications. By only capturing users’ past behaviors, Mamba cannot leverage future contextual information, potentially leading to an incomplete understanding of user preferences [24, 34]. For instance, if a user consistently purchases household items but begins to show interest in sports equipment, a model that does not consider future contexts may struggle to recognize this shift, resulting in sub-optimal next-item predictions [13, 19].
- **Short Sequence Modeling:** This challenge is primarily driven by the long-tail user problem, a common issue in sequential recommendation. Long-tail users refer to such users who interact with only a few items but typically receive lower-quality recommendations compared to the normal ones [16, 17]. Furthermore, the instability in state estimation caused by limited data in short sequences [8, 33, 41] exacerbates this problem when Mamba is directly applied to SRS, highlighting the need for effective short sequence modeling. For illustration, we compare two leading baselines, Mamba4Rec [24] and SASRec [14], against our proposed framework on the Beauty dataset. As shown in Figure 1, the histogram depicts the number of users in each group, while the line represents recommendation performance in terms of Hit@10. SASRec outperforms Mamba4Rec in the first three groups, demonstrating Mamba4Rec’s exacerbation of the long-tail user problem.

To address these challenges and better leverage Mamba’s strengths, we propose an innovative framework called **SelectIve Gated MAMba** for Sequential Recommendation (SIGMA). Our approach introduces the Partially Flipped Mamba (PF-Mamba), a specialized bidirectional structure that captures contextual information [13, 24]. We then introduce an input-dependent Dense Selective Gate (DS Gate) to allocate the weights of the two directions and further filter the information. Additionally, we develop a Feature Extract GRU (FE-GRU) to better model short-term patterns in interaction sequences [11],

offering a possible solution to the long-tail user problem. Our contributions are summarized as follows::

- We identify the limitations of Mamba when applied to SRS, attributing them to its unidirectional structure and instability in state estimation for short sequences.
- We introduce SIGMA, a novel framework featuring a Partially Flipped Mamba with a Dense Selective Gate and a Feature Extract GRU, which respectively address the challenges of context modeling and short sequence modeling.
- We validate SIGMA’s performance on five public real-world datasets, demonstrating its superiority.

2 METHODOLOGY

In this section, we will introduce a novel framework, SIGMA, which effectively addresses the aforementioned problems by adopting PF-Mamba with a Dense Selective Gate and a Feature Extract GRU. We will first present the overview of our proposed framework; then detail the important components of our architecture; and lastly introduce how we conduct our training and inference procedures.

2.1 Framework Overview

In this section, we present an overview of our proposed framework in Figure 2.

Firstly, we employ an embedding layer to learn the representation for input items. After getting the high-dimensional interaction representation, we propose a G-Mamba block to selectively extract the information. Specifically, the G-Mamba block consists of a bidirectional Mamba path and a GRU path, which respectively address challenges in context modeling and short sequence modeling. Then, a Position-wise Feed-Forward Network (PFFN) is adopted to improve the modeling ability of user actions in the hidden representation. Finally, processed by the prediction layer, we can get an accurate next-item prediction.

2.2 Embedding Layer

For existing SRSs, It is necessary to map the sequential information in user-item interaction to a high-dimensional space [25] to effectively capture the temporal dependencies. In our framework, we choose a commonly used method for constructing the item embedding. Here, we denote the user set as $\mathcal{U} = \{u_1, u_2, \dots, u_{|\mathcal{U}|}\}$ and the item set as $\mathcal{V} = \{v_1, v_2, \dots, v_{|\mathcal{V}|}\}$. So for a chronologically ordered interaction sequence, it can be expressed as $S_u = [s_1, s_2, \dots, s_{n_u}]$, where n_u represents the length of the sequence for user $u \in \mathcal{U}$. For simplicity, we omit the mark (u) in the following sections. Regarding this interaction sequence as the input tensor, we denote D as the embedding dimension and use a learnable item embedding matrix $E \in \mathbb{R}^{|\mathcal{V}| \times D}$ to adaptively project s_i into the representation h_i . The whole interaction sequence can be output as:

$$H_0 = [h_1, h_2, \dots, h_N] \quad (1)$$

where N denotes the length of user-item interactions.

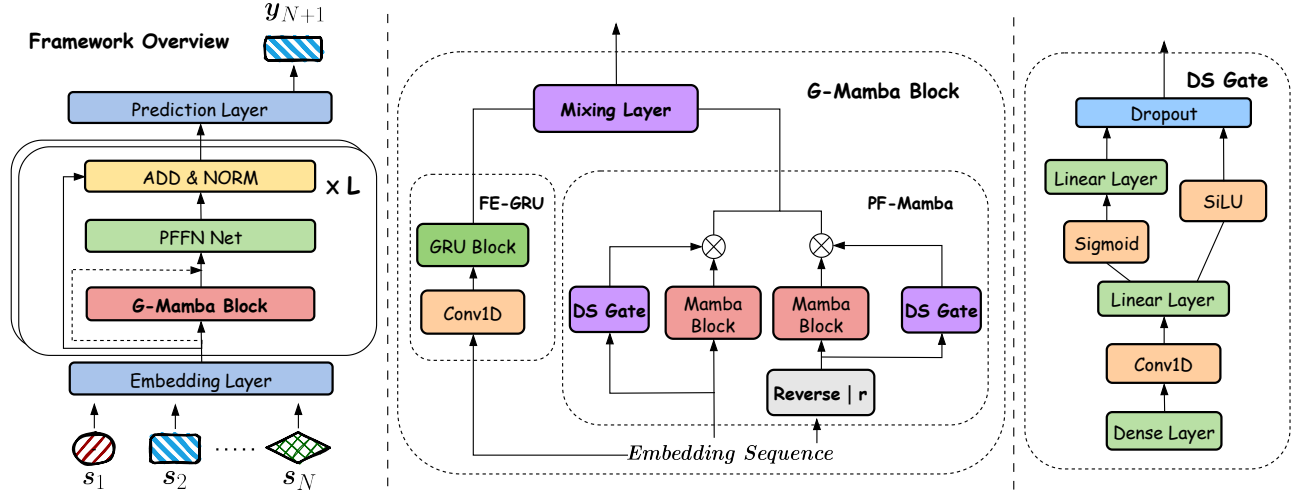


Figure 2: Framework of proposed SIGMA. The core part of this framework is the G-Mamba Block, which can directly tackle the context modeling and short sequence modeling challenges when introducing Mamba to SRS.

2.3 G-Mamba Block

In this section, we will detail the design of our proposed G-Mamba Block. Starting with the input sequence processed by the Embedding Layer, this block introduces two paralleling paths *i.e.*, PF-Mamba and FE-GRU, which respectively address the context modeling challenge and short sequence modeling challenge. Specifically, for the contextual information loss caused by the unidirectional structure of Mamba [8, 19], we introduce the Partially Flipped Mamba. It modifies the original unidirectional structure to a bi-directional one by employing a reverse block that partially flips the first r items in the interaction sequence. Next, a Dense Selective Gate is proposed to properly allocate the weights of the two directions depending on the input sequence [31, 43]. Additionally, for the long-tail user problem, we introduce the Feature Extract GRU, effectively capturing short-term preferences [11, 17].

2.3.1 Partially Flipped Mamba. This module is proposed to address the context modeling challenge by leveraging the bi-directional structure. Current bi-directional methods like Dual-path Mamba [13] or Vision Mamba [45] usually just flip the whole input sentence to enable the global capturing capability. Although it allows the model to have a better understanding of the context, it significantly reduces the influence of short-term patterns in interaction sequences, leading to the loss of important interest dependencies. To address this issue, we introduce a partial flip method and integrate it with the Mamba block to construct a bi-directional structure. Followed by embedding sequence H_0 in Equation (1), the partially flip function adaptively reverses the first n items while remaining the last r items in the input tensor from $H_0 = [h_1, h_2, \dots, h_n, h_{n+1}, \dots, h_N]$ to $H_0^f = [h_n, \dots, h_2, h_1, h_{n+1}, \dots, h_N]$. r is a pre-defined hyper-parameter that equals $N - n$, which determines the range of the remaining items, *i.e.*, what extent we focus on the short-term preferences. After processing the input sequence, we utilize two Mamba blocks to construct a bi-directional architecture and process these

two sequences as follows:

$$\begin{aligned} M_0 &= \text{Mamba}(H_0) \in \mathbb{R}^{L \times D} \\ M_0^f &= \text{Mamba}(H_0^f) \in \mathbb{R}^{L \times D} \end{aligned} \quad (2)$$

where L and D respectively represent the sequence length and hidden dimension at each time step. These two feature representations will then get a dot product with an input-dependent DS Gate to further learn the user preferences.

$$\hat{M}_0 = \mathcal{G}_1(H_0) \cdot M_0 + \mathcal{G}_1(H_0^f) \cdot M_0^f \quad (3)$$

where \mathcal{G}_1 represents the designed DS Gate and $\hat{M}_0 = [m_1, m_2, \dots, m_N]^T$ denotes the output from PF-Mamba.

2.3.2 Dense Selective Gate. To allocate the weights of two Mamba blocks and further filter the information according to the input sequence, we design an input-dependent Dense Selective Gate. It starts with a dense layer and a Conv1d layer to extract the original sequential information from the context, which can be formalized as follows:

$$G_0 = \text{Conv1d}(H_0 W_\sigma^{(1)} + b_\sigma^{(1)}) \quad (4)$$

where H_0 is denoted as the output of embedding layer followed by Equation (1). Then, we introduce a forget gate and a SiLU gate [31] to generate the weights from the interaction sequence:

$$\begin{aligned} \delta_1(G_0) &= G_0 W_\delta^{(1)} + b_\delta^{(1)} \\ \mathcal{G}_0(G_0) &= \sigma(\delta_1(G_0)) \end{aligned} \quad (5)$$

where $W_\delta^{(1)} \in \mathbb{R}^{D \times D}$ is the weight, $b_\delta^{(1)} \in \mathbb{R}^D$ is bias; \mathcal{G}_0 denoted as the symbol of forget gate; $\sigma(\cdot)$ represents the Sigmoid activation function [10]. By employing this \mathcal{G}_0 , we can control the information flow in G_0 to selectively retain or suppress certain information [3]. Apart from the \mathcal{G}_0 , we also employ a SiLU function to further improve the capability for capturing more complex patterns and

features [30]. Therefore, We can conclude our DS Gate as follows:

$$\mathcal{G}_1(\mathbf{H}_0) = \text{SiLU}(\delta_1(G_0)) + \mathcal{G}_0(G_0) \quad (6)$$

This method allows the PF-Mamba to balance two directions of the input sequence and produce a global representation.

2.3.3 Feature Extract GRU. To handle Mamba’s undesirable performance on short sequence modeling, we introduce one more GRU path called Feature Extract GRU in our SIGMA framework. Considering efficiency and effectiveness, we only introduce one more convolution function before the GRU cell to extract and mix the features [42]. By employing this one-dimensional convolution with a well-designed kernel size, we can aggregate and extract information from the short-term pattern of the input embedding sequence. Then, we can extract the hidden representation by utilizing GRU’s impressive capability in capturing short-term dependencies. The whole processing procedure can then be formalized as follows:

$$\begin{aligned} C &= \text{Conv1d}(\mathbf{H}_0) = [c_1, c_2, \dots, c_n] \\ z_t &= \sigma(\mathbf{W}_z \cdot [f_{t-1}, c_t] + b_z) \\ r_t &= \sigma(\mathbf{W}_r \cdot [f_{t-1}, c_t] + b_r) \\ \tilde{f}_t &= \tanh(\mathbf{W} \cdot [r_t \odot f_{t-1}, c_t] + b) \\ f_t &= z_t \odot f_{t-1} + (1 - z_t) \odot \tilde{f}_t \end{aligned} \quad (7)$$

where $\sigma(\cdot)$ is the sigmoid activation function, c_t is the input of GRU module in t^{th} time step, f_t represents the t^{th} hidden states, z_t and r_t are the update gate and the reset gate, respectively. b_z, b_r, b are bias, $\mathbf{W}_z, \mathbf{W}_r, \mathbf{W}$ are trainable weight matrices. The final output of FE-GRU can be denoted as $F_0 = [f_1, f_2, \dots, f_N] \in \mathbb{R}^{L \times D}$.

Mixing Layer. To capture user-item interactions globally and get the comprehensive hidden representation, we introduce another layer to mix the outputs of the FE-GRU and PF-Mamba for the next-item prediction. The procedure can be formalized as follows:

$$\mathbf{Z}_0 = a_1 \mathbf{M} + a_2 \mathbf{F}_0 \in \mathbb{R}^{L \times D} \quad (8)$$

where a_1, a_2 are all trainable parameters. Then, we employ a linear layer to capture complex relationships:

$$\hat{\mathbf{Z}}_0 = \mathbf{Z}_0 \mathbf{W}_\delta^{(2)} + b_\delta^{(2)} \quad (9)$$

where $\mathbf{W}_\delta^{(2)} \in \mathbb{R}^{D \times D}$ is the weight, $b_\delta^{(2)} \in \mathbb{R}^D$ is bias.

2.4 PFFN Network

To capture the complex features, we further leverage a position-wise feed-forward network (PFFN Net) [14, 24]:

$$\mathbf{R}_0 = \text{GELU}(\hat{\mathbf{Z}}_0 \mathbf{W}_\delta^{(3)} + b_\delta^{(3)}) \mathbf{W}_\delta^{(4)} + b_\delta^{(4)} \quad (10)$$

where $\mathbf{W}_\delta^{(3)} \in \mathbb{R}^{D \times 4D}$, $\mathbf{W}_\delta^{(4)} \in \mathbb{R}^{4D \times D}$, $b_\delta^{(3)} \in \mathbb{R}^{4D}$, $b_\delta^{(4)} \in \mathbb{R}^D$ are parameters of two dense layers, \mathbf{R}_0 represents the user representation. After that, we employ a layer normalization and a residual path to stabilize the training process and ensure that the gradients flow more effectively through the network. To maintain generality, the subscript (0) here only denotes that the final user representation is obtained by 1 SIGMA layer. Actually, we can stack more such layers to better capture complex user preferences.

Table 1: The Statistics of Datasets

Dataset	# Users	# Items	Sparsity	Avg.length
Yelp	82,900	64,210	99.98%	9.68
Sports	75,185	48,567	99.98%	8.07
Beauty	22,364	12,102	99.93%	8.88
ML-1M	6,041	3,417	95.53%	165.60
Games	55,145	17,287	99.94%	9.01

2.5 Train and Inference

In this subsection, we will present some details about the training and inference progress in our framework. As mentioned in Equation (10), we get the mixed hidden state representation \mathbf{R}_0 , which involves the sequential information for the first N items. Assuming the embedding for items as $\mathbf{H}^{\text{item}} = [h_1^{\text{item}}, h_2^{\text{item}}, \dots, h_K^{\text{item}}] \in \mathbb{R}^{K \times D}$, where K denotes the total number of items. The details for the next-item prediction can be formalized as follows:

$$\begin{aligned} \text{logits}_{ik} &= \sum_{j=1}^d \mathbf{R}_{ij} \cdot \mathbf{H}_{kj}^{\text{item}} \\ P_{ik} &= \frac{\exp(\text{logits}_{ik})}{\sum_{l=1}^M \exp(\text{logits}_{il})} \end{aligned} \quad (11)$$

Where logits_{ik} and P_{ik} respectively represent the prediction scores and corresponding probability of the i -th sample for the k -th item. And we can formulate our Cross Entropy Loss (CE) [44] and minimize it as:

$$\mathcal{L}_{CE} = -\frac{1}{B} \sum_{i=1}^B \log P_{i, y_i} \quad (12)$$

Where y_i represents the actual positive sample for i -th sample and B represents the batch size following the previous formulas. By constantly updating the loss in each epoch, we can obtain the optimal weighting parameters and correspondingly get an accurate next-item prediction.

3 EXPERIMENT

In this section, first we introduce the experiment setting. Then we present extensive experiments to evaluate the effectiveness of our proposed SIGMA. All reported experimental results are the average values obtained from five independent runs of the algorithm

3.1 Experiment Setting

3.1.1 Dataset. We conduct comprehensive experiments on five representative real-world datasets *i.e.*, Yelp¹, Amazon-based² (Beauty, Sports and Games) and MovieLens-1M³. The statistics of datasets after preprocessing are shown in Table 1. For the grouped user analysis, all datasets are categorized into three subsets based on user interaction length: “Short” (0 – 5), “Medium” (5 – 20), and “Long” (20 – *inf*). Additionally, we arrange user interactions sequentially by time across all datasets and use the leave-one-out method for data

¹<https://www.yelp.com/dataset>

²https://cseweb.ucsd.edu/jmcauley/datasets.html#amazon_reviews

³<https://grouplens.org/datasets/movielens/>

Table 2: Overall performance comparison between SIGMA and other baselines. The best results are bold, and the second-best are underlined. “*” indicates the improvements are statistically significant (i.e., two-sided t-test with $p < 0.05$) over baselines).

Datasets	Eval Metrics	GRU4Rec	BERT4Rec	SASRec	LinRec	FEARec	Mamba	ECHO	SIGMA	Improv.
Yelp	HR@10	0.0441	0.0489	0.0551	<u>0.0579</u>	0.0554	0.0552	0.0578	0.0629*	8.82%
	NDCG@10	0.0296	0.0317	0.0354	0.0382	<u>0.0391</u>	0.0344	0.0389	0.0412*	5.37%
	MRR@10	0.0218	0.0243	0.0297	<u>0.0322</u>	0.0321	0.0290	0.0302	0.0346*	7.45%
Sports	HR@10	0.0523	0.0579	0.0721	0.0709	0.0746	0.0676	0.0689	<u>0.0735</u>	-1.47%
	NDCG@10	0.0486	0.0501	0.0546	0.0541	<u>0.0575</u>	0.0563	0.0569	0.0590*	2.62%
	MRR@10	0.0453	0.0477	0.0513	0.0501	0.0521	0.0527	<u>0.0534</u>	0.0556*	4.12%
Beauty	HR@10	0.0612	0.0764	0.0852	0.0837	<u>0.0967</u>	0.0880	0.0903	0.0986*	1.96%
	NDCG@10	0.0334	0.0395	0.0532	0.0519	0.0530	0.0540	<u>0.0567</u>	0.0604*	6.53%
	MRR@10	0.0242	0.0285	0.0392	0.0371	0.0410	0.0436	<u>0.0447</u>	0.0488*	7.83%
ML-1M	HR@10	0.2944	0.2977	0.2998	0.3102	<u>0.3283</u>	0.3253	0.3239	0.3308*	0.76%
	NDCG@10	0.1652	0.1687	0.1692	0.1764	0.1843	<u>0.1868</u>	0.1848	0.1906*	2.03%
	MRR@10	0.1252	0.1294	0.1279	0.1357	<u>0.1459</u>	0.1413	0.1429	0.1479*	1.37%
Games	HR@10	0.1484	0.1502	0.1592	0.1604	<u>0.1616</u>	0.1564	0.1578	0.1627*	0.681%
	NDCG@10	0.0964	0.0978	0.1002	0.1021	0.1032	<u>0.1050</u>	0.1044	0.1088*	3.62%
	MRR@10	0.0735	0.0728	0.0794	0.0824	0.0843	<u>0.0894</u>	0.0887	0.0924*	3.36%

splitting. The detailed description and preprocessing procedures can be found in **Appendix B**.

3.1.2 Evaluation Metrics. To assess performance, we use Top-10 Hit Rate (HR@10), Top-10 Normalized Discounted Cumulative Gain (NDCG@10), and Top-10 Mean Reciprocal Rank (MRR@10) as evaluation metrics, all of which are widely used in related studies [3, 8, 13]. These metrics offer a comprehensive evaluation of the SRS’s performance. For more details, please refer to the description and calculation methods in **Appendix C**.

3.1.3 Implementation Details. In this section, we provide a detailed description of our framework’s implementation. The code can be found in **Supplementary Material**. For GPU selection, all experiments are conducted on a single NVIDIA L4 GPU. The Adam optimizer [18] is used with a learning rate of 0.001. For a fair comparison, the embedding dimension for all tested models is set to 64. Other implementation details are the same as original papers [14, 24, 38], which are presented in **Appendix D**.

3.1.4 Baselines. To demonstrate the effectiveness and efficiency of our proposed framework, we compare SIGMA with state-of-the-art transformer-based models (**BERT4Rec** [34], **SASRec** [14], **LinRec** [25], **FEARec** [5]), RNN-based models (**GRU4Rec** [12]), and SSM-based models (**Mamba4Rec** [24], denoted as Mamba, **ECHOMamba4Rec** [38]), denoted as ECHO. Additional details are provided in **Appendix E**.

3.2 Overall Performance Comparison

As shown in Table 2, we present a performance comparison on five datasets. The results show that our SIGMA framework outperforms all competing transformer-based, RNN-based, and SSM-based baselines, with significant improvements ranging from 0.76% to 8.82%. Such a comparison highlights the effectiveness of our unique design for combining Mamba with the sequential recommendation.

Table 3: Efficiency comparison of inference time per batch (ms) and GPU memory usage (GB).

Dataset	Model	Inf. Time	GPU Mem.
Beauty	SASRec	123ms	7.58G
	FEARec	129ms	8.11G
	LinRec	<u>72ms</u>	3.08G
	Mamba	<u>72ms</u>	2.58G
	ECHO	78ms	3.01G
	SIGMA	68ms	<u>2.89G</u>
Games	SASRec	189ms	7.23G
	FEARec	260ms	7.98G
	LinRec	173ms	3.68G
	Mamba	<u>174ms</u>	3.40G
	ECHO	178ms	<u>3.19G</u>
	SIGMA	171ms	3.11G

From the results, RNN-based models struggle with complex dependencies, resulting in relatively inferior performance. Besides, transformer-based models often show comparable performance, suggesting their powerful capacities in sequence modeling by self-attention. However, they still slightly lag behind our SIGMA because of the short sequence modeling problem they are facing and Mamba’s more powerful abilities in capturing long-term dependency [39]. In terms of the SSM-based models, we find that they also underperform our SIGMA consistently, because of the context modeling and short sequence modeling problems mentioned before. Especially, Mamba4Rec and ECHOMamba4Rec show inferior performance in the Sports and Beauty datasets, whose average lengths are relatively shorter. Such a phenomenon emphasizes their weaknesses in long-tail users by direct adaptation of Mamba for the sequential recommendation.

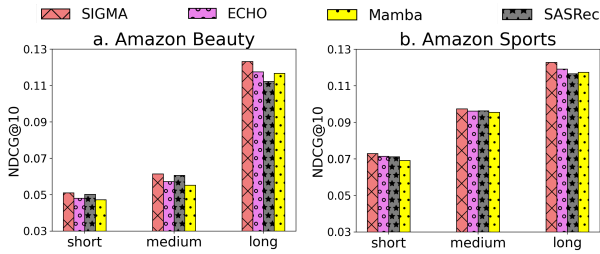


Figure 3: User group analysis on Beauty and Sports.

3.3 Efficiency Comparison

In this section, we analyze the efficiency of SIGMA compared to other baselines by examining the inference time per batch and GPU memory usage during inference. The results, presented in Table 3, offer several valuable insights. First, we can find that the Mamba-based methods, including our SIGMA, can achieve higher efficiency remarkably compared with the transformer-based methods, except for LinRec. The reason lies in the simple input-dependent selection mechanism of Mamba. Then, though the efficiency-specified LinRec also owns comparable efficiency, it slightly downgrades the effectiveness of the transformer. By comparison, our SIGMA can achieve a better efficiency-effectiveness trade-off. To further analyze the efficiency of our SIGMA from a theoretical view, we refer to the complexity analysis in **Appendix A**. Besides, Additional experiments on the other three datasets are provided in **Appendix F**.

3.4 Grouped Users Analysis

This section presents the recommendation quality for users with different number of interactions to figure out the effectiveness of SIGMA on enhancing long-tail users' experience. We illustrate the results on Beauty and Sports in Figure 3. More results on other datasets are in **Appendix G**. From this figure, we can find that:

- Mamba4Rec (denoted as Mamba in the figure) that adopts the vanilla Mamba structures for SRS presents the poor performance for 'short' and 'medium' users. While ECHO, which designs a bi-directional modeling module for SRS, achieves a slightly better results while is still worse than SASRec, a SRS baseline.
- Our SIGMA defeat all baselines on all groups, where FE-GRU contributes to the short-sequence modeling and PF-Mamba boosts the overall performance.

3.5 Ablation Study

In this section, we analyze the efficacy of three key components within SIGMA, including PF-Mamba (partial flipping and DS gate), and FE-GRU. We design three variants: (1) *w/o partial flipping*: this variant uses the original interaction sequence without partial flipping; (2) *w/o DS gate*: the second variant linearly combines the output of two Mamba blocks; (3) *w/o FE-GRU*: this variant drops the Feature Extract GRU. We test these variants on Beauty and present results in Table 4 and Figure 4. Results on other datasets are included in **Appendix H**.

From Table 4 and Figure 4, we can conclude that:

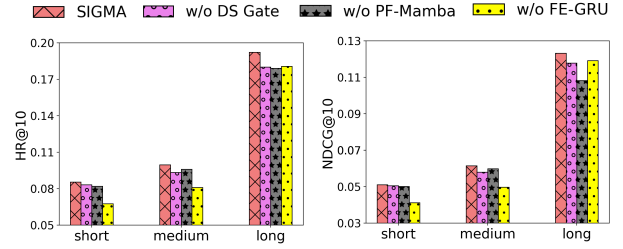


Figure 4: Ablation analysis on Beauty.

Table 4: Ablation study on Beauty.

Model Components	HR@10	NDCG@10	MRR@10
Default	0.0986	0.0604	0.0488
w/o partial flipping	0.0953	0.0586	0.0473
w/o DS gate	0.0954	0.0571	0.0455
w/o FE-GRU	0.0750	0.0470	0.0382

Table 5: Parameter study for L on Beauty.

#layers	HR@10	NDCG@10	Inf Time	GPU Mem
1	0.0986	0.0604	66ms	3.03G
2	0.0994	0.0611	122ms	4.30G
4	0.0963	0.0589	227ms	6.83G

- With the bi-directional interaction sequences, partial flipping contributes to improve the recommendation performance for all users.
- DS gate significantly boosts the SIGMA by balancing the information from two directions.
- FE-GRU is crucial for enhancing the experience of users with few interactions with strong short sequence modeling ability. And it has a huge impact on the overall performance, highlighting the importance of tackling the long-tail user problem.

3.6 Hyperparameter Analysis

In this section, we conduct experiments on Beauty to analyze the influence of two significant hyperparameters: (i) r , the remaining range in the partial flipping method; (ii) L , the number of stacked SIGMA layers. The results are respectively visualized in Figure 5 and Table 5.

From Figure 5, we can find that our proposed SIGMA framework achieves the best results when $r = 5$, offering two valuable insights as follows: (i) when r is relatively large ($r = N$ represents "w/o flipping"), it is challenging for SIGMA to leverage the limited bi-directional information ($N - r$ items are flipped); (ii) when r is relatively small ($r = 0$ represents "whole flipping"), users may lose the short-term preference due to the exceeding flipping range, which is reflected as a varied Hit@10 and NDCG@10 performance in Figure 5. These phenomenons justify the significance of partial flipping with a proper r , defending the effectiveness of SIGMA.

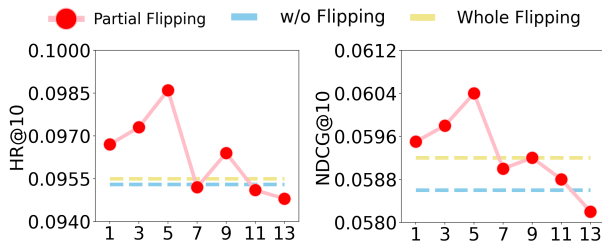


Figure 5: Parameter study for r on Beauty.

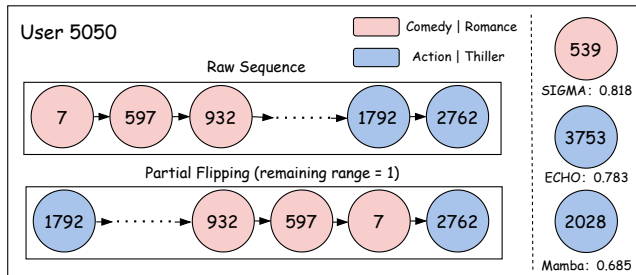


Figure 6: Case study for User-5050 in ML-1M.

From Table 5, we observe that increasing the number of SIGMA layers does not guarantee the improvement of recommendation performance, but significantly impairs the inference efficiency, which can be attributed to the overfitting problem of multiple SIGMA layers. In addition, it is noteworthy that the performance of a single SIGMA layer is very close to the optimal one, indicating the strong modeling ability and superior efficiency of SIGMA.

3.7 Case Study

In this section, we leverage a specific example in ML-1M to illustrate the effectiveness of partial flipping in SIGMA. Specifically, we choose a user (ID: 5050) and present the interaction sequence before and after the partial flipping in the left part of Figure 6. With $r = 1$, only the last item 2762 is remained at the original position and other items are flipped. From this example, we can find that this user prefers comedy and romance movies (pink balls), as well as action and thriller movies (blue balls). Without the flipping, baselines focus on the most recent interactions on action and thriller movies and provide incorrect recommendations of the same genres (movie 3753 and 2028). While our SIGMA, with PF-Mamba, notices the previous preference on comedy and romance movies, makes the accurate recommendation of movie 539. Furthermore, we also present the overall performance for user-5050 in Table 6, where SIGMA significantly defeat baselines.

4 RELATED WORK

4.1 Sequential Recommendation

Advancements in deep learning have transformed recommendation systems, making them more personalized and accurate in next-item prediction [1, 2, 7, 20, 22, 23, 26–28]. Early sequential recommendation frameworks have adopted CNNs and RNNs to

Table 6: Performance comparison on User-5050.

Methods	HR@10	NDCG@10	MRR@10
Mamba	0.2998	0.1776	0.1391
ECHO	0.3041	0.1799	0.1403
SIGMA	0.3139	0.1825	0.1423
Improv.	3.22%	1.44%	1.42%

capture users’ preferences but faced issues like catastrophic forgetting when dealing with long-term dependencies [4, 16]. Then, the transformer-based models have emerged as powerful methods with their self-attention mechanism, significantly improving performance by selectively capturing the complex user-item interactions [14]. However, they have suffered from inefficiency due to the quadratic computational complexity [15]. Therefore, to address the trade-off between effectiveness and efficiency, we propose SIGMA, a novel framework that achieves remarkable performance.

4.2 Selective State Space Model

Currently, SSM-based models have been proven effective in time-series prediction due to their ability to capture the hidden dynamics [9]. To further address the issues of catastrophic forgetting and long-term dependency in sequential processing, a special SSM called Mamba was introduced. Originating from the structured state space model (S4)[9, 33], Mamba has been proven to provide Transformer-level performance with better efficiency, particularly for long sequences [39]. However, it still suffers from some challenges when adopted in the realm of recommendation *i.e.*, context modeling and short sequence modeling, which are mainly caused by Mamba’s original structure and the inflexibility in hidden state transferring. Correspondingly, we introduce a special bi-directional module called Partially Flipped Mamba and a Feature Extract GRU in our SIGMA framework, which somewhat addresses these problems and explores a novel way to leverage Mamba in SRS.

5 CONCLUSION

In this paper, we analyze the challenges of applying Mamba to SRS and propose a novel framework, SIGMA, to address these challenges. We introduce a bidirectional PF-Mamba, featuring a well-designed DS gate, to allocate the weights of each direction and address the context modeling challenge, enabling our framework to leverage information from both past and future user-item interactions. Furthermore, to address the challenge of short sequence modeling, we propose FE-GRU to enhance the hidden representations for interaction sequences, mitigating the impact of long-tail users to some extent. Finally, we conduct extensive experiments on five real-world datasets, verifying SIGMA’s superiority and validating the effectiveness of each module.

REFERENCES

- [1] Xiong-Hui Chen, Bowei He, Yang Yu, Qingyang Li, Zhiwei Qin, Wenjie Shang, Jieping Ye, and Chen Ma. 2023. Sim2rec: A simulator-based decision-making approach to optimize real-world long-term user engagement in sequential recommender systems. In *2023 IEEE 39th International Conference on Data Engineering (ICDE)*. IEEE, 3389–3402.
- [2] Ziqiang Cui, Haolun Wu, Bowei He, Ji Cheng, and Chen Ma. 2024. Diffusion-based Contrastive Learning for Sequential Recommendation. *arXiv preprint arXiv:2405.09369* (2024).

- [3] Soham De, Samuel L Smith, Anushan Fernando, Aleksandar Botev, George Cristian-Muraru, Albert Gu, Ruba Haroun, Leonard Berrada, Yutian Chen, Srivatsan Srinivasan, et al. 2024. Griffin: Mixing gated linear recurrences with local attention for efficient language models. *arXiv preprint arXiv:2402.19427* (2024).
- [4] Gabriel de Souza Pereira Moreira, Sara Rabhi, Jeong Min Lee, Ronay Ak, and Even Oldridge. 2021. Transformers4rec: Bridging the gap between nlp and sequential/session-based recommendation. In *Proceedings of the 15th ACM conference on recommender systems*. 143–153.
- [5] Xinyu Du, Huanhuan Yuan, Pengpeng Zhao, Jianfeng Qu, Fuzhen Zhuang, Guanfeng Liu, Yanchi Liu, and Victor S Sheng. 2023. Frequency enhanced hybrid attention network for sequential recommendation. In *Proceedings of the 46th International ACM SIGIR Conference on Research and Development in Information Retrieval*. 78–88.
- [6] Hui Fang, Danning Zhang, Yiheng Shu, and Guibing Guo. 2020. Deep learning for sequential recommendation: Algorithms, influential factors, and evaluations. *ACM Transactions on Information Systems (TOIS)* 39, 1 (2020), 1–42.
- [7] Jingtong Gao, Xiangyu Zhao, Muyang Li, Minghao Zhao, Runze Wu, Ruocheng Guo, Yiding Liu, and Dawei Yin. 2024. SMLP4Rec: An Efficient all-MLP Architecture for Sequential Recommendations. *ACM Transactions on Information Systems* 42, 3 (2024), 1–23.
- [8] Albert Gu and Tri Dao. 2023. Mamba: Linear-time sequence modeling with selective state spaces. *arXiv preprint arXiv:2312.00752* (2023).
- [9] James D Hamilton. 1994. State-space models. *Handbook of econometrics* 4 (1994), 3039–3080.
- [10] Juncai He, Lin Li, Jinchao Xu, and Chunyue Zheng. 2018. ReLU deep neural networks and linear finite elements. *arXiv preprint arXiv:1807.03973* (2018).
- [11] Balázs Hidasi, Alexandros Karatzoglou, Linas Baltrunas, and Domonkos Tikk. 2015. Session-based recommendations with recurrent neural networks. *arXiv preprint arXiv:1511.06939* (2015).
- [12] Dietmar Jannach and Malte Ludewig. 2017. When recurrent neural networks meet the neighborhood for session-based recommendation. In *Proceedings of the eleventh ACM conference on recommender systems*. 306–310.
- [13] Xilin Jiang, Cong Han, and Nima Mesgarani. 2024. Dual-path mamba: Short and long-term bidirectional selective structured state space models for speech separation. *arXiv preprint arXiv:2403.18257* (2024).
- [14] Wang-Cheng Kang and Julian McAuley. 2018. Self-attentive sequential recommendation. In *2018 IEEE international conference on data mining (ICDM)*. IEEE, 197–206.
- [15] Feyza Duman Keles, Pruthuvi Mahesakya Wijewardena, and Chimmay Hegde. 2023. On the computational complexity of self-attention. In *International Conference on Algorithmic Learning Theory*. PMLR, 597–619.
- [16] Yejin Kim, Kwangseob Kim, Chanyoung Park, and Hwanjo Yu. 2019. Sequential and Diverse Recommendation with Long Tail. In *IJCAI*, Vol. 19. 2740–2746.
- [17] Yejin Kim, Kwangseob Kim, Chanyoung Park, and Hwanjo Yu. 2019. Sequential and Diverse Recommendation with Long Tail. In *IJCAI*, Vol. 19. 2740–2746.
- [18] Diederik P Kingma and Jimmy Ba. 2014. Adam: A method for stochastic optimization. *arXiv preprint arXiv:1412.6980* (2014).
- [19] Wonbin Kweon, Seongku Kang, and Hwanjo Yu. 2021. Bidirectional distillation for top-K recommender system. In *Proceedings of the Web Conference 2021*. 3861–3871.
- [20] Chengxi Li, Yejing Wang, Qidong Liu, Xiangyu Zhao, Wanyu Wang, Yiqi Wang, Lixin Zou, Wenqi Fan, and Qing Li. 2023. STRec: Sparse transformer for sequential recommendations. In *Proceedings of the 17th ACM Conference on Recommender Systems*. 101–111.
- [21] Muyang Li, Xiangyu Zhao, Chuan Lyu, Minghao Zhao, Runze Wu, and Ruocheng Guo. 2022. MLP4Rec: A pure MLP architecture for sequential recommendations. *arXiv preprint arXiv:2204.11510* (2022).
- [22] Muyang Li, Xiangyu Zhao, Chuan Lyu, Minghao Zhao, Runze Wu, and Ruocheng Guo. 2022. MLP4Rec: A pure MLP architecture for sequential recommendations. *arXiv preprint arXiv:2204.11510* (2022).
- [23] Xinhang Li, Chong Chen, Xiangyu Zhao, Yong Zhang, and Chunxiao Xing. 2023. E4srec: An elegant effective efficient extensible solution of large language models for sequential recommendation. *arXiv preprint arXiv:2312.02443* (2023).
- [24] Chengkai Liu, Jianghao Lin, Jianling Wang, Hanzhou Liu, and James Caverlee. 2024. Mamba4rec: Towards efficient sequential recommendation with selective state space models. *arXiv preprint arXiv:2403.03900* (2024).
- [25] Langming Liu, Liu Cai, Chi Zhang, Xiangyu Zhao, Jingtong Gao, Wanyu Wang, Yifu Lv, Wenqi Fan, Yiqi Wang, Ming He, et al. 2023. Linrec: Linear attention mechanism for long-term sequential recommender systems. In *Proceedings of the 46th International ACM SIGIR Conference on Research and Development in Information Retrieval*. 289–299.
- [26] Qidong Liu, Feng Tian, Qinghua Zheng, and Qianying Wang. 2023. Disentangling interest and conformity for eliminating popularity bias in session-based recommendation. *Knowledge and Information Systems* 65, 6 (2023), 2645–2664.
- [27] Qidong Liu, Xian Wu, Xiangyu Zhao, Yejing Wang, Zijian Zhang, Feng Tian, and Yefeng Zheng. 2024. Large Language Models Enhanced Sequential Recommendation for Long-tail User and Item. *arXiv preprint arXiv:2405.20646* (2024).
- [28] Qidong Liu, Fan Yan, Xiangyu Zhao, Zhaocheng Du, Huifeng Guo, Ruiming Tang, and Feng Tian. 2023. Diffusion augmentation for sequential recommendation. In *Proceedings of the 32nd ACM International Conference on Information and Knowledge Management*. 1576–1586.
- [29] John A Miller, Mohammed Aldosari, Farah Saeed, Nasid Habib Barna, Subas Rana, I Budak Arpinar, and Ninghao Liu. 2024. A survey of deep learning and foundation models for time series forecasting. *arXiv preprint arXiv:2401.13912* (2024).
- [30] Chigozie Nwankpa, Winifred Ijomah, Anthony Gachagan, and Stephen Marshall. 2018. Activation functions: Comparison of trends in practice and research for deep learning. *arXiv preprint arXiv:1811.03378* (2018).
- [31] Zhen Qin, Songlin Yang, and Yiran Zhong. 2024. Hierarchically gated recurrent neural network for sequence modeling. *Advances in Neural Information Processing Systems* 36 (2024).
- [32] Jérémie Rappaz, Julian McAuley, and Karl Aberer. 2021. Recommendation on live-streaming platforms: Dynamic availability and repeat consumption. In *Proceedings of the 15th ACM Conference on Recommender Systems*. 390–399.
- [33] Jimmy TH Smith, Andrew Warrington, and Scott W Linderman. 2022. Simplified state space layers for sequence modeling. *arXiv preprint arXiv:2208.04933* (2022).
- [34] Fei Sun, Jun Liu, Jian Wu, Changhua Pei, Xiao Lin, Wenwu Ou, and Peng Jiang. 2019. BERT4Rec: Sequential recommendation with bidirectional encoder representations from transformer. In *Proceedings of the 28th ACM international conference on information and knowledge management*. 1441–1450.
- [35] Ashish Vaswani, Noam Shazeer, Niki Parmar, Jakob Uszkoreit, Llion Jones, Aidan N Gomez, Łukasz Kaiser, and Illia Polosukhin. 2017. Attention is all you need. *Advances in neural information processing systems* 30 (2017).
- [36] Jianling Wang, Raphael Louca, Diane Hu, Caitlin Cellier, James Caverlee, and Liangjie Hong. 2020. Time to Shop for Valentine's Day: Shopping Occasions and Sequential Recommendation in E-commerce. In *Proceedings of the 13th International Conference on Web Search and Data Mining*. 645–653.
- [37] Shoujin Wang, Liang Hu, Yan Wang, Longbing Cao, Quan Z Sheng, and Mehmet Orgun. 2019. Sequential recommender systems: challenges, progress and prospects. *arXiv preprint arXiv:2001.04830* (2019).
- [38] Yuda Wang, Xuxin He, and Shengxin Zhu. 2024. EchoMamba4Rec: Harmonizing Bidirectional State Space Models with Spectral Filtering for Advanced Sequential Recommendation. *arXiv preprint arXiv:2406.02638* (2024).
- [39] Jiyuan Yang, Yuanzi Li, Jingyu Zhao, Hanbing Wang, Muyang Ma, Jun Ma, Zhaochun Ren, Mengqi Zhang, Xin Xin, Zhumin Chen, et al. 2024. Uncovering Selective State Space Model's Capabilities in Lifelong Sequential Recommendation. *arXiv preprint arXiv:2403.16371* (2024).
- [40] Ji Hyung Yoon and Beakcheol Jang. 2023. Evolution of deep learning-based sequential recommender systems: from current trends to new perspectives. *IEEE Access* 11 (2023), 54265–54279.
- [41] Annan Yu, Michael W Mahoney, and N Benjamin Erichson. 2024. There is HOPE to Avoid HiPPOs for Long-memory State Space Models. *arXiv preprint arXiv:2405.13975* (2024).
- [42] Fajie Yuan, Alexandros Karatzoglou, Ioannis Arapakis, Joemon M Jose, and Xiangan He. 2019. A simple convolutional generative network for next item recommendation. In *Proceedings of the twelfth ACM international conference on web search and data mining*. 582–590.
- [43] Sheng Zhang, Maolin Wang, and Xiangyu Zhao. 2024. GLINT-RU: Gated Lightweight Intelligent Recurrent Units for Sequential Recommender Systems. *arXiv preprint arXiv:2406.10244* (2024).
- [44] Zhilu Zhang and Mert Sabuncu. 2018. Generalized cross entropy loss for training deep neural networks with noisy labels. *Advances in neural information processing systems* 31 (2018).
- [45] Lianghai Zhu, Bencheng Liao, Qian Zhang, Xinlong Wang, Wenyu Liu, and Xinggang Wang. 2024. Vision mamba: Efficient visual representation learning with bidirectional state space model. *arXiv preprint arXiv:2401.09417* (2024).

6 APPENDIX

6.1 A. Complexity Analysis

In this section, we will analyze the time complexity of our proposed SIGMA framework. We denote training iteration as I , the sequence length as N , the embedding size as D and the kernel size of Conv1d as k . Following the previous formulas, we analyze the time complexity of the key components: (i) Firstly, since our DS Gate consists of several linear layers and one Conv1d Layer, the computation cost of it can be calculated as $O(3 \times N \times D^2 + N \times D \times k)$. (ii) Secondly, the time complexity of Mamba is known as $O(N \times D)$ [8]. In the PF-Mamba, we add one more reverse direction and several linear layers, therefore, the total complexity can be calculated

as $O(3 \times N \times D^2 + N \times D \times (k + 2))$. (iii) Thirdly, for the FE-GRU, which consists of Conv1d and GRU cell, the computational complexity can be calculated by simply adding GRU and Conv1d together: $O(N \times D^2 + N \times D \times k)$. In conclusion, the whole time complexity of SIGMA is $O(13 \times N \times D^2 + N \times D \times (2k + 2))$. Considering the extreme situation when dealing with quite long sequences ($(N \gg D)$), it can be further simplified to $O(N)$, compared to the $O(N^2)$ complexity of transformer-based models [24], showing its superiority in efficiency, which also support by the experimental results on ML-1M dataset.

6.2 B. Dataset Information

We mainly evaluate our framework on five real-world datasets, *i.e.*, Beauty, Sports, Games, Yelp and ML-1M, which are all large-scale public datasets that have been widely used as benchmarks in the next-item prediction task [39].

- **Yelp**⁴: This dataset is released by Yelp as part of their Dataset Challenge. The data source includes user reviews, business information, and user interactions on Yelp. It contains over 6.9 million reviews, details on more than 150,000 businesses, and user interaction data like check-ins and tips.
- **Amazon based**⁵: These three datasets, provided by Amazon, include customer reviews and metadata from the Beauty, Sports, and Games categories which feature millions of reviews, with attributes such as review text, ratings, product IDs, and reviewer information.
- **MovieLens-1M**⁶: The MovieLens 1M dataset is released by GroupLens Research. It comprises 1 million movie ratings from 6,041 users on 3417 movies with attributes like user demographics, movie titles, genres, and timestamps.

In the experiments, we employ a leave-one-out method for splitting the datasets and arrange all the user interactions sequentially by time. Moreover, for each user and item, we construct an interaction sequence by simply sorting their interaction records based on timestamps and ratings. Considering the average length and total samples of each dataset vary, we filter users and items with less than five recorded interactions for ML-1M, Beauty, and Games, following the setting in original papers [31]. For Yelp and Sports, we also added upper bounds (100 for Yelp and 200 for Sports).

6.3 C. Evaluation Metrics

In this section, we will detail the information and calculations of our selected evaluation metrics.

- **HR@10**: HR@10 represents Hit Rate truncated at 10, which measures the fraction of users for whom the correct item is ranked within the top 10 predictions. Specifically, for a user u , it is calculated as:

$$\text{HR@10} = \frac{1}{|\mathcal{U}|} \sum_{u \in \mathcal{U}} \mathbb{1}(\text{rank}_{\text{correct}}(v_u) \leq 10) \quad (13)$$

where v_u is the correct item for user u and $\mathbb{1}(\cdot)$ is an indicator function that equals 1 if the condition is true and 0 otherwise.

- **NDCG@10**: NDCG@10 represents Normalized Discounted Cumulative Gain truncated at 10 which evaluates the ranking quality by giving higher importance to items ranked at the top. It is defined as:

$$\begin{aligned} \text{IDCG@10} &= \sum_{k=1}^{10} \frac{2^{\text{rel}^*(v_{uk})} - 1}{\log_2(k+1)} \\ \text{NDCG@10} &= \frac{1}{|\mathcal{U}|} \sum_{u \in \mathcal{U}} \frac{1}{\text{IDCG@10}(v_u)} \sum_{k=1}^{10} \frac{2^{\text{rel}(v_{uk})} - 1}{\log_2(k+1)} \end{aligned} \quad (14)$$

where $\text{rel}(v_{uk})$ represents the relevance score of item v_{uk} for user u , $\text{rel}^*(v_{uk})$ represents the ideal relevance score of the k -th item in the list, assuming that the most relevant items are ranked highest. And $\text{IDCG@10}(v_u)$ is the ideal DCG, which is the maximum possible DCG@10 for the correct item v_u .

- **MRR@10**: MRR@10 represents Mean Reciprocal Rank truncated at 10, which measures the average rank position of the first relevant item. For user u , it is defined as:

$$\text{MRR@10} = \frac{1}{|\mathcal{U}|} \sum_{u \in \mathcal{U}} \frac{1}{\text{rank}_{\text{correct}}(v_u)} \quad (15)$$

where $\text{rank}_{\text{correct}}(v_u)$ is the rank position of the correct item v_u in the top 10 predictions for user u .

6.4 D. Implementation Details

In this section, we present the details about the implementation of our SIGMA framework. The corresponding code can be found in the **Supplementary Materials**. The Mamba block is one of the most important components of the SSM-based model (including SIGMA). So for fair comparison, we set the SSM state expansion factor to 32, the local convolution width to 4, and the block expansion factor to 2 for all models that include Mamba blocks. For the number of stacked layers, we set it to the defaulted 2 for all the selected RNN-based, transformer-based models and Mamba4Rec, comparing them with ECHO and our SIGMA with 1 layer. Moreover, to address the sparsity of Amazon datasets and Yelp dataset, a dropout rate of 0.3 is used, compared to 0.2 for MovieLens-1M.

6.5 E. Baselines

(a) **GRU4Rec** [35]: GRU4Rec utilizes Gated Recurrent Units (GRUs) to capture sequential dependencies within user interaction data. It is particularly effective for session-based recommendations, allowing the model to focus on the most recent and relevant user interactions to make accurate predictions. The model is known for its efficiency in handling session-based data, particularly in capturing user intent during a session [15]. (b) **BERT4Rec** [14]: BERT4Rec adapts the BERT (Bidirectional Encoder Representations from Transformers) architecture for personalized recommendations. Unlike traditional sequential models, BERT4Rec considers both past and future contexts of user behavior by employing a bidirectional self-attention mechanism, which enhances the representation of user interaction sequences. This allows the model to predict items in a more context-aware manner. (c) **SASRec** [31]: SASRec applies a multi-head self-attention mechanism to capture both long-term

⁴<https://www.yelp.com/dataset>

⁵https://cseweb.ucsd.edu/jmcauley/datasets.html#amazon_reviews

⁶<https://grouplens.org/datasets/movielens/>

and short-term user preferences from interaction sequences. It constructs user representations by focusing on relevant parts of the interaction history, thereby improving the quality of recommendations, especially in scenarios where user preferences vary over time. (d) **LinRec** [4]: LinRec simplifies the computational complexity of the traditional transformer models by modifying the dot product in the attention mechanism. This reduction in complexity makes LinRec particularly suitable for large-scale recommendation tasks where efficiency is crucial, without significantly sacrificing performance. (e) **FEARec** [16]: FEARec enhances traditional attention mechanisms by incorporating information from the frequency domain. This hybrid approach allows the model to better capture periodic patterns and long-range dependencies in user interaction sequences, leading to more powerful and accurate recommendations. (f) **Mamba4Rec** [12]: Mamba4Rec leverages Selective State Space Models (SSMs) to address the effectiveness-efficiency trade-off in sequential recommendation. By using SSMs, Mamba4Rec efficiently handles long behavior sequences, capturing complex dependencies while maintaining low computational costs. It outperforms traditional self-attention mechanisms, especially in scenarios involving long user interaction histories. (g) **EchoMamba4Rec** [?]: Building on Mamba4Rec, EchoMamba4Rec introduces a frequency domain filter to remove noise and enhance the signal in sequential data. This bi-directional model processes sequences both forward and backward, providing a more comprehensive understanding of user behavior. The Fourier Transform-based filtering further improves the model’s robustness and accuracy in predicting user preferences.

6.6 F. Efficiency Comparison

In this section, We will present and analyze the efficiency comparison on other datasets with our proposed SIGMA. From Table 9, we can see that the SSM-based models (including our SIGMA) show consistent efficiency in the other three datasets (Yelp, Sports, and ML-1M). Although for ML-1M, our SIGMA shows an increase in GPU Memory due to our partial flipping method, which means we need to store and compute a new sequence for the reverse direction, our method still achieves higher efficiency remarkably compared with the transformer-based methods, except for LinRec. The experimental results present the fact that our SIGMA can achieve a better efficiency-effectiveness trade-off.

6.7 G. Grouped Users Analysis

In this section, we will present the grouped user analysis on the other three datasets *i.e.*, ML-1M, Yelp and Games. We also group the user by their interaction length, followed by our experiment setting. The detailed distribution is listed in Table 8. The performance of the selected models is presented in Figure 7. Noted that, as illustrated in Table 8, the interaction length of users in ML-1M are all longer than 5, so the performance for the “short” group in ML-1M is reasonably empty. All the experiments above further prove the superiority of our proposed SIGMA framework on all groups, showing the effectiveness of our FE-GRU and PF-Mamba in dealing with context modeling and short sequence modeling, respectively.

Table 7: Efficiency Comparison: Inference time (ms) per batch and GPU memory (GB).

Dataset	Model	Infer.	GPU Memory
Yelp	SASRec	443ms	9.28G
	FEARec	483ms	10.01G
	LinRec	<u>353ms</u>	7.46G
	Mamba	361ms	7.32G
	ECHO	368ms	<u>8.46G</u>
	SIGMA	352ms	8.27G
Sports	SASRec	398ms	7.27G
	FEARec	416ms	7.84G
	LinRec	294ms	6.07G
	Mamba	<u>293ms</u>	5.89G
	ECHO	291ms	5.99G
	SIGMA	283ms	6.03G
ML-1M	SASRec	87ms	21.51G
	FEARec	109ms	21.28G
	LinRec	<u>59ms</u>	11.79G
	Mamba	55ms	6.89G
	ECHO	63ms	9.92G
	SIGMA	<u>59ms</u>	<u>9.89G</u>

Table 8: User sample distribution

Dataset	Short(0-5)	Medium(5-20)	Long(20-inf)
Games	27631	25084	2426
Yelp	34659	42934	5306
ML-1M	0	177	5863

6.8 H. Ablation Study

In this section, we will analyze the efficacy of three key components with SIGMA on other datasets *i.e.*, Sports, Games, Yelp and ML-1M. According to the data statistics in the experiment setting, we can clearly see that Yelp, Sports, Beauty, and Games have similar average interaction lengths. Correspondingly, the ablation study on Sports, Games, and Yelp datasets shows a similar tendency to the one on Beauty. But for ML-1M, due to the relatively long sequence, we can find that FE-GRU contributes the least since it mainly focuses on enhancing the hidden representation for short sequences, while the other two components show a remarkable drop when removing them, proving the effectiveness of our designed PF-Mamba in contextual information modeling.

6.9 I. Guideline for reproducibility

In this section, we will detail a guideline for reproducing our results. In the model file we released, we have **baseline** and **baseline_config** folders, which respectively contain almost all the baseline methods (others can be easily found in recbole’s original models) and corresponding configurations mentioned in the overall experiment; **datasets** folder storing the chosen datasets (Beauty, Sports, Games, Yelp and ML-1M) in atomic files to fit the recbole

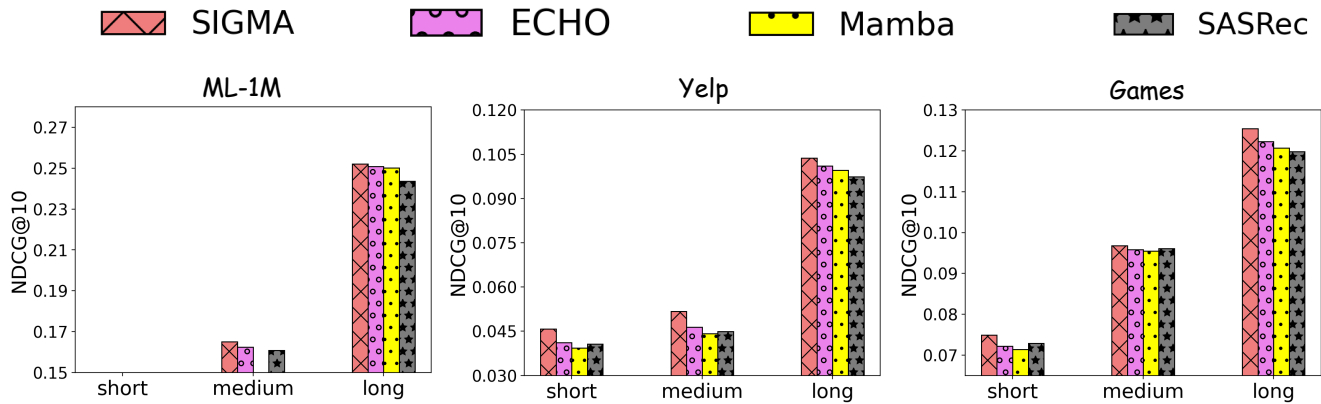


Figure 7: Grouped Users Analysis on ML-1M, Yelp and Games.

Table 9: Ablation study on other datasets.

Dataset	Methods	HR@10	NDCG@10	MRR@10
Sports	Default	0.0735	0.0590	0.0556
	w/o partial flipping	0.0711	0.0582	0.0544
	w/o DS gate	0.0713	0.0577	0.0529
	w/o FE-GRU	0.0622	0.0481	0.0473
Games	Default	0.1627	0.1088	0.0924
	w/o partial flipping	0.1601	0.1067	0.0911
	w/o DS gate	0.1597	0.1054	0.0889
	w/o FE-GRU	0.1562	0.0978	0.0861
Yelp	Default	0.0629	0.0412	0.0346
	w/o partial flipping	0.0611	0.0402	0.0327
	w/o DS gate	0.0613	0.0389	0.0314
	w/o FE-GRU	0.0595	0.0377	0.0301
ML-1M	Default	0.3308	0.1906	0.1479
	w/o partial flipping	0.3289	0.1887	0.1459
	w/o DS gate	0.3288	0.1866	0.1443
	w/o FE-GRU	0.3304	0.1901	0.1471

framework [38]; **model** file containing the **gated_mamba.py**, which is the main structure of our SIGMA. To reproduce our proposed SIGMA framework, you can directly run the **run.py** file with the proper command. It is noteworthy that the environment and version of **mamba_ssm** are quite important in reproducing the experimental results, so please check your environment referencing the **requirements.yaml** file. Specifically, you are recommended to run **run.py** for successful reproduction, which contains the calls to **gated_mamba.py**. For the relevant parameters to perform the experiments in hyperparameter analysis, you can directly set it in **config.yaml** with other dataset settings and model settings. We also attach the **RecMamba.ipynb** to show the raw training procedure in Colab.