

Distributional Properties of Subword Regularization

Marco Cogna
Tokyo Institute of Technology
cognetta.marco@gmail.com

Vilém Zouhar
ETH Zürich
vzouhar@inf.ethz.ch

Naoaki Okazaki
Tokyo Institute of Technology
okazaki@c.titech.ac.jp

Abstract

Subword regularization, used widely in NLP, improves model performance by reducing the dependency on exact tokenizations, augmenting the training corpus, and exposing the model to more unique contexts during training. BPE and MaxMatch, two popular subword tokenization schemes, have stochastic *dropout* regularization variants. However, there has not been an analysis of the distributions formed by them. We show that these stochastic variants are heavily biased towards a small set of tokenizations per word. If the benefits of subword regularization are as mentioned, we hypothesize that biasedness artificially limits the effectiveness of these schemes. Thus, we propose an algorithm to uniformly sample tokenizations that we use as a drop-in replacement for the stochastic aspects of existing tokenizers, and find that it improves machine translation quality.

1 Introduction

Tokenization is the first stage in almost all natural language processing pipelines, where raw text is transformed into a format that is understood by the model. Modern neural models use *subword* tokenization, which represents text as a sequence of subword units drawn from a subword vocabulary (e.g., *decompositional* \rightarrow *de composition al*). Popular subword tokenization schemes are BPE (Sennrich et al., 2016), MaxMatch/WordPiece (Wu et al., 2016), and UnigramLM (Kudo, 2018). Unintentionally, the downstream models are thus not conditioned on the raw text, but rather the *exact tokenization* of the text. During training, subword regularization (where static tokenizations are replaced with sampled tokenizations) is often used to break the dependency on the exact tokenization. It also serves as data augmentation, and improves performance in a variety of downstream tasks.

There are two main types of stochastic tokenizers: those which learn a distribution from text (e.g.,

BPE-Dropout $p = 0.1$		MaxMatch-Dropout $p = 0.3$	
to ken ization	97.77%	to ken ization	34.29%
to ke n ization	1.89%	t oken ization	14.66%
to k en ization	0.25%	to ke n ization	10.48%
to ken iz ation	0.04%	to ken iz ation	7.21%
t oken ization	0.03%	t oke n ization	4.39%
to k en iz ation	0.01%	to k en ization	3.15%
to ke n iz ation	0.01%	t oken iz ation	3.05%
to ken i z ation	<0.01%	to ke n iz ation	2.14%

Example 1: The most frequently observed tokenizations of the word *tokenization* and their empirical frequencies with BPE-Dropout and MaxMatch-Dropout.

UnigramLM) and those which inject randomness by corrupting the tokenization scheme (e.g., BPE-Dropout, Provilkov et al., 2020 and MaxMatch-Dropout, Hiraoka, 2022). In our work, we focus on the latter, for which no prior study of the resulting distributions exists. BPE- and MaxMatch-Dropout add randomness *post hoc* into the underlying deterministic tokenization, and the distributions they produce are essentially unrelated to the text distribution. We find that these distributions are heavily biased, in that they do not produce uniform tokenization distributions (see Example 1).

Despite them working well in practice, there is no reason to believe that the distributions formed by BPE- and MaxMatch-Dropout are “good” for training. However, there are reasons to believe that a different strategy, uniform sampling, would be *better* for training, as it would increase the amount of regularization and augmentation injected into the training process. We experiment with replacing the stochastic aspects of BPE- and MaxMatch-Dropout with one which samples uniformly at random from all possible tokenizations, and find that it improves modeling quality on several translation tasks.

2 Motivation

Though stochastic tokenization is known to improve model quality, it remains unclear which tokenization distribution is the best. BPE- and MaxMatch-Dropout, which induce *unlearned* dis-

tributions (probabilities that are not chosen by a learning algorithm), are a natural way of injecting randomness into the underlying tokenization algorithm *post hoc*. However, empirically, we see that they both induce heavily *biased* distributions, and hypothesize that an *unbiased* stochastic tokenizer would be universally better. This hypothesis is based on three explanations for subword regularization’s effectiveness:

1) Regularization Subword regularization regularizes the model by breaking the dependency on a single, canonical tokenization. As shown in Example 1, BPE- and MaxMatch-Dropout allocate most of their probability mass to only a few tokenizations for a given input. A tokenizer that uniformly samples from the distribution will expose the model to a greater variety of unique tokenizations of the same input text during training.

2) Augmentation Subword regularization acts as data augmentation by increasing the number of unique inputs that are seen during model training. An unbiased tokenization sampler will produce more unique tokenizations of the same input than a biased sampler.

3) Efficiency Subword regularization increases the tokenizer’s *efficiency* in the information-theoretic sense,¹ which is a quality shown to be well correlated with downstream task performance (Gutierrez-Vasques et al., 2021; Zouhar et al., 2023). A tokenizer with unbiased sampling will generally have higher efficiency than a biased one.

3 Subword Tokenization

Subword tokenizers are typically deterministic in that the same character sequence will result in the same tokenized output sequence. *Stochastic* variants were developed to allow for sampling tokenizations, which has been shown to improve model quality and robustness in a variety of NLP tasks. We briefly introduce three common subword tokenization schemes and their stochastic variants, which all share the same formalization.

Formalization. Deterministic tokenization maps words $w \in \Sigma^+$ to a sequence of subwords from a finite vocabulary $\Sigma \subseteq \mathcal{V} \subset \Sigma^*$ as $t(w) \in \mathcal{V}^+$. An important part of tokenization is that it is lossless—a tokenization of an input can be inverted to recover the original word. For example,

¹Rényi efficiency is defined as $H_\alpha(p_{\mathcal{V}})/\log(|\mathcal{V}|)$, where H_α is Rényi entropy, \mathcal{V} is a subword vocabulary, and $p_{\mathcal{V}}(w)$ is the unigram probability of subword in the tokenized corpus.

Inputs: Word $w \in \Sigma^+$, (Ordered) Merges μ
Output: Tokenized sequence $t \in \mathcal{V}^+$

```

1:  $\varphi \leftarrow \langle (w_i, w_{i+1}) \mid (w_i, w_{i+1}) \in \mu \wedge \text{RAND}() > p \rangle$ 
2: for  $\varphi \neq \emptyset$  do
3:    $(x, y) \leftarrow \arg \max_{\mu} \varphi$  ▷ Ordered by  $\mu$ 
4:    $w \leftarrow \text{REPLACE}((x, y) \rightarrow xy, w)$ 
5:    $\varphi \leftarrow \langle (w_i, w_{i+1}) \mid (w_i, w_{i+1}) \in \mu \wedge \text{RAND}() > p \rangle$ 
6: return  $w$ 

```

Algorithm 1: BPE Inference (with dropout)

Inputs: Word $w \in \Sigma^+$, Vocabulary \mathcal{V}
Output: Tokenized sequence $t \in \mathcal{V}^+$

```

1:  $t \leftarrow [], i \leftarrow 1$ 
2: while  $i \leq |w|$  do
3:    $z \leftarrow w_i$ 
4:   for  $j \in 1 \dots \max_{v \in \mathcal{V}} |v|$  do
5:     if  $w_{i \dots i+j} \in \mathcal{V} \wedge \text{RAND}() > p$  then
6:        $z \leftarrow w_{i \dots i+j}$ 
7:    $t \xrightarrow{\text{append}} z, i \leftarrow i + |z|$ 
8: return  $t$ 

```

Algorithm 2: MaxMatch Inference (with dropout)

$t(\text{tokenization}) = \text{to ken ization}$ but importantly $t^{-1}(\text{to ken ization}) = \text{tokenization}$.

In contrast, stochastic tokenization is not a one-to-one mapping, but rather a probability distribution function T_w for each word w . This assigns each tokenization \bar{w} a probability $T_w(\bar{w}) \in [0, 1]$. Continuing Example 1, $T_w(\text{to ken ization}) = 0.98$ and $T_w(\text{to ke n ization}) = 0.02$. During application of the tokenizer, the specific tokenization of w is sampled from the distribution T_w .

BPE and Dropout. BPE forms a vocabulary by iteratively merging the most frequently cooccurring pair of tokens in the corpus² (Sennrich et al., 2016). During inference, the sequence of learned merges is applied greedily to new text (Algorithm 1). To implement dropout, a probability p is introduced, and the highlighted statement randomly removes candidate merges (Provilkov et al., 2020).

MaxMatch and Dropout. Given a subword vocabulary,³ MaxMatch tokenizes text from left to right by iteratively selecting the longest matching subword, shown in Algorithm 2. MaxMatch-Dropout randomly discards matching subwords and falls back to shorter ones via the condition on Line 5 (Hiraoka, 2022).

UnigramLM. UnigramLM (Kudo, 2018) introduced the concept of subword regularization. It learns a vocabulary and unigram probabilities for each token in the vocabulary according to some

²Appendix B, Algorithm 4.

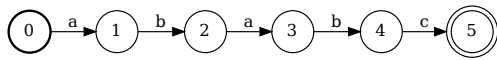
³We use the standard WordPiece training algorithm as described by (Schuster and Nakajima, 2012).

loss function over the training corpus. The tokenization of an input text is sampled from the probability distribution induced by the model and some temperature α .⁴ We do not explore the distributional properties of UnigramLM here, since they are highly corpus dependant.

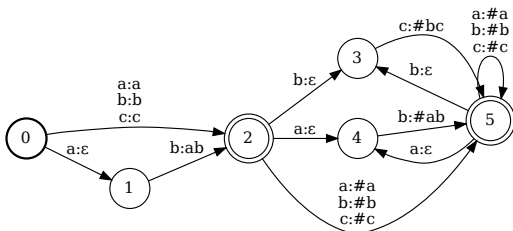
Dropout Distributions. Example 1 and Appendix E show empirical probabilities for certain values of p in BPE- and MaxMatch-Dropout. While BPE- and MaxMatch-Dropout were not designed to form (or even claimed to be) unbiased distributions, here we concretely show that their distributions are biased, under mild conditions.

Lemma 3.1. *Let $\mathcal{B} = (\mathcal{V}, \mu)$ be a BPE tokenizer such that there exists $(a, b), (b, b), (b, c) \in \mu$ with $(a, b) >_{\mu} (b, b) >_{\mu} (b, c)$ and $abb, bbc, abbc \notin \mathcal{V}$. Then, there exists a word $w \in \Sigma^+$ for which the distribution of the dropout tokenizer $\mathcal{B}'(w)$ is non-uniform for any p .*

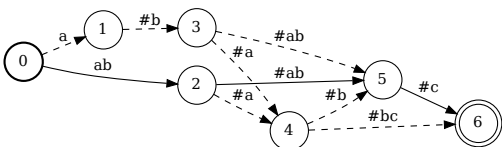
Lemma 3.2. *Let \mathcal{M} be a MaxMatch tokenizer over vocabulary \mathcal{V} , such that $\Sigma \subset \mathcal{V}$ and there exists a token $v \in \mathcal{V} \setminus \Sigma$ which is a proper prefix of some other token $z = vx \in \mathcal{V}$. Then, there exists a word $w \in \Sigma^+$ for which the distribution of the dropout tokenizer $\mathcal{M}'(w)$ is non-uniform for any p .*



(a) An automaton \mathcal{A} representing ababc.



(b) A transducer \mathcal{T} for the subword vocabulary $\{a, b, c, ab, \#a, \#b, \#c, \#ab, \#bc\}$.



(c) A lattice, $\mathcal{A} \circ \mathcal{T}$, of all possible tokenizations of ababc.

Figure 1: Uniformly sampling tokenizations from $\mathcal{A} \circ \mathcal{T}$.

⁴Note that $\alpha = 0$ yields the uniform distribution, but this would sample a tokenization of the entire sentence, rather than word-by-word, which harms model quality.

Inputs: Sentence s , Tokenizer T , Probability p

Output: Tokenized sequence $t \in \mathcal{V}^+$

```

1:  $t \leftarrow []$ 
2: for  $w \in s$  do
3:   if  $\text{RAND}() < p$  then
4:      $t \xrightarrow{\text{extend}} \text{UNIFORMSAMPLE}(w)$ 
5:   else
6:      $t \xrightarrow{\text{extend}} T(w)$ 
7: return  $t$ 
  
```

Algorithm 3: Uniform Sampling Tokenization.

4 Uniformly Sampling Tokenizations

Given a subword vocabulary, we first produce a character-to-subword finite-state transducer representing it. Encoding an input word as a linear finite-state automaton and composing it with this transducer produces a lattice which encodes all possible tokenizations. Since the word length is finite, this lattice must be acyclic, and we can sample paths from it using Algorithm 6 (Lavrov, 2018). An example of the transducer construction, composition, and sampling is shown in Figure 1.

Given a baseline BPE or MaxMatch tokenizer, we implement our uniform sampling tokenizer by constructing a subword transducer from its subword vocabulary and selecting a dropout probability p . During training, a word is tokenized via uniform sampling with probability p and via the deterministic tokenizer with probability $1 - p$, as shown in Algorithm 3.

One of the reasons for the success of subword regularization is that they expose the model to a more diverse set of tokenizations (Section 2). Figure 2 shows that across any choice of p , even with far fewer samples, a much more diverse set of tokenizations for a given word is observed when using Uniform Sampling compared to Dropout, indicating that a model will be exposed to a far greater number of unique contexts during training.




Figure 2: The number of unique, observed tokenizations of a word with N samples and dropout p .

5 Experiments

We use English↔German, English↔Romanian, and English↔French as our translation tasks. For each language pair, we train a baseline BPE and MaxMatch tokenizer with the same vocabulary size and use them to build Dropout and Uniform Sampler variants so that the vocabulary between a baseline tokenizer and its stochastic variants is exactly the same and only the tokenization distribution is different. We include a UnigramLM tokenizer with the same vocabulary size as a learned-distribution baseline. We use the same underlying transformer model (Appendix A) for each language pair, and only change the embedding and decoding layers, according to the choice of tokenizer. We compare tokenizer efficiency (via `tokenization-scorer`), BLEU (Papineni et al., 2002; Post, 2018), CHRF (Popović, 2015), and COMET_{DA-22} (Rei et al., 2022) by averaging the results of three experimental runs per model. We use $p = 0.1$ for BPE-Dropout, $p = 0.3$ for MaxMatch-Dropout, and $\alpha = 0.3$ for UnigramLM. For Uniform Sampling, we use $p = 0.1$ and 0.25 , which were chosen as an estimate of the frequency that a non-canonical tokenization of word in BPE- and MaxMatch-Dropout was sampled, respectively. Thus, we should expect Uniform Samplers to have roughly the same amount of non-canonically-tokenized-words in a corpus as BPE- and MaxMatch-Dropout, so the salient difference is the variety of tokenizations.

The results are shown in Table 1. In nearly every translation metric, Uniform Sampling outperforms BPE- and MaxMatch-Dropout. However, curiously, Uniform Sampling does not always have higher efficiency than BPE- or MaxMatch-Dropout (but is always higher than the baseline), as Uniform Sampling guarantees maximum entropy at the *word*-tokenization level, which does not necessarily translate to the *global*-tokenization entropy.

There is only one metric (EN→DE, BPE, CHRF) where a Uniform Sampling model is not the best. However, in that same case, the Uniform Sampler improved upon the BPE-Dropout model by 0.8 BLEU, which is nearly as much as the BPE-Dropout improved upon the BPE baseline. In addition, the +0.61 increase in COMET_{DA-22} corresponds to a 82% agreement accuracy with humans (Kocmi et al., 2024). In the EN→RO pair, Uniform Sampling models were the best across all metrics and underlying tokenizers. Further, Unigram Sampling consistently outperforms UnigramLM both

in terms of raw translation quality metrics and improvement over the deterministic baseline. These results extend to our full experimental results (Appendix D) and support our hypothesis that an unbiased tokenizer should generally outperform biased dropout tokenizers.

Tokenizer	Efficiency	BLEU	CHRF	COMET
BPE	0.4636	28.44	55.80	76.22
BPE + Dropout ($p=0.1$)	0.4747	29.37	56.63	77.51
BPE + Uniform ($p=0.1$)	0.4731	30.05	56.37	78.12
BPE + Uniform ($p=0.25$)	0.4719	30.16	56.47	78.08
MaxMatch	0.4584	28.41	55.97	76.57
MaxMatch + Dropout ($p=0.3$)	0.4530	29.13	56.43	77.38
MaxMatch + Uniform ($p=0.1$)	0.4657	29.18	56.43	77.76
MaxMatch + Uniform ($p=0.25$)	0.4633	29.43	56.57	77.62
Unigram ($\alpha=1$)	0.4452	28.40	55.93	76.66
Unigram ($\alpha=0.3$)	0.3796	28.97	56.33	77.44

(a) English→German (source+target dropout)

Tokenizer	Efficiency	BLEU	CHRF	COMET
BPE	0.4524	23.56	53.20	81.03
BPE + Dropout ($p=0.1$)	0.4614	23.98	53.70	81.90
BPE + Uniform ($p=0.1$)	0.4594	23.83	53.67	82.00
BPE + Uniform ($p=0.25$)	0.4647	24.13	53.73	82.20
MaxMatch	0.4476	23.52	53.23	81.17
MaxMatch + Dropout ($p=0.3$)	0.4578	23.95	53.70	81.98
MaxMatch + Uniform ($p=0.1$)	0.4528	24.32	53.90	82.11
MaxMatch + Uniform ($p=0.25$)	0.4563	24.10	53.87	82.06
Unigram ($\alpha=1$)	0.4338	23.68	53.37	81.28
Unigram ($\alpha=0.3$)	0.4284	24.17	53.87	82.00

(b) English→Romanian (source only dropout)

Table 1: Experimental results for EN→DE and EN→RO. In each block, we compare a baseline tokenizer with its dropout and uniform sampling variants. Each group has the same vocabulary and differs only in the tokenization distribution. The best performing model for each baseline and metric is **bolded**. The full results for all languages is in Appendix D.

6 Conclusion

We investigate the distributions induced by BPE- and MaxMatch-Dropout, two popular subword regularization schemes. We hypothesize and show that BPE- and MaxMatch-Dropout are suboptimal in that they form heavily **biased distributions**. We introduce a Uniform Sampler tokenizer, which **guarantees uniform distributions** and consistently outperforms BPE- and MaxMatch-Dropout on machine translation tasks.

Future work. Uniform Sampling is uniform at the *word* level, but past research suggests that uniformity at the *global* unigram level is desired. Therefore, algorithms could be designed to directly optimize global uniformity. Further investigations should reconcile how both Uniform Sampling and UnigramLM improve performance despite their opposing motivations (higher/lower entropy).

Limitations

We did not establish statistical significance for our results, but note that the trend hold across language pairs, tokenizers, and metrics. We did not do substantial hyperparameter searching for vocabulary size or dropout rates, but rather used values that commonly appear in the literature. It is possible that some trends in our results may change with different choices of tokenization hyperparameters.

We also did not experiment with extremely-low resource settings (our smallest setting, EN↔DE has 150k sentence pairs), or very large settings (our largest, EN↔FR, has 2M sentence pairs). Additionally, in our largest case, the improvement seen by Uniform Sampling are less consistent and less significant. However, this is in line with prior research that shows the diminishing effectiveness of subword regularization as the corpus size increases.

References

- Cyril Allauzen, Michael Riley, Johan Schalkwyk, Wojciech Skut, and Mehryar Mohri. 2007. [Openfst: A general and efficient weighted finite-state transducer library](#). In *Implementation and Application of Automata*, pages 11–23, Berlin, Heidelberg. Springer Berlin Heidelberg.
- Ondrej Bojar, Rajen Chatterjee, Christian Federmann, Yvette Graham, Barry Haddow, Matthias Huck, Antonio Jimeno Yepes, Philipp Koehn, Varvara Logacheva, Christof Monz, Matteo Negri, Aurelie Neveol, Mariana Neves, Martin Popel, Matt Post, Raphael Rubino, Carolina Scarton, Lucia Specia, Marco Turchi, Karin Verspoor, and Marcos Zampieri. 2016. [Findings of the 2016 conference on machine translation](#). In *Proceedings of the First Conference on Machine Translation*, pages 131–198, Berlin, Germany. Association for Computational Linguistics.
- Mauro Cettolo, Jan Niehues, Sebastian Stüker, Luisa Bentivogli, and Marcello Federico. [Report on the 11th IWSLT evaluation campaign](#). In *Proceedings of the 11th International Workshop on Spoken Language Translation: Evaluation Campaign*.
- Ximena Gutierrez-Vasques, Christian Bentz, Olga Sozinova, and Tanja Samardzic. 2021. [From characters to words: the turning point of BPE merges](#). In *Proceedings of the 16th Conference of the European Chapter of the Association for Computational Linguistics: Main Volume*, pages 3454–3468, Online. Association for Computational Linguistics.
- Tatsuya Hiraoka. 2022. [MaxMatch-dropout: Subword regularization for WordPiece](#). In *Proceedings of the 29th International Conference on Computational Linguistics*, pages 4864–4872, Gyeongju, Republic of Korea. International Committee on Computational Linguistics.
- Tom Kocmi, Vilém Zouhar, Christian Federmann, and Matt Post. 2024. [Navigating the metrics maze: Reconciling score magnitudes and accuracies](#). *Preprint*, arXiv:2401.06760.
- Philipp Koehn. [Europarl: A parallel corpus for statistical machine translation](#). In *Proceedings of Machine Translation Summit X: Papers*.
- Taku Kudo. 2018. [Subword regularization: Improving neural network translation models with multiple subword candidates](#). In *Proceedings of the 56th Annual Meeting of the Association for Computational Linguistics (Volume 1: Long Papers)*, pages 66–75, Melbourne, Australia. Association for Computational Linguistics.
- Taku Kudo and John Richardson. 2018. [SentencePiece: A simple and language independent subword tokenizer and detokenizer for neural text processing](#). In *Proceedings of the 2018 Conference on Empirical Methods in Natural Language Processing: System Demonstrations*, pages 66–71, Brussels, Belgium. Association for Computational Linguistics.
- Misha Lavrov. 2018. [A procedure for sampling paths in a directed acyclic graph](#). Mathematics Stack Exchange.
- Myle Ott, Sergey Edunov, Alexei Baevski, Angela Fan, Sam Gross, Nathan Ng, David Grangier, and Michael Auli. 2019. [fairseq: A fast, extensible toolkit for sequence modeling](#). In *Proceedings of the 2019 Conference of the North American Chapter of the Association for Computational Linguistics (Demonstrations)*, pages 48–53, Minneapolis, Minnesota. Association for Computational Linguistics.
- Kishore Papineni, Salim Roukos, Todd Ward, and Wei-Jing Zhu. 2002. [Bleu: A method for automatic evaluation of machine translation](#). In *Proceedings of the 40th Annual Meeting of the Association for Computational Linguistics*, pages 311–318, Philadelphia, Pennsylvania, USA. Association for Computational Linguistics.
- Maja Popović. 2015. [chrF: Character n-gram F-score for automatic MT evaluation](#). In *Proceedings of the Tenth Workshop on Statistical Machine Translation*, pages 392–395, Lisbon, Portugal. Association for Computational Linguistics.
- Matt Post. 2018. [A call for clarity in reporting BLEU scores](#). In *Proceedings of the Third Conference on Machine Translation: Research Papers*, pages 186–191, Brussels, Belgium. Association for Computational Linguistics.
- Ivan Provilkov, Dmitrii Emelianenko, and Elena Voita. 2020. [BPE-dropout: Simple and effective subword regularization](#). In *Proceedings of the 58th Annual Meeting of the Association for Computational Linguistics*, pages 1882–1892, Online. Association for Computational Linguistics.

- Ricardo Rei, José G. C. de Souza, Duarte Alves, Chrysoula Zerva, Ana C Farinha, Taisiya Glushkova, Alon Lavie, Luisa Coheur, and André F. T. Martins. 2022. [COMET-22: Unbabel-IST 2022 submission for the metrics shared task](#). In *Proceedings of the Seventh Conference on Machine Translation (WMT)*, pages 578–585, Abu Dhabi, United Arab Emirates (Hybrid). Association for Computational Linguistics.
- Mike Schuster and Kaisuke Nakajima. 2012. [Japanese and korean voice search](#). In *2012 IEEE International Conference on Acoustics, Speech and Signal Processing, ICASSP 2012, Kyoto, Japan, March 25-30, 2012*, pages 5149–5152. IEEE.
- Rico Sennrich, Barry Haddow, and Alexandra Birch. 2016. [Neural machine translation of rare words with subword units](#). In *Proceedings of the 54th Annual Meeting of the Association for Computational Linguistics (Volume 1: Long Papers)*, pages 1715–1725, Berlin, Germany. Association for Computational Linguistics.
- Yonghui Wu, Mike Schuster, Zhifeng Chen, Quoc V. Le, Mohammad Norouzi, Wolfgang Macherey, Maxim Krikun, Yuan Cao, Qin Gao, Klaus Macherey, Jeff Klingner, Apurva Shah, Melvin Johnson, Xiaobing Liu, Łukasz Kaiser, Stephan Gouws, Yoshikiyo Kato, Taku Kudo, Hideto Kazawa, Keith Stevens, George Kurian, Nishant Patil, Wei Wang, Cliff Young, Jason Smith, Jason Riesa, Alex Rudnick, Oriol Vinyals, Greg Corrado, Macduff Hughes, and Jeffrey Dean. 2016. [Google’s neural machine translation system: Bridging the gap between human and machine translation](#). *Preprint*, arXiv:1609.08144.
- Vilém Zouhar, Clara Meister, Juan Gastaldi, Li Du, Mrinmaya Sachan, and Ryan Cotterell. 2023. [Tokenization and the noiseless channel](#). In *Proceedings of the 61st Annual Meeting of the Association for Computational Linguistics (Volume 1: Long Papers)*, pages 5184–5207, Toronto, Canada. Association for Computational Linguistics.

A Training Details

We use fairseq (Ott et al., 2019) for language modeling, HuggingFace’s `tokenizers` library for our underlying BPE and MaxMatch tokenizers, and OpenFst (Allauzen et al., 2007) for the subword lattice construction. For UnigramLM, we used SentencePiece (Kudo and Richardson, 2018). We used fairseq’s `transformer_iwslt_de_en` architecture for EN↔DE, and the baseline transformer architecture for EN↔RO and EN↔FR. The hyperparameters and optimizer configuration are given in Tables 2, 3, and 4. Our datasets were:

- EN↔DE: 160k, IWSLT14 (Cettolo et al.)
- EN↔RO: 600k, WMT16 (Bojar et al., 2016)
- EN↔FR: 2M, Europarl (Koehn)

Vocabulary Sizes (src, tgt)	EN↔DE: (10k, 10k)
Embedding Dimension	512
FFN Dimension	1024
Number of Heads	4
Number of Layers	6
Dropout	0.3

Table 2: The `transformer_iwslt_en_de` architecture, used for the English↔German task.

Vocabulary Sizes (src, tgt)	EN↔RO: (14k, 14k) EN↔FR: (30k, 30k)
Embedding Dimension	512
FFN Dimension	2048
Number of Heads	6
Number of Layers	8
Dropout	0.1

Table 3: The transformer architecture, used for the English↔Romainan and English↔French tasks.

Optimizer	ADAM
β_1, β_2	(0.9, 0.98)
Learning Rate	5×10^{-4}
Warmup	4000 steps
Scheduler	Inverse Square Root
Tokens-per-batch	8192
	EN↔DE: 8
Patience	EN↔RO: 10
	EN↔FR: 5

Table 4: The optimizer parameters, used for all tasks.

B Algorithms

Inputs: Corpus \mathcal{C} , Alphabet Σ , Target size n ,

Outputs: Vocabulary \mathcal{V} , Merges μ

```

1:  $\mathcal{V} \leftarrow \Sigma$ 
2: for  $i \in 1 \dots n$  do
3:    $(x, y) \leftarrow \arg \max_{a, b \in \mathcal{V}} \text{COUNT}((a, b), \mathcal{C})$ 
4:    $\mathcal{V} \leftarrow \mathcal{V} \cup \{xy\}$ 
5:    $\mu \leftarrow \mu \cup \langle (x, y) \rangle$ 
6:    $\mathcal{C} \leftarrow \text{REPLACE}((x, y) \rightarrow xy, \mathcal{C})$ 
7: return  $\mathcal{V}, \mu$ 

```

Algorithm 4: BPE Training.

Inputs: Directed Acyclic Graph D ,

Outputs: Path π , Path-probability p

```

1:  $\pi \leftarrow []$ 
2:  $p \leftarrow 1$ 
3:  $\text{CUR} \leftarrow q_{\text{start}}$ 
4: while  $\text{CUR}$  is not final do
5:    $(w, q) \sim \text{UNIFORM}(\text{ADJ}(\text{CUR}))$ 
6:    $\text{APPEND}(\pi, (\text{CUR}, w, q))$ 
7:    $p \leftarrow p \times \frac{1}{\text{DEG}(\text{CUR})}$ 
8:    $\text{CUR} \leftarrow q$ 
9: return  $\pi, p$ 

```

Algorithm 5: Biased DAG Sampling.

Inputs: Directed Acyclic Graph D ,

Output: Path π

```

1:  $p_{\min} = \prod_{q \in D} \frac{1}{\text{DEG}(q)}$ 
2:  $(\pi, p) \sim \text{BIASEDSAMPLE}(D)$ 
3: while  $\text{RAND}() > \frac{p_{\min}}{p}$  do
4:    $(\pi, p) \sim \text{BIASEDSAMPLE}(D)$ 
5: return  $\pi$ 

```

Algorithm 6: Unbiased DAG Sampling.

C Proofs

Lemma 3.1. *Let $\mathcal{B} = (\mathcal{V}, \mu)$ be a BPE tokenizer such that there exists $(a, b), (b, b), (b, c) \in \mu$ with $(a, b) >_{\mu} (b, b) >_{\mu} (b, c)$ and $abb, bbc, abbc \notin \mathcal{V}$. Then, there exists a word $w \in \Sigma^+$ for which the distribution of the dropout tokenizer $\mathcal{B}'(w)$ is non-uniform for any p .*

Proof. Since $abb, bbc, abbc \notin \mathcal{V}$, then $(ab, b), (a, bb), (b, bc) \notin \mu$. Consider the word $abbc$. There are 5 possible tokenizations $[a, b, b, c], [a, b, bc], [a, bb, c], [ab, b, c], [ab, bc]$. We proceed by case analysis and compute the probability of each, given a dropout probability p .

- $[a, b, b, c] \rightarrow p^3$
 - Merges $(a, b), (b, b)$, and (b, c) must be dropped which has probability $p \times p \times p = p^3$.
- $[a, b, bc] \rightarrow p^2(1 - p)$
 - Merges (a, b) , and (b, b) must be dropped, but not (b, c) .
- $[a, bb, c] \rightarrow p(1 - p)$
 - Merge (a, b) must be dropped but not (b, b) . The merge (b, c) is irrelevant as $(b, b) >_{\mu} (b, c)$.
- $[ab, b, c] \rightarrow (1 - p)p$
- $[ab, bc] \rightarrow (1 - p)^2$

To be uniform, $p^3 = p^2(1 - p) = p(1 - p) = (1 - p)^2 = \frac{1}{5}$, which does not exist. Hence, there is no p such that $\mathcal{B}'(abbc)$ is uniform. \square

Lemma 3.2. *Let \mathcal{M} be a MaxMatch tokenizer over vocabulary \mathcal{V} , such that $\Sigma \subset \mathcal{V}$ and there exists a token $v \in \mathcal{V} \setminus \Sigma$ which is a proper prefix of some other token $z = vy \in \mathcal{V}$. Then, there exists a word $w \in \Sigma^+$ for which the distribution of the dropout tokenizer $\mathcal{M}'(w)$ is non-uniform for any p .*

Proof. Consider the distribution of tokenizations $\mathcal{M}'(z)$, under which the probability of z being the final tokenization is $(1 - p)$. Let the total number of tokenizations be n , and assume the distribution is unbiased. The probability of the tokenization $[v, y_1, y_2, \dots, y_k]$ is $(1 - p)p^k$. Thus, the distribution is only unbiased if $(1 - p) = (1 - p)p^k = \frac{1}{n}$. Since there are at least 3 tokenizations $[z], [z_1, z_2, \dots, z_n]$, and $[v, y_1, y_2, \dots, y_k]$, this is a contradiction. \square

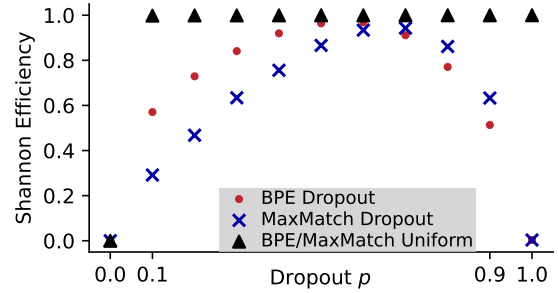


Figure 3: Distribution uniformity measured by Shannon Efficiency (higher=more uniform; excludes the canonical form, which usually takes up most of the probability mass). Our Uniform Sampling versions (both for BPE and MaxMatch) *guarantee* balanced sampling of tokenizations, which is not true for the standard Dropout versions whose balance depends non-linearly on the dropout rate p .

D Full Experiments

Tokenizer	Efficiency	BLEU	CHRf	COMET	Tokenizer	Efficiency	BLEU	CHRf	COMET
BPE	0.4636	33.66	57.10	79.30	BPE	0.4636	28.44	55.80	76.22
BPE + Dropout ($p=0.1$)	0.4747	35.06	58.07	80.51	BPE + Dropout ($p=0.1$)	0.4747	29.37	56.63	77.51
BPE + Uniform ($p=0.1$)	0.4731	35.03	57.97	80.46	BPE + Uniform ($p=0.1$)	0.4731	30.05	56.37	78.12
BPE + Uniform ($p=0.25$)	0.4719	35.22	58.13	80.57	BPE + Uniform ($p=0.25$)	0.4719	30.16	56.47	78.08
MaxMatch	0.4584	33.85	57.17	79.48	MaxMatch	0.4584	28.41	55.97	76.57
MaxMatch + Dropout ($p=0.3$)	0.4530	34.92	57.87	80.37	MaxMatch + Dropout ($p=0.3$)	0.4530	29.13	56.43	77.38
MaxMatch + Uniform ($p=0.1$)	0.4657	35.17	58.10	80.60	MaxMatch + Uniform ($p=0.1$)	0.4657	29.18	56.43	77.76
MaxMatch + Uniform ($p=0.25$)	0.4633	35.32	58.13	80.71	MaxMatch + Uniform ($p=0.25$)	0.4633	29.43	56.57	77.62
Unigram ($\alpha=1$)	0.4452	33.37	56.77	79.43	Unigram ($\alpha=1$)	0.4452	28.40	55.93	76.66
Unigram ($\alpha=0.3$)	0.3796	34.24	57.70	80.31	Unigram ($\alpha=0.3$)	0.3796	28.97	56.33	77.44

(a) German→English (source+target dropout)

Tokenizer	Efficiency	BLEU	CHRf	COMET	Tokenizer	Efficiency	BLEU	CHRf	COMET
BPE	0.4034	40.86	64.57	86.39	BPE	0.4034	41.27	65.77	86.86
BPE + Dropout ($p=0.1$)	0.4137	40.96	64.57	86.50	BPE + Dropout ($p=0.1$)	0.4137	41.45	65.90	87.08
BPE + Uniform ($p=0.1$)	0.4139	41.10	64.70	86.52	BPE + Uniform ($p=0.1$)	0.4139	41.54	65.93	87.04
BPE + Uniform ($p=0.25$)	0.4259	40.86	64.57	86.36	BPE + Uniform ($p=0.25$)	0.4259	41.35	65.83	87.03
MaxMatch	0.4003	41.02	64.70	86.48	MaxMatch	0.4003	41.38	65.87	87.00
MaxMatch + Dropout ($p=0.3$)	0.4186	40.88	64.57	86.47	MaxMatch + Dropout ($p=0.3$)	0.4186	41.24	65.80	86.95
MaxMatch + Uniform ($p=0.1$)	0.4094	41.04	64.70	86.54	MaxMatch + Uniform ($p=0.1$)	0.4094	41.44	65.93	87.07
MaxMatch + Uniform ($p=0.25$)	0.4194	40.80	64.50	86.38	MaxMatch + Uniform ($p=0.25$)	0.4194	41.22	65.77	86.93
Unigram ($\alpha=1$)	0.3801	40.59	64.43	86.27	Unigram ($\alpha=1$)	0.3801	40.47	65.27	86.36
Unigram ($\alpha=0.3$)	0.3773	40.71	64.53	86.36	Unigram ($\alpha=0.3$)	0.3773	40.15	65.00	86.08

(b) English→German (source+target dropout)

Tokenizer	Efficiency	BLEU	CHRf	COMET	Tokenizer	Efficiency	BLEU	CHRf	COMET
BPE	0.4524	30.81	57.30	77.77	BPE	0.4524	23.56	53.20	81.03
BPE + Dropout ($p=0.1$)	0.4614	32.13	58.17	79.50	BPE + Dropout ($p=0.1$)	0.4614	23.98	53.70	81.90
BPE + Uniform ($p=0.1$)	0.4594	31.92	58.13	79.64	BPE + Uniform ($p=0.1$)	0.4594	23.83	53.67	82.00
BPE + Uniform ($p=0.25$)	0.4647	31.85	58.23	79.54	BPE + Uniform ($p=0.25$)	0.4647	24.13	53.73	82.20
MaxMatch	0.4476	31.01	57.23	78.03	MaxMatch	0.4476	23.52	53.23	81.17
MaxMatch + Dropout ($p=0.3$)	0.4578	31.90	58.13	79.63	MaxMatch + Dropout ($p=0.3$)	0.4578	23.95	53.70	81.98
MaxMatch + Uniform ($p=0.1$)	0.4528	32.02	58.37	79.81	MaxMatch + Uniform ($p=0.1$)	0.4528	24.32	53.90	82.11
MaxMatch + Uniform ($p=0.25$)	0.4563	31.83	58.33	79.74	MaxMatch + Uniform ($p=0.25$)	0.4563	24.10	53.87	82.06
Unigram ($\alpha=1$)	0.4338	30.34	56.97	77.74	Unigram ($\alpha=1$)	0.4338	23.68	53.37	81.28
Unigram ($\alpha=0.3$)	0.4284	31.53	58.07	79.40	Unigram ($\alpha=0.3$)	0.4284	24.17	53.87	82.00

(c) French→English (source only dropout)

Tokenizer	Efficiency	BLEU	CHRf	COMET	Tokenizer	Efficiency	BLEU	CHRf	COMET
BPE	0.4524	30.81	57.30	77.77	BPE	0.4524	23.56	53.20	81.03
BPE + Dropout ($p=0.1$)	0.4672	32.48	58.87	80.29	BPE + Dropout ($p=0.1$)	0.4672	24.85	54.30	82.71
BPE + Uniform ($p=0.1$)	0.4615	32.46	58.87	80.26	BPE + Uniform ($p=0.1$)	0.4615	24.78	54.30	83.03
BPE + Uniform ($p=0.25$)	0.4562	32.83	59.07	80.71	BPE + Uniform ($p=0.25$)	0.4562	24.77	54.00	82.67
MaxMatch	0.4476	31.01	57.23	78.03	MaxMatch	0.4476	23.52	53.23	81.17
MaxMatch + Dropout ($p=0.3$)	0.4465	32.89	59.03	80.69	MaxMatch + Dropout ($p=0.3$)	0.4465	25.02	54.20	82.67
MaxMatch + Uniform ($p=0.1$)	0.4544	32.83	58.97	80.36	MaxMatch + Uniform ($p=0.1$)	0.4544	24.77	54.40	83.08
MaxMatch + Uniform ($p=0.25$)	0.4484	33.03	59.13	80.65	MaxMatch + Uniform ($p=0.25$)	0.4484	25.16	54.33	83.00
Unigram ($\alpha=1$)	0.4338	30.29	57.07	0.7774	Unigram ($\alpha=1$)	0.4338	23.61	53.23	0.8114
Unigram ($\alpha=0.3$)	0.4061	32.30	58.70	0.8011	Unigram ($\alpha=0.3$)	0.4061	24.61	54.13	0.8274

(d) English→French (source only dropout)

Tokenizer	Efficiency	BLEU	CHRf	COMET	Tokenizer	Efficiency	BLEU	CHRf	COMET
BPE	0.4524	30.81	57.30	77.77	BPE	0.4524	23.56	53.20	81.03
BPE + Dropout ($p=0.1$)	0.4672	32.48	58.87	80.29	BPE + Dropout ($p=0.1$)	0.4672	24.85	54.30	82.71
BPE + Uniform ($p=0.1$)	0.4615	32.46	58.87	80.26	BPE + Uniform ($p=0.1$)	0.4615	24.78	54.30	83.03
BPE + Uniform ($p=0.25$)	0.4562	32.83	59.07	80.71	BPE + Uniform ($p=0.25$)	0.4562	24.77	54.00	82.67
MaxMatch	0.4476	31.01	57.23	78.03	MaxMatch	0.4476	23.52	53.23	81.17
MaxMatch + Dropout ($p=0.3$)	0.4465	32.89	59.03	80.69	MaxMatch + Dropout ($p=0.3$)	0.4465	25.02	54.20	82.67
MaxMatch + Uniform ($p=0.1$)	0.4544	32.83	58.97	80.36	MaxMatch + Uniform ($p=0.1$)	0.4544	24.77	54.40	83.08
MaxMatch + Uniform ($p=0.25$)	0.4484	33.03	59.13	80.65	MaxMatch + Uniform ($p=0.25$)	0.4484	25.16	54.33	83.00
Unigram ($\alpha=1$)	0.4338	30.29	57.07	0.7774	Unigram ($\alpha=1$)	0.4338	23.61	53.23	0.8114
Unigram ($\alpha=0.3$)	0.4061	32.30	58.70	0.8011	Unigram ($\alpha=0.3$)	0.4061	24.61	54.13	0.8274

(e) Romanian→English (source only dropout)

Tokenizer	Efficiency	BLEU	CHRf	COMET	Tokenizer	Efficiency	BLEU	CHRf	COMET
BPE	0.4524	30.81	57.30	77.77	BPE	0.4524	23.56	53.20	81.03
BPE + Dropout ($p=0.1$)	0.4672	32.48	58.87	80.29	BPE + Dropout ($p=0.1$)	0.4672	24.85	54.30	82.71
BPE + Uniform ($p=0.1$)	0.4615	32.46	58.87	80.26	BPE + Uniform ($p=0.1$)	0.4615	24.78	54.30	83.03
BPE + Uniform ($p=0.25$)	0.4562	32.83	59.07	80.71	BPE + Uniform ($p=0.25$)	0.4562	24.77	54.00	82.67
MaxMatch	0.4476	31.01	57.23	78.03	MaxMatch	0.4476	23.52	53.23	81.17
MaxMatch + Dropout ($p=0.3$)	0.4465	32.89	59.03	80.69	MaxMatch + Dropout ($p=0.3$)	0.4465	25.02	54.20	82.67
MaxMatch + Uniform ($p=0.1$)	0.4544	32.83	58.97	80.36	MaxMatch + Uniform ($p=0.1$)	0.4544	24.77	54.40	83.08
MaxMatch + Uniform ($p=0.25$)	0.4484	33.03	59.13	80.65	MaxMatch + Uniform ($p=0.25$)	0.4484	25.16	54.33	83.00
Unigram ($\alpha=1$)	0.4338	30.29	57.07	0.7774	Unigram ($\alpha=1$)	0.4338	23.61	53.23	0.8114
Unigram ($\alpha=0.3$)	0.4061	32.30	58.70	0.8011	Unigram ($\alpha=0.3$)	0.4061	24.61	54.13	0.8274

(f) English→Romanian (source only dropout)

Tokenizer	Efficiency	BLEU	CHRf	COMET	Tokenizer	Efficiency	BLEU	CHRf	COMET
BPE	0.4524	30.81	57.30	77.77	BPE	0.4524	23.56	53.20	81.03
BPE + Dropout ($p=0.1$)	0.4672	32.48	58.87	80.29	BPE + Dropout ($p=0.1$)	0.4672	24.85	54.30	82.71
BPE + Uniform ($p=0.1$)	0.4615	32.46	58.87	80.26	BPE + Uniform ($p=0.1$)	0.4615	24.78	54.30	83.03
BPE + Uniform ($p=0.25$)	0.4562	32.83	59.07	80.71	BPE + Uniform ($p=0.25$)	0.4562	24.77	54.00	82.67
MaxMatch	0.4476	31.01	57.23	78.03	MaxMatch	0.4476	23.52	53.23	81.17
MaxMatch + Dropout ($p=0.3$)	0.4465	32.89	59.03	80.69	MaxMatch + Dropout ($p=0.3$)	0.4465	25.02	54.20	82.67
MaxMatch + Uniform ($p=0.1$)	0.4544	32.83	58.97	80.36	MaxMatch + Uniform ($p=0.1$)	0.4544	24.77	54.40	83.08
MaxMatch + Uniform ($p=0.25$)	0.4484	33.03	59.13	80.65	MaxMatch + Uniform ($p=0.25$)	0.4484	25.16	54.33	83.00
Unigram ($\alpha=1$)	0.4338	30.29	57.07	0.7774	Unigram ($\alpha=1$)	0.4338	23.61	53.23	0.8114
Unigram ($\alpha=0.3$)	0.4061	32.30	58.70	0.8011	Unigram ($\alpha=0.3$)	0.4061	24.61	54.13	0.8274

(g) Romanian→English (source+target dropout)

Tokenizer	Efficiency	BLEU	CHRf	COMET	Tokenizer	Efficiency	BLEU	CHRf	COMET
BPE	0.4524	30.81	57.30	77.77	BPE	0.4524	23.56	53.20	81.03
BPE + Dropout ($p=0.1$)	0.4672	32.48	58.87	80.29	BPE + Dropout ($p=0.1$)	0.4672	24.85	54.30	82.71
BPE + Uniform ($p=0.1$)	0.4615	32.46	58.87	80.26	BPE + Uniform ($p=0.1$)	0.4615	24.78	54.30	83.03
BPE + Uniform ($p=0.25$)	0.4562	32.83	59.07	80.71	BPE + Uniform ($p=0.25$)	0.4562	24.77	54.00	82.67
MaxMatch	0.4476	31.01	57.23	78.03	MaxMatch	0.4476	23.52	53.23	81.17
MaxMatch + Dropout ($p=0.3$)	0.4465	32.89	59.03	80.69	MaxMatch + Dropout ($p=0.3$)	0.4465	25.02	54.20	82.67
MaxMatch + Uniform ($p=0.1$)	0.4544	32.83	58.97	80.36	MaxMatch + Uniform ($p=0.1$)	0.4544	24.77	54.40	83.08
MaxMatch + Uniform ($p=0.25$)	0.4484	33.03	59.13	80.65	MaxMatch + Uniform ($p=0.25$)	0.4484	25.16	54.33	83.00
Unigram ($\alpha=1$)	0.4338	30.29	57.07	0.7774	Unigram ($\alpha=1$)	0.4338	23.61	53.23	0.8114
Unigram ($\alpha=0.3$)	0.4061	32.30	58.70	0.8011	Unigram ($\alpha=0.3$)	0.4061	24.61	54.13	0.8274

(h) English→Romanian (source+target dropout)

Table 5: The main results of machine translation performance (average across 3 seeds). In almost all cases the Uniform sampling yields the best results.

E Examples of Distributions from Data

BPE-Dropout $p=0.1$		MaxMatch-Dropout $p=0.3$		BPE-Dropout $p=0.1$		MaxMatch-Dropout $p=0.3$	
something	96.50%	something	69.85%	started	97.56%	started	69.97%
some thing	1.60%	somet hing	14.79%	star ted	2.15%	start ed	14.88%
so met hing	1.52%	somet hi ng	4.54%	star te d	0.11%	start e d	6.21%
so m et hing	0.16%	some thing	4.35%	start ed	0.07%	star ted	4.37%
so me thing	0.09%	somet hing	1.31%	st ar ted	0.05%	star te d	1.33%
som eth ing	0.03%	some th ing	0.93%	st art ed	0.02%	st art ed	0.91%
s ome thing	0.03%	som eth ing	0.91%	s ta r ted	0.02%	star t ed	0.42%
so m eth ing	0.03%	some t hing	0.42%	star t ed	0.01%	s ta r ted	0.39%
somet hing	0.01%	somet h in g	0.38%	s ta r t ed	0.00%	st art e d	0.39%
some th ing	0.00%	some th in g	0.29%	s t art ed	0.00%	st ar ted	0.26%

BPE-Dropout $p=0.1$		MaxMatch-Dropout $p=0.3$		BPE-Dropout $p=0.1$		MaxMatch-Dropout $p=0.3$	
percent	73.54%	percent	69.93%	different	82.44%	different	69.95%
per c ent	8.83%	perce nt	14.61%	dif fe rent	8.74%	differ ent	14.74%
per cent	8.12%	perce n t	6.40%	diff ere nt	8.05%	differ en t	4.44%
perce nt	7.84%	per cent	4.53%	differ ent	0.29%	diff ere nt	3.05%
per ce nt	0.88%	pe r cent	1.33%	dif fe re nt	0.20%	differ e nt	1.36%
p er c ent	0.18%	per ce nt	0.90%	dif f ere nt	0.13%	diff ere n t	1.27%
p er ce n t	0.12%	per ce n t	0.39%	dif fer ent	0.07%	dif fer ent	0.94%
p er cent	0.11%	p er cent	0.38%	d iff ere nt	0.03%	diff er ent	0.94%
pe r cent	0.10%	per c ent	0.37%	d if fer ent	0.03%	differ e n t	0.56%
per ce n t	0.09%	pe r ce nt	0.26%	di ff er ent	0.01%	diff e rent	0.41%

BPE-Dropout $p=0.1$		MaxMatch-Dropout $p=0.3$		BPE-Dropout $p=0.1$		MaxMatch-Dropout $p=0.3$	
together	88.88%	together	69.99%	happening	95.11%	happening	70.05%
to ge ther	9.94%	tog ether	14.68%	happen ing	1.93%	happen ing	14.80%
to get her	0.95%	tog eth er	3.12%	ha pp ening	1.71%	happen in g	4.46%
tog ether	0.08%	to get her	3.05%	happ ening	0.91%	happ ening	4.26%
to ge t her	0.07%	t og ether	1.35%	ha pp en ing	0.16%	happen i ng	1.83%
to g ether	0.03%	tog eth e r	1.33%	happ en ing	0.08%	ha pp ening	0.94%
to ge th er	0.03%	to ge ther	0.95%	h app ening	0.03%	happ ening	0.89%
tog e ther	0.00%	tog et her	0.94%	happ e ning	0.03%	h app ening	0.44%
t og ether	0.00%	to get he r	0.90%	ha pp e ning	0.02%	happ e ning	0.40%
tog eth er	0.00%	t o get her	0.41%	h app ening	0.01%	ha p pe ning	0.27%

Example 2: Frequencies of tokenizations of several words sampled from BPE-Dropout (with $p = 0.1$) and MaxMatch-Dropout (with $p = 0.3$). The top row in each is the canonical tokenization.