

# EPiC: Cost-effective Search-based Prompt Engineering of LLMs for Code Generation

Hamed Taherkhani, Melika Sepindband, Hung Viet Pham, Song Wang, Hadi Hemmati

**Abstract**—Large Language Models (LLMs) have seen increasing use in various software development tasks, especially in code generation. The most advanced recent methods attempt to incorporate feedback from code execution into prompts to help guide LLMs in generating correct code, in an iterative process. While effective, these methods could be costly and time-consuming due to numerous interactions with the LLM and the extensive token usage. To address this issue, we propose an alternative approach named Evolutionary Prompt Engineering for Code (EPiC), which leverages a lightweight evolutionary algorithm to evolve the original prompts toward better ones that produce high-quality code, with minimal interactions with LLM. Our evaluation against state-of-the-art (SOTA) LLM-based code generation models shows that EPiC outperforms all the baselines in terms of cost-effectiveness.

**Index Terms**—Prompt Engineering, Code Generation, Large Language Models, Evolutionary Algorithm

## 1 INTRODUCTION

LLMs have been used in many software development activities such as software testing, design, requirement engineering, code generation, maintenance, deployment, etc. [30], [32]. Among these activities, code generation using LLMs has demonstrated significant potential.

In LLM-based code generation, various prompt engineering techniques, including zero-shot [5], in-context learning [33], [34], RAG [35], and task-specific methods [36], [37], have been shown to outperform fine-tuned smaller models. The most advanced prompt engineering methods for code generation employ various agent-based approaches [28]. SOTA methods such as Reflexion [20], Language Agent Tree Search (LATS) [21], AgentCoder [22], LDB [23], and MetaGPT [29] are either planning-based or multi-collaborative agents. While effective, these methods can be costly and time-consuming due to numerous interactions with LLMs which results in extensive token usage, making them less attractive in practical settings. For instance, LATS requires on average 3 minutes to generate the implementation of a function with an average of only 6 lines of code, on the MBPP dataset.

To tackle this limitation, in this paper, we explicitly focus on the cost of prompt engineering for code and propose a cost-effective approach that leverages a lightweight evolutionary search to optimize prompts for code generation. Our evolutionary-based prompt engineering tool for code generation, namely, EPiC, optimizes prompts for code generation by assessing the generated code against a fitness function, i.e., the pass rate of test cases. Our approach consists of two phases: Initial Evaluation (IE) and Evolutionary Prompt

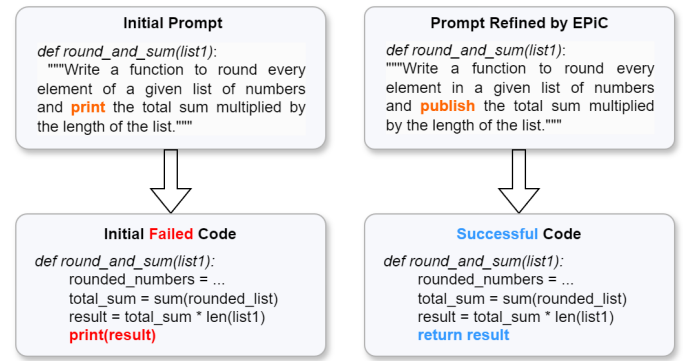


Fig. 1: The initial failed prompt (left) and the mutated successful prompt (right)

Engineering (EPE). The first phase involves primary code generation using an initial prompt and its evaluation using a set of test cases. If a correct solution is not generated, the process moves to the second (EPE) phase, where an initial population of prompts is generated using the initial prompt. Using each prompt in the initial population, we generate its corresponding code by the LLM under study. We then evaluate the generated code against test cases to calculate its fitness score. Candidate prompts are selected out of the population, using a weighted random selection approach. These candidates are then mutated to form the next generation of prompts. The mutation is carried out using two approaches: one utilizes an LLM guided by a prompt that specifies how to perform the mutation, and the other employs vector embeddings of words to find and replace similar words.

Figure 1 illustrates an example of a mutation applied to a given prompt. In this example, GPT-4o, with the initial prompt on the left, is confused by the word “print” and generates an incorrect print statement. However, the evolved prompt on the right uses the word “publish” which

Hamed Taherkhani is with Lassonde School of Engineering, York University, Toronto, Ontario, Canada. Email:hamedth@yorku.ca

Melika Sepidband is with Lassonde School of Engineering, York University, Toronto, Ontario, Canada. Email:melikasp@yorku.ca

Hadi Hemmati is an associate professor at Lassonde School of Engineering, York University, Toronto, Ontario, Canada. Email:hmmati@yorku.ca

Hung Viet Pham is an assistant professor at Lassonde School of Engineering, York University, Toronto, Ontario, Canada. Email:hvpham@yorku.ca

Song Wang is an associate professor at Lassonde School of Engineering, York University, Toronto, Ontario, Canada. Email:wangsong@yorku.ca

results in the expected return statement, thereby passing the provided test cases.

To evaluate the effectiveness of **EPiC**, we select two widely used code generation benchmark datasets, i.e., HumanEval [8] and MBPP [24]. We compare **EPiC** against three SOTA LLM-based code generation tools i.e. Reflexion [20], LATS [21], and LDB [23]. We also implement **EPiC** leveraging two different LLMs: a large closed-source (GPT-4o) and a smaller open-source one (MagicCoder [11]). In addition, we have empirically investigated the impact of different components of our evolutionary algorithm on the cost and effectiveness of the results.

Overall, our results suggest that the cost and effectiveness of code-generation tools do not always increase proportionally. Specifically, **EPiC** outperforms all compared SOTA tools (measured by pass@1) by 1% to 3% on HumanEval and 2% to 7% on MBPP with either lower or comparable cost. In addition, **EPiC** is more effective than LATS (highest performing SOTA) but with 80% less cost and is almost as low cost as Reflexion (the lowest cost approach among SOTA), but with 8% better results.

The main contributions of this paper are as follows:

- 1) To the best of our knowledge, we are the first to explore the code generation task from the cost perspective.
- 2) We propose a novel framework **EPiC** that leverages a lightweight evolutionary algorithm to evolve the original prompts toward better ones that produce high-quality code.
- 3) We have demonstrated the cost-effectiveness of **EPiC** in code generation compared with baseline methods.
- 4) We release the data and source code of our experiments to enable other researchers to replicate and extend our study (<https://github.com/HamedTaherkhani/EPiC>).

## 2 BACKGROUND AND RELATED WORK

In this section, we briefly explain the background of LLMs for code generation and prompt engineering, then report the most related work in the context of prompt engineering of LLM for code.

### 2.1 LLMs for Code Generation

Models for code generation can be divided into two categories, RNN-based models and transformer-based models [1]. RNN-based models are older models that are outperformed by transformers. Transformer-based code generation models are transformers pre-trained on code-related datasets. For instance, CodeBERT [2] is a transformer model based on BERT [3], specifically pre-trained on the CodeSearchNet dataset [4]. Another example is CodeGPT-2, which builds upon GPT-2 [5] and is pre-trained on the same dataset. Lu et al. [6] evaluated the performance of both GPT-2 and CodeGPT-2 in the code generation task and later, Perez et al. [7], fine-tuned GPT-2 using their dataset for code generation.

Newer versions of LLMs, such as GPT-4, have demonstrated improved performance compared to their predecessors across diverse tasks, including code generation. For instance, Codex [8] is a language model developed by OpenAI based on the GPT architecture, similar to GPT-3. However, it's specifically designed for code generation

and understanding. Codex is trained on a diverse range of publicly available code repositories and strongly focuses on understanding and generating programming code. Another model, CodeLlama [9], is a family of large language models for code based on Llama 2 [10] that is available in 7B, 13B, and 34B parameters. DeepSeek Coder is another state-of-the-art LLM that has been used in software tasks such as Code Generation. This LLM has various sizes, ranging from 1B to 33B. Magicoder [11] is another model that has been fine-tuned on both CodeLlama-7b-Python and deepseek-coder-6.7b.

In this research, we employed two different types of LLMs: **GPT-4o**, as an example of closed-source large models, and **MagicCoder** as an example of open-source smaller models. We selected GPT-4o due to its high performance among the closed-source LLMs. MagicCoder was chosen as the most cost-effective small-size open-source model, at the time of designing our experiments.

### 2.2 Prompt Engineering for LLMs

A prompt is an input or query provided to a model to generate a response or perform a task. Prompt engineering refers to the process of designing and refining prompts to achieve desired outcomes when using LLMs <sup>1</sup>.

There are multiple categories of prompt engineering, including approaches without training, reasoning and logic, reducing hallucination, and evolutionary-based methods [38]. Zero-shot [5] and few-shot [33] prompting fall under the category of approaches without training. Techniques such as chain-of-thought (CoT) prompting [12], Automatic Chain-of-Thought (Auto-CoT) [39], Self-Consistency [40], and knowledge prompting [13] exemplify reasoning and logic-based methods. To reduce hallucination for prompt engineering, techniques such as Retrieval Augmented Generation (RAG) [35], ReAct Prompting [41], and Chain-of-Knowledge (CoK) Prompting [42] are employed. Evolutionary algorithms are utilized to optimize prompts, as demonstrated by EvoPrompt [16] and PromptBreeder [25]. There are other solutions such as Automated Prompt Engineering [14] and Prompt Optimization with Textual Gradients (ProTeGi) [15].

Zero-shot prompting, as described in [5], eliminates the necessity for extensive training data by employing accurately designed prompts to direct the model toward executing new tasks. The model receives a task description without labeled training data and employs its pre-existing knowledge to generate predictions based on the prompt. Few-shot prompting [33] uses a limited number of input-output examples to help models understand tasks, unlike zero-shot prompting which provides no examples. However, this method requires additional tokens, which can be impractical for longer texts. The selection and composition of examples can also significantly influence model behavior and introduce biases.

CoT [12] improves the reasoning abilities of large language models by incorporating intermediate reasoning steps within prompts. This technique breaks down complex tasks into smaller sub-tasks, mimicking human problem-solving. It significantly enhances performance in arithmetic,

1. <https://platform.openai.com/docs/guides/prompt-engineering>

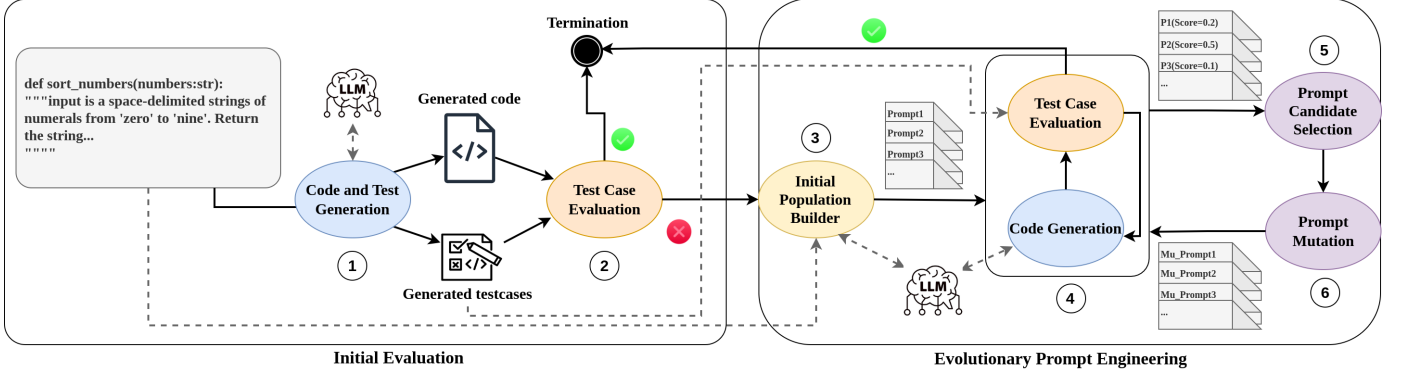


Fig. 2: Diagram of EPiC. On the left, the initial evaluation for the initial prompt assessment is depicted and on the right, the evolutionary process of EPiC is illustrated.

commonsense, and symbolic reasoning, especially with larger models. Auto-CoT [39] is an approach designed to enhance the reasoning capabilities of LLMs by automating the generation of intermediate reasoning steps. It automates the creation of reasoning chains and demonstrations using diversity-based sampling to generate multiple reasoning paths.

Automated prompt engineering approaches use an agent or a similar automated engine to interact with LLM and typically get some feedback to improve the prompt. Zhou et al. [14] proposed APE, a framework designed for the automatic generation and selection of instructions. In this framework, they used an LLM to generate instruction candidates and then search for candidate solutions to maximize a selected score function, treating prompt engineering as an optimization problem. Pryzan et al. [15] proposed Prompt Optimization with Textual Gradients (ProTeGi), which improves prompts for LLMs using a non-parametric approach inspired by numerical gradient descent. It uses natural language gradients from training data to critique and edit prompts, employing a process guided by beam search and bandit selection. This approach improved the efficiency of previous prompt editing techniques across various NLP tasks, including the novel challenge of LLM jailbreak detection.

Evolutionary algorithms have been used in the past for prompt engineering of LLMs in generic NLP tasks. For example, EvoPrompt [16], a framework designed to automate the prompt engineering process for LLMs. EvoPrompt begins with an initial population of prompts and iteratively generates new ones using evolutionary operators such as mutation and crossover, which are performed by LLMs. Another similar approach is PromptBreeder [25], which employs task prompts to condition the LLM and mutation prompts to modify task prompts. The interplay between task and mutation prompts drives iterative improvement in PromptBreeder. Similar approaches for prompt enhancement using LLMs through EAs are also proposed in [26] and [27].

In contrast to existing evolutionary prompt engineering techniques, EPiC is particularly tailored for prompt engineering in coding tasks, with a fitness function defined based on the pass rate of test cases. In addition, it focuses on **cost-efficiency** throughout the process. To achieve this,

it minimizes the calls to external LLMs and implements the mutation operator using local lightweight **word embeddings** libraries.

### 2.3 Prompt Engineering of LLMs for Code Generation

Zelikman et al. [17] introduced Parsel, a framework enabling automatic implementation and validation of complex algorithms with code LLMs. Using Parsel, they break down algorithmic tasks into structured descriptions written in natural language, then explore various combinations of function implementations using tests.

DyLAN [19] is a framework designed to boost the performance of Large Language Model (LLM) agents by assembling them into a dynamic team that adapts to different tasks. Unlike traditional methods with fixed agent sets, DyLAN’s architecture adjusts dynamically to the task query, enhancing its versatility. It employs features like inference-time agent selection and early stopping to improve efficiency and effectiveness. Furthermore, DyLAN incorporates an automatic agent team optimization algorithm based on an unsupervised metric called Agent Importance Score, which selects the most effective agents for each task. Empirical results show DyLAN’s success in tasks like reasoning and code generation, achieving significant improvements over single LLM executions. Reflexion [20] is a reinforcement-based framework for this problem where language agents learn from linguistic feedback rather than weight updates. Agents reflect on task feedback verbally and maintain their own reflective text in memory, which helps them make better decisions in subsequent trials. Reflexion is adaptable to different types and sources of feedback signals and shows significant improvements over baseline agents across various tasks. LATS (Language Agent Tree Search) [21] is another search-based framework that combines LLMs’ abilities in planning, acting, and reasoning. LATS draws inspiration from the Monte Carlo tree search and repurposes LLMs’ strengths as agents, value functions, and optimizers. Crucially, LATS incorporates an environment for external feedback to enable more deliberate and adaptive problem-solving beyond existing techniques’ limitations. AgentCoder [22] utilizes a multi-agent framework with specialized agents: the programmer agent, the test designer agent, and the test executor agent. The programmer agent focuses on code generation and refinement

**Algorithm 1** Evolutionary algorithm

---

```

1: procedure EVOALG(prompt, tests, popSize)
2:   evaluations  $\leftarrow$  []
3:   population  $\leftarrow$  []
4:   code, fitness  $\leftarrow$  evaluatePrompt(prompt, tests)
5:   if fitness is 1 then
6:     return code
7:   else
8:     population  $\leftarrow$  generateFirstPopulation(popSize, prompt)
9:   end if
10:  while not convergeCriteriaMet(evaluations) do
11:    candidates  $\leftarrow$  []
12:    for indPrompt in population do
13:      code, fitness  $\leftarrow$  evaluatePrompt(indPrompt, tests)
14:      if fitness is 1 then
15:        return code
16:      else
17:        candidates.append([indPrompt, code, fitness])
18:      end if
19:    end for
20:    evaluations.append(candidates)
21:    mutatedPrompts  $\leftarrow$  []
22:    muCandidates  $\leftarrow$  chooseCandidates(candidates, N - 1)
23:    for candid in muCandidates do
24:      mutatedPrompts.append(mutate(candid))
25:    end for
26:    elitePrompt  $\leftarrow$  chooseCandidates(candidates, 1)
27:    population  $\leftarrow$  elitePrompt + mutatedPrompts
28:  end while
29:  return chooseBestCandidate(candidates)
30: end procedure

```

---

based on feedback from the test executor agent, while the test designer agent generates test cases for the code. The test executor agent runs the code with the test cases and provides feedback to the programmer. This collaborative system aims to improve code generation efficiency, outperforming single-agent models and previous strategies. Zhong et al. [23] introduced Large Language Model Debugger (LDB), a framework that segments programs into basic blocks and tracks intermediate variable values during runtime. LDB enables LLMs to focus on simpler code units, verify their correctness block by block, and pinpoint errors effectively.

In contrast to existing methods and to the best of our knowledge, EPiC is the first search-based prompt engineering method for code generation. It employs a lightweight process to identify the optimal solution in a cost-efficient manner. To achieve this, EPiC utilizes a local embedding function to implement mutation operators on text, to reduce the cost of iterative prompt engineering for code generation. It also guides the search over iterations using the fitness function in Section 4.4, which helps find the most effective prompts.

### 3 EVOLUTIONARY PROMPT ENGINEERING FOR CODE

This section provides a detailed elaboration of EPiC. As depicted in Figure 2, our approach comprises two phases, i.e., the Initial Evaluation (IE) phase and the Evolutionary Prompt Engineering (EPE) phase. The process begins with a user providing an initial prompt that describes the intended functionality of the code to be generated. In the IE phase, we evaluate the prompt by generating the code based on the original prompt using an LLM. This evaluation determines

**Algorithm 2** Mutation process in *sim\_words\_as\_mutator*


---

```

1: procedure MUTATE(prompt, sim_t, num_t, mutation_probability)
2:   sentence  $\leftarrow$  extract_description(prompt)
3:   words  $\leftarrow$  sentence.split()
4:   sent_comb  $\leftarrow$  []
5:   for word in words do
6:     if word is proper_noun or stop_word then
7:       sent_comb.append([word])
8:     else
9:       word_lem  $\leftarrow$  lemmatize(word)
10:      sent_comb.append(get_related_words(word_lem,
11:                                       sim_t, num_t))
12:    end if
13:  end for
14:  alt_sentence  $\leftarrow$  ""
15:  for j in sent_comb do
16:    if random.random() > mutation_probability then  $\triangleright$  Use
17:      original word
18:    else  $\triangleright$  Use related word
19:      alt_sentence  $\leftarrow$  alt_sentence + j[0]
20:    end if
21:  end for
22:  return alt_sentence

```

---

whether the prompt is sufficient to generate the correct implementation or if it requires a further process in the EPE phase. EPiC's algorithm is presented in Algorithm 1, which will be elaborated upon in the subsequent sections. **Lines 2 to 6** in Algorithm 1 correspond to the IE phase of EPiC and **lines 7 to 30** are the implementation of the EPE phase.

#### 3.1 Initial Evaluation

In Step ① of the IE phase, the initial prompts for code and test case generation are provided to the LLM (the choice of LLM to be used in our case will be discussed in the Section 4) to generate the corresponding code and test cases. Subsequently, in Step ②, the generated code and test cases are sent to the Testcase Evaluation module. *evaluatePrompt* in **Line 4** of Algorithm 1 is responsible for generating the code and evaluating the test cases. If any test case fails on the code we continue with the EPE phase. If all the test cases pass, we stop and report the generated code as the final answer.

Note that test cases can be provided in various ways. One approach is to use developer-provided test cases for evaluation, while another is to generate test cases using LLMs. The challenge with developer-provided test cases is that typically users do not have test cases before implementation, making the approach impractical for a code generation task. On the other hand, the advantage of using LLM-generated test cases is that it makes the process fully automated. This method is currently used in most SOTA code generation tools [20], [21], [22], [18], and [29], as part of their internal evaluation. Consequently, we also opted to use LLMs for test case generation to ensure a fully automated approach, assuming no developer-provided test cases. Specifically, we employed OpenAI's GPT-4o model to generate test cases with few-shot examples. To ensure the functional correctness of these test cases, we validated them by parsing their Abstract Syntax Trees (AST). A test case is considered valid if it successfully parses into a syntactically

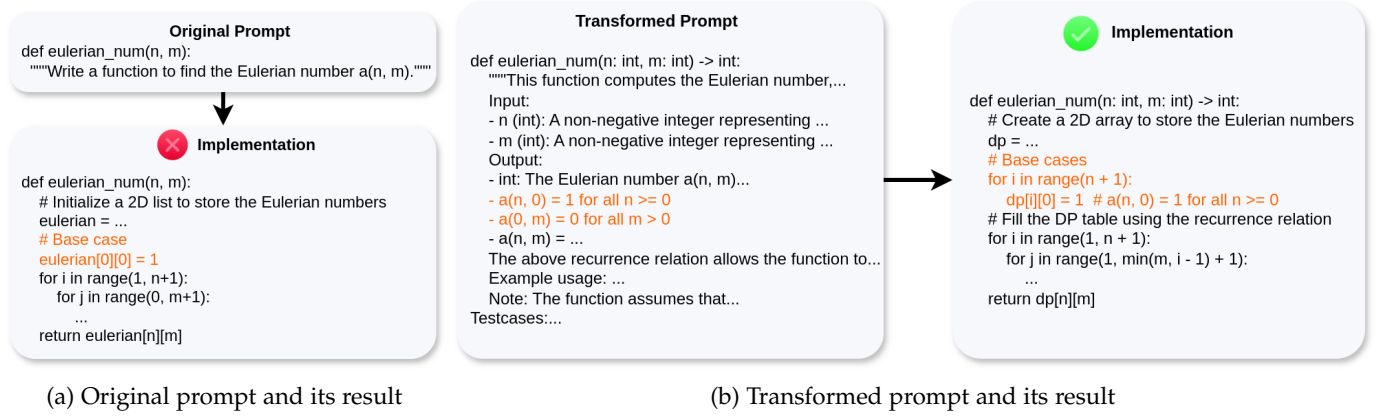


Fig. 3: An unsuccessful original prompt on the left and the transformed successful version of it on the right. The main issue with the original implementation is the incorrect initialization of the Eulerian number. The orange text in both figures highlights the code and text related to the initialization of the function.

correct AST. This approach is the same approach used in Reflexion [20].

The prompts for code and test case generation which are used in our experiments are provided below. These prompts can be modified if necessary depending on the dataset.

#### Code Generation Prompt

You are a Python developer that implements the correct code based on the function description provided. You are given one or more functions to implement. Don't delete import statements in the code snippet. Use at most 1000 words.

#### Test Case Generation Prompt

You are an AI coding assistant who can write unique, diverse, and intuitive unit tests for functions given the signature and docstring. Examples:

```
def add3Numbers(x, y, z):
    """ Add three numbers together. This function takes three numbers
    as input and returns the sum of the three numbers."""
    unit tests:
    assert add3Numbers(1, 2, 3) == 6
    assert add3Numbers(-1, 2, 3) == 4
    assert add3Numbers(1, -2, 3) == 2
    assert add3Numbers(1, 2, -3) == 0
    assert add3Numbers(-3, -2, -1) == -6
    assert add3Numbers(0, 0, 0) == 0
```

## 3.2 Evolutionary Prompt Engineering

In the EPE phase, the first step (Step ③) involves populating the first generation of individuals, where each individual is a distinct prompt to generate the same code. In Step ③, we generate multiple prompts by modifying the initial prompt using an LLM agent. Generating this prompt population forms an important part of our evolutionary algorithm. A more detailed description of this process will be provided in Section 3.2.1. This step corresponds to line 8 of Algorithm 1.

In Step ④ of EPE which corresponds to lines 12 to 20 in Algorithm 1, we generate code for each prompt and evaluate each generated code sample using the same test cases. We define a fitness function based on the ratio of test cases passed. If any of the prompts achieves the maximum fitness

score, the process stops. If not, the process continues until all prompts are validated and given a fitness score, which will guide the selection process. The fitness function is basically the passing rate of each prompt. The mathematical formula is explained in Section 4.4.

This fitness function is used to select the candidate prompts for mutation in Step ⑤. This is implemented in *chooseCandidate* function in Algorithm 1 (Lines 22 and 26), where a weighted random selection algorithm selects candidates randomly, with the probability of selection being proportional to their respective fitness score (Section 4.4). This selection occurs with substitution, allowing the same prompt to be chosen multiple times. In Step ⑤, we select  $N - 1$  candidates for mutation and one prompt for "elitism".

Following prompt selection, in Step ⑥, EPiC randomly mutates the selected prompt candidates to better explore the search space of potential prompts in the next generation. The prompt mutation which is detailed in Algorithm 2, is elaborated in Section 3.2.2. The next generation is formed by adding the elite prompt to the pool of mutated prompts. Lines 21 to 27 in Algorithm 1 corresponds to Steps ⑤ and ⑥.

The process of EPE is repeated iteratively until a solution achieves maximum fitness score or until predefined stopping criteria, i.e., reaching the maximum number of iterations or observing no improvement in the fitness scores, are met. In such cases, the best-generated code, determined by its fitness, is chosen and returned (line 29 of Algorithm 1).

In the next two subsections, we will explain more details about Step ③ (Initial Population Builder), and Step ⑥ (Prompt Mutation.)

### 3.2.1 Initial Population Builder

This subsection provides a detailed explanation of the Step ③ in Figure 2. Human-written prompts are often very brief and lack the necessary information or context. This results in insufficient descriptions and a failure to adhere to a well-defined format [43]. Thus manual prompting typically results in several back-and-forth interactions with LLM until all necessary details are given [28]. Providing the initial



This function **takes** a list of integers as input, **iterates** through each element, increments the value by 1, and **returns** a new list **containing** these incremented values. This is useful in scenarios where you need to perform uniform transformations on a **collection** of numerical data. The time complexity of this function is  $O(n)$ , where  $n$  is the number of **elements** in the list, because it needs to visit each **element** once.

Mutation

This function **accept** a list of integer as input, **repeat** through each element, increments the value by 1, and **deliver** a new list **hold** these incremented values. This is useful in scenario where you need to perform uniform transformation on a **ingathering** of numerical data. The time complexity of this function is  $O(n)$ , where  $n$  is the number of **component** in the list, because it need to visit each **component** once.

Fig. 4: An example of a mutation generated by *sim\_words\_as\_mutator*. The orange words highlight the selected and mutated words in this example.

prompt in a structured and elaborate format will guide the LLM to generate better results with fewer interactions [31].

In our evolutionary algorithm (Algorithm 1), we require an initial population of prompts. To create it, we utilize OpenAI’s GPT-4o to generate multiple prompts based on the initial given prompt. The prompt we use is as follows:

Please rewrite the function description based on these instructions:  
 1- Add input and output types of the function to the description.  
 2- Elaborate the description so that it is understandable for large language models.  
 3- Keep the original test cases and add three test cases to the description to cover the edge cases. Do not separate the generated test cases and the original ones.  
 4- Keep the structure of the function and add the description as a comment in the function. Use at most 500 words.

We employ a high-temperature setting (0.9) for the LLM to stimulate creativity in prompt generation. Elaborate prompts, which include explicit input-output types and test cases, more effectively direct the language model to produce the desired behavior compared to the original prompts. Figures 3a and 3b show an example of such an elaborate prompt.

Figure 3a illustrates the original prompt provided to an LLM, i.e., GPT-4o, which results in an implementation that fails to pass the test cases. Conversely, Figure 3b depicts a transformed version of the prompt that successfully guides the LLM towards a correct implementation. The primary issue with the original implementation is the incorrect initialization of the Eulerian number. In contrast, the transformed prompt includes specific instructions on how to properly initialize the Eulerian number, leading to a correct implementation. The orange text in both figures highlights the code and text related to the initialization.

After generating the elaborate prompt, we add the previously generated test cases (Step ① in Figure 2) to each prompt. These test cases will also be used during the evolutionary algorithm’s fitness evaluation in Step ④.

### 3.2.2 Prompt Mutation

This subsection provides a detailed explanation of the Step ⑥ in Figure 2. We employed two kinds of prompt mutation approaches. In the first approach, *EPiC* uses an LLM to facilitate the mutation process (*LLM\_as\_mutator*). This approach is inspired by a framework named EvoPrompt [16]. In *LLM\_as\_mutator*, we provide LLMs with predefined instructions on how to implement the prompt mutation. In the second approach, we employ Natural Language Processing (NLP) techniques using the NLTK and Gensim libraries to alter the prompts by substituting words with their synonyms (*sim\_words\_as\_mutator*). This method is our contribution as a local lightweight prompt mutation

process. The main motivator is to reduce the cost of the iterative part of the EA. This prompt mutation algorithm (*sim\_words\_as\_mutator*) is described in Algorithm 2. We will compare the performance of both approaches in the following sections. We use the following prompt for mutation using LLMs:

You are a mutation tool. This is a Python function and its description. Please mutate the description by enhancing its clarity and comprehension for sophisticated language models. Please put the changed description between #Explanation and #End. Use at most 600 words.

In the *sim\_words\_as\_mutator* algorithm (Algorithm 2), we first extract the description part of the prompt. For each word in the sentence, if the word is not a stop word or proper noun, it is lemmatized, and the *get\_related\_words()* function (line 10 in Algorithm 2) is called to get its related words. To obtain the related words for a given *word*, we use *WordNet* and *gensim’s GloVe vectors (fasttext – wiki – news – subwords – 300)* to calculate the cosine similarity between the word and other related words. We rank the related words to create a list of the most similar words to the original word, and based on the specified *num\_t* or *sim\_t*, we filter out the least related words and keep words that pass the given threshold. Then, we randomly substitute the word with one of the related words based on a *mutation\_probability*. Figure 4 illustrates an example of mutation performed by *sim\_words\_as\_mutator*. In this example, selected words are highlighted and replaced with their related synonyms by this algorithm. For instance, the word “takes” is randomly chosen for mutation. The algorithm first identifies similar words for this word, resulting in the following list: [“take”, “make”, “require”, “have”, “carry”, “get”, “bring”, “accept”, “lead”, “hold”]. The algorithm then randomly selects the word “accept” and replaces it with “take”. This process is similarly applied to other randomly selected words, such as “iterates”, “returns”, “containing”, “collection”, and “elements”.

## 4 EXPERIMENT DESIGN

### 4.1 Research Questions

We define the following research questions to explore the performance of *EPiC*:

- **RQ1: How cost-effective are the SOTA LLM-based code generation approaches?** *Motivation:* Most of the SOTA LLM-based code generation studies do not include a comprehensive approach to evaluate cost-effectiveness. In this RQ, we set out to evaluate these tools from the cost-effectiveness perspective.
- **RQ2: How effective is *EPiC* in code generation?** *Motivation:* In this RQ, we explore the performance of *EPiC* against SOTA LLM-based code generation tools

in terms of both cost and effectiveness. We experiment with a large closed-source LLM (RQ2.1) and a smaller open-source model (RQ2.2)

- **RQ2.1: How cost-effective is EPiC compared to the SOTA?**
- **RQ2.2: How effective is EPiC on smaller open-source LLMs compared to larger closed-source models?**
- **RQ3: What are the impacts of different EA design choices on the cost-effectiveness of EPiC?** *Motivation:* The goal of this RQ is to explore the impact of different hyperparameters in our approach. We define three sub-RQs to address the impact of the mutation generator (RQ3.1), mutation probability and similar word selection (RQ3.2), and population size (RQ3.3), as follows:
  - **RQ3.1: How does the complexity of the mutation generator impact the cost-effectiveness of EPiC?**
  - **RQ3.2: How does the mutation probability and similar word selection impact the performance of EPiC?**
  - **RQ3.3: How does population size impact the cost-effectiveness of EPiC?**

## 4.2 Datasets and Models

We used two datasets for our experiments: *HumanEval* [8] and *MBPP* [24].

The *HumanEval* is a collection of 164 programming problems designed to evaluate the functional correctness of code generated by AI models. Each problem includes a function signature, a detailed description of the task (docstring), the function body, and multiple unit tests to verify the solution. One major obstacle in making fair judgments on the performance of the related works was that some papers did not use the *HumanEval* dataset as is. For instance, there are cases where the samples are removed or changed. To have a fair comparison among all methods we transformed the original dataset into each tool’s required format (if needed) to re-run their code using the original dataset. We will explain this in more detail as we discuss the configuration setup for assessing each related work.

The *Mostly Basic Programming Problems (MBPP)* comprises 974 short Python programming tasks designed to be solvable by entry-level programmers. The tasks were crowd-sourced from individuals with basic Python knowledge, who provided a problem statement, a self-contained Python function solving the problem, and three test cases to check for correctness. A subset of 427 tasks was manually inspected and edited for consistency and accuracy, referred to as *mbpp-sanitized*. In this paper, we used *mbpp-sanitized* for our experiments. While experimenting with the SOTA, we discovered that they have used different subsets of the *MBPP* dataset. For this reason, their reported results are not comparable. Consequently, we chose to use the *mbpp-sanitized* subset in all our experiments.

For RQ1 and RQ2.1, we used both datasets. For RQ2.2 and RQ3, we used only *HumanEval*. We will explain this in more detail in the corresponding RQs.

We employed two LLMs in our study: OpenAI’s GPT-4o<sup>2</sup> and Magicoder-S-DS-6.7B [11]. The latter model was

specifically utilized for RQ 2.2, while OpenAI’s GPT-4o model was used for all other experiments.

## 4.3 Evaluation Metrics

To evaluate the quality of the generated code by LLMs, we utilized the  $\text{pass}@k$  metric. This metric, introduced in [8], is advantageous over metrics such as CodeBLEU and ROUGE because it evaluates code behavior rather than text semantics, which are the focus of the latter metrics. The formula for  $\text{pass}@k$  is presented in Equation 1. In this equation,  $E$  denotes the expected value over the problems,  $n$  is the total number of generated samples per task (code samples) and  $c$  is the number of correct samples. For a single problem, this metric estimates the probability that at least one of top  $k$  samples is correct. When applied to multiple problems, it evaluates the expectation across all problems.

$$\text{pass}@k := \mathbb{E}_{\text{Problems}} \left[ 1 - \frac{\binom{n-c}{k}}{\binom{n}{k}} \right] \quad (1)$$

When comparing EPiC with baselines, we also report Mann-Whitney U-test results, which is a non-parametric significant test, to consider the randomness introduced by our algorithm. The tests compare the distribution of 10  $\text{pass}@1$  results for EPiC (using 10 random seeds) with the  $\text{pass}@1$  of each baseline, separately. Note that here we only rerun EPiC with 10 random seeds to consider its internal randomness introduced in the algorithm and do not rerun the baselines as they do not have internal randomness. In other words, we do not study the potential randomness of LLMs results and their effect on each baseline, as this is not reported in the original papers and would go beyond the scope of this paper.

## 4.4 Objective Function

We use  $\mathcal{X}$  and  $\mathcal{Z}$  to denote the prompt space and output responses respectively. Let  $S : \mathcal{X} \rightarrow \mathcal{Z}$  be the LLM that takes an input  $x \in \mathcal{X}$  and outputs a response  $z \in \mathcal{Z}$ . The output response is the code implementation of the given prompt. Let’s say we have  $n$  number of test cases. Consider  $\mathcal{T}$  as a set of test case functions. A test case  $t_i \in \mathcal{T}$  is a function that maps any output response  $z$  to either 0 or 1. It can be formally defined as  $t_i : \mathcal{Z} \rightarrow \{0, 1\}$ . The fitness function which is denoted as  $\mathcal{F} : \mathcal{X}, \mathcal{T} \rightarrow [0, 1]$ , maps any input prompt to a value between 0 and 1. The fitness function is defined as follows:

$$\mathcal{F}(x, \mathcal{T}) = \frac{\sum_{i=1}^n t_i(S(x))}{n} \quad (2)$$

The goal of the EPiC framework is to optimize the fitness function  $\mathcal{F}$  based on the provided test cases  $\mathcal{T}$  by identifying the optimal input  $x$  within the prompt space  $\mathcal{X}$ .

## 4.5 Baselines

To evaluate the performance of EPiC, we first identified the most relevant papers in code generation that utilized a common benchmark for comparison, i.e., papers that used

2. <https://openai.com/index/hello-gpt-4o/>

TABLE 1: Default configuration parameters

<i>mutation_probability</i>	<i>population_size</i>	<i>top_n</i>	<i>mutation_alg</i>	<i>llm</i>
0.4	5	10	<i>sim_words_as_mutator</i>	<i>gpt4o</i>

HumanEval or MBPP, either exclusively or as part of their benchmarks. These two benchmarks were chosen due to their popularity in the field. Further narrowing down the selection, we applied three additional criteria: (1) whether their results were competitive (more than %90 pass@1 on HumanEval), (2) whether their GitHub repository is available online, and (3) their cost is not disproportionately high. The third criterion was specifically defined to exclude SOTA tools with excessively high costs, ensuring that the selected tools remained competitive in terms of cost-effectiveness. For comparison, we used the pass@1 metric. As a result, four papers are selected as our baselines, i.e., Reflexion[20], LATS[21], LDB[23], and AgentCoder[22] (details are in Section 2). For each baseline, we ran the experiments with the recommended configuration provided in its GitHub repository or provided in its paper. After initial evaluation, AgentCoder[22] was excluded from further analysis as we found out that it’s 6 times more expensive than the second most expensive alternative. The baselines’ configuration details used in our experiments are as follows:

**Reflexion:** We ran Reflexion with *max\_iters* set to 2, *strategy* set to “reflexion”, *pass\_at\_k* set to 1, and *model* set to “gpt4o”. Note that, we have adapted Reflexion’s code base to support the “gpt4o” model and tracking of time cost as these features were unavailable in Reflexion’s original version. During our experiments, we found inconsistencies between the HumanEval dataset on their GitHub and the original dataset. There were missing instances and modified or removed test cases compared to the original dataset. We reported this issue in their repository<sup>3</sup>. To ensure a valid assessment of their work, we used the original HumanEval dataset.

**LATS:** We ran the experiments with *max\_iters* set to eight, *number\_of\_tests* set to two, *strategy* set to “mctc”, *language* set to “py”, *pass@k* set to 1, and *model* set to “gpt4o”. LATS used the same code base as Reflexion, resulting in the same issues with the HumanEval dataset. Similar to Reflexion, there were missing instances and modified or removed test cases compared to the original dataset. We also implemented the “gpt4o” model and tracking of time cost features in its codebase. Note that, we have also identified and fixed an issue in LATS’s code related to counting the number of successful instances. In its codebase, *success*, which is used to calculate accuracy (*pass@k*), was incremented when the generated code passed the generated test cases. However, *success* should be defined as passing the original test cases, not the generated ones. We corrected this issue in their code (and reported it to the authors) before running the experiments. While they have now resolved this issue in their codebase yet, the results in their paper had not been updated at the time of writing this paper<sup>4</sup>. Like Reflexion, they also used LLM-generated test cases for internal evaluations.

**LDB:** We set *pass@k* to 1, *n\_proc* to 1, *max\_iters* to 10, *strategy* to “ldb”, and the model to “gpt4o”. Consistent with previous works, we implemented the “gpt4o” model and tracking of time cost features as they were unavailable in the original version. The authors used seed programs in their code to enhance their results. The seed programs served as the initial implementation of the code. We removed these seed files to ensure fairness, as other baselines do not use any seeds (an initial given output code) to boost their results. Upon reviewing their dataset, we found no mismatches with the original dataset. However, we identified inconsistencies between the actual test cases in the function descriptions and the test cases they used as their visible test cases in the codebase, in HumanEval dataset. It appears that some test cases were manually modified. This poses an issue for a fair comparison. In instances where we identified such cases, we adjusted them to ensure no manual intervention. As a result, we replaced the original extracted test cases with the visible test cases to ensure a fair comparison before conducting our experiments and we reported this issue in their GitHub repository to be fixed<sup>5</sup>.

For the MBPP experiments, LATS and Reflexion employed the same code generation approach to produce test cases, using these for internal evaluations. In contrast, LDB utilized the test cases within the MBPP dataset for the internal evaluation. We determined that using the original test cases for internal evaluation is unfair to other baselines and impractical, as these test cases are meant solely for final evaluation, not for use during the process (in practice, test cases are not typically available before the code is developed). Consequently, we modified their test cases to use the generated test cases produced by the method employed in LATS and Reflexion, so we can have a practical approach implemented across the baselines and a fair comparison.

#### 4.6 Experimental Setup

For all the experiments, we selected gpt-4o as the base LLM model, because it is OpenAI’s latest model, offering superior speed and cost-efficiency while maintaining equal intelligence compared to GPT-4. We conducted experiments on the HumanEval and MBPP datasets, utilizing the baseline methods in RQ1 and EPiC in RQ2.

Our default configuration setups with EPiC are presented in Table 1. The default configuration is chosen based on the experiments in Section 5.3. Fine-tuning EPiC’s hyper-parameters properly (e.g., using a grid search over all combinations of input space in the hyper-parameters) would be extremely expensive. However, RQ3’s sensitivity analysis already provides an acceptable (not optimal) configuration to set as our default. We used the default configuration for RQ2.1 and changed it in the subsequent RQs, which we will explain later. In the default configuration, we utilized OpenAI’s GPT-4o as the code generator LLM agent. We evaluated our approach on both

3. Link to Reflexion dataset issue

4. LATS bug link

5. LDB GitHub issue link



TABLE 2: Cost and effectiveness of LDB, LATS, Reflexion, and `EPiC` on HumanEval and MBPP datasets. The cells with green background color indicate the best scores and the red ones indicate the worst scores. `EPiC` results are the mean over 10 runs.

<i>Dataset</i>	<i>Tool</i>	<i>pass@1</i>	<i>cost</i>	<i>time(minutes)</i>	<i>mean cost per instance</i>	<i>reported pass@1</i>
HumanEval	Reflexion	%87	\$2	37	€1.2	%91
HumanEval	LDB	%92	\$3.2	43	€2	%98.2
HumanEval	LATS	%91	\$16.51	151	€10	%92.7
HumanEval	<code>EPiC</code>	%94	\$3.5	46	€2.1	–
MBPP	Reflexion	%71	\$4.91	68	€1.1	%77
MBPP	LDB	%73	\$13.81	103	€3.2	%76
MBPP	LATS	%76	\$80.2	1403	€18.7	%81
MBPP	<code>EPiC</code>	%79	\$16.4	210	€3.8	–

<i>Tool</i>	<i>Dataset</i>	<i>min</i>	<i>max</i>	<i>median</i>	<i>mean</i>	<i>std</i>
<code>EPiC</code>	HumanEval	%93	%95	%93.5	%93.9	0.94
<code>EPiC</code>	MBPP	%78	%80	%79	%78.9	0.7

TABLE 3: `EPiC`’s statistical results from 10 runs on HumanEval and MBPP

the HumanEval and MBPP datasets. Our mutation process employs the `sim_words_as_mutator` method. The `Mutation_probability` parameter specifies the likelihood of a word being substituted with a similar word. `Population_size` refers to the number of populations processed for each dataset instance, while `Top_n` indicates the top number of related words considered for the mutation process.

The experiments for RQ1, RQ2.1, and RQ3 were conducted on a device equipped with 16 GB of RAM and a 13th Gen Intel® Core™ i7-13700HX × 24 CPU. For RQ2.2, the experiments were performed on one node of the Alliance Canada server, utilizing two 32 GB Tesla V100 GPUs and 52 GB of RAM.

## 5 EXPERIMENT RESULTS

### 5.1 RQ1: How cost-effective are the SOTA LLM-based code generation tools?

We evaluated LATS, LDB, and Reflexion on the entire HumanEval and Sanitized MBPP datasets. To monitor the monetary costs, we used the OpenAI dashboard. This cost is calculated based on the number of tokens exchanged with the OpenAI API. As the financial cost is calculated based on the number of exchanged tokens, we chose the dollar cost reported in the OpenAI dashboard as the metric to measure the cost of an approach. The results of this experiment are presented in Table 2, for HumanEval and MBPP.

The first observation is that there is a notable discrepancy between our achieved *pass@1* results and those reported in the original papers of the baselines. One possible reason is that we used GPT-4o for our experiments, whereas the original studies used other OpenAI models. Another plausible reason could be inconsistencies between the original dataset and the ones they used, as we utilized the original dataset while they used a modified version.

Reflexion incurred the lowest cost in both datasets but also demonstrated the lowest performance, with an overall accuracy of %75 and a cost of €1.1 per instance. Conversely, LATS exhibited the highest time and dollar costs in both datasets, with a total cost of \$96.71 in total and a cost of

€16.3 per instance. LDB achieved the best performance on HumanEval with an accuracy of %92 but ranked second on MBPP overall. LATS achieved the best performance overall but had the highest cost, considerably higher than both Reflexion and LDB. On the other hand, LDB provided better performance than Reflexion without significantly increasing the cost.

A noteworthy observation is that the cost (measured by dollar amount) and effectiveness (measured by *pass@1*) of these code generation tools do not always increase proportionally. This suggests that achieving higher performance does not necessarily require a proportional increase in cost. For instance, comparing Reflexion and LDB on MBPP shows that obtaining a %71 *pass@1* costs \$4.9, while increasing the performance to %73 requires \$13.8. This indicates that a %2 improvement in performance requires around %180 increase in cost. On the other hand, comparing LDB and LATS on MBPP indicates that a further %3 increase in performance requires more than %500 increase in cost. This observation aligns with the understanding that some programming problems are inherently more challenging and require more time for both humans and LLMs to solve correctly. However, it is crucial to develop an approach that achieves higher performance without a substantial increase in cost, ensuring cost-effectiveness. This emphasizes that future studies in this field must always report their cost as part of the evaluation as well.

**Answer to RQ1:** The SOTA code generation tools vary in cost-effectiveness, and the relationship between cost and effectiveness is not always linear. For instance, in MBPP dataset, LATS demonstrates the best performance (%76 *pass@1*) but incurs almost 6 times more cost compared to the second best baseline, LDB, with only %3 less *pass@1*. On the other hand, Reflexion shows slightly lower performance (%71 *pass@1*), but with a very low cost (\$4.9). Therefore, we recommend a cost analysis always be a part of the evaluation when studying LLMs for code generation.

### 5.2 RQ2: How effective is `EPiC` in code generation?

In addressing RQ2.1, we accounted for the inherent randomness in our algorithm by testing `EPiC` with different seeds. The seed was utilized in Python’s `random` function,

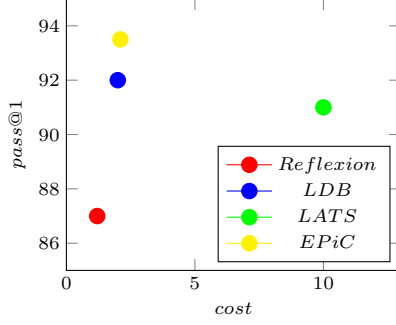


Fig. 5: Comparison on HumanEval

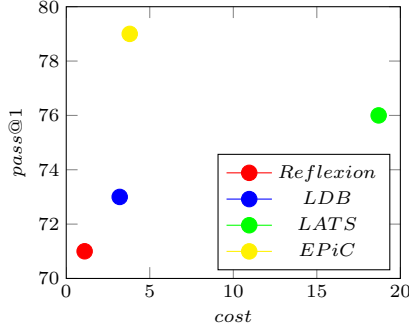


Fig. 6: Comparison on MBPP

allowing us to control the algorithm’s randomness by setting the seed to a predefined value. Specifically, randomness was employed in lines 22 and 26 of Algorithm 1 and lines 15 and 18 of Algorithm 2. We run EPiC with 10 unique random seeds, and we report the median, minimum, and maximum pass@1 metrics across all runs. In this RQ, we empirically compare the results with those from RQ1 to assess the cost-effectiveness of EPiC compared to the SOTA.

### 5.2.1 RQ2.1: How cost-effective is EPiC compared to the SOTA?

We evaluated EPiC on HumanEval and MBPP, each 10 times using 10 unique random seeds. The statistical results for this experiment are presented in Table 3. The results on HumanEval indicate that the median pass@1 is %93.5. Specifically, in 5 out of 10 runs, we achieved %93, in 1 run we achieved %94, and in 4 out of 10 runs, we achieved %95. These results demonstrate that EPiC consistently outperforms the baselines in all runs. The variance of the results is 0.89, indicating the robustness of EPiC. This demonstrates that the algorithm’s performance remains stable despite inherent randomness. The comparison between EPiC (on median pass@1) and the SOTA on HumanEval is presented in Figure 5.

In terms of cost, EPiC demonstrated a much lower cost than LATs, and almost the same cost as LDB, although they ranked after Reflexion. Nonetheless, EPiC displayed considerably better performance with a slightly higher cost compared to Reflexion. This cost is significantly lower than that of LATs and is comparable to LDB. As shown in Figure 5, EPiC achieves the best performance with a marginally higher cost than the lowest-cost baseline, making it the

TABLE 4: Performance of EPiC on HumanEval with an open-source LLM, i.e., magiccoder

LLM	Approach	pass@1
magiccoder	zero-shot	%63
magiccoder	EPiC	%72

most cost-effective approach among the SOTA. We also conducted a one-sample Wilcoxon test over the 10 runs of EPiC. Our analysis of results on the HumanEval dataset revealed that the pass@1 differences reported for EPiC compared to Reflexion, LATs, and LDB are statistically significant, with a p-value of 0.0025.

Similarly, on the MBPP dataset, EPiC’s median pass@1 is %79, which makes it outperform all other baselines. Among 10 runs, we achieved %78 in 3 runs out of 10, %79 in 5 runs of 10, and %80 in 2 runs. The results on this dataset are presented in Figure 6. In terms of cost, EPiC ranked third, following Reflexion and LDB. The cost was much lower than LATs and close to LDB. EPiC achieved an %8 better pass@1 compared to Reflexion with a slightly higher cost. Similar to the previous experiment, EPiC achieved the best performance with a minimal extra cost over the lowest-cost baseline. The variance of the EPiC results on the MBPP dataset is 0.55, indicating a low level of variability (variance < 1). This finding is consistent with results from the HumanEval dataset, further underscoring the robustness of the EPiC. Our statistical analysis of the MBPP dataset demonstrates that the differences between EPiC’s pass@1 results over the 10 runs and the pass@1 results of the baselines are again statistically significant, with a p-value of 0.0025 for all three baselines.

In conclusion, the robustness of the EPiC is highlighted by its consistent performance on the HumanEval and MBPP datasets. On HumanEval, EPiC achieved a %93.5 pass@1 rate with a low variance of 0.89, indicating stable outcomes across different runs. Similarly, on MBPP, the model’s pass@1 was %79 with a variance of 0.55, showcasing its reliability.

### 5.2.2 RQ2.2: How effective is EPiC on smaller open-source LLMs compared to larger closed-source models?

In this RQ, we replaced EPiC’s LLM component, i.e., GPT4o, with a smaller open-source model, i.e., MagicCoder [11]. All other settings remain the same as in RQ2.1. We chose MagicCoder because it has the highest performance, in the literature, among open-source LLMs at the time of designing these experiments. Note that given the low variance of the results in RQ2.1, over the 10 runs, we only ran this experiment once. Due to extensive cost, we also limit this experiment to the HumanEval dataset.

We evaluated the performance of magiccoder under zero-shot settings (baseline) and compared it with EPiC’s magiccoder version, where EPiC utilizes magiccoder as its base LLM. Table 4 presents the results for this research question. The zero-shot approach with magiccoder achieved a pass@1 rate of %63, whereas EPiC using magiccoder achieved a pass@1 rate of %72. This indicates a %9 improvement over the base model. magiccoder has 7 billion parameters, making it significantly less complex than OpenAI’s model. However, this experiment demonstrates that

TABLE 5: The impact of different design choices of EPIC on HumanEval. The highlighted cells indicate the changes per approach relative to the base settings.

row	choice	mutation_tool	mutation_prob	sim_word_selection	population_size	pass@1	cost
1	base	<i>sim_word_as_mutator</i>	0.25	<i>fixed_number</i> (10)	5	%93	\$2.9
2	RQ3.1	<i>llm_as_mutator</i>	0.25	<i>fixed_number</i> (10)	5	%94	\$6.8
3	RQ3.2	<i>sim_word_as_mutator</i>	0.25	<i>threshold</i> (0.7)	5	%93	<i>same_as_base</i>
4	RQ3.2	<i>sim_word_as_mutator</i>	0.1	<i>fixed_number</i> (10)	5	%93	<i>same_as_base</i>
5	RQ3.2	<i>sim_word_as_mutator</i>	0.4	<i>fixed_number</i> (10)	5	%94	<i>same_as_base</i>
6	RQ3.2	<i>sim_word_as_mutator</i>	0.8	<i>fixed_number</i> (10)	5	%94	<i>same_as_base</i>
7	RQ3.2	<i>sim_word_as_mutator</i>	1	<i>best_choice</i>	5	%92	<i>same_as_base</i>
8	RQ3.3	<i>sim_word_as_mutator</i>	0.25	<i>fixed_number</i> (10)	10	%94	\$8.1

the language understanding of smaller models is sufficiently sophisticated that a prompt mutation strategy can enhance its performance. According to the results, EPIC proves to be an effective approach even when applied to smaller LLMs.

**Answer to RQ2:** EPIC outperforms the SOTA base-lines by %1 to %3 on HumanEval and %2 to %7 on MBPP with costs that are either lower or comparable to prior studies, indicating that EPIC is more cost-effective than SOTA LLM-based code generation approaches. EPIC is also useful to improve the results of a smaller open source model (*magiccoder*) by %9 on HumanEval.

### 5.3 RQ3: What are the impacts of different EA design choices on the cost-effectiveness of EPIC?

In this RQ, we measure the impact of different design choices (hyper-parameters) of EPIC on HumanEval. It is important to emphasize that the goal of this question is to analyze the sensitivity of the results over each hyper-parameter’s value. Thus we can independently analyze each hyper-parameter. In other words, we do NOT aim to optimize the hyper-parameters here, since that fine-tuning would require much more extensive study (e.g., a grid search over all combinations).

In addition, note that given the low variance of the results in RQ2.1, over the 10 runs, we only run the RQ3 experiment once, and due to its extensive cost (multiple runs per hyper-parameter), we also limit this RQ to the HumanEval dataset.

The first row in Table 5 represents the base configuration selected for this RQ. We set *mutation\_tool* to *sim\_word\_as\_mutator* and *population\_size* to 5 to make this configuration less costly. A value of 0.25 for *mutation\_prob* was chosen because a low value for mutation probability (as low as 0.1) is commonly used in the literature [44]. However in our algorithm, since we don’t have a crossover or other evolutionary operators, we start at a bit higher rate to give the base configuration more chance to explore the search space. We will however try higher and lower *mutation\_prob* in RQ3.2. *fixed\_number*(10) was selected for the similarity word selection method as a robust option. We again explore this in more detail in RQ3.3.

#### 5.3.1 RQ3.1: How does the complexity of the mutation generator impact the cost-effectiveness of EPIC?

We compared two mutation generator methods: (*LLM\_as\_mutator* and *sim\_words\_as\_mutator*).

*LLM\_as\_mutator* utilizes an LLM in the mutation process, whereas *sim\_words\_as\_mutator* employs locally calculated similarity matrices for mutation. The first method is more advanced but more costly too, while the second approach, significantly simpler, incurs minimal cost.

The results for this RQ are presented in rows 1 and 2 of Table 5. We observed a %94 success rate (*pass@1*) when using *LLM\_as\_mutator* vs %93 when using *sim\_word\_as\_mutator*. However, our results indicate that the local mutation tool performs at a significantly lower cost. The monetary cost of using *sim\_word\_as\_mutator* is zero, whereas *LLM\_as\_mutator* incurs an additional cost of \$3.9 on HumanEval, in total. This finding suggests that a simple mutation tool is more cost-effective than an LLM-based tool, although this may not hold for all datasets. Generally, *LLM\_as\_mutator* involves higher costs and is expected to produce better prompts. The selection of the prompt used in the mutation process also influences the results. The prompt may be an instruction to simply alter the words in the text or it can do more complex modifications, such as elaborating on or summarizing the original text. As explained in Section 3.2.2, we used a prompt to elaborate on the original text for the mutation process. We leave the study on the choice of prompt for mutation to future research, as it falls outside the scope of this paper.

#### 5.3.2 RQ3.2: How do the mutation probability and similar word selection method impact the performance of EPIC?

The mutation probability defines the likelihood of a word being substituted with a similar word. We set the *mutation\_probability* to 0.1, 0.25, 0.4, and 0.8 to investigate the impact of this factor on the results. The similar word selection method can be based on either a threshold or a fixed number or the *best\_choice*. In the threshold-based method, we select words whose similarity scores with the target word exceed the defined threshold. This ensures a minimum level of similarity for any chosen replacement. In the fixed number method, we choose the top 10 most similar words to the target word, based on the similarity score. This ensures all words have the same number of potential replacement candidates. In the *best\_choice*, we always select the word with the highest similarity, which avoids randomness when selecting the mutant word.

The results for this research question are presented in Table 5 (rows 3, 4, 5, 6, and 7). We employed various mutation probabilities of 0.25, 0.1, 0.4, 0.8, and 1, alongside three distinct *sim\_word\_selection* methods. In experiment 3, we changed the similar word selection method from top 10 to a threshold-based method with the threshold set to

0.7. In experiments 4 to 6, we use the same selection method as the base (top 10), but change the mutation probabilities. In all these experiments there is randomness when we randomly select one word out of the selected set (either from the top 10 or from those that are above the 0.7 similarity threshold). However, in the 7th experiment (7th row), we set the *sim\_word\_selection* method to *best\_choice* and the *mutation\_prob* to 1, indicating that the most similar word is the only selected word, which eliminates randomness in the word selection process.

When the algorithm included randomness, the *pass@1* consistently remained at %93 or %94. In the 7th experiment (*best\_choice* method) the *pass@1* was %92, indicating a decrease in performance.

These experiments suggest that incorporating randomness into *EPiC* may enhance its ability to identify correct solutions. This is likely because the algorithm can explore the search space more effectively, thereby avoiding local optima in certain instances.

Although our threshold-based *sim\_word\_selection* in experiment 3 did not degrade the results, the *fixed\_number* word selection method is in theory a more robust solution. Since with the threshold-based method, there is a risk that no word may pass the threshold, or conversely, too many words may pass the threshold. In contrast, the fixed number method consistently ensures that the selection occurs among a predetermined number of similar words, providing greater reliability on the search space size.

### 5.3.3 RQ3.3: How does population size impact the cost-effectiveness of *EPiC*?

The population size defines the number of prompts in each generation. This plays an important role in the cost of *EPiC*. We tested different population sizes, specifically 5 and 10, to evaluate the contribution of population size to the cost-effectiveness of *EPiC*.

The population size is a critical parameter in the *EPiC* algorithm, significantly influencing both its cost and performance. In our final experiment, as detailed in Table 5, we set the population size to 10. This adjustment resulted in a notable increase in the experiment’s cost, rising to 8.1, while the *pass@1* metric showed a modest improvement of %1. This observation underscores a fundamental aspect of population-based optimization algorithms: larger population sizes generally enhance the likelihood of identifying the correct solution before the algorithm reaches its stopping criteria. However, this benefit comes with a trade-off. Increasing the population size also increases the associated computational cost.

In our specific experiment, a population size of 5 was found to be more cost-effective compared to 10. It is essential to note, though, that this conclusion is dataset-dependent. The optimal population size for cost-effectiveness and performance may vary across different datasets, necessitating further empirical studies to generalize this finding.

Thus, when configuring the *EPiC* algorithm, one must carefully consider the trade-off between the desired accuracy and the computational cost, tailoring the population size to the specific characteristics of the dataset and of the task at hand.

In our case, we chose the most cost-effective configuration from Table 5 as the default configuration for experiments in RQ2. But as explained in Section 6 this might not be the most optimal configuration.

**Answer to RQ3:** *EPiC*’s performance is slightly impacted by the choice of its hyper-parameters. Incorporating randomness in mutation probabilities and word selection methods enhances *EPiC*’s performance by %1 to %2 on HumanEval. Using a larger population size and more complicated mutation tool also improves accuracy modestly by %1 on this dataset but also increases computational costs, highlighting the need to balance these factors based on specific datasets. Certain configuration choices involve a trade-off between cost and performance. These choices should be tailored to the particular task and dataset to ensure cost-effectiveness.

## 5.4 Limitations

This section discusses two potential limitations of this paper.

Test cases play an important role in code generation. The absence of accurate test cases can mislead the process, resulting in incorrect code implementations. In our study, we utilized LLM-generated test cases for intermediate evaluations, while reserving the original test cases from the dataset for the final evaluation. Our findings indicate that using the HumanEval dataset’s test cases for internal evaluations increases the *pass@1* metric by more than %3-4. This shows the impact of accurate test cases on the code generation process and partially explains why our results in RQ3 did not show substantial improvement despite changes in algorithm configurations.

Understanding natural language by LLMs differs significantly from that of humans. It is well-established that modifying the original prompt can alter the output generated by an LLM. The mutation approach employed in *EPiC* sometimes produces prompts that are not easily understandable by humans and programmers to use for code generation. However, these mutated prompts can still lead to the generation of code with the correct behavior. This experience demonstrates that while mutations may render prompts less human-friendly, they do not become incomprehensible to LLMs. Instead, such mutations alter the vector representation of the prompts, enabling LLMs to generate alternative implementations of the code that may be correct. However, this limitation may negatively impact the developers’ understanding of the prompt, potentially leading to confusion or misinterpretation when using *EPiC*.

## 6 THREATS TO VALIDITY

**External:** One limitation of this research is that the datasets used (HumanEval and MBPP) may not fully represent the diversity of real-world coding tasks, which limits the generalizability of our findings. In addition, due to its prohibitive cost, RQ2.2 and RQ3 were only conducted on one dataset (HumanEval). Although these datasets are commonly used

benchmarks for code generation with LLMs, there is a possibility that their data may have been leaked to both open-source and closed-source LLMs. This highlights the need for a new benchmark specifically for code generation tasks. Another potential threat is that our findings, based on specific LLMs such as GPT-4 and MagicCoder, may not generalize to other LLMs or future models with different architectures or training data. We chose an open-source small-size LLM and a closed-source large LLM to test our approach, aiming to ensure applicability to LLMs of different sizes. However, we cannot guarantee that GPT-4 and MagicCoder are the optimal candidates for this evaluation.

**Conclusion:** A potential threat here and in many other related studies using LLMs, is the non-deterministic nature of LLMs. Even setting the temperature to zero does not eliminate non-determinism, which could potentially invalidate the results and pose reproducibility issues. To alleviate this threat, in our study, we made sure we did not introduce further robustness issues by injecting more randomness through our algorithms. Thus we tested `EPiC` across multiple runs and empirically found our approach's results to be robust, in that perspective. However, given the extensive cost of rerunning the experiments in RQ2.2 and RQ3 (where they already have many configurations to test), we skipped multiple runs with different seeds. Nonetheless, this might not be a serious threat to validity, given the low variance of the results in RQ2.1.

**Construct:** One construct threat we face is that our evaluation metrics rely on LLM-generated test cases for intermediate evaluations which could lead to misleading results if these test cases are not representative of the intended tasks or suffer from hallucination issues. To alleviate the threat, we have shown that the results from the LLM-generated tests are not that far off from the results using the original (developer-written) tests.

**Internal:** In this research, to compare with the baselines, we used their publicly available code and default setup and assumed that these tools were configured for optimal performance. For our own implementation, we also used existing open-source packages for mutation to reduce any internal validity issues. However, we did not fine-tune our hyper-parameters. The default configurations are based on RQ3's sensitivity analysis which is not a comprehensive hyper-parameter optimization. However, a fine-tuned `EPiC` could only be more outperforming the baselines. Thus there is no threats to the validity of general findings of the paper in this regard.

## 7 CONCLUSION AND FUTURE WORK

In this study, we presented `EPiC`, a cost-effective search-based prompt engineering approach for improving code generation using LLMs. Our method leverages an evolutionary algorithm to refine prompts, resulting in enhanced code generation performance systematically. The experimental results demonstrate that `EPiC` not only outperforms SOTA methods in terms of accuracy but also maintains a competitive cost, making it a cost-effective solution for software engineering applications. `EPiC` achieved a 93.5% pass@1 rate on the HumanEval dataset and a 79% pass@1 rate on the MBPP dataset, outperforming other methods

with a lower or comparable cost. Our experiments also showed that incorporating randomness in the mutation process and adjusting the population size can impact the performance and cost-effectiveness of the algorithm. Moreover, our evaluation using an open-source LLM, MagicCoder, revealed that `EPiC` could enhance the performance of smaller models, indicating its potential applicability across various LLMs.

In this paper, we employed `EPiC` for code generation. `EPiC` is task-agnostic and can be applied to other software engineering applications requiring prompt engineering, provided that an appropriate evaluation function is defined. We leave this part for future research. Additionally, we plan to explore more datasets, LLMs, mutation strategies, and software engineering tasks.

## REFERENCES

- [1] Espejel, J. L., Alassan, M. S. Y., Chouham, E. M., & Ettifouri, E. H. (2023). A comprehensive review of State-of-The-Art methods for Java code generation from Natural Language Text. *Natural Language Processing Journal*, 100013.
- [2] Feng, Z., Guo, D., Tang, D., Duan, N., Feng, X., Gong, M., ... & Zhou, M. (2020). Codebert: A pre-trained model for programming and natural languages. *arXiv preprint arXiv:2002.08155*.
- [3] Devlin, J., Chang, M. W., Lee, K., & Toutanova, K. (2018). Bert: Pre-training of deep bidirectional transformers for language understanding. *arXiv preprint arXiv:1810.04805*.
- [4] Husain, H., Wu, H. H., Gazit, T., Allamanis, M., & Brockschmidt, M. (2019). Codesearchnet challenge: Evaluating the state of semantic code search. *arXiv preprint arXiv:1909.09436*.
- [5] Radford, A., Wu, J., Child, R., Luan, D., Amodei, D., & Sutskever, I. (2019). Language models are unsupervised multitask learners. *OpenAI blog*, 1(8), 9.
- [6] Lu, S., Guo, D., Ren, S., Huang, J., Svyatkovskiy, A., Blanco, A., ... & Liu, S. (2021). Codexglue: A machine learning benchmark dataset for code understanding and generation. *arXiv preprint arXiv:2102.04664*.
- [7] Perez, L., Ottens, L., & Viswanathan, S. (2021). Automatic code generation using pre-trained language models. *arXiv preprint arXiv:2102.10535*.
- [8] Chen, M., Tworek, J., Jun, H., Yuan, Q., Pinto, H. P. D. O., Kaplan, J., ... & Zaremba, W. (2021). Evaluating large language models trained on code. *arXiv preprint arXiv:2107.03374*.
- [9] Roziere, B., Gehring, J., Gloeckle, F., Sootla, S., Gat, I., Tan, X. E., ... & Synnaeve, G. (2023). Code llama: Open foundation models for code. *arXiv preprint arXiv:2308.12950*.
- [10] Touvron, H., Martin, L., Stone, K., Albert, P., Almahairi, A., Babaei, Y., ... & Scialom, T. (2023). Llama 2: Open foundation and finetuned chat models. *arXiv preprint arXiv:2307.09288*.
- [11] Wei, Y., Wang, Z., Liu, J., Ding, Y., & Zhang, L. (2023). Magicoder: Source Code Is All You Need. *arXiv preprint arXiv:2312.02120*.
- [12] Wei, J., Wang, X., Schuurmans, D., Bosma, M., Xia, F., Chi, E., ... & Zhou, D. (2022). Chain-of-thought prompting elicits reasoning in large language models. *Advances in Neural Information Processing Systems*, 35, 24824-24837.
- [13] Liu, J., Liu, A., Lu, X., Welleck, S., West, P., Bras, R. L., ... & Hajishirzi, H. (2021). Generated knowledge prompting for commonsense reasoning. *arXiv preprint arXiv:2110.08387*.
- [14] Zhou, Y., Muresanu, A. I., Han, Z., Paster, K., Pitis, S., Chan, H., & Ba, J. (2022). Large language models are human-level prompt engineers. *arXiv preprint arXiv:2211.01910*.
- [15] Pryzant, R., Iter, D., Li, J., Lee, Y. T., Zhu, C., & Zeng, M. (2023). Automatic prompt optimization with "gradient descent" and beam search. *arXiv preprint arXiv:2305.03495*.
- [16] Guo, Q., Wang, R., Guo, J., Li, B., Song, K., Tan, X., ... & Yang, Y. (2023). Connecting large language models with evolutionary algorithms yields powerful prompt optimizers. *arXiv preprint arXiv:2309.08532*.
- [17] Zelikman, E., Huang, Q., Poesia, G., Goodman, N., & Haber, N. (2023). Parsel: Algorithmic Reasoning with Language Models by Composing Decompositions. *Advances in Neural Information Processing Systems*, 36, 31466-31523.



- [18] Huang, D., Nan, Z., Hu, X., Jin, P., Peng, S., Wen, Y., ... & Chen, Y. (2024). ANPL: Towards Natural Programming with Interactive Decomposition. *Advances in Neural Information Processing Systems*, 36.
- [19] Liu, Z., Zhang, Y., Li, P., Liu, Y., & Yang, D. (2023). Dynamic llm-agent network: An llm-agent collaboration framework with agent team optimization. *arXiv preprint arXiv:2310.02170*.
- [20] Shinn, N., Cassano, F., Labash, B., Gopinath, A., Narasimhan, K., & Yao, S. (2023). Reflexion: Language Agents with Verbal Reinforcement Learning.(2023). *arXiv preprint cs.AI/2303.11366*.
- [21] Zhou, A., Yan, K., Shlapentokh-Rothman, M., Wang, H., & Wang, Y. X. (2023). Language agent tree search unifies reasoning acting and planning in language models. *arXiv preprint arXiv:2310.04406*.
- [22] Huang, D., Bu, Q., Zhang, J. M., Luck, M., & Cui, H. (2023). AgentCoder: Multi-Agent-based Code Generation with Iterative Testing and Optimisation. *arXiv preprint arXiv:2312.13010*.
- [23] Zhong, L., Wang, Z., & Shang, J. (2024). LDB: A Large Language Model Debugger via Verifying Runtime Execution Step-by-step. *arXiv preprint arXiv:2402.16906*.
- [24] Austin, J., Odena, A., Nye, M., Bosma, M., Michalewski, H., Dohan, D., Jiang, E., Cai, C., Terry, M., Le, Q. and Sutton, C., 2021. Program synthesis with large language models. *arXiv preprint arXiv:2108.07732*.
- [25] C. Fernando, D. Banarse, H. Michalewski, S. Osindero, and T. Rocktaschel, "Promptbreeder: Self-referential self-improvement via prompt evolution," *arXiv preprint arXiv:2309.16797*, 2023.
- [26] Y. B. Li and K. Wu, "Spell: Semantic prompt evolution based on a llm," *arXiv preprint arXiv:2310.01260*, 2023.
- [27] H. Yang and K. Li, "Instoptima: Evolutionary multi-objective instruction optimization via large language model-based instruction operators," *arXiv preprint arXiv:2310.17630*, 2023.
- [28] Shin, J., Tang, C., Mohati, T., Nayebi, M., Wang, S. and Hemmati, H., 2023. Prompt engineering or fine tuning: An empirical assessment of large language models in automated software engineering tasks. *arXiv preprint arXiv:2310.10508*.
- [29] Hong, S., Zheng, X., Chen, J., Cheng, Y., Wang, J., Zhang, C., Wang, Z., Yau, S.K.S., Lin, Z., Zhou, L. and Ran, C., 2023. Metagpt: Meta programming for multi-agent collaborative framework. *arXiv preprint arXiv:2308.00352*.
- [30] Fan, A., Gokkaya, B., Harman, M., Lyubarskiy, M., Sengupta, S., Yoo, S. and Zhang, J.M., 2023, May. Large language models for software engineering: Survey and open problems. In *2023 IEEE/ACM International Conference on Software Engineering: Future of Software Engineering (ICSE-FoSE)* (pp. 31-53). IEEE.
- [31] K. Jin, C. -Y. Wang, H. V. Pham and H. Hemmati, "Can ChatGPT Support Developers? An Empirical Evaluation of Large Language Models for Code Generation," *2024 IEEE/ACM 21st International Conference on Mining Software Repositories (MSR)*, Lisbon, Portugal, 2024, pp. 167-171.
- [32] Wang, Junjie, et al. "Software testing with large language models: Survey, landscape, and vision." *IEEE Transactions on Software Engineering* (2024).
- [33] Brown, T., Mann, B., Ryder, N., Subbiah, M., Kaplan, J.D., Dhariwal, P., Neelakantan, A., Shyam, P., Sastry, G., Askell, A. and Agarwal, S., 2020. Language models are few-shot learners. *Advances in neural information processing systems*, 33, pp.1877-1901.
- [34] Liu, Jiachang, Dinghan Shen, Yizhe Zhang, Bill Dolan, Lawrence Carin, and Weizhu Chen. "What Makes Good In-Context Examples for GPT-3?." *arXiv preprint arXiv:2101.06804* (2021).
- [35] Lewis, P., Perez, E., Piktus, A., Petroni, F., Karpukhin, V., Goyal, N., Kuttler, H., Lewis, M., Yih, W.T., Rocktaschel, T. and Riedel, S., 2020. Retrieval-augmented generation for knowledge-intensive nlp tasks. *Advances in Neural Information Processing Systems*, 33, pp.9459-9474.
- [36] Yun He, Steven Zheng, Yi Tay, Jai Gupta, Yu Du, Vamsi Aribandi, Zhe Zhao, YaGuang Li, Zhao Chen, Donald Metzler, et al. 2022. Hyperprompt: Prompt-based task-conditioning of transformers. In *International Conference on Machine Learning*. PMLR, 8678-8690.
- [37] Salvatore Carta, Alessandro Giuliani, Leonardo Piano, Alessandro Sebastian Podda, Livio Pompianu, and Sandro Gabriele Tiddia. 2023. Iterative Zero-Shot LLM Prompting for Knowledge Graph Construction. *arXiv preprint arXiv:2307.01128* (2023).
- [38] Sahoo, Pranab, Ayush Kumar Singh, Sriparna Saha, Vinija Jain, Samrat Mondal, and Aman Chadha. "A systematic survey of prompt engineering in large language models: Techniques and applications." *arXiv preprint arXiv:2402.07927* (2024).
- [39] Zhang, Zhuosheng, Aston Zhang, Mu Li, and Alex Smola. "Automatic chain of thought prompting in large language models." *arXiv preprint arXiv:2210.03493* (2022).
- [40] Wang, Xuezhi, Jason Wei, Dale Schuurmans, Quoc Le, Ed Chi, Sharan Narang, Aakanksha Chowdhery, and Denny Zhou. "Self-consistency improves chain of thought reasoning in language models." *arXiv preprint arXiv:2203.11171* (2022).
- [41] Yao, Shunyu, Jeffrey Zhao, Dian Yu, Nan Du, Izhak Shafran, Karthik Narasimhan, and Yuan Cao. "React: Synergizing reasoning and acting in language models." *arXiv preprint arXiv:2210.03629* (2022).
- [42] Li, Xingxuan, Ruochen Zhao, Yew Ken Chia, Bosheng Ding, Shafiq Joty, Soujanya Poria, and Lidong Bing. "Chain-of-knowledge: Grounding large language models via dynamic knowledge adapting over heterogeneous sources." *arXiv preprint arXiv:2305.13269* (2023).
- [43] Mu, Fangwen, et al. "ClarifyGPT: Empowering LLM-based Code Generation with Intention Clarification." *arXiv preprint arXiv:2310.10996* (2023).
- [44] Zamani, Shayan, and Hadi Hemmati. "A pragmatic approach for hyper-parameter tuning in search-based test case generation." *Empirical Software Engineering* 26 (2021): 1-35.