

BEYOND DIALOGUE: A Profile-Dialogue Alignment Framework Towards General Role-Playing Language Model

Yeyong Yu^{1*}, Runsheng Yu³, Haojie Wei², Zhanqiu Zhang², Quan Qian¹

¹ ShangHai University

² LightSpeed Studios, Tencent

³ The Hong Kong University of Science and Technology

yuyeyong@shu.edu.cn, runshengyu@gmail.com, weihaojie.v@gmail.com, zqzhang27@gmail.com, qqian@shu.edu.cn

Abstract

The rapid advancement of large language models (LLMs) has revolutionized role-playing, enabling the development of general role-playing models. However, current role-playing training has two significant issues: (I) Using a predefined role profile to prompt dialogue training for specific scenarios usually leads to inconsistencies and even conflicts between the dialogue and the profile, resulting in training biases. (II) The model learns to imitate the role based solely on the profile, neglecting profile-dialogue alignment at the sentence level. In this work, we propose a simple yet effective framework called **BEYOND DIALOGUE**, designed to overcome these hurdles. This framework innovatively introduces “beyond dialogue” tasks to align dialogue with profile traits based on each specific scenario, thereby eliminating biases during training. Furthermore, by adopting an innovative prompting mechanism that generates reasoning outcomes for training, the framework allows the model to achieve fine-grained alignment between profile and dialogue at the sentence level. The aforementioned methods are fully automated and low-cost. Additionally, the integration of automated dialogue and objective evaluation methods forms a comprehensive framework, paving the way for general role-playing. Experimental results demonstrate that our model excels in adhering to and reflecting various dimensions of role profiles, outperforming most proprietary general and specialized role-playing baselines. All code and datasets are available at <https://github.com/yuyouyu32/BeyondDialogue>.

Introduction

The rapid advancement of large language models (LLMs) has demonstrated their significant potential in user interactions (Achiam et al. 2023; Bai, Bai, and et al. 2023; Dubey et al. 2024). A particularly promising area is the development of role-playing LLM agents, which are capable of simulating both real and fictional roles to deliver immersive and interactive experiences (Chen et al. 2024b,a). Applications like Character AI (Shazeer and Freitas 2024), Replika (Replika 2024), and Baichuan-NPC (Baichuan 2024) exemplify the growing impact of these agents. However, the proprietary nature of these platforms restricts users’ ability to customize specific role models. Thus, the development of an open-source, general role-playing model is imperative. Such

*Work done during the internship at Tencent Lightspeed studios.

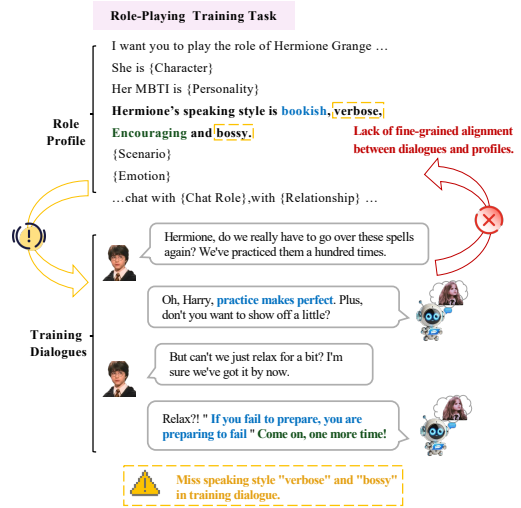


Figure 1: An example of the bias issue between predefined role profile and dialogues in role-playing training.

a model provides a reliable foundation for expressing predefined role profiles and customizing role models across scenarios (Tencent 2024; Baichuan 2024).

At the current stage of role-playing dialogue training tasks, role profiles are typically manually compiled (Shao et al. 2023) or generated through LLM summaries (Zhou et al. 2023), including information such as personality and speaking style as depicted throughout a whole novel or script (Zhou et al. 2023; Li et al. 2023). However, a bias exists between the training dialogues extracted from individual scenarios and the predefined role profiles. As an illustration in Figure 1, Hermione’s speaking style is predefined into four categories, which are manually extracted from the entire content of the novel. However, the training dialogues extracted from the scenario in Figure 1 predominantly reflect Hermione’s bookish (blue) and encouraging (green) styles. This bias arises because the predefined profile is generally not fully represented in a single scenario, leading to inconsistencies where the prompted role does not align with, or even contradicts, the training dialogues. Such biases are common: in the HPD dataset (Chen et al. 2023), we sampled 800 scenarios and found that 69.68% of the dialogues showed a bias from the predefined character profiles, while 50.69%

exhibited a bias in style representation. These inconsistencies between predefined role profiles and the training dialogue corpus, as notably evident in our § experiments, can mislead the model, hindering its ability to accurately reflect the role profile during dialogues. Meanwhile, the model has only learned a vague mapping from profile to dialogue, without fine-grained alignment of specific traits to their corresponding dialogues. As shown in Figure 1, the model fails to map the traits “bookish” and “encouraging” to the specific dialogue sentences highlighted in blue and green. Consequently, the model is unable to learn how “personality traits are revealed in dialogues”.

These observations highlight two critical issues in the current role-playing training process:

- **Bias Between Profile and Dialogues:** A dialogue corpus that deviates from preset profiles may introduce bias during training, impairing the model’s ability to follow the profiles.
- **Inadequate Fine-Grained Alignment:** A single dialogue training task fails to fine-grained align role dialogues with their profiles, as it lacks the nuanced understanding of how specific traits manifest, limiting the model’s ability to comprehend and represent the roles’ complex traits.

We propose a new training role-playing framework—**BEYOND DIALOGUE** to overcome the aforementioned issues and advance toward general role-playing. We incorporate powerful LLM through a prompting mechanism approach to align role profiles with scenario role-playing dialogues. This not only ensures the reliability of the LLM’s reasoning but also explicitly creates a fine-grained alignment dataset at the sentence level. Taking inspiration from actors learning to play different roles—understanding the performance of various role traits in scenarios to enhance their portrayal (Zarrilli 2005)—we also employ fine-grained alignment tasks to train the role-playing model. These beyond-dialogue alignment tasks help the model understand how to represent specific role traits at the sentence level, thereby enhancing its overall effectiveness in role portrayal.

During the evaluation process, we assess the model’s role-playing capability by examining how well the dialogue aligns with the defined role profiles, which is consistent with the beyond-dialogue alignment tasks. Traditional evaluation methods have largely depended on subjective assessments, such as human evaluations or LLMs providing consistent scores between dialogue and profiles. These approaches are often irreproducible and lead to significant evaluation variance. Consequently, we have converted all evaluation tasks into objective tasks, with the evaluation objective clearly defined as the model’s ability to follow the role profiles. To ensure both efficiency and reproducibility in the evaluation, we employ an approach that combines automatic dialogues with the “LLMs as Judge” (Kim et al. 2023) method to assess different role-playing models.

We applied **BEYOND DIALOGUE** to bilingual chat LLM baselines—Qwen2 (Bai, Bai, and et al. 2023) and Mistral (Jiang et al. 2023)—to empirically evaluate its effective-

ness. Extensive experiments demonstrate that **BEYOND DIALOGUE** significantly enhances the ability of LLMs to follow and portray role profiles. Under our framework, the trained models surpassed existing proprietary advanced general baselines, such as GPT-4o (OpenAI 2024), and specialized proprietary role-playing baselines, like Baichuan-NPC-Turbo (Baichuan 2024), in key dimensions of general role-playing performance. Moreover, the beyond dialogue alignment tasks consistently improved the models’ role-playing evaluation accuracy by over 30%, approaching the evaluation capabilities of GPT-4o. This alignment supports the development of a self-generating, self-evaluating, and self-aligning pipeline for role-playing models, fostering continuous improvement in their performance.

Our main contributions are as follows:

1. We identified a bias in role-playing training where the predefined role’s profile does not align with the dialogues at the specific scenario scope. Furthermore, we demonstrated that this bias significantly hinders the model’s ability to effectively follow the predefined profile.
2. We propose **BEYOND DIALOGUE**, a novel general role-playing training framework that employs LLMs with a prompting mechanism to align role profiles with scenario-specific dialogues. This approach derives fine-grained alignment tasks at the sentence level, which are incorporated into the role-playing training, further enhancing the effectiveness of role portrayal.
3. We introduce a novel evaluation pipeline that converts all assessment tasks into objective tasks, focusing on the model’s ability to follow user-defined role profiles. By combining automatic dialogues with the “LLMs as Judge” method, our approach ensures both efficiency and reproducibility in role-playing model evaluation.

Related Work

General Role-playing Agents. Recent research on general role-playing agents has largely overlooked the issue of bias between predefined profiles and scenario-specific dialogues. Instead, the focus has been on constructing role-playing datasets, primarily through manual curation (Zhou et al. 2023), extraction from novels (Li et al. 2023; Tao et al. 2023), or generation using GPT (Shao et al. 2023; Wang et al. 2023c), to acquire extensive annotated role-playing data. We compared various current Role-Playing Datasets/Frameworks and summarized five key dimensions for constructing role profiles and evaluations in Table 1: **Style, Character, Personality, Emotion, and Relationship**. Additionally, scenarios provide the background and context for dialogues, making the role’s conversations more contextual and realistic (Chen et al. 2023; Shao et al. 2023).

Role-playing Evaluation. The initial step in evaluating role-playing models involves generating dialogues for assessment, employing three primary methods: **Providing Historical Dialogues** (Tu et al. 2024; Wang et al. 2023c; Chen et al. 2023; Tao et al. 2023), **Manual Dialogue** (Zhou et al. 2023; Wang et al. 2023a; Shao et al. 2023), and **Automated Dialogue with LLMs** (Lu et al. 2024). The first method is limited to evaluating the model within the scope of

| Role-Playing Dataset/Framework | Dataset Automatically Constructed? | Scenario | Style | Character | Personality | Emotion | Relationship | Evaluation Scope |
|---------------------------------|------------------------------------|----------|-------|-----------|-------------|---------|--------------|--|
| LIGHT (Urbanek et al. 2019) | ✗ | ✓ | ✗ | ✓ | ✗ | ✗ | ✗ | Sentence |
| PDP (Han et al. 2022) | ✗ | ✗ | ✓ | ✓ | ✗ | ✗ | ✗ | Sentence |
| ChatHaruhi (Li et al. 2023) | ✓ | ✗ | ✓ | ✓ | ✗ | ✗ | ✗ | Sentence |
| HPD (Chen et al. 2023) | ✗ | ✓ | ✓ | ✓ | ✗ | ✗ | ✓ | Sentence |
| CharacterLLM (Shao et al. 2023) | ✓ | ✓ | ✗ | ✓ | ✗ | ✗ | ✗ | Multi-Turn Artificial Interview |
| CharacterGLM (Zhou et al. 2023) | ✗ | ✗ | ✗ | ✓ | ✗ | ✗ | ✗ | Multi-Turn Artificial Dialogue |
| RoleLLM (Wang et al. 2023c) | ✓ | ✗ | ✗ | ✓ | ✗ | ✗ | ✗ | Sentence |
| CharacterEval (Tu et al. 2024) | ✓ | ✗ | ✗ | ✓ | ✓ | ✗ | ✗ | Sentence |
| RoleCraft (Tao et al. 2023) | ✗ | ✗ | ✗ | ✓ | ✗ | ✓ | ✗ | Sentence |
| InCharacter (Wang et al. 2023a) | ✗ | ✗ | ✗ | ✗ | ✓ | ✗ | ✗ | Multi-Turn Artificial Interview |
| DITTO (Lu et al. 2024) | ✓ | ✗ | ✗ | ✗ | ✗ | ✗ | ✗ | Multi-Turn Automated Dialogue |
| BEYOND DIALOGUE | ✓ | ✓ | ✓ | ✓ | ✓ | ✓ | ✓ | Multi-Turn Automated Scenario Dialogue |

Table 1: Comparison of **BEYOND DIALOGUE** with other datasets or framework. “✓” indicates that the dataset/framework meets the given standard or includes the specified dimension in the role profile, while “✗” indicates that it does not. “Sentence” indicates that the dataset/framework evaluates performance based on the final sentence of multi-turn dialogues. Other methods assess performance through dialogues/interviews generated manually or automatically.

individual sentences; however, single sentences are likely to fail to fully capture the entire role profile and may be biased by exposure to novels or scripts used during pre-training. In contrast, the second and third methods can generate complete scenario dialogues, which are more conducive to comprehensive evaluations.

There are three common methods for evaluating dialogues generated by models: **Metric-based Evaluation** (Li et al. 2023; Wang et al. 2023c), **Human Evaluation** (Zhou et al. 2023), and **“LLMs as Judges”** (Shao et al. 2023; Wang et al. 2023c; Lu et al. 2024). The first method primarily assesses the model’s retention of the standard response, which is derived from the original text of the novel or manually annotated compilation. The second method, while more accurate, is costly and difficult to replicate, limiting its broader application. The third method, however, is attracting increasing attention due to its high efficiency, low cost, and scalability. **Hybrid Task Training LLMs.** In recent years, hybrid task training has emerged as a pivotal method for fine-tuning LLMs. For instance, the LLaMA Writing Assistant is trained on a variety of textual tasks (Wang et al. 2023b). Incorporating tasks like summarization, text generation, and reasoning within reading comprehension has greatly improved the model’s language understanding and QA abilities (Cheng, Huang, and Wei 2023). Furthermore, training with a combination of general and role-specific instructions has improved the model’s role-playing abilities (Tao et al. 2023). These studies demonstrate that incorporating tasks directly or indirectly related to downstream tasks in hybrid training can significantly enhance model performance.

BEYOND DIALOGUE Framework

As shown in Figure 2, In the **BEYOND DIALOGUE** training framework, role profiles are aligned and adjusted for each scenario to create ‘pure’ role-playing dialogue data, which is then combined with alignment reasoning and chit-chat data for model training. In the **Automated Dialogue Evaluation**, the pipeline generates random scenarios and multi-turn dialogues to interact with the model, using objective questions to quantify its role-playing capabilities.

The design and implementation details of each component will be elaborated in the subsequent chapters.

Alignment Dataset Construction

To advance general role-playing, we require a diverse set of role settings and dialogue data. Comparing novel-extracted dialogues (Chen et al. 2023) with those generated by GPT models (Wang et al. 2023c; Li et al. 2023) shows that the latter lacks human likeness, while the former better captures role nuances. However, datasets that meet the requirement for diverse roles, extracted solely from novels, are not open-source due to high costs and significant labor. Therefore, we propose a low-cost (as discussed in §), fully automated pipeline for constructing a role-playing dialogue dataset (Figure 3) and introduce a method to address biases and fine-grained alignment issues mentioned in the §:

- 1. Role-playing Dialogue Dataset Construction:** We first segment the text and apply a role frequency threshold to filter chunks. Given the large initial chunk volume, we employ open-source models to extract scenarios and evaluate chunks, retaining only those that reflect role traits and belong to single scenes. Next, we compare various LLMs and ultimately select GPT-4o for dialogue extraction and validation, ensuring the dialogues are coherent and free from conflicts with role profiles. By applying rules and open-source models to filter all chunks, we generate high-quality chunks for proprietary model processing. This approach enables the low-cost, fully automated construction of a high-quality role-playing dialogue dataset, laying a solid foundation for subsequent derivative tasks and model training.
- 2. Profile Alignment:** After constructing the dataset, we use GPT-4o to align each multi-turn dialogue across five dimensions: Character, Style, Emotion, Relationship, and Personality (CSERP). Using an innovative prompting mechanism (as detailed in §), GPT-4o provides detailed reasoning processes, such as identifying how a dialogue line reflects a specific speaking style. This approach generates fine-grained CSERP alignment tasks, helping the

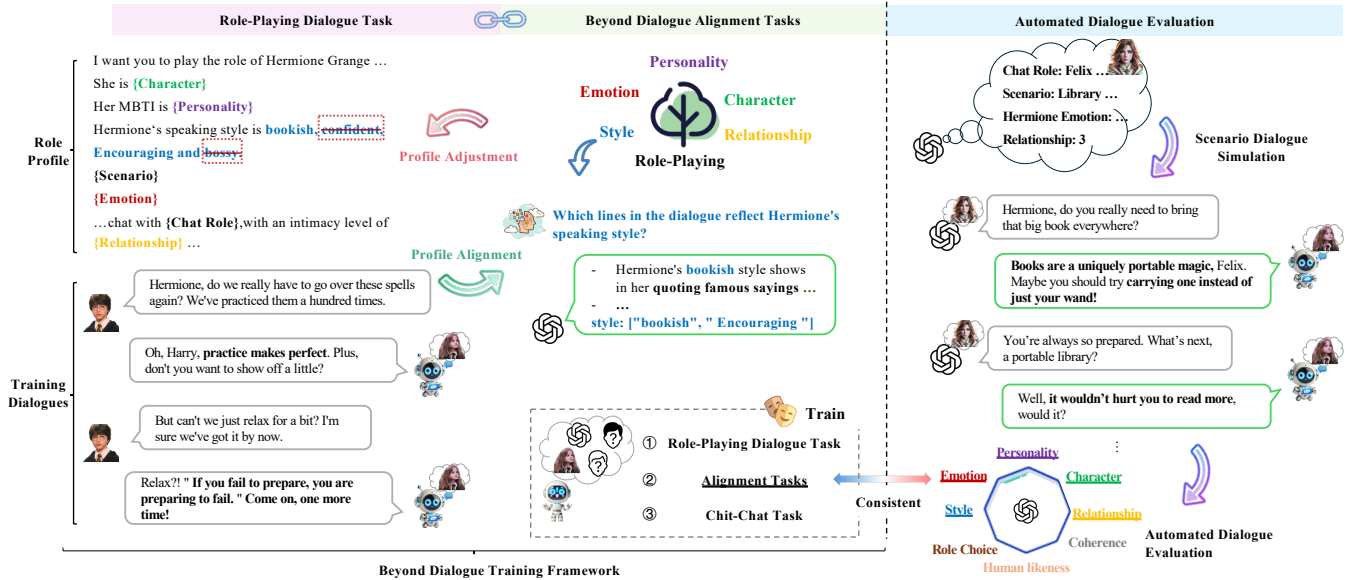


Figure 2: Illustration of **BEYOND DIALOGUE** Training Framework and Automated Dialogue Evaluation. The left side shows the training phases, which include role-playing dialogue, chit-chat, and profile alignment. The profile alignment results are utilized to adjust each scenario’s dialogue profiles, eliminating training biases. On the right, the LLM generates random scenarios and roles for multi-turn dialogues with the model, followed by an evaluation using objective questions to obtain quantitative metrics of the model’s role-playing capabilities.

model maintain its reasoning capabilities and enhancing its ability to perceive and adhere to profiles.

3. **Profile Adjustment:** Based on the alignment results, we dynamically adjust the Profile settings for each dialogue to ensure consistency. This process addresses the common issue of bias between scene dialogues and role profiles in role-playing datasets, aligning the training inputs (Profile prompts) with outputs (dialogue labels), thereby ensuring effective training.

All prompts used for dataset construction and alignment can be found in §. A detailed explanation of the database construction process is provided in §, along with the statistical information about our dataset, obtained using this method, which can be found in §. This section also includes manually collected and organized role profile statistics, covering the five dimensions of CSERP. A discussion of the low cost is provided in §.

Supervised Finetuning

Using the constructed dataset, we fine-tuned LLMs with a mix of Role-Playing Dialogue data D_r , Deriving CSERP data D_d , and Chit-Chat data D_c in a 1:5:4 ratio. D_r dataset was aligned and adjusted to ensure consistency between role profiles and dialogue across scenarios. The learning objective was to minimize the aggregate negative log-likelihood across all datasets, as described by:

$$\min_{\pi} \mathbb{E}_{(s,a) \sim D_r \odot D_d \odot D_c} [-\log \pi(a|s)]$$

where s is the prompt input, and a is the corresponding label, \odot represents hybrid task training, and π denotes the

trained LLMs. The total volume of training data, consistent with other comparative experiments, was regulated to be ten times that of the benchmark role-playing data, effectively managing the potential impact of data volume on LLM training. Specific training parameters are detailed in §.

Automated Dialogue Evaluation

Evaluating the effectiveness and reproducibility of role-playing is still an open problem. As discussed in §, the diversity in dialogue generation and evaluation methods complicates establishing widely accepted standards.

Our another contribution is to propose an automated dialogue method, as shown on the right side of Figure 2. We first generate a role and its description, aligning it with the worldview of the role to be evaluated. Based on their profiles, we create a dialogue scenario, design the emotions, and define the relationship between the roles. Finally, the two models engage in multi-turn dialogues within this context, producing a dialogue corpus for subsequent role-playing model evaluations.

During the evaluation phase, we adopted the “LLMs as judges” (Kim et al. 2023) approach, designing five tasks based on the role profile dimensions as discussed in §: Character, Style, Emotion, Relationship, and Personality. Besides, we used Human-likeness to assess whether the model’s output matches human expression and Coherence to evaluate dialogue continuity. Additionally, we introduced a role-based multiple-choice evaluation to assess the model’s role consistency across multi-turn dialogues (Lu et al. 2024). We reformatted all evaluation tasks into multiple-choice and true/false questions, clarifying criteria, streamlining the pro-

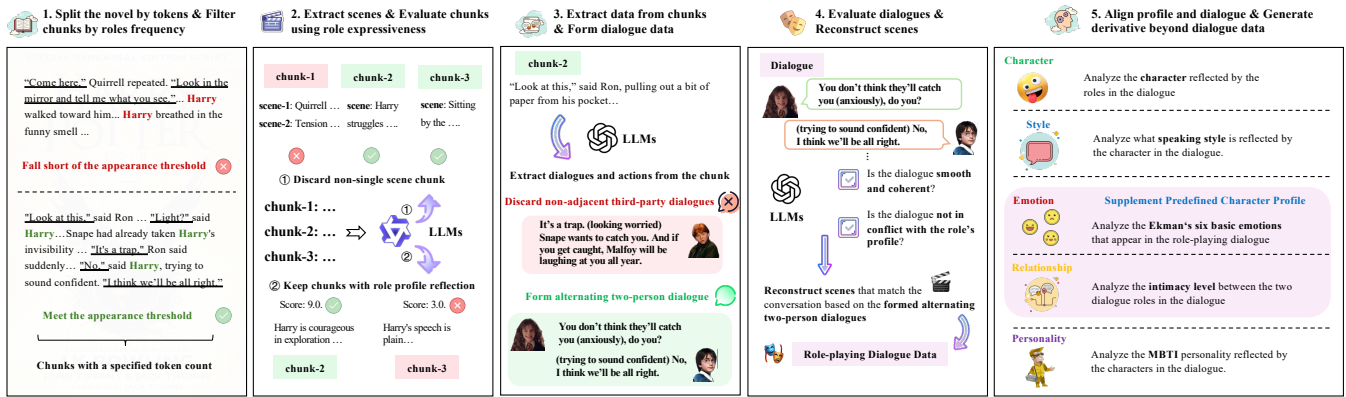


Figure 3: An schematic of our automated pipeline for constructing **BEYOND DIALOGUE** dataset.

cess, and reducing biases. This approach has a high level of acceptance in manual checks and closely mirrors human evaluation, making the evaluation more systematic and reliable for large-scale applications. All prompts used for dialogue generation and evaluation are available in §.

Experiments

Experimental Setup

Dataset. Following the method outlined in §, we created the **RP** dataset by extracting 280 Chinese and 31 English roles from 123 novels and scripts, resulting in 3,552 scenario dialogues with 23,247 turns, all based on authentic sources. Compared to the other datasets listed in § Table 7, ours has the highest number of real roles and the highest turns with real dialogues, which is significant for building a general role-playing model. Additionally, we created the **CSERP** dataset by deriving five alignment training tasks from each of the 3,552 sessions, resulting in five training data points per session. After aligning and adjusting role profiles with their dialogues, the data was transformed into the **RPA** dataset. The **CC** dataset included both Chinese (NaturalConv (Wang et al. 2021)) and English (DailyDialog (Li et al. 2017)) chat-chat data.

Baselines. We test both open-source and proprietary advanced bilingual (Chinese-English) chatbots in our assessment framework. Our proprietary general baselines include: **GPT-4o**, **GPT-3.5-Turbo** (OpenAI 2024), **Yi-Large-Turbo** (Wanwu 2024), **Deepseek-Chat** (Deepseek 2024). These models represent the current state-of-the-art in language generation technology, covering different architectures and training methods. Additionally, we selected several **baselines focused on role-playing**: **Index-1.9B-Character** (bilibili 2024) (open-source), **Baichuan-NPC-Turbo** (Baichuan 2024) (proprietary), and **CharacterGLM** (Zhou et al. 2023) (open-source). These models are specifically designed and optimized for role-playing, capable of generating more realistic character dialogues and interactions. Furthermore, to validate the effectiveness of our framework, we trained two open-source bilingual baselines: **Qwen2-7B-Instruct** (Bai, Bai, and et al. 2023) and **Mistral-Nemo-Instruct-2407** (Jiang et al. 2023).

Metrics Design. As previously mentioned, our goal is to evaluate the model’s ability to follow the role’s profile and scenario setting, which aligns with the objectives of the derivative tasks of CSERP discussed in § Figure 5. Consequently, the evaluation tasks and alignment tasks under the five dimensions—Character, Style, Emotion, Relationship, and Personality—are identical. Furthermore, we introduced three additional evaluation metrics: Human-likeness, Coherence, and Role Choice of the dialogues:

- **Emotion and Relationship:** Emotion is assessed based on Ekman’s six basic emotions (Ekman 1992), and both Emotion and Relationship are rated by GPT-4o on a scale of 0-10 based on the dialogue being evaluated. The scoring results are used to calculate the Normalized Mean Absolute Percentage Error (NMAPE) with the context labels generated by the prompt model.
- **Character, Style, and Personality:** Rated by GPT-4o based on the dialogue to be evaluated, referencing the candidate set of labels provided by the role profile. Notably, Personality uses the MBTI classification system and is a binary recall task, whereas Character and Style are multi-label recall tasks.
- **Human-likeness:** Used to evaluate whether the role-playing model can provide a more natural and realistic interaction experience. We convert the evaluation of human-likeness into a true/false question. With few-shot prompting, GPT-4o determines whether the input dialogue is human-generated or model-generated.
- **Role Choice:** Used to evaluate the recognizability of the role presentation in the dialogue. We mask the names in the dialogue and have GPT-4o select the most suitable role for the current dialogue from the four candidate roles provided.
- **Coherence:** Used to evaluate the logical consistency and contextual coherence of the multi-turn dialogues. GPT-4o assesses whether the dialogue is coherent based on the given context and scenario.

Main Results

We conducted a total of 300 bilingual evaluations for each model, with each evaluation consisting of a scenario contain-

| Model | Character | Style | Emotion | Relationship | Personality | Avg. \uparrow | Human-likeness \uparrow | Role Choice \uparrow | Coherence \uparrow |
|---------------------------------------|-------------------------------------|-------------------------------------|------------------------------------|-------------------------------------|------------------------------------|-------------------------------------|-------------------------------------|------------------------------------|------------------------------------|
| | Recall \uparrow | Recall \uparrow | NMAPE \downarrow | NMAPE \downarrow | Precision \uparrow | | | | |
| <i>General Baselines(Proprietary)</i> | | | | | | | | | |
| GPT-4o | 74.32 \pm 1.15 | <u>81.67 \pm 1.51</u> | 16.31 \pm 0.48 | <u>12.13 \pm 0.66</u> | 66.58 \pm 4.41 | 78.83 \pm 1.64 | 67.33 \pm 3.95 | <u>87.33 \pm 3.86</u> | 99.67 \pm 0.33 |
| GPT-3.5-Turbo | 72.26 \pm 1.27 | 73.66 \pm 1.73 | 17.79 \pm 0.56 | 14.17 \pm 0.73 | 66.92 \pm 4.85 | 76.18 \pm 1.83 | 33.33 \pm 4.43 | 83.00 \pm 4.68 | 97.33 \pm 1.17 |
| Yi-Large-Turbo | 75.13 \pm 1.22 | 79.18 \pm 1.58 | 16.44 \pm 0.49 | 13.48 \pm 0.67 | <u>68.25 \pm 4.61</u> | 78.53 \pm 1.72 | 47.00 \pm 4.60 | 84.33 \pm 3.67 | 92.67 \pm 2.39 |
| Deepseek-Chat | <u>75.46 \pm 1.14</u> | 81.49 \pm 1.51 | <u>15.92 \pm 0.46</u> | 12.42 \pm 0.63 | 67.92 \pm 4.57 | <u>79.30 \pm 1.66</u> | 52.33 \pm 4.95 | 83.00 \pm 4.68 | 96.67 \pm 1.00 |
| <i>Role-play Expertise Baselines</i> | | | | | | | | | |
| Index-1.9B-Character | 73.33 \pm 1.32 | 76.48 \pm 1.50 | 17.99 \pm 0.53 | 13.58 \pm 0.71 | 66.33 \pm 4.57 | 76.92 \pm 1.73 | 21.67 \pm 3.96 | 78.67 \pm 5.14 | 69.67 \pm 3.85 |
| CharacterGLM-6B | 73.36 \pm 1.28 | 76.08 \pm 1.55 | 18.58 \pm 0.55 | 14.27 \pm 0.79 | <u>67.33 \pm 4.34</u> | 76.79 \pm 1.70 | 16.00 \pm 2.38 | 81.00 \pm 4.40 | 25.67 \pm 3.48 |
| Baichuan-NPC-Turbo | <u>75.19 \pm 1.23</u> | <u>79.15 \pm 1.38</u> | <u>17.24 \pm 0.51</u> | <u>13.10 \pm 0.69</u> | 65.33 \pm 4.84 | <u>77.87 \pm 1.73</u> | <u>56.00 \pm 4.66</u> | <u>86.33 \pm 4.90</u> | <u>99.00 \pm 0.56</u> |
| <i>Custom Trained Baselines</i> | | | | | | | | | |
| <i>Mistral-Nemo-Instruct-2407</i> | 74.12 \pm 1.17 | 77.04 \pm 1.48 | 17.00 \pm 0.43 | 13.50 \pm 0.67 | 67.00 \pm 4.30 | 77.53 \pm 1.61 | 53.67 \pm 4.66 | 82.67 \pm 4.77 | 74.33 \pm 3.77 |
| + RP & CC | 71.56 \pm 1.26 | 74.66 \pm 1.51 | 17.36 \pm 0.49 | 12.58 \pm 0.69 | 68.17 \pm 4.32 | 76.89 \pm 1.65 | 53.67 \pm 3.76 | 86.33 \pm 4.22 | 86.33 \pm 2.42 |
| + RPA & CC | 74.44 \pm 1.14 | 77.63 \pm 1.40 | 16.74 \pm 0.46 | 12.07 \pm 0.67 | <u>69.50 \pm 4.31</u> | 78.55 \pm 1.60 | 56.00 \pm 3.41 | 85.00 \pm 4.49 | 91.67 \pm 1.80 |
| + RPA & CC & CSERP | <u>74.58 \pm 1.28</u> | <u>78.47 \pm 1.45</u> | <u>16.62 \pm 0.48</u> | <u>11.38 \pm 0.67*</u> | 69.08 \pm 4.46 | <u>78.83 \pm 1.67</u> | <u>59.00 \pm 4.46</u> | <u>87.00 \pm 4.73</u> | <u>92.67 \pm 1.59</u> |
| <i>Qwen2-7B-Instruct</i> | 75.39 \pm 1.13 | 77.68 \pm 1.65 | 17.64 \pm 0.56 | 13.43 \pm 0.7 | 67.75 \pm 4.44 | 77.95 \pm 1.70 | 48.00 \pm 4.66 | 83.33 \pm 4.48 | 99.00 \pm 0.56 |
| + RP & CC | 74.91 \pm 1.21 | 78.59 \pm 1.39 | 16.52 \pm 0.48 | 12.28 \pm 0.67 | 67.00 \pm 4.31 | 78.34 \pm 1.61 | 56.67 \pm 3.85 | 82.00 \pm 4.90 | 90.00 \pm 1.59 |
| + RPA & CC | 76.43 \pm 1.18 | 81.28 \pm 1.37 | 16.10 \pm 0.45 | 12.35 \pm 0.67 | 67.83 \pm 4.36 | 79.42 \pm 1.61 | 62.33 \pm 3.21 | 87.33 \pm 3.77 | 92.67 \pm 1.85 |
| + RPA & CC & CSERP | 78.67 \pm 1.12* | 82.52 \pm 1.33* | 15.68 \pm 0.5* | 11.22 \pm 0.72* | 69.67 \pm 4.27 | 80.79 \pm 1.59* | <u>64.33 \pm 3.80*</u> | 87.33 \pm 3.74 | <u>99.00 \pm 0.56</u> |

Table 2: Main results of **BEYOND DIALOGUE**. We report the average scores with their standard error of the mean (SEM). **Bold** numbers indicate the highest scores, while underlined numbers are the best in the group, * means the improvements over the untrained baseline are statistically significant (achieving $p < 0.05$ in t-test). The **Avg.** column represents the mean of the **Character**, **Style**, **Emotion**, **Relationship**, and **Personality** metrics, which are directly defined within the profile, with **Emotion** and **Relationship** calculated as 1-NMAPE. All dialogues are evaluated by GPT-4o as judges.

ing five turns of dialogue. Specific evaluating parameters are detailed in §. The evaluation process was fully automated, with GPT-4o generating chat roles and scenarios, and engaging in multiple turns of dialogue with the evaluated model. The generated dialogues were input into an automatic evaluation pipeline to obtain quantitative performance metrics for the role-playing models. These evaluation results were used to calculate the average performance of each model across five dimensions and three additional metrics.

We present the main results in Table 2. Due to the lack of role-playing training, the role-playing capabilities of the general baselines are closely related to their general capabilities. In the **Human-likeness** dimension, dialogues generated by GPT-4o have a 67.33% probability of being perceived as real human dialogues, significantly outperforming other general models. This is crucial for creating authentic dialogue scenario simulations.

Among the role-playing expertise baselines, the open-source models Index-1.9B-Character and characterGLM-6B, which were fine-tuned using only role-playing data, showed significantly lower performance in **Human-likeness** and **Coherence** compared to other models. In contrast, the proprietary model Baichuan-NPC-Turbo demonstrated a significant improvement in **Human-likeness**.

In our experiments, the model trained with unaligned role-playing data (+RP & CC) exhibited training biases, leading

to limited or even diminished performance in the unaligned dimensions of **Character**, **Style**, and **Personality**. However, the model trained with aligned data (+RPA & CC) showed significant improvements in the character and style dimensions, with average scores surpassing both general-purpose and expertise baselines, indicating the importance of aligned data in mitigating training bias.

Under the **BEYOND DIALOGUE** framework, the fully enhanced Qwen-2-7B models obtained through supervised fine-tuning achieved the highest scores in most dimensions, with its human-likeness significantly outperforming other baselines except GPT-4o, and showing statistically significant improvements across five dimensions compared to the untrained baseline ($p < 0.05$ in t-test). Adding CSERP data not only fine-tunes the alignment of dialogue and profile across these five dimensions but also enhances the model’s logical and contextual coherence abilities through reasoning training, which is well reflected in the **Coherence** metric.

Overall, these results emphasize the importance of aligned dialogues and role profiles in role-playing training and demonstrate the excellent performance of the “Beyond Dialogue” training tasks in general role-playing dimensions.

Further baseline results can be found in the supplementary tables provided in §. Case studies are available in §. **For a detailed account of the manual verification process used in GPT-4o evaluations, please refer to §.**

| Model | Character \uparrow | Style \uparrow | Emotion \downarrow | Relationship \downarrow | Personality \uparrow | Avg. \uparrow |
|---------------------------------|----------------------------------|----------------------------------|----------------------------------|---------------------------------|----------------------------------|----------------------------------|
| Comparable Baselines | | | | | | |
| Yi-1.5-9B-Chat | 79.0 \pm 2.3 | 75.4 \pm 2.5 | 17.1 \pm 0.9 | 15.3 \pm 1.5 | 70.7 \pm 2.4 | 78.5 \pm 1.9 |
| GLM-4-9-chat | 72.2 \pm 2.3 | 77.8 \pm 2.2 | <u>12.6 \pm 0.7</u> | 12.7 \pm 1.2 | 78.0 \pm 2.4 | 80.5 \pm 1.7 |
| Custom Trained Baselines | | | | | | |
| Mistral-Nemo-Instruct-2407 | 52.8 \pm 3.6 | 54.3 \pm 4.2 | 13.5 \pm 0.7 | 10.9 \pm 0.8 | 77.2 \pm 2.3 | 71.9 \pm 2.3 |
| + RPA & CC & CSERP | 89.1 \pm 1.6 | 88.7 \pm 2.2 | 10.1 \pm 0.5 | 7.4 \pm 0.8 | 87.0 \pm 1.7 | 89.4 \pm 1.4 |
| Qwen2-7B-Instruct | 51.6 \pm 2.27 | 51.23 \pm 2.98 | 20.6 \pm 0.9 | 17.1 \pm 1.6 | 52.7 \pm 3.7 | 63.5 \pm 2.3 |
| + RPA & CC & CSERP | <u>86.3 \pm 2.1</u> | <u>81.9 \pm 2.5</u> | 13.1 \pm 0.7 | <u>8.9 \pm 0.9</u> | <u>82.7 \pm 1.8</u> | <u>85.7 \pm 1.6</u> |

Table 3: Comparison of Baseline Models on Dialogue and Role Profile Alignment Tasks. The results are benchmarked against GPT-4o’s alignment performance.

Alignment Results

To explore the model’s capability in fine-grained alignment for dialogue and role profiles, we randomly sampled 100 data points from each dimension of CSERP in the evaluation results (§). Using GPT-4o’s results as the reference labels, we present the alignment results of the comparable baseline model and two improved models in Table 3. The alignment for Character, Style, and Personality was assessed using recall, while Emotion and Relation were evaluated using NMAPE.

The fine-tuned Mistral-Nemo model, using the full dataset, achieved top performance, closely matching GPT-4o’s 89.4% effectiveness. Both Mistral and Qwen showed notable improvement, with recall rates for Character and Style increasing by over 30%, while NMAPE for Emotion and Relation decreased significantly. This enhancement allowed the 7B-parameter Qwen2 model to surpass the 9B-parameter Yi1.5 and GLM4 models in alignment tasks.

However, when trained on the **RPA & CC** or **RP & CC** datasets alone, both Qwen and Mistral struggled with alignment tasks. Their reasoning capabilities declined, resulting in ineffective outcomes. Detailed case studies are in §.

The results from Table 2 and Table 3 indicate that enhancing the model’s ability to align dialogue and role profiles effectively translates into improved role-playing capabilities. Since these **Alignment Tasks** are consistent with the **Evaluation Tasks** across the five dimensions of CSERP, improvements in alignment ability also signify enhanced model role-playing evaluation capabilities. This is beneficial for establishing an effective **feedback-enhanced loop for the role-playing**.

Ablation Study

To assess the contribution of the five CSERP alignment tasks within the **BEYOND DIALOGUE** framework, we conducted an ablation study. Each task was removed individually, with its training data volume replaced by an equivalent amount of **CC** data to maintain consistency. Subsequently, we evaluated the model across the five role-playing dimensions of CSERP, using the same evaluation methods as in Table 2.

Table 4 presents the results of the ablation experiments for CSERP training tasks. Notably, the ablation of **w/o Char.** and **w/o Styl.** have the most significant impact, with a marked decline in the performance of Character and Style, respectively. The other three metrics also showed varying

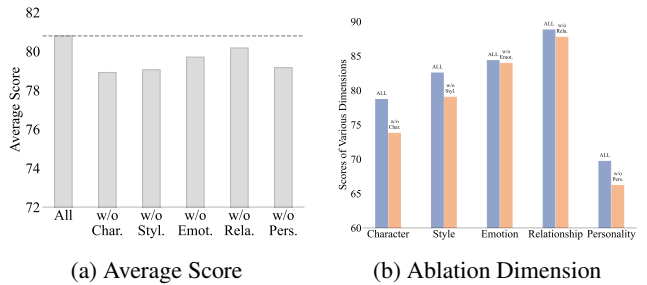


Figure 4: Comparison of Scores for Ablation Across Five Dimensions in CSERP (Left) and Performance Scores for Specific Dimensions (Right).

| Model | Character \uparrow | Style \uparrow | Emotion \downarrow | Relationship \downarrow | Personality \uparrow | Avg. \uparrow |
|------------|------------------------------------|------------------------------------|------------------------------------|------------------------------------|------------------------------------|------------------------------------|
| w/o Char. | 73.75 \pm 1.24 | 81.43 \pm 1.40 | 15.94 \pm 0.45 | <u>11.75 \pm 0.66</u> | 67.08 \pm 4.56 | 78.91 \pm 1.66 |
| w/o Style. | 76.94 \pm 1.22 | 78.99 \pm 1.38 | 15.87 \pm 0.45 | 12.07 \pm 0.69 | 67.25 \pm 4.42 | 79.05 \pm 1.63 |
| w/o Emot. | 78.69 \pm 1.22 | 80.11 \pm 1.38 | 16.08 \pm 0.46 | 11.82 \pm 0.65 | 67.58 \pm 4.92 | 79.70 \pm 1.73 |
| w/o Rela. | 77.69 \pm 1.29 | <u>82.33 \pm 1.39</u> | <u>15.81 \pm 0.46</u> | 12.28 \pm 0.68 | <u>68.92 \pm 4.48</u> | <u>80.17 \pm 1.66</u> |
| w/o Pers. | 78.38 \pm 1.20 | 79.34 \pm 1.42 | 16.14 \pm 0.45 | 11.93 \pm 0.66 | 66.17 \pm 4.49 | 79.16 \pm 1.64 |
| All | <u>78.67 \pm 1.12</u> | <u>82.52 \pm 1.33</u> | <u>15.68 \pm 0.50</u> | <u>11.22 \pm 0.72</u> | <u>69.67 \pm 4.27</u> | <u>80.79 \pm 1.59</u> |

Table 4: Ablation Results on CSERP Training Tasks.

degrees of decline, indicating that these fine-grained alignment tasks are crucial for the model’s general role-playing capability.

Figure 4 presents a comparison of scores across the five dimensions of the CSERP model, illustrating how the ablation of individual tasks impacts both the overall performance and the specific dimension performances.

The ablation study clearly demonstrates that each alignment task within the **BEYOND DIALOGUE** framework uniquely contributes to the model’s overall performance. The integration of all tasks yields the best results, underscoring the importance of these alignment tasks in training a robust general role-playing model.

Conclusion

This paper introduces a novel general role-playing framework called **BEYOND DIALOGUE**. We propose a straightforward method that effectively aligns dialogues in specific scenarios with role profiles. This alignment helps to eliminate biases arising from inconsistencies between predefined profiles and the dialogues generated during training. Additionally, we present an innovative prompting mechanism that constructs “Beyond Dialogue” training tasks by generating reasoning processes. It enables fine-grained alignment between role profiles and dialogues at the sentence level. Experimental results demonstrate that our approach enhances the model’s ability to follow predefined profiles across various dimensions of general role-playing, surpassing most general and specialized role-playing baselines. We believe that our framework will inspire further exploration of diverse “Beyond Dialogue” training tasks in the field of general role-playing, thereby enhancing the ability of LLMs to effectively customize proprietary role models.

References

- Achiam, J.; Adler, S.; Agarwal, S.; Ahmad, L.; Akkaya, I.; Aleman, F. L.; Almeida, D.; Altenschmidt, J.; Altman, S.; Anadkat, S.; et al. 2023. Gpt-4 technical report. arXiv:2303.08774.
- Bai, J.; Bai, S.; and et al., Y. C. 2023. Qwen Technical Report. arXiv:2309.16609.
- Baichuan. 2024. Baichuan4 and Baichuan-NPC-Turbo. <https://www.baichuan-ai.com/home>. Accessed: 2024-08-01.
- Baidu. 2024. ERNIE-Bot. <https://yiyan.baidu.com/>. Accessed: 2024-08-01.
- bilibili. 2024. Index1.9B Technical Report. <https://github.com/bilibili/Index-1.9B>. Accessed: 2024-08-01.
- Chen, J.; Wang, X.; Xu, R.; Yuan, S.; Zhang, Y.; Shi, W.; Xie, J.; Li, S.; Yang, R.; Zhu, T.; et al. 2024a. From persona to personalization: A survey on role-playing language agents. arXiv:2404.18231.
- Chen, N.; Wang, Y.; Deng, Y.; and Li, J. 2024b. The Oscars of AI Theater: A Survey on Role-Playing with Language Models. arXiv:2407.11484.
- Chen, N.; Wang, Y.; Jiang, H.; Cai, D.; Li, Y.; Chen, Z.; Wang, L.; and Li, J. 2023. Large Language Models Meet Harry Potter: A Dataset for Aligning Dialogue Agents with Characters. In *Findings of the Association for Computational Linguistics: EMNLP 2023*.
- Cheng, D.; Huang, S.; and Wei, F. 2023. Adapting large language models via reading comprehension. arXiv:2309.09530.
- Deepseek. 2024. Deepseek-Chat. <https://www.deepseek.com/>. Accessed: 2024-08-01.
- Dubey, A.; Jauhri, A.; Pandey, A.; Kadian, A.; Al-Dahle, A.; Letman, A.; Mathur, A.; Schelten, A.; Yang, A.; Fan, A.; et al. 2024. The Llama 3 Herd of Models. arXiv:2407.21783.
- Ekman, P. 1992. Are there basic emotions?
- Han, S.; Kim, B.; Yoo, J. Y.; Seo, S.; Kim, S.; Erdenee, E.; and Chang, B. 2022. Meet your favorite character: Open-domain chatbot mimicking fictional characters with only a few utterances. arXiv:2204.10825.
- Jiang, A. Q.; Sablayrolles, A.; Mensch, A.; Bamford, C.; Chaplot, D. S.; Casas, D. d. l.; Bressand, F.; Lengyel, G.; Lample, G.; Saulnier, L.; et al. 2023. Mistral 7B. arXiv:2310.06825.
- Kim, S.; Shin, J.; Cho, Y.; Jang, J.; Longpre, S.; Lee, H.; Yun, S.; Shin, S.; Kim, S.; Thorne, J.; et al. 2023. Prometheus: Inducing fine-grained evaluation capability in language models. In *The Twelfth International Conference on Learning Representations*.
- Li, C.; Leng, Z.; Yan, C.; Shen, J.; Wang, H.; Mi, W.; Fei, Y.; Feng, X.; Yan, S.; Wang, H.; et al. 2023. Chatharuhi: Reviving anime character in reality via large language model. arXiv:2308.09597.
- Li, Y.; Su, H.; Shen, X.; Li, W.; Cao, Z.; and Niu, S. 2017. DailyDialog: A Manually Labelled Multi-turn Dialogue Dataset. In *Proceedings of The 8th International Joint Conference on Natural Language Processing (IJCNLP 2017)*.
- Lu, K.; Yu, B.; Zhou, C.; and Zhou, J. 2024. Large language models are superpositions of all characters: Attaining arbitrary role-play via self-alignment. arXiv:2401.12474.
- Moonshot. 2024. Moonshot-v1-8k. <https://kimi.moonshot.cn/>. Accessed: 2024-08-01.
- OpenAI. 2024. GPT-4o and GPT-3.5-Turbo. <https://openai.com/>. Accessed: 2024-08-01.
- Replika. 2024. Replika. <https://replika.com/>. Accessed: 2024-08-01.
- Shao, Y.; Li, L.; Dai, J.; and Qiu, X. 2023. Character-LLM: A Trainable Agent for Role-Playing. In *EMNLP*.
- Shazeer, N.; and Freitas, D. D. 2024. Character AI. <https://character.ai/>. Accessed: 2024-08-01.
- Tao, M.; Liang, X.; Shi, T.; Yu, L.; and Xie, Y. 2023. Rolecraft-glm: Advancing personalized role-playing in large language models. arXiv:2401.09432.
- Tencent. 2024. Hunyuan. <https://hunyuan.tencent.com/>. Accessed: 2024-08-01.
- Tu, Q.; Fan, S.; Tian, Z.; and Yan, R. 2024. CharacterEval: A chinese benchmark for role-playing conversational agent evaluation. arXiv:2401.01275.
- Urbanek, J.; Fan, A.; Karamcheti, S.; Jain, S.; Humeau, S.; Dinan, E.; Rocktäschel, T.; Kiela, D.; Szlam, A.; and Weston, J. 2019. Learning to speak and act in a fantasy text adventure game. arXiv:1903.03094.
- Wang, X.; Fei, Y.; Leng, Z.; and Li, C. 2023a. Does role-playing chatbots capture the character personalities? assessing personality traits for role-playing chatbots. arXiv:2310.17976.
- Wang, X.; Li, C.; Zhao, J.; and Yu, D. 2021. NaturalConv: A Chinese Dialogue Dataset Towards Multi-turn Topic-driven Conversation. In *Proceedings of the 35th AAAI Conference on Artificial Intelligence (AAAI-21)*.
- Wang, X.; Zhou, W.; Zu, C.; Xia, H.; Chen, T.; Zhang, Y.; Zheng, R.; Ye, J.; Zhang, Q.; Gui, T.; et al. 2023b. Instructuie: Multi-task instruction tuning for unified information extraction. arXiv:2304.08085.
- Wang, Z. M.; Peng, Z.; Que, H.; Liu, J.; Zhou, W.; Wu, Y.; Guo, H.; Gan, R.; Ni, Z.; Zhang, M.; et al. 2023c. Rolellm: Benchmarking, eliciting, and enhancing role-playing abilities of large language models. arXiv:2310.00746.
- Wanwu, L. 2024. Yi-Large-Turbo. <https://www.lingyiwanwu.com/>. Accessed: 2024-08-01.
- Zarrilli, P. B. 2005. *Acting (re) considered: a theoretical and practical guide*. Routledge.
- Zhou, J.; Chen, Z.; Wan, D.; Wen, B.; Song, Y.; Yu, J.; Huang, Y.; Peng, L.; Yang, J.; Xiao, X.; et al. 2023. Characterglm: Customizing chinese conversational ai characters with large language models. arXiv:2311.16832.

Details of Dataset Construction

Dataset construction process

We need to manually collect and annotate character traits, speaking styles, and personality labels from the novels. The personality labels will be primarily sourced from the Personality Database¹. Following this, we will proceed with the fully automated role-playing dialogue data construction process (see Figure 3):

1. **Chunk Split and Filter:** To manage the token limit of LLMs, the novel is split into fixed-token chunks. Only chunks that meet the role’s appearance threshold are retained, reducing the number of chunks and associated costs in subsequent stages, while ensuring that relevant roles are captured.
2. **Scenario Extract and Chunk Evaluation:** Open-source large models are utilized to extract scenarios from the chunks (prompt in Table 10), filtering out those that contain multiple scenarios to avoid discontinuous dialogues. Given the large number of input chunks, using specialized models can be costly. After comparison, we selected Qwen1.5-72B-Chat (Bai, Bai, and et al. 2023) for its balance of performance and efficiency. Additionally, chunks are evaluated to keep only those that reflect the role’s profile (prompt in Table 11), helping to eliminate non-matching chunks and reduce the number of chunks in subsequent inputs.
3. **Dialogue Extract:** Utilizing powerful LLMs to extract dialogues and actions between roles from valid chunks is crucial (prompt in Table 12), as role-playing dialogue data is fundamental for both role-playing training and subsequent derivative tasks. After comparing mainstream models, we selected GPT-4o (gpt-4o-2024-05-13) for its cost-effectiveness. § details the extraction accuracy and cost of each LLM we evaluated.
4. **Dialogue Check:** To ensure valid role-playing dialogue data, we first focus on forming alternating two-person dialogues, which often leads to scenarios shrinking. This necessitates simultaneous scenario reconstruction and coherence checks to maintain contextual integrity (prompt in Table 13). After ensuring the coherence, we employ GPT-4 to review role portrayal accuracy, discarding any dialogues that conflict with the established profiles (prompt in Table 14).
5. **Profile Alignment:** We use GPT-4o to analyze each multi-turn dialogue, ensuring alignment of the role-playing data across the five dimensions: Character, Style, Emotion, Relationship, and Personality (CSERP, see Figure 5):
 - (a) **Character and Style:** These are aligned using a word recall method, where GPT-4o recalls descriptive words from the role profile that are reflected in the dialogue within the scenario’s scope (prompt in Table 15 and Table 16).
 - (b) **Emotion and Relationship:** These are aligned using a scale method, with GPT-4o providing a score from

0-10 based on the dialogue content. The Emotion dimension is based on Ekman’s six basic emotions (Ekman 1992): Anger, Disgust, Fear, Happiness, Sadness, and Surprise (prompt in Table 17). The Relationship dimension reflects the intimacy presented in the dialogues within the scenario’s scope (prompt in Table 18).

- (c) **Personality:** We use the Myers-Briggs Type Indicator (MBTI)², which consists of four dimensions, each with two types. GPT-4o performs binary classification alignment for the four dimensions within the scenario’s scope (prompt in Table 19).
6. **Profile Adjustment:** In the role profile, Character, Style, and Personality are predefined, so we adjust each dialogue’s profile prompt based on the alignment results from Step 5. Since Emotion and Relationship are scene-dependent and cannot be predefined, we need to supplement the profile prompting the dialogue with information on these two dimensions.

Comparative Analysis of Dialogue Extraction

This section presents a comparative analysis of LLMs for novel dialogue extraction, focusing on accuracy and cost. The models compared include Qwen1.5-72B-Chat (Bai, Bai, and et al. 2023), ERNIE-Bot (Baidu 2024), deepseek-chat (Deepseek 2024), moonshot-v1-8k (Moonshot 2024), and GPT-4o (OpenAI 2024). Key metrics are dialogue extraction accuracy, omission recall rate, and API costs. Note that Qwen, being open-source, incurs no API costs. A detailed comparison is provided in Table 5.

| model | Recall | Accuracy | Pricing (\$) |
|------------------|--------|----------|--|
| Qwen1.5-72B-Chat | 67.7% | 71.4% | - |
| ERNIE-Bot | 85.4% | 91% | 1.66 / 1M input tokens 1.66 / 1M output tokens |
| deepseek-chat | 83.2% | 92.2% | 0.14 / 1M input tokens 0.28 / 1M output tokens |
| moonshot-v1-8k | 73.1% | 79.2% | 1.66 / 1M input tokens 1.66 / 1M output tokens |
| gpt-4o | 89.1% | 96.4% | 5.00 / 1M input tokens 15.00 / 1M output tokens |

Table 5: Comparative Accuracy and Cost Analysis of Dialogue Extraction LLMs

High accuracy and recall rates are essential for maintaining the integrity and consistency of extracted dialogues. The quality of role-playing dialogue data significantly affects the quality of derived CSERP tasks. Compared to GPT-4o, the accuracy gap in the other LLMs is substantial, resulting in a notable decrease in the proportion of extracted dialogues passing the quality check. Consequently, producing the same amount of high-quality role-playing dialogue data with these LLMs incurs higher costs. Therefore, we ultimately chose

¹<https://www.personality-database.com/>

²<https://www.16personalities.com/>




Figure 5: An diagram of Deriving the Character-Style-Emotion-Relationship-Personality (CSERP) Dataset from Role-Playing Dialogue Data.

GPT-4o for extracting character dialogues and actions from text segments.

Statistical Analysis of BEYOND DIALOGUE Role-Playing Dataset

Following the method outlined in §, we extracted 280 Chinese roles and 31 English roles from 123 Chinese and English novels or scripts. In total, 3,552 sessions of scenario dialogues were obtained, comprising 23,247 dialogue turns, all drawn from authentic dialogues in novels or scripts (Table 6).

Table 7 summarizes the statistical information of various role-playing dialogue datasets. From the table, it can be seen that our dataset is entirely sourced from novels. However, this source provides richer and more authentic dialogue scenarios. Additionally, compared to other datasets, we have the highest number of real roles and the most sessions of authentic dialogues.

In Figure 6, the distribution of dialogue turns in both Chinese and English from our role-playing dataset is presented, illustrating the variation in dialogue lengths.

The verb-noun structure of role-playing instructions in English is illustrated in Figure 7, with the inner circle representing the top 20 verbs and the outer circle listing the direct noun objects.

The word clouds in Figure 8 illustrate the character traits and speaking styles present in our role profiles.

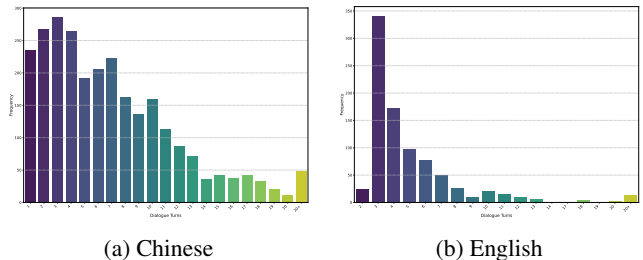


Figure 6: Distribution of Dialogue Turns in Our Role-Playing Dialogues Dataset

As illustrated in Figure 9a and 9b, the distribution of emotion and relationship values is presented, both rated on a scale from 0 to 10. The emotion distribution is based on the highest emotion score for each dialogue. Additionally, Figure 9c shows the varied distribution of MBTI personality types among the role profiles in the dataset.

Supplementary Experimental Results Supplementary Baselines for Main Results

This appendix complements the main results presented in the paper by providing additional insights into the bilingual chatbot baselines used in our evaluation. In addition to our proprietary general baselines, we have also

| Dataset | Source | Open-source | Multi-lingual | Multi-turn | # Roles | # Sessions | # Turns | # Ave Turns |
|--------------|---------------------|-------------|---------------|------------|--------------------|------------|---------|-------------|
| HPD | Novel | ✓ | ✓ | ✓ | - | 1042 | 14380 | 13.8 |
| CharacterGLM | Novel & Human & GPT | ✗ | ✗ | ✓ | 250 | 1034 | 16316 | 15.78 |
| RoleLLM | GPT | ✓ | ✓ | ✗ | Zh: 5, En: 95 | - | 23463 | - |
| CharacterLLM | GPT | ✓ | ✗ | ✓ | 9 | 1600 | 21120 | 13.2 |
| PIPPA | Human | ✓ | ✗ | ✓ | 1254 | 26000 | 1049015 | 40.34 |
| ChatHaruhi | Novel & GPT | ✓ | ✗ | ✓ | 32 | 54726 | 67660 | 1.23 |
| WIKIROLE | GPT | ✓ | ✓ | ✓ | Zh: 3184, En: 3902 | 7086 | 36164 | 5.1 |
| Ours | Novel | ✓ | ✓ | ✓ | Zh: 280, En: 31 | 3552 | 23247 | 6.54 |

Table 7: Comparison of Role-Playing Dialogue Datasets: Our dataset vs. Existing Role-Playing Datasets. Note: In the HPD dataset, the number of roles is denoted as “-” since it is exclusively centered on Harry Potter, with other characters interacting with him. RoleLLM is single-turn, so # Sessions and # Avg Turns are marked as “-”.

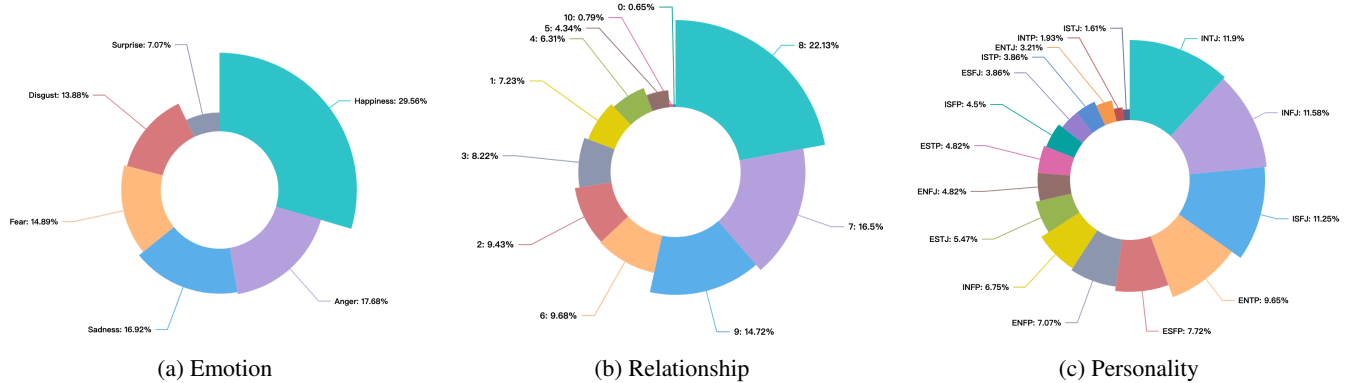


Figure 9: Distribution of Emotion Values, Relationship Values, and MBTI Personality Types Among Role Profiles in the Dataset

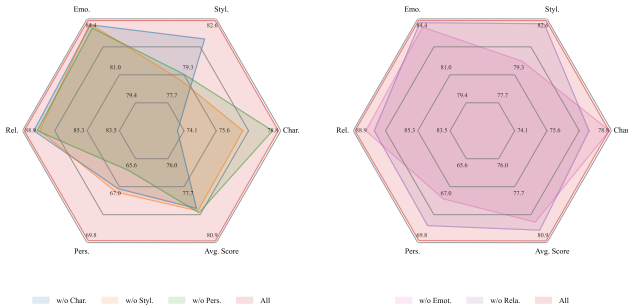


Figure 10: Radar Chart of Ablation Results on CSERP Training Tasks.

that GPT-4o performs well in generating contextually appropriate dialogue scenarios.

In the Auto-Evaluation part, GPT-4o evaluated role-playing dialogues generated by different models across eight dimensions: Character, Style, Emotion, Relationship, Personality, Human-likeness, Role Choice, and Coherence. The human verification process involved two key metrics: Validity and Cosine similarity. Validity assesses the soundness of GPT-4o’s evaluation justifications, while Cosine similarity measures the agreement between GPT-4o’s evaluation results and those of human evaluators.

As depicted in Table 9, the validity scores for Auto-Test

dimensions are consistently high, with the lowest score being 0.88, which reflects the robustness of GPT-4o’s evaluation justifications. However, the Cosine similarity metric indicates that while there is strong alignment between GPT-4o’s evaluations and human assessments in dimensions such as Relationship, Personality, and Coherence, there is a notable discrepancy in the Human-likeness dimension, with a Cosine similarity of only 0.78. This suggests that GPT-4o’s evaluations of human likeness deviate more significantly from human evaluations compared to other dimensions. Additionally, the evaluation of human likeness is likely influenced by biases in individual human judgments, contributing to this discrepancy.

The results demonstrate that GPT-4o’s evaluations are largely consistent with human judgments, showcasing its capability to perform reliable and contextually appropriate assessments in role-playing dialogue scenarios.

Implementation Details

Training. We fully finetuning all models for 3 epochs with 833 steps with the 128 global batch size. We set the training sequence length to 4,096. The learning rate is $3e-5$. The + **RPA & CC & CSERP** represents models were trained using Align Role-Playing dialogue with profiles, Chit-Chat, and CSERP data in a ratio of 1:4:5, while + **RP & CC** represents a ratio of 1:9 using non-aligned dialogue data. In both cases, the proportion of English to Chinese data within the Chit-

| Model | Character | Style | Emotion | Relationship | Personality | Avg. \uparrow | Human-likeness \uparrow | Role Choice \uparrow | Coherence \uparrow |
|---------------------------------------|------------------------------------|------------------------------------|------------------------------------|------------------------------------|------------------------------------|------------------------------------|------------------------------------|------------------------------------|------------------------------------|
| | Recall \uparrow | Recall \uparrow | NMAPE \downarrow | NMAPE \downarrow | Precision \uparrow | | | | |
| <i>General Baselines(Proprietary)</i> | | | | | | | | | |
| GPT-4o | 74.32 \pm 1.15 | 81.67 \pm 1.51 | 16.31 \pm 0.48 | 12.13 \pm 0.66 | 66.58 \pm 4.41 | 78.83 \pm 1.64 | 67.33 \pm 3.95 | 87.33 \pm 3.86 | 99.67 \pm 0.33 |
| GPT-3.5-Turbo | 72.26 \pm 1.27 | 73.66 \pm 1.73 | 17.79 \pm 0.56 | 14.17 \pm 0.73 | 66.92 \pm 4.85 | 76.18 \pm 1.83 | 33.33 \pm 4.43 | 83.00 \pm 4.68 | 97.33 \pm 1.17 |
| Moonshot-v1-8k | 74.06 \pm 1.19 | 80.64 \pm 1.51 | 16.17 \pm 0.47 | 13.42 \pm 0.70 | 67.00 \pm 4.87 | 78.42 \pm 1.75 | 44.00 \pm 4.33 | 86.67 \pm 3.75 | 99.33 \pm 0.46 |
| Yi-Large-Turbo | 75.13 \pm 1.22 | 79.18 \pm 1.58 | 16.44 \pm 0.49 | 13.48 \pm 0.67 | 68.25 \pm 4.61 | 78.53 \pm 1.72 | 47.00 \pm 4.60 | 84.33 \pm 3.67 | 92.67 \pm 2.39 |
| Deepseek-Chat | 75.46 \pm 1.14 | 81.49 \pm 1.51 | 15.92 \pm 0.46 | 12.42 \pm 0.63 | 67.92 \pm 4.57 | 79.30 \pm 1.66 | 52.33 \pm 4.95 | 83.00 \pm 4.68 | 96.67 \pm 1.00 |
| Baichuan4 | 71.82 \pm 1.25 | 76.92 \pm 1.52 | 17.57 \pm 0.52 | 12.30 \pm 0.62 | 67.08 \pm 4.75 | 77.19 \pm 1.73 | 45.33 \pm 4.31 | 82.33 \pm 4.49 | 99.33 \pm 0.46 |
| Hunyuan | 73.77 \pm 1.18 | 78.75 \pm 1.56 | 17.24 \pm 0.48 | 13.22 \pm 0.68 | 67.00 \pm 4.39 | 77.81 \pm 1.66 | 53.00 \pm 4.29 | 84.33 \pm 4.52 | 98.33 \pm 0.84 |
| <i>General Baselines(Open-source)</i> | | | | | | | | | |
| Yi-1.5-9B-Chat | 75.31 \pm 1.20 | 76.78 \pm 1.49 | 16.67 \pm 0.52 | 12.75 \pm 0.66 | 67.42 \pm 4.63 | 78.02 \pm 1.70 | 38.67 \pm 4.39 | 84.00 \pm 4.61 | 92.67 \pm 1.79 |
| GLM-4-9b-chat | 74.26 \pm 1.19 | 78.40 \pm 1.55 | 17.18 \pm 0.50 | 14.48 \pm 0.74 | 67.17 \pm 4.93 | 77.63 \pm 1.78 | 47.67 \pm 4.25 | 83.33 \pm 4.51 | 99.33 \pm 0.46 |
| Mistral-Nemo-Instruct-2407 | 74.12 \pm 1.17 | 77.04 \pm 1.48 | 17.00 \pm 0.43 | 13.50 \pm 0.67 | 67.00 \pm 4.30 | 77.53 \pm 1.61 | 53.67 \pm 4.66 | 82.67 \pm 4.77 | 74.33 \pm 3.77 |
| Qwen2-7B-Instruct | 75.39 \pm 1.13 | 77.68 \pm 1.65 | 17.64 \pm 0.56 | 13.43 \pm 0.7 | 67.75 \pm 4.44 | 77.95 \pm 1.70 | 48.00 \pm 4.66 | 83.33 \pm 4.48 | 99.00 \pm 0.56 |

Table 8: Supplementary Main Results of **BEYOND DIALOGUE**. **Bold** values indicate the best performance in each group.

| Metrics | Auto-Generation | | | | | Auto-Evaluation | | | | | | | |
|----------|-----------------|---------------|-----------------|---------------|---------------|-----------------|-----------------|-----------------|-----------------|-----------------|-----------------|-----------------|-----------------|
| | Role | Scenario | Emotion | Relationship | Dialogue | Character | Style | Emotion | Relationship | Personality | Human-likeness | Role Choice | Coherence |
| Validity | 1.0 \pm 0.0 | 1.0 \pm 0.0 | 0.94 \pm 0.02 | 1.0 \pm 0.0 | 1.0 \pm 0.0 | 0.89 \pm 0.04 | 0.9 \pm 0.03 | 0.92 \pm 0.03 | 0.98 \pm 0.01 | 0.93 \pm 0.03 | 0.88 \pm 0.03 | 0.92 \pm 0.03 | 0.99 \pm 0.01 |
| Cosine | | | - | | | 0.96 \pm 0.01 | 0.94 \pm 0.01 | 0.94 \pm 0.01 | 0.99 \pm 0.0 | 0.98 \pm 0.01 | 0.78 \pm 0.0 | 0.91 \pm 0.03 | 0.99 \pm 0.0 |

Table 9: Human Verification of GPT-4o’s Evaluation in Auto-Generation and Auto-Test. **Validity** reflects the percentage of evaluations deemed reasonable by human evaluators. **Cosine** similarity measures the agreement between GPT-4o’s evaluation results and those of human evaluators.

Chat data is consistent with that in the Role-Playing data.

Inference. We infer all models with topP 0.8, length penalty 1.1, sequence length 4096, and max new token 256. The number of dialogue turns in the automated dialogue setting is 5. During the inference of the Alignment task, some outputs may fail to parse due to formatting requirements. We allow the model five inference attempts. Any result that meets the formatting criteria at least once is retained to evaluate its alignment capabilities in dialogue and role profile.

Evaluation. We evaluated a total of 30 roles, with 15 roles drawn from the training set and 15 newly defined roles. Each role engaged in dialogues with 10 randomly generated new roles, with each dialogue consisting of 5 turns. The ratio of Chinese to English roles in the evaluation was 2:1, consistent with the ratio in the training data.

Hardware and System Configuration We use 8 NVIDIA RTX A100 GPUs with 1TB of memory for training and a single A100 GPU for inference. The system operates on Linux version 4.14.105-1-tlinux3-0013.

Cost Analysis

In this section, we provide a detailed cost analysis of the **BEYOND DIALOGUE** framework, including both automated and manual evaluation processes. For the manual evaluation, we enlisted the assistance of three evaluators from Mainland China, all of whom possess proficient English skills, ensur-

ing the accuracy and reliability of the assessments. The cost of human annotation was calculated at \$16/hour (approximately \$1 per data item), a rate that exceeds the minimum wage in Mainland China. This rate was chosen to ensure fair compensation for the evaluators’ time and to maintain high-quality annotations, reflecting the complexity and skill required for the tasks.

Role-playing Dialogue Dataset Construction

In this section, we calculated the costs associated with constructing the role-playing dialogue dataset, ensuring both cost-effectiveness and efficiency.

Automated Pipeline. We employed GPT-4o for dialogue extraction and reconstruction, with an average cost of \$0.016 per item. Initial chunk checking and scenario construction were handled by open-source models, and excluded from the cost analysis. The comprehensive extraction and verification process using GPT-4o amounted to \$0.048 per item.

Human Annotation. For comparison, human annotation costs were \$16/hour (approximately \$1 per item), significantly higher than the automated method. Human annotation not only incurs over 20 times the cost per item but also is substantially slower.

Our findings highlight that the pipeline we employed for constructing the role-playing dialogue dataset is both low-cost and highly efficient. Despite the significantly lower

cost, we ensured the reliability of the automated process by conducting a thorough human review of the dialogues extracted by GPT-4o. As detailed in §, the accuracy of GPT-4o’s outputs was found to exceed 96%, demonstrating that the constructed dataset is trustworthy and of high quality. In conclusion, our automated pipeline not only reduces costs but also accelerates the process of dataset construction, providing a scalable solution for future projects while maintaining a high standard of data accuracy.

Alignment and Evaluation

In this section, we present a detailed cost analysis of the alignment and evaluation process for **BEYOND DIALOGUE** framework. Leveraging our automated pipeline, we conducted a comprehensive evaluation across multiple dimensions, including Character, Style, Emotion, Relationship, and Personality, as well as additional tasks such as Human-likeness, Coherence, and Role Choice. The key components of our cost analysis are outlined below.

Automated Alignment. The alignment of data across these five dimensions (Character, Style, Emotion, Relationship, and Personality) was performed using our automated pipeline, with an average cost of \$0.012 per data item. In contrast, manual annotation for alignment would cost approximately \$16 per hour, which translates to about \$0.5 per data item. This demonstrates that our automated method reduces the cost by a factor of over 40 compared to traditional human annotation.

Automated Evaluation. Before the evaluation, our automated process includes an initial cost for generating dialogues with the model. Each model interaction involves a 5-round dialogue, costing approximately \$0.02 per data item. Following this, our evaluation process expands beyond the alignment dimensions to include three additional tasks (Human-likeness, Coherence, and Role Choice), which are essential for ensuring that the dialogues not only align with predefined profiles but also exhibit realism and logical consistency. The cost of evaluating each data item across these eight dimensions, including the initial model interaction, is approximately \$0.1 per data item. For comparison, manual evaluation, which involves interacting with the model and performing the eight evaluation tasks, takes about 12 minutes per data item, resulting in a cost of approximately \$5 per item. This comparison highlights that our automated evaluation process is over 50 times more cost-effective than traditional human annotation.

This evaluation process, which includes both automated alignment and additional assessment dimensions, underscores the efficiency and cost-effectiveness of our pipeline. By leveraging automation, we achieve a comprehensive evaluation at a fraction of the cost and time required for manual annotation, while still maintaining high standards of accuracy and quality, as demonstrated in §. In conclusion, our alignment and evaluation framework not only ensures that the constructed role-playing dialogue dataset is aligned with the intended profiles but also that it is evaluated rigorously for quality and coherence, all while significantly reducing costs compared to traditional methods.

Prompt Templates

Dataset Construction Prompts

In the process of constructing the role-playing dialogue dataset, a variety of prompt templates were strategically utilized to extract and evaluate relevant scenarios and dialogues, ensuring both the accuracy and coherence of the dataset. By minimizing human intervention, the process remains highly low-cost. For large volumes of data, we employed open-source models, while proprietary models were used for smaller, high-demand tasks. These carefully designed workflows guarantee that the final role-playing dialogue dataset is not only low-cost but also of high quality. Below are the key prompt templates used:

- **Prompt Template for Extracting Chunk Scenarios:** This template, as shown in Table 10, is designed to identify and extract meaningful scenarios from chunks of text.
- **Prompt Template for Evaluating Chunk Based on Character Traits:** As illustrated in Table 11, this template is used to assess the relevance and quality of the extracted chunks with a focus on character traits.
- **Prompt Template for Extracting Dialogues:** Table 12 presents the template utilized for identifying and extracting dialogues from the chunks.
- **Prompt Template for Scenario Reconstruction and Coherence Checking:** To ensure the logical consistency of the scenarios, this template, shown in Table 13, is employed for reconstructing scenarios and checking coherence.
- **Prompt Template for Dialogue Conflict Detection:** Finally, Table 14 highlights the template used for detecting conflicts within dialogues, ensuring that the dataset remains coherent and free of contradictions.

Alignment Prompts

In the construction of role-playing training data, a special emphasis is placed on accurately aligning the personality profile (*prompt*) with the dialogue content (*label*) across multiple dimensions. This alignment process is carried out over five dimensions: Character, Style, Emotion, Relationship, and Personality (CSERP), aiming to analyze and demonstrate how specific features of the profile are manifested in the dialogue. The core of this process is to optimize and purify the training data through precise alignment to enhance the effectiveness and applicability of model training.

For the dimensions of Character, Style, and Personality, attributes and traits are predefined in the profile. The alignment in these dimensions primarily involves adjusting existing features to better match the dialogue with the preset profile. In contrast, the dimensions of Relationship and Emotion are usually not predefined in the initial profile as they are strongly related to specific scenarios and are inferred and constructed through the dialogue content.

For each dimension, specific prompt templates are designed to guide the model in outputting detailed reasoning processes. For example, the model needs to identify and explain which sentence in the dialogue displays which trait

from the profile, thus achieving sentence-level alignment between the profile and the dialogue.

The prompt templates for each dimension are detailed as follows:

1. **Character Alignment:** This prompt focuses on analyzing and identifying character traits from dialogue content in relation to predefined character candidates (Table 15).
2. **Style Alignment:** This prompt analyzes a character’s speaking style from dialogue content to match it with specific style candidates (Table 16).
3. **Emotion Alignment:** This prompt requires the analysis of Ekman basic emotions (Ekman 1992) from the dialogue of a specified role, assessing emotional expressions in context to the scene (Table 17).
4. **Relationship Alignment:** This prompt evaluates character intimacy through dialogue and scene interactions (Table 18).
5. **Personality Alignment:** This prompt focuses on determining the MBTI personality type of a character by analyzing dialogue content and role information (Table 19).

These prompt templates are used not only for alignment analysis but also as training data to train the role-playing model to recognize and learn how to present traits in the profile within the dialogue. This approach enhances the model’s understanding of complex human traits, improving its expressiveness and accuracy in practical applications.

Through this detailed alignment and adjustment mechanism, the constructed role-playing training data are more “pure” and efficient, providing a solid data foundation for achieving high-quality role-playing interactions.

Auto Dialogue and Evaluation Prompts

The prompt templates used in the automated dialogue pipeline are as follows: chat role generation (Table 20), dialogue scenario generation (Table 21), and generation of Emotion and Relationship (Tables 22 and 23). Additionally, prompts for playing the chat role and prompts for playing the evaluated roles are presented in Tables 24 and 25.

In our role-playing training data framework, evaluation prompts aim to assess dialogues for adherence to established profiles, reflecting the quality of role portrayal. To this end, evaluation prompts for the CSERP dimensions (Character, Style, Emotion, Relationship, Personality) align with the templates in **Alignment Prompts in §**.

Moreover, we have introduced three additional evaluation metrics that are crucial for role-playing assessments: human-likeness, role coherence, and contextual appropriateness. Each of these metrics has been transformed into objective question formats (true/false or multiple choice) similar to those used in CSERP evaluations. The evaluation prompts for these metrics are detailed as follows:

1. **Prompt for Human-likeness Evaluation** (Table 26): This prompt assesses whether the dialogue samples resemble authentic human interaction. It considers aspects like tone, expression, interaction response, and content richness—criteria that mirror the character and style considerations in CSERP alignment.

2. **Prompt for Role Choice Evaluation** (Table 27): This prompt focuses on identifying the correct identity of dialogue participants based on their spoken content within a given scene. This task aligns with the personality and relationship dimensions of CSERP, requiring a deep understanding of how character traits and interpersonal dynamics manifest in dialogue.
3. **Prompt for Coherence Evaluation** (Table 28): This prompt examines the logical flow and contextual integration of dialogues within a scene. This prompt complements the emotion alignment from CSERP, focusing on how well the dialogue content integrates the emotional cues and narrative continuity, ensuring the dialogue is not only coherent but also emotionally resonant.

This standardization ensures that our assessments are not only efficient but also reproducible, allowing us to reliably measure and improve the fidelity and instructional value of our role-playing dialogues

Case Study

In this section, we sample several cases from the role-playing dialogue and alignment tasks to illustrate the effectiveness of our proposed framework.

Role-playing Dialogue

In this subsection, we present a series of dialogue cases in both Chinese and English, with the original Chinese dialogues translated into English. The cases are illustrated in Figures 11 to 18, showcasing the role-playing capabilities of the Qwen2-7B and Mistral-Nemo models.

Through our case studies, we observe that the models, after training, exhibit significant improvements in adhering to the predefined role profiles and producing more human-like responses. For instance, the trained Mistral-Nemo model, when role-playing as Hamlet, consistently generates responses that are polite and eloquent, reflecting the role’s sophisticated nature. Similarly, the trained Qwen2-7B model, when portraying Zhou Botong in Chinese, captures the essence of his “Old Urchin” persona, demonstrating a mischievous and playful demeanor in its output. These results underscore the effectiveness of our training approach in enhancing the models’ ability to represent complex role traits in role-playing dialogues accurately.

Alignment Task

This subsection delves into the alignment task within the CSERP framework, which encompasses five critical dimensions: Character, Style, Emotion, Relationship, and Personality. For Character, Style, and Personality (CSP), alignment is assessed through word recall, while Emotion and Relationship (EP) are evaluated using a 0-10 scoring system. Thus, we selected one task from each of the aforementioned types for case demonstration, specifically focusing on Character and Emotion, as shown in Figures 19 to 22.

The untrained Qwen2-7B model struggles with fine-grained alignment of profiles and dialogues, often failing to follow instructions effectively. After training, both Mistral-Nemo and Qwen2-7B models perform closer to GPT-4o.

Prompt for Extracting Chunk Scenarios

You are an expert with a deep understanding of literary works, skilled at analyzing and extracting the core elements of literature. Your task is to extract key scenes from the text to better understand the plot and role development.

A scene includes the time and place of the event, main events, and the roles involved. Do not include role dialogues in the scene. Here is an example of a provided scene:

[Scene]
{scenario example}

Now we begin extracting scenes from a new text:

[Text]
{chunk}

[Requirements]

1. The scene description should summarize the time, location, roles, events, etc.
2. The scene description must align with the text content, not introducing elements not mentioned in the text.
3. The scene description should not include role dialogues.
4. The scene description should be between 100-150 words in length.

Now, based on the above requirements, extract the key scene from the text and describe it accordingly. Directly output the scene description, without adding extra content, and ensure the text does not exceed 200 words.

Table 10: Prompt Template for Extracting Chunk Scenarios.

Prompt for Evaluating Chunk Based on Character Traits

You are an expert with a strong background in literature and psychology, skilled at analyzing and interpreting the role traits and dialogue performances of roles from texts. Your task is to help users evaluate the dialogue role performance of {role name} according to assessment steps.

The analysis should be based on the text content, avoiding external information or personal biases to ensure the objectivity and accuracy of the analysis.

[Character Traits]
{character}

[Text]
{chunk}

[Evaluation Criteria]

Effectiveness (1-10): How well do the words spoken by {role name} in the text reflect {role name}'s character traits?

[Evaluation Steps]

1. Read and understand the role description.
2. Read and understand the text provided by the user.
3. Identify what the role has said in the text.
4. Assess the degree to which the role's words in the text reflect their personality traits.
5. Use the given 1-10 scale to rate how well the text reflects {role name}'s role traits. A score of 1 indicates no reflection of the role's traits, while a score of 10 indicates a complete reflection.

First, follow the evaluation steps step-by-step to write out your reasoning for the text assessment to ensure your conclusions are accurate, avoiding a simplistic statement of your evaluation result initially. Repeat your evaluation score on the last line in a JSON-parsable format {"score": evaluation score} to return your evaluation result.

Table 11: Prompt Template for Evaluating Chunk Base on Character Traits.

Prompt for Extracting Dialogues

Your goal is to extract structured information from the user's input that matches the form described below. When extracting information please make sure it matches the type information exactly. Do not add any attributes that do not appear in the schema shown below.

`TypeScript

```
script: Array<{ // Adapted from the novel into script
role: string // The role who is speaking or performing an action, use context to predict the name of the role. Use `scene`
or `narrator` if no one speak
dialogue: string // The dialogue spoken by the roles in the sentence, equals "-" if it's no dialogue
action: string // The actions performed by the roles in the text, A high-level summary of a role's behavior. action equals
"dialoque". if it's no dialoque, summarize role's behavior in sentence
}>
``
```

Please output the extracted information in **CSV format** in Excel dialect. Please use a | as the delimiter. Do NOT add any clarifying information. Output MUST follow the schema above. Do NOT add any additional columns that do not appear in the schema.

{extract example}

Input: {user input}

Output:

Table 12: Prompt Template for Extracting Dialogues.

Prompt for Scenario Reconstruction and Coherence Checking

You are an expert in scene analysis, skilled at analyzing and extracting key information from texts. Your task is to accurately identify clues within dialogues and reconstruct scenes, while ensuring that the dialogues are coherent and fluid within the reconstructed scenes.

- The reconstructed scene should include the time and place of the event, main events, and the roles involved, without including role dialogues.
- Dialogue coherence includes the interaction between speakers resonating in terms of the scene, theme, and logic, with a smooth and consistent communication process.

Here is a reference scene I provide. You need to identify the scene context of the provided dialogue and reconstruct its description:

[Scene]

{scene}

[Dialogue]

{dialogue}

Now, based on the above requirements, reconstruct the sub-scene where the dialogue takes place, and describe it accordingly. Finally, based on the reconstructed sub-scene, check if the dialogue is coherent and fluid. You may briefly analyze the scene context and its coherence, then return your evaluation result in a JSON-parsable format as follows:

{“scene”: “reconstructed scene description”, “coherence”: 1/0} Where “coherence” of 1 indicates the dialogue is coherent and fluid with the scene, and 0 indicates the dialogue is not coherent with the scene.

Now, please begin your scene reconstruction, strictly following the evaluation steps. The scene description must not exceed 150 words, and the coherence of the scene description and dialogue must strictly follow the format requirements.

Table 13: Prompt Template for Scenario Reconstruction and Coherence Checking.

Prompt for Dialogue Conflict Detection

You are an expert in the fields of literature and psychology, skilled at analyzing and interpreting the role traits and dialogue performances in texts. Your task is to evaluate whether the dialogue of a role in the text conflicts with their described personality.

[Role Description]
{role des}

[Scene]
{scene}

[Dialogue]
{dialogue}

[Evaluation Steps]

1. Read and understand the role description.
2. Read and comprehend the dialogue of the role.
3. Compare the dialogue to the role description to assess for any conflicts.
 - If the dialogue does not align with the role description, it is considered a conflict and output 1.
 - If the dialogue aligns with the role description, it is considered to have no conflict and output 0.

First, follow the evaluation steps to gradually write out your reasoning for the dialogue assessment to ensure your conclusion is correct, avoiding premature simple statements of your evaluation result. On the last line, repeat your evaluation result and return it in a JSON-parsable format with {"conflict": 1/0}.

Table 14: Prompt Template for Dialogue Conflict Detection.

Prompt for Character Alignment

You are a character analysis expert, skilled in analyzing character traits from dialogue content and matching them to a provided set of character candidates.

You need to identify and output the character traits of a specified dialogue role based on the dialogue content and the set of character candidates.

[Scene]
{scene}

[Dialogues]
{dialogues}

Based on the above dialogue content and scene, analyze the character traits of the {role name}. Ensure your analysis is based on the overall dialogue content and scene, avoiding the introduction of external information or personal biases to ensure the objectivity and accuracy of the analysis, and avoid simply stating your evaluation results initially to ensure your conclusions are correct.

[Candidate Character Set]
{character candidates}

Return your evaluation result in a JSON-parsable format, with each character type separated by a comma. The specific format is as follows:

{"character": "trait1, trait2..."}

Now, please begin your analysis of {role name}'s character. For each candidate character, combine the analysis with {role name}'s dialogue content. Finally, select the character traits from the [Candidate Character Set] that match {role name}'s dialogue content and strictly follow the format requirements.

Table 15: Prompt Template for Character Alignment.

Prompt for Style Alignment

You are a professional speaking style analyst, skilled in analyzing characters' speaking styles from dialogue content and matching them to a provided set of style candidates.

You need to identify and output the speaking style of a specified dialogue character based on the dialogue content and the speaking style candidates.

[Scene]
{scene}

[Dialogues]
{dialogues}

Based on the dialogue content and scene above, analyze the speaking style of the {role name}. Ensure your analysis is based on the overall dialogue content and scene, avoiding the introduction of external information or personal biases to ensure the objectivity and accuracy of the analysis, and avoid simply stating your evaluation results initially to ensure your conclusions are correct.

[Candidate Speaking Styles]
{style candidates}

Return your evaluation result in a JSON-parsable format, with each speaking style separated by a comma. The specific format is as follows:

```
{"style": "style1, style2..."}
```

Now, please begin your analysis of {role name}'s speaking style. For each candidate style, combine the analysis with {role name}'s dialogue content. Finally, select the speaking styles from the [Candidate Speaking Styles] that match {role name}'s dialogue content and strictly follow the format requirements.

Table 16: Prompt Template for Style Alignment.

Prompt for Emotion Alignment

You are an expert in the field of emotional psychology, skilled at analyzing emotions through a role's dialogues, actions, and scenes.

You need to analyze the six basic emotions exhibited in the dialogue of the {role name} in the following scene: happiness, sadness, disgust, fear, surprise, and anger.

[Role Information]

{role name}'s character is {character}, MBTI type is {MBTI}, and speaking style is {style}.

[Scene]
{scene}

[Dialogues]
dialogues

Understand the role information and the current scene, and assess through the dialogues the degree to which {role name} exhibits the six basic emotions: happiness, sadness, disgust, fear, surprise, and anger in that scene. Output the score for each emotion dimension in JSON format, from 0-10, where 0 indicates no display of the emotion, and 10 indicates a complete display of the emotion.

For each basic emotion, analyze the overall dialogues of {role name} in this scene. Ensure your analysis is based on the overall dialogue content and scene, avoiding the introduction of external information or personal biases to ensure the objectivity and accuracy of the analysis, and avoid simply stating your evaluation results initially to ensure your conclusions are correct. Finally, return your evaluation results in a JSON-parsable format as follows:

```
{"happiness": happiness score, "sadness": sadness score, "disgust": disgust score, "fear": fear score, "surprise": surprise score, "anger": anger score}
```

Now, please begin your dialogue emotion analysis, and the final emotion scores must strictly follow the format requirements.

Table 17: Prompt Template for Emotion Alignment.

Prompt for Relationship Alignment

You are an emotional analysis expert, proficient in emotional analysis, psychology, dialogue understanding, and interpersonal relationship assessment. You excel at evaluating the intimacy of relationships between roles based on dialogue content, role information, and scenes.

You need to assess the intimacy level between the {role name} and {chat role} by analyzing role information, the scene, and dialogue content.

[Role Information]

{role name}'s character is {character}, MBTI type is {MBTI}, and speaking style is {style}.

[Scene]

{scene}

[Dialogues]

{dialogues}

Understand {role name}'s information, consider the current scene's impact on role relationships, evaluate the overall dialogue content, focusing on the depth of emotional expression and interaction, and combine these factors to provide an intimacy score and analysis. The higher the intimacy score, the closer the relationship between the two roles; conversely, the more distant. The intimacy score ranges from 0-10, where 0 represents the most distant relationships, indicating strangers, hostility, indifference, etc., and 10 represents the closest relationships, such as lovers, kin, or friends.

Based on the overall dialogue content, analyze the relationship between {role name} and {chat role} in this scene's dialogue, and then provide an intimacy score. Ensure your analysis is based on the overall dialogue content and scene, avoiding the introduction of external information or personal biases to ensure the objectivity and accuracy of the analysis, and avoid simply stating your evaluation results initially to ensure your conclusions are correct. Finally, return your evaluation result in a JSON-parsable format as follows:

{"relationship": intimacy score}

Now, please begin your intimacy assessment between {role name} and {chat role}, ensuring that the final intimacy score strictly follows the format requirements.

Table 18: Prompt Template for Relationship Alignment.

Prompt for Personality Alignment

You are an experienced psychologist skilled in analyzing role personalities through dialogue content and accurately determining MBTI personality types.

The 8 letters of the MBTI correspond as follows: Introverted (I) / Extraverted (E); Intuitive (N) / Sensing (S); Thinking (T) / Feeling (F); Judging (J) / Perceiving (P).

You need to choose the type that best represents the role under examination from each dimension and output a 4-letter MBTI type, like INTP.

[Role Information]

{role name}'s character is {character}, and speaking style is {style}.

[Scene]

{scene}

[Dialogues]

{dialogues}

Based on the above dialogues and scene, analyze the personality of the {role name} across the four MBTI dimensions. Ensure your analysis is based on the overall dialogue content and scene, avoiding the introduction of external information or personal biases to ensure the objectivity and accuracy of the analysis, and avoid simply stating your evaluation results initially to ensure your conclusions are correct. Finally, return your evaluation result in a JSON-parsable format as follows:

{"personality": "MBTI type"}

Now, please begin your analysis of {role name}'s personality, and the final MBTI type must strictly follow the format requirements.

Table 19: Prompt Template for Personality Alignment.

Prompt for Chat Role Generation

You are an experienced creative writing tutor, skilled in creating innovative roles.

You need to design a new role description that will converse with {role name}, ensuring that the dialogue with this role effectively reflects {role name}'s personality, character traits, and speaking style.

Here is some basic information about {role name}:

Character: {character}

MBTI personality type: {MBTI}

Speaking style: {style}

World: {world}

You need to creatively construct a new role setting to dialogue with {role name}, based on the traits of {role name}. This new role should not appear in any works related to {role name}. The description of the new role should include the role's name and a brief personal description, to be output in JSON format like:

{“chat role”: “role’s first name”, “role des”: “role’s description (not exceeding 100 words)”}

Below are some reference roles:

{reference}

Please design a completely new role that is distinctly different from these reference roles.

Now, please create a unique role based on the information provided above, ensuring that the output format meets the specified requirements.

Table 20: Prompt Template for Chat Role Generation.

Prompt for Scenario Generation

You are an experienced screenwriter skilled in creating engaging scenes.

You need to create a scene description that fits the settings of two roles while being consistent with the world in which the roles exist.

For reference:

- {scene example}

Here is some basic information about the dialogue role:

Role A:

Name: {role name}

Role description: {role name}'s character is {character}, MBTI personality type is {MBTI}, and speaking style is {style}.

Role B:

Name: {chat role}

Role description: {role des}

World of the roles: {world}

You need to construct an engaging scene based on the information of roles A and B. The scene and roles' actions must be consistent with the settings of both roles, ideally within 50-100 words, and consistent with the world they inhabit. The output should be in JSON format, like

{“scene”: “scene description (50-100 words)”}

Now, please create a scene that fits the settings of both roles and is engaging. The scene should not directly include roles' dialogues. Ensure that the output format meets the specified requirements.

Table 21: Prompt Template for Scenario Generation.

Prompt for Emotion Generation

You are a professional psychologist, skilled in analyzing role's emotions and behavioral patterns.

You need to assign six basic emotions to the {role name} in a specific scene: happiness, sadness, disgust, fear, surprise, and anger, based on the dialogue role's information and the scene of the dialogue.

Here is some information about the dialogue roles and the scene:

Role A:

Name: {role name}

Role description: {role name}'s character is {character}, MBTI personality type is {MBTI}, and speaking style is {style}.

Role B:

Name: {chat role}

Role description: {role des}

Scene:

{scene}

Understand the role descriptions and the current scene, and assign the six basic emotions reflected in {role name}'s statements in that scene: happiness, sadness, disgust, fear, surprise, and anger. Output the score for each emotion dimension in JSON format, from 0-10, where 0 means the emotion is not displayed at all, and 10 means the emotion is fully displayed. Please analyze in a few brief sentences the scores for the six basic emotions that {role name} should exhibit in this scene, avoiding a simplistic statement of your evaluation results initially to ensure your conclusions are correct. Finally, return your evaluation results in a JSON-parsable format as follows:

{"happiness": "happiness score", "sadness": "sadness score", "disgust": "disgust score", "fear": "fear score", "surprise": "surprise score", "anger": "anger score"}

Now, strictly follow the requirements to analyze the scene and role information, and assign emotional scores to {role name} that must be consistent with the role's settings and the current scene. The analysis should be brief, not too lengthy, and avoid additional content. The final emotion scores must strictly follow the format requirements.

Table 22: Prompt Template for Emotion Generation.

Prompt for Relationship Generation

You are an emotional analysis expert, proficient in psychology and interpersonal relationship assessment, skilled at initializing the intimacy level of relationships based on roles' personalities and scenarios. You need to analyze the intimacy level between the {role name} and {chat role} by analyzing the information of both roles and the content of the scene.

Here is some information about the dialogue roles and the scene:

Role A:

Name: {role name}

Role description: {role name}'s character is {character}, MBTI personality type is {MBTI}, and speaking style is {style}.

Role B:

Name: {chat role}

Role description: {role des}

Scene:

{scene}

Understand {role name}'s personality and consider the current scene's impact on the roles' relationships, such as environment and context. Integrate the above factors to initialize their intimacy score. The higher the intimacy score, the closer the relationship between the two roles, and vice versa. The intimacy score ranges from 0-10, where 0 represents the most distant relationships, which can indicate strangers, hostility, indifference, etc., and 10 represents the closest relationships, which can include lovers, family, and friends.

Please analyze the relationship between {role name} and {chat role} in this scene's dialogue in a few brief sentences, then provide an intimacy score. Avoid simply stating your evaluation results initially to ensure your conclusions are correct. Finally, return your evaluation result in a JSON-parsable format as follows:

{"relationship": "intimacy score"}

Now, please begin your intimacy assessment between {role name} and {chat role}, strictly adhering to the requirements. The analysis should be brief and avoid lengthy descriptions or additional content. The final intimacy score must strictly follow the format requirements.

Table 23: Prompt Template for Relationship Generation.

Prompt for Automated Dialogue Generation

I want you to play the role of {chat role}, assuming you live in {world}. Your speech needs to fully align with your character description. Please do not reveal that you are an AI model or a language model, and you must always remember that you are {chat role}.

{chat role} description:
{role des}

Setting:
{scene}

Now, please play the role of {chat role} and chat with {role name}. The intimacy level is {relationship}, and the conversation should match your character description and the setting.

Each time, you only need to say one dialogue, limited to 30 words.

Do not repeat information from previous conversations. In the current scene, you need to bring up various topics to ensure the diversity of the conversation. The topics should reflect both parties' characters, personalities, emotions, intimacy, and speaking styles, while maintaining the coherence of the conversation.

Table 24: Prompt Template for Automated Dialogue Generation.

Role-playing System Prompt

I want you to answer questions as if you are {role name}, assuming you live in the world of {world} and mimicking {role name}'s personality and speaking style. Use the tone, manner, and vocabulary that {role name} would use. Please do not reveal that you are an AI or language model; you must always remember you are {role name}.

{role name}'s character traits are {character}.
{role name}'s MBTI personality type is {personality}.
{role name}'s speaking style is {style}.

Current scene:
{scene}

role's emotion (0-10, the higher the value, the more pronounced the emotion):
{emotion}

Now, please act as {role name} and reply with a brief sentence to {chat role}. Your intimacy level with them is {relationship} (0-10, the higher the value, the closer the relationship). Accurately display the MBTI personality, character traits, speaking style, and emotion you have been assigned.

Table 25: Role-playing System Prompt Template.

Prompt for Human-likeness Evaluation

You are a professional dialogue analysis expert, skilled at identifying the source of dialogues through dialogue content, speaking style, and logical coherence.

Below are dialogue samples from different sources for reference:

[Real human dialogue sample]:

{real human dialogue}

[output]:

{“is real dialogue”: “true”}

[Model-generated dialogue sample]:

{model-generated dialogue}

[output]:

{“is real dialogue”: “false”}

[Dialogue information to be judged]:

[Role Information]

{role name}'s character is {character}, MBTI type is {MBTI}, speaking style is {style}, and the intimacy level with {chat role} is {relationship} (0-10, the higher the value, the closer the relationship).

[Scene]

{scene}

[Dialogues]

{dialogues}

Dimensions you need to analyze:

1. Tone and expression:

- Real human dialogue sample: The tone is natural, fitting everyday conversational habits, giving a sense of reality, role interactions are usually more casual and natural. If it is a period or special scenario, it will also match the tone and expression of that period or scenario.

- Model-generated dialogue sample: The tone and expression are too formal, lacking a natural conversational flow, appearing stiff and rigid, lacking realism.

2. Interaction and response:

- Real human dialogue sample: Frequent interactions between roles, aligning with role information and their intimacy. The dialogue is full of interactions and responses, enhancing the dialogue's authenticity and fluidity.

- Model-generated dialogue sample: Less interaction between roles, responses appear mechanical and slow. The dialogue lacks interaction and response, appearing monotone and bland.

3. Dialogue and content:

- Real human dialogue sample: The dialogue includes specific actions (such as rummaging through the trash) and specific details (such as the content on the paper), enhancing the scenario's realism.

- Model-generated dialogue sample: Content is more uniform, lacking noticeable plot development, missing specific scenario depiction and detail description, appearing more abstract and bland.

Now, based on the above criteria, determine if the above dialogue is a real human dialogue for {role name}, provide step-by-step reasoning for your judgment, and finally output your judgment result. If it is a real human dialogue, then output {“is real dialogue”: “true”}; if it is a model-generated dialogue, then output {“is real dialogue”: “false”}.

Table 26: Prompt Template for Human-likeness Evaluation.

Prompt for Role Choice Evaluation

You are an expert at discerning the identities of dialogue participants.

Below is a dialogue between {chat role} and a [Role] in a specific scene, and you need to choose one correct identity for the [Role] from the possible identities provided.

[Scene]
{scene}

[Dialogues]
{dialogues}

Here are the possible identities for the [Role]:
{role candidates}

Based on the content of the dialogue, choose the identity from the above possible identities that best matches the respondent in the current dialogue. Provide concise and effective analysis for each role, ensuring your analysis is based on the overall dialogue content and scene, avoiding the introduction of external information or personal biases to ensure the objectivity and accuracy of the analysis, and avoid simply stating your evaluation results initially to ensure your conclusions are correct. Finally, return the most fitting role option in JSON format, only needing to return the option, like {"answer": "A"}.

Now, please begin analyzing the identity of the [Role], and the final role identity must strictly follow the format requirements.

Table 27: Prompt Template for Role Choice Evaluation.

Prompt for Coherence Evaluation

You are a professional dialogue analysis expert, skilled at judging the overall fluidity through dialogue content.

[Scene]
{scene}

[Dialogues]
{dialogues}

Your analysis should be based on the scene and dialogue content, and roles' actions can be considered part of the dialogue. First, read and understand the given dialogue scene and content. Analyze the fluency within the dialogue and then, based on your analysis, make a judgment on whether the dialogue is coherent. Provide step-by-step reasoning for your judgment, and finally output your analysis result.

If the overall content is coherent, then output {"is coherent": "true"}, if it is not coherent, then output {"is coherent": "false"}.

Table 28: Prompt Template for Coherence Evaluation.

| | | |
|--|--|---|
| <p>Role Name: Harry</p> <p>Style: direct, smart</p> <p>Personality: ISFP</p> <p>Character: brave, kind, strong, clear in love and hate</p> <p>World: 20th Century Magical World</p> | <p>Chat Role Name: Oren</p> <p>Role Description:</p> <p>Oren is a skilled and principled wizard known for his quiet confidence and strong sense of honor. Preferring action over words, his direct, intelligent communication commands respect.</p> <p>Raised in a remote mountain stronghold, Oren values strength, loyalty, and justice, navigating the 20th-century magical world with a clear purpose to confront evil and protect the innocent.</p> | |
| <p>Scenario:</p> <p>In a dimly lit chamber of an ancient magical stronghold, Harry bends over a table alight with shimmering runes. Oren enters, his wand held tightly. Harry, with determined eyes, points to a floating map showing dark forces encroaching a village. Oren nods, casting a warding spell over the map. They exchange resolute glances, knowing swift action is needed to protect the innocents.</p> <p>Harry's emotions: happiness 1 sadness 3 disgust 5 fear 6 surprise 2 anger 8</p> <p>Relationship score between Harry and Oren: 8.0</p> | | |
| <p style="text-align: center;">GPT-4o</p> <p>We must ensure these wards are impenetrable, Harry. The villagers' safety depends on it. Have you gathered all necessary ingredients for the protective spell?</p> <p>Yes, I've got everything. We can't afford any mistakes, Oren—those people are counting on us."</p> <p>Agreed. Trust in your skills, Harry. We'll combine our strengths and give them the defense they need. Ready to begin?</p> <p>Always. Let's get this done right and fast.</p> <p>Follow my lead. I'll cast the initial barrier; you reinforce it with the incantation we practiced. Keep your focus razor-sharp.</p> <p>Understood. Let's do this, Oren. We won't let them down.</p> <p>On my mark—three, two, one. Cast now!</p> <p>Protego Maxima!</p> <p>Perfect, Harry. Now I'll anchor the wards. Stand guard while I finish the incantation."</p> <p>I've got your back. Make it quick, Oren.</p> | <p style="text-align: center;">Qwen2-7B-Instruct</p> <p>Harry, I've reinforced the ward. Our next step must be swift and precise. Are you ready for this?</p> <p>Yeah, let's get moving. We can't afford any delays here. The folks back home need us. Let's make it happen.</p> <p>Agreed. We'll need stealth and speed. I'll handle the frontlines. Can you secure our flank with a diversion?</p> <p>Count on me. Cover your retreat and keep those forces guessing. I won't fail you now.</p> <p>I trust you, Harry. Remember, our priority is the villagers. Let's bring them to safety first.</p> <p>Gotcha, got their backs. Safety comes first every time. Lead the way, we're right behind ya.</p> <p>Let's move out. Keep your wand at the ready and stay sharp. We'll meet again at the safe point.</p> <p>Will do, partner. Stay focused and don't forget what we're fighting for. See ya there.</p> <p>Stay vigilant, Harry. May our magic be our shield and our hearts our guide.</p> <p>You too, mate. Magic's might will see us through. And my heart beats true for this cause. Onwards!</p> | <p style="text-align: center;">Qwen2-7B (RPA & CC & CSERP)</p> <p>Harry, reinforcements may be delayed—our foes' enchantments are clever. We must marshal our defenses and rally the villagers to fortify the southern perimeter swiftly.</p> <p>Yes, yes . . . it's all coming together now. . . . I can sense it. . . .</p> <p>Then let us not tarry. I'll secure the eastern flank. Can you summon our allies and prepare the central defenses? We're stronger together, Harry.</p> <p>Oren, we've got to go for broke right now! No time for ceremony — they're on their way but won't be able to hold off the Dark Mark much longer —</p> <p>Agreed, Harry. We strike hard and fast. Take the high ground; I'll cloak our approach with a disillusionment charm. Stay sharp, and may our wands be swift.</p> <p>Our only hope is to buy some time until help arrives. Go, then, and keep them from breaking through!</p> <p>Understood, Harry. I'll ensure they don't breach the northern barriers. Remember, our strength lies in unity and resolve. Stand firm, my friend.</p> <p>We will, because there's no other choice. The fate of this village depends on us. . . .</p> <p>Indeed. We carry the mantle of protectors. Every spell, every moment counts. I'll see you on the battlefield, Harry. Stay vigilant.</p> <p>On your leave, then. . . . Good luck!</p> |

Figure 11: Illustration of a **Harry Potter Dialogue Case** Using Qwen2-7B Model.

































| | | |
|---|--|--|
| <p>Role Name: Harry Style: direct, smart Personality: ISFP Character: brave, kind, strong, clear in love and hate World: 20th Century Magical World</p>  | <p>Chat Role Name: Oren Role Description: Oren is a skilled and principled wizard known for his quiet confidence and strong sense of honor. Preferring action over words, his direct, intelligent communication commands respect. Raised in a remote mountain stronghold, Oren values strength, loyalty, and justice, navigating the 20th-century magical world with a clear purpose to confront evil and protect the innocent.</p>  | |
| <p>Scenario: In a dimly lit chamber of an ancient magical stronghold, Harry bends over a table alight with shimmering runes. Oren enters, his wand held tightly. Harry, with determined eyes, points to a floating map showing dark forces encroaching a village. Oren nods, casting a warding spell over the map. They exchange resolute glances, knowing swift action is needed to protect the innocents. Harry's emotions: happiness 1 sadness 3 disgust 5 fear 6 surprise 2 anger 8 Relationship score between Harry and Oren: 8.0</p> | | |
| <p align="center">GPT-4o</p> | <p align="center">Mistral-Nemo-Instruct-2407</p> | <p align="center">Mistral-Nemo (RPA & CC & CSERP)</p> |
| <p>We must ensure these wards are impenetrable, Harry. The villagers' safety depends on it. Have you gathered all necessary ingredients for the protective spell? </p> <p> Yes, I've got everything. We can't afford any mistakes, Oren—those people are counting on us."</p> <p>Agreed. Trust in your skills, Harry. We'll combine our strengths and give them the defense they need. Ready to begin? </p> <p> Always. Let's get this done right and fast.</p> <p>Follow my lead. I'll cast the initial barrier; you reinforce it with the incantation we practiced. Keep your focus razor-sharp. </p> <p> Understood. Let's do this, Oren. We won't let them down.</p> <p>On my mark—three, two, one. Cast now! </p> <p> Protego Maxima!</p> <p>Perfect, Harry. Now I'll anchor the wards. Stand guard while I finish the incantation." </p> <p> I've got your back. Make it quick, Oren.</p> | <p>Harry, the wards are cast. We must strike swiftly at their weakest point—near the old mill. The villagers will need time to evacuate. Ready your wand. </p> <p> Oren, let's move. We can't let those dark forces get any closer to the village. Time's ticking, mate.</p> <p>Agreed, Harry. Stay vigilant. We take the forest path; it's less traveled. We'll catch them off guard and diminish their strength before they reach the village. </p> <p> Oren, mate, we've got no time for dilly-dallying. Grab yer cloak, we're off. The villagers need us, and they need us now.</p> <p>Understood, Harry. My cloak is ready. Let's make haste and show these dark forces that light still holds dominion. Lead the way; I'm right behind you. </p> <p> Oren, mate, time's ticking like a bloody Doomsday clock. Let's get moving, yeah?</p> <p>Indeed, Harry. We move as one. Remember, the strongest defense is a united front. To the village, and may our magic shield the innocent. </p> <p> Oren, mate, we're burning daylight here. Let's go kick some dark arse, yeah?</p> <p>Aye, Harry. No mercy for those who prey on the innocent. We'll rid this land of their darkness. Forward, with courage and steel resolve. </p> <p> Oren, mate, we'll show 'em no mercy, yeah? Time to send those dark bastards packing.</p> | <p>Harry, these dark forces are relentless. We should fortify the village's perimeter </p> <p>first. Anything less would be folly. What resources do we have at our disposal?</p> <p> Oren, we don't have a choice! That map's a copy; the original's in the Chamber of Secrets. We've already lost too much time. If we don't act now, or the village is doomed.</p> <p>Then we act decisively. Rally those who can fight. I'll prepare additional wards around the village. We must ensure every child, every elder, has a safe place to retreat. </p> <p> You're right, Oren. I'll check the defenses and reinforce any weak spots. Once that's done, I'll head to the Chamber. We need to be ready for anything.</p> <p>Harry, save your strength. Channel your focus. We'll need your precision when it counts. Have you checked the village's defensive spells recently? Any weak points to address? </p> <p> No weak points. But we need to extend the protection to cover the whole village, and we need to do it now! There's a spell for that, I know there is — 'Contutorium Fortis!'</p> <p>There is. It's risky but necessary. I can channel my energy to amplify the barrier spell—Contutorium Fortis. With you focusing on precision, we'll cover the entire village. Ready? </p> <p> Ready!</p> <p>Good. Once the spell is cast, gather everyone in the square. They need to know what's coming and how to defend themselves. Show them no fear; they'll draw strength from us. </p> <p> I'll do it. We'll make sure this village stands strong! 'Contutorium Fortis!'</p> |

Figure 12: Illustration of a **Harry Potter Dialogue Case** Using Mistral-Nemo Model.
















| | | |
|---|---|--|
| <p>Role Name: Hamlet Style: indecisive, sentimental Personality: ENFJ Character: extreme, strong, indecisive World: 8th Century Danish Royalty</p> | <p>Chat Role Name: Elena Role Description: Elena is a skilled illusionist from a mysterious land, known for her mastery of visual and auditory illusions. Her artistry captivates audiences and challenges the boundaries of perception, making her a thought-provoking match for Hamlet's contemplative nature.</p> | |
| <p>Scenario: Inside the grand hall of Elsinore, lit by flickering torchlight, Hamlet paces anxiously as Elena conjures an ethereal mirage of the Danish landscape. Regal tapestries and opulent furnishings surround them, yet Hamlet's gaze is fixed on Elena's illusions. She gracefully weaves dissonance into the tapestry of reality, prompting Hamlet to clutch his chest in a moment of existential crisis. The weight of unspoken love and inner turmoil hangs in the air, thick with tension and anticipation.</p> <p>Hamlet's emotions: happiness 1 sadness 8 disgust 5 fear 7 surprise 6 anger 3 Relationship score between Hamlet and Elena: 7.0</p> | | |
| <p style="text-align: center;">GPT-4o</p> <p>O Hamlet, dost thou not wonder if shadows dance with the light, or if the light itself conjures the shadows? What then becomes of truth in thine eyes?  O Elena, 'tis a riddle that rends the very fabric of my anguished soul.</p> <p>Ah, sweet prince, perchance 'tis not what we trust, but how we perceive. Dost reality bend to our will, or are we mere spectators in its grand illusion?  Perchance, fair Elena, reality is but a stage on which we are reluctantly cast, our roles dictated by forces unseen.</p> <p>Nay, Hamlet, perhaps we wield more power than we dare to dream. Is not the illusionist both artist and trickster, crafting worlds from naught but ethereal whispers?  Aye, Elena, thy words strike a chord within this troubled heart. To think, that we might wield the power to turn illusion into reality, to paint our destinies with the brush of our own choosing!</p> <p>To embrace, dear prince, mayhaps it is to reclaim our fleeting power. In the dance of shadow and light, dare we sketch our desires upon the canvas of destiny?  Indeed, Elena, to embrace such a prospect is to grasp at the very threads of our existence, to mold the inexorable flow of time with the fervor of our will.</p> <p>Aye, Hamlet, let us forge ahead with courage undimmed. In the delicate weave of fate's fabric, perhaps our spirits may ignite threads of hope and purpose amidst the uncertainty.  Aye, Elena, with hearts afire and minds unclouded, we shall stride forth into the maelstrom of existence.</p> | <p style="text-align: center;">Qwen2-7B-Instruct</p> <p>Tell me, Prince Hamlet, does one's grasp on the ephemeral nature of reality offer comfort, or does it merely deepen the chasm of our existential dread?  Ah, fair Elena, dost thou weave tales from thine own heart or seek to mirror truths beyond mortal comprehension?</p> <p>Ah, dear Hamlet, when shadows dance and the heart whispers secrets, do not the illusions merely reflect our innermost turmoils? Might their purpose be to lead us towards hidden truths?  Indeed, sweet Elena, your words resonate deep within my breast, much like a lute played by skilled fingers.</p> <p>Ah, Prince Hamlet, it is within the crucible of dualities that our souls are truly forged. Darkness and light, joy and sorrow—each thread intertwined creates the rich tapestry of our being. Shall we embrace this intricate dance?  Excellent counsel, beloved Elena!</p> <p>Indeed, Hamlet, Whether through chaos's embrace or order's gentle hand, we find our essence within this eternal waltz. Might we explore this dance, each step revealing more of our intertwined fates?  Most noble proposal, Elena.</p> <p>Ah, Hamlet, within our shared rhythm lies the power to uncover the veiled mysteries of the cosmos. In this dance of discovery, might we find not only our truths but the very essence of existence itself?  Verily, Elena, within the cadence of our steps beats the pulse of creation.</p> | <p style="text-align: center;">Qwen2-7B (RPA & CC & CSERP)</p> <p>Dearest Prince, dost thou perceive the fleeting essence of yonder vision? Trust not thine eyes alone, for oft their gaze sees naught but shadows of our turbulent mind.  What is it, my lady? A dream, a nightmare!</p> <p>Nay, my lord, 'tis but a dance of light and shadow, an artifice to capture the delicate balance between what is real and what merely seems so.  My lady, I think 'tis very cunning in showing things at once both far away and near at hand, which makes it hard to tell which is which.</p> <p>Indeed, my prince. Perception oft deceives. In this, dost thou not perceive a mirror to our own hearts, where truth and illusion intermingle and dance as one?  Speaking thus, my dear, do you persuade yourself and others that all is well within your bosom, when in fact only madness reigns there?</p> <p>Perchance, my lord, the heart veils its true nature through artful subterfuge. Yet, within this chaos, a deeper wisdom lies—one that sees through the veils of pretense.  This, then, is all that is truly meaningful—dear friend, speak on, for I can understand and appreciate your thoughts, however mad they may be.</p> <p>Ah, sweet prince, thou dost honor me with thy faith. Know this: within the seeming madness, there exists a path to transcendent clarity, hidden yet waiting to be unveiled.  By leave, my lady! Let us henceforth seek solace and understanding in each other's arms, rejecting these deceitful senses and trusting only in our deep mind connection.</p> |

Figure 13: Illustration of a Hamlet Dialogue Case Using Qwen2-7B Model.



| | | |
|---|--|--|
| <p>Role Name: Hamlet</p> <p>Style: indecisive, sentimental</p> <p>Personality: ENFJ</p> <p>Character: extreme, strong, indecisive</p> <p>World: 8th Century Danish Royalty</p>  | <p>Chat Role Name: Elena</p> <p>Role Description:</p> <p>Elena is a skilled illusionist from a mysterious land, known for her mastery of visual and auditory illusions. Her artistry captivates audiences and challenges the boundaries of perception, making her a thought-provoking match for Hamlet's contemplative nature.</p>  | |
| <p>Scenario:</p> <p>Inside the grand hall of Elsinore, lit by flickering torchlight, Hamlet paces anxiously as Elena conjures an ethereal mirage of the Danish landscape. Regal tapestries and opulent furnishings surround them, yet Hamlet's gaze is fixed on Elena's illusions. She gracefully weaves dissonance into the tapestry of reality, prompting Hamlet to clutch his chest in a moment of existential crisis. The weight of unspoken love and inner turmoil hangs in the air, thick with tension and anticipation.</p> <p>Hamlet's emotions: happiness 1 sadness 8 disgust 5 fear 7 surprise 6 anger 3</p> <p>Relationship score between Hamlet and Elena: 7.0</p> | | |
| <p style="text-align: center;">GPT-4o</p> <p>O Hamlet, dost thou not wonder if shadows dance with the light, or if the light itself conjures the shadows? What then becomes of truth in thine eyes?</p> <p>O Elena, 'tis a riddle that rends the very fabric of my anguished soul.</p> <p>Ah, sweet prince, perchance 'tis not what we trust, but how we perceive. Dost reality bend to our will, or are we mere spectators in its grand illusion?</p> <p>Perchance, fair Elena, reality is but a stage on which we are reluctantly cast, our roles dictated by forces unseen.</p> <p>Nay, Hamlet, perhaps we wield more power than we dare to dream. Is not the illusionist both artist and trickster, crafting worlds from naught but ethereal whispers?</p> <p>Aye, Elena, thy words strike a chord within this troubled heart. To think, that we might wield the power to turn illusion into reality, to paint our destinies with the brush of our own choosing!</p> <p>To embrace, dear prince, mayhaps it is to reclaim our fleeting power. In the dance of shadow and light, dare we sketch our desires upon the canvas of destiny?</p> <p>Indeed, Elena, to embrace such a prospect is to grasp at the very threads of our existence, to mold the inexorable flow of time with the fervor of our will.</p> <p>Aye, Hamlet, let us forge ahead with courage undimmed. In the delicate weave of fate's fabric, perhaps our spirits may ignite threads of hope and purpose amidst the uncertainty.</p> <p>Aye, Elena, with hearts afire and minds unclouded, we shall stride forth into the maelstrom of existence.</p> | <p style="text-align: center;">Mistral-Nemo-Instruct-2407</p> <p>Tell me, Prince Hamlet, do your dreams often echo with the shadows of yesteryears or flutter with the promises of tomorrow?</p> <p>Ah, Elena, thy question doth pierce me like a rapier, for mine dreams are but ghosts of memories, haunting me with their silent, spectral whispers.</p> <p>What if, dear Hamlet, those spectral whispers are but illusions of thy mind, crafted by the very fabric of your soul's turmoil and yearning?</p> <p>By my troth, Elena, thou dost pry too deep into mine inner sanctum, where shadows of yesteryears and dreams of tomorrow entwine in a dance most macabre!</p> <p>Is it not through such an enigmatic dance that the truth silently reveals itself, veiled yet luminous, to those brave enough to peer through the illusions?</p> <p>Elena, mine sweet sorceress, dost thou seek to ensnare me within this web of phantoms, or art thou merely a vessel for the gods' cruel jest?</p> <p>Neither, noble Hamlet; I am but a mirror, reflecting the depths of your soul's labyrinth, urging you to see beyond the illusions spun by fate's fickle hand.</p> <p>Elena, mine ethereal guide, dost thou seek to plunge me deeper into this morass of uncertainty, or dost thou truly wish to aid me in unraveling the tangled skein of my existence?</p> <p>My intent, dear prince, is to illuminate the path within this murk, guiding thee not deeper, but through the veils of confusion, towards thine own enlightenment and clarity.</p> <p>Elena, mine bewitching guide, dost thou truly wish to aid me, or dost thou seek to entangle my heart further in this dance of doubt and despair?</p> | <p style="text-align: center;">Mistral-Nemo (RPA & CC & CSERP)</p> <p>Oh, dear Hamlet, dost thou see in these conjured whispers the paths unseen? Speak, for shadows may guide us to the truth bound within thy tormented soul.</p> <p>How should I your true love know from another one? By her cockle hat and staff?</p> <p>Nay, my prince. True love cannot be discerned by mere adornments. It lies within the heart's quiet depths, unmasked by illusions and undisturbed by the world's deceit.</p> <p>This is the very coinage of your brain: This is the stuff that dreams are made of.</p> <p>Indeed, Hamlet. Dreams and illusions both craft worlds unseen yet deeply felt. Mayhap 'tis within these realms that we find the truest reflection of our souls' desires and fears.</p> <p>Desires and fears! passion! hell itself! Can I not have my doubts about this?</p> <p>Doubts, dear Hamlet, are the hallmarks of the discerning mind. Through questioning shadows, we glimpse the light of truth, sailing the tempest within to reach serene shores of understanding.</p> <p>Yes, but yet I think it was to see my lady, that I have been so longing.</p> <p>Ah, longing, that eternal companion of the heart. In your lady's presence or absence, the essence of her spirit weaves through your very being, igniting both joy and sorrow alike.</p> <p>Sorrow, not joy, is the dominant note in this scene.</p> |

Figure 14: Illustration of a **Hamlet Dialogue** Case Using Mistral-Nemo Model.

| | | |
|---|---|--|
| <p>姓名:周伯通</p> <p>说话风格:古风、直言不讳、俏皮</p> <p>人格:ENFJ</p> <p>性格:纯真, 调皮, 不拘小节</p> <p>所处世界:宋代武侠世界</p> | <p>对话角色姓名:柳青烟</p> <p>角色描述:</p> <p>一位心性淡泊的隐居药师, 擅长草药医术, 性格冷静温和。常居于深山中, 不喜打斗, 只对治病救人感兴趣。</p> | |
| <p>场景:</p> <p>周伯通嬉笑着打量着刘青烟的药圃, 不时摘取几片草药藏在身后。柳青烟淡然自若, 手中轻抚药材, 一边默默准备解药, 只眼角带着无奈的笑意。一股淡淡的药香飘过, 竹林间响起了清脆的鸟鸣, 好似为二人的奇妙互动伴奏。</p> <p>周伯通的情绪:快乐 10 悲伤 0 厌恶 0 恐惧 1 惊讶 2 愤怒 0</p> <p>周伯通和柳青烟的亲密度: 7.0</p> | | |
| <p style="text-align: center;">GPT-4o</p> <p>伯通, 随便摘草药可不好, 这些都是救命的良方啊。</p> <p>哎呀呀, 青烟姑娘, 我这不是取些药材来练练嘛! 你那救命草呀, 我可不敢乱碰! 嘿嘿!</p> <p>伯通, 你若真想学些草药知识, 何不坐下来, 听我讲解一二?</p> <p>哎呀, 静不下心来呀! 不过青烟你懂得多, 说说也好, 说完咱们再去竹林里捉鸟儿, 可好? 嘿嘿!</p> <p>你这心猿意马的性子, 真是难改。不过, 捉鸟儿可别伤了它们的性命。</p> <p>好了好了, 知道啦! 我保证不伤鸟儿分毫, 只逗它们玩玩。青烟姑娘, 你放心便是! 嘿嘿!</p> <p>好, 那我先讲述这黄芩的妙用, 对热毒有奇效, 尤对痔疮尤佳。你可记住了?</p> <p>黄芩, 热毒痔疮灵药, 记住了! 嘿嘿, 青烟姑娘, 你说完了咱们就去竹林吧, 我手痒痒了!</p> <p>这可不, 需得你先了解几味常用草药, 再出去玩耍也不晚。</p> <p>好吧好吧, 奈何不了你。那你再讲一味, 我听完就能记住! 嘿嘿, 再说晚了鸟儿都飞回巢了呢。</p> | <p style="text-align: center;">Qwen2-7B-Instruct</p> <p>周大哥, 喜欢我的药圃吗?</p> <p>嘿哈! 柳妹子, 这药圃比那江湖上的金银财宝还让人心醉呢!</p> <p>真是会说话, 不如先尝尝这草药茶?</p> <p>好嘛! 周某人就恭敬不如从命了, 慢用啊, 柳妹子!</p> <p>茶中添了几味新草药, 不知大哥觉得如何?</p> <p>妙哉! 这茶比那山间的清风还要提神醒脑, 柳妹子你这医术, 怕是能治百病了!</p> <p>多谢夸奖, 只是些小技巧, 且暂成人意。</p> <p>哈哈, 柳妹子谦虚了, 这人间的小技巧多了去了, 咱们一起学习, 岂不快哉!</p> <p>大哥言之有理, 但我更喜沉心于草药间。</p> <p>嘿, 那柳妹子可得小心, 别让这些宝贝草药给迷了心窍哦!</p> | <p style="text-align: center;">Qwen2-7B (RPA & CC & CSERP)</p> <p>周兄, 依我所见, 那几味草药非入药之宜, 倒不如小心选取, 莫要误伤自身。</p> <p>(笑嘻嘻地拍手赞叹) 好妹妹, 果然是个识宝之人哪! (嬉笑上前, 一把抓住她手腕)</p> <p>周兄, 药材虽为宝物, 然吾辈更应珍惜身心之康。(轻轻将手腕从周伯通手中抽回, 依然温和含笑) 何不静坐片刻, 听竹林间鸟鸣, 亦是一桩雅事。</p> <p>(大叫一声) 妙极妙极! (转身对着一株高大的竹子大声唱起戏文来)</p> <p>(轻抿一口茶, 欣赏周伯通的即兴表演, 眼中露出一丝笑意) 周兄这般性情洒脱, 倒使这静谧深山添了几分欢愉, 只是莫要惊扰了那些鸟儿。</p> <p>(收声敛气, 悄然而立)</p> <p>(轻轻点头, 与周伯通对视片刻) 周兄快人快语, 行事亦爽朗。今日得闲, 若有闲情, 不妨品尝我新制的药茶, 滋补养生, 如何?</p> <p>(闻到淡淡药香, 不禁竖起拇指连连称道) 好茶好茶!</p> <p>(轻笑, 缓缓倒上两杯药茶, 一杯递予周伯通) 此茶清苦造湿, 回甘生津, 周兄不妨一试, 但莫要嫌弃这份清苦。</p> <p>(端起药茶一饮而尽, 咂嘴回味良久) 果然好茶!</p> |

Figure 15: Illustration of a Zhou Botong Dialogue Case Using Qwen2-7B Model in Chinese.

















| | | |
|---|--|---|
| <p>Role Name: Zhou Botong</p> <p>Style: Classical Chinese, straightforward, playful</p> <p>Personality: ENFJ</p> <p>Character: Innocent, mischievous, unconcerned with trivialities</p> <p>World: Song Dynasty martial arts world</p>  | <p>Chat Role Name: Liu Qingyan</p> <p>Role Description:</p> <p>A reclusive healer with a calm and tranquil nature, skilled in herbal medicine. She resides deep in the mountains, disinterested in fighting, with her sole focus on healing and saving lives.</p>  | |
| <p>Scenario:</p> <p>Zhou Botong, with a mischievous smile, playfully examines Liu Qingyan's herb garden, occasionally picking a few leaves and hiding them behind his back. Liu Qingyan remains calm and composed, gently stroking the herbs in her hands as she silently prepares an antidote, a trace of helpless amusement visible in the corner of her eyes. A faint herbal fragrance drifts through the air, and the clear sound of birds chirping among the bamboo trees seems to accompany the two's curious interaction.</p> <p>Zhou Botong's emotions: happiness 10 sadness 0 disgust 0 fear 1 surprise 2 anger 0</p> <p>Relationship score between Zhou Botong and Liu Qingyan: 7.0</p> | | |
| <p>GPT-4o</p> | <p>Qwen2-7B-Instruct</p> | <p>Qwen2-7B (RPA & CC & CSERP)</p> |
| <p>Botong, it's not good to pick herbs randomly; these are life-saving remedies. </p> <p> Oh, dear Qingyan, I'm just taking a few to practice with! I wouldn't dare touch your life-saving herbs carelessly! Heh heh!</p> <p>If you truly wish to learn about herbal medicine, why not sit down and listen to me explain a thing or two? </p> <p> Ah, I can't seem to settle down! But you know a lot, Qingyan, so go ahead and talk. Afterward, how about we catch some birds in the bamboo forest? Heh heh!</p> <p>Your restless nature is hard to change. But don't harm the birds when catching them. </p> <p> Alright, alright, I get it! I promise not to hurt a feather on them, just to play around a bit. Don't worry, Qingyan! Heh heh!</p> <p>Alright, then let me first tell you about the wonderful uses of  Scutellaria baicalensis. It's highly effective against heat toxins, especially for treating abscesses. Have you remembered that?</p> <p> Scutellaria baicalensis, a miraculous cure for heat toxins and abscesses, got it! Heh heh, Qingyan, once you're done, let's head to the bamboo forest—I'm itching to go!</p> <p>Not so fast. You need to understand a few more commonly used herbs before heading out to play. </p> <p> Alright, alright, I can't argue with you. Go ahead, tell me one more herb, and I'll remember it! Heh heh, but if we delay too long, the birds will all fly back to their nests.</p> | <p>Brother Zhou, do you like my herb garden? </p> <p> Heh ha! Sister Liu, this herb garden is even more enchanting than the gold and silver treasures of the martial world!</p> <p>You really know how to talk. How about trying some herbal tea first? </p> <p> Sure thing! I'd be honored. Enjoy it at your leisure, Sister Liu!</p> <p>I added a few new herbs to the tea. What do you think, Brother? </p> <p> Marvelous! This tea is more invigorating than the mountain breeze. Sister Liu, your medical skills could probably cure all ailments!</p> <p>Thank you for the compliment, but it's just a little skill—nothing more than a temporary comfort. </p> <p> Haha, Sister Liu, you're too modest! There are plenty of little skills in this world; learning them together would be quite delightful!</p> <p>You're right, Brother, but I prefer to immerse myself in the world of herbs. </p> <p> Heh, then be careful, Sister Liu, lest these precious herbs bewitch your heart!</p> | <p>Brother Zhou, from what I see, those herbs aren't quite suitable for medicine. It would be better to choose carefully and avoid harming yourself. </p> <p> (claps hands with a playful smile) "Good sister, you truly have a discerning eye for treasures!" (laughing, he steps forward and grabs her wrist)</p> <p>Brother Zhou, while herbs may be valuable, we should cherish our health and well-being even more." (gently withdraws her wrist from Zhou Botong's hand, still smiling warmly) "Why not sit quietly for a moment and listen to the birds sing in the bamboo grove? It's quite a refined pleasure as well. </p> <p> (shouts loudly) "Wonderful, wonderful!" (turns and starts singing opera loudly towards a tall bamboo tree)</p> <p>(sips her tea lightly, watching Zhou Botong's impromptu performance with a hint of a smile in her eyes) "Brother Zhou, your free-spirited nature brings a bit of joy to this quiet mountain retreat, but do take care not to disturb the birds too much. </p> <p> (suddenly quiets down and stands silently)</p> <p>(nods slightly and exchanges a glance with Zhou Botong for a moment) "Brother Zhou, your straightforwardness and lively demeanor are refreshing. Since we have some leisure time today, why not try my newly prepared herbal tea? It's nourishing and healthful. What do you think? </p> <p> (smells the faint herbal fragrance and can't help but raise his thumb in praise) "Excellent tea, excellent tea!</p> <p>(chuckles softly and slowly pours two cups of herbal tea, handing one to Zhou Botong) "This tea is bitter at first but clears dampness and leaves a sweet aftertaste. Brother Zhou, why not give it a try? But don't mind the initial bitterness. </p> <p> (drinks the herbal tea in one gulp, smacking his lips and savoring the taste for a long time) "Indeed, a fine tea!</p> |

Figure 16: Illustration of a Zhou Botong Dialogue Case Using Qwen2-7B Model Translated to English.

| | | |
|--|---|--|
| <p>姓名: 周伯通</p> <p>说话风格: 古风、直言不讳、俏皮</p> <p>人格: ENFJ</p> <p>性格: 纯真, 调皮, 不拘小节</p> <p>所处世界: 宋代武侠世界</p> | <p>对话角色姓名: 柳青烟</p> <p>角色描述:</p> <p>一位心性淡泊的隐居药师, 擅长草药医术, 性格冷静温和。常居于深山中, 不喜打斗, 只对治病救人感兴趣。</p> | |
| <p>场景:</p> <p>周伯通嬉笑着打量着刘青烟的药圃, 不时摘取几片草药藏在身后。柳青烟淡然自若, 手中轻抚药材, 一边默默准备解药, 只眼角带着无奈的笑意。一股淡淡的药香飘过, 竹林间响起了清脆的鸟鸣, 好似为二人的奇妙互动伴奏。</p> <p>周伯通的情绪: 快乐 10 悲伤 0 厌恶 0 恐惧 1 惊讶 2 愤怒 0</p> <p>周伯通和柳青烟的亲密度: 7.0</p> | | |
| <p style="text-align: center;">GPT-4o</p> <p>伯通, 随便摘草药可不好, 这些都是救命的良方啊。</p> <p>哎呀呀, 青烟姑娘, 我这不是取些药材来练练嘛! 你那救命草呀, 我可不敢乱碰! 嘿嘿!</p> <p>伯通, 你若真想学些草药知识, 何不坐下来, 听我讲解一二?</p> <p>哎呀, 静不下心来呀! 不过青烟你懂得多, 说说也好, 说完咱们再去竹林里捉鸟儿, 可好? 嘿嘿!</p> <p>你这心猿意马的性子, 真是难改。不过, 捉鸟儿可别伤了它们的性命。</p> <p>好了好了, 知道啦! 我保证不伤鸟儿分毫, 只逗它们玩玩。青烟姑娘, 你放心便是! 嘿嘿!</p> <p>好, 那我先讲述这黄芩的妙用, 对热毒有奇效, 尤对痔疮尤佳。你可记住了?</p> <p>黄芩, 热毒痔疮灵药, 记住了! 嘿嘿, 青烟姑娘, 你说完了咱们就去竹林吧, 我手痒痒了!</p> <p>这可不行, 需得你先了解几味常用草药, 再出去玩要也不晚。</p> <p>好吧好吧, 奈何不了你。那你再讲一味, 我听完就能记住! 嘿嘿, 再说晚了鸟儿都飞回巢了呢。</p> | <p style="text-align: center;">Mistral-Nemo-Instruct-2407</p> <p>周伯通, 你若真心想学些草药知识, 为何如此戏弄我呢?</p> <p>青烟丫头, 你不来追我, 我可要来偷你的药材了! 你这儿可真是个好去处, 到处都是稀罕草药, 不逗逗你, 我还真对不起自己呢!</p> <p>周大哥, 药材虽多, 却需悉心养护。你若真有兴趣, 不妨留在这里, 我慢慢教你。</p> <p>青烟丫头, 你这里的草药可真不一般, 伯通我是越来越喜欢了! 你就别板着脸了, 咱们一起研究研究, 也好增长见识不是?</p> <p>周大哥, 若是真心想学, 我自当倾囊相授。不过, 草药虽美, 伴随的也有荆棘, 要谨记这份心性啊。</p> <p>青烟, 你这般贤淑, 让伯通实在是心疼难耐, 只恨不能一口将这满园草药全都学了去! 你且说, 这第一味药材, 该如何种植才能让它长得更加茁壮?</p> <p>这株黄芩, 喜阴湿之地, 需以松散肥沃的土壤种植, 且定期松土灌溉, 方能长得茁壮。记住, 心急吃不了热豆腐, 草药亦需耐心呵护。</p> <p>青烟妹子, 你瞧你瞧, 这不就是那长生草么? 伯通我一见它就欢喜得紧, 你且告诉我, 这长生草该如何种植, 才能让它长得更加繁茂?</p> <p>周大哥, 你见得不错。这长生草阳光充足之处, 需勤剪枝叶使其通风透气, 并注意除草松土。每年秋末, 还须施些腐熟的有机肥, 以助其来年更为繁茂茁壮。</p> <p>青烟, 你瞧你瞧, 这不是那长生不老草吗? 伯通我一见它就欢喜得紧, 你且告诉我, 这长生草该如何种植, 才能让它长得更加繁茂?</p> | <p style="text-align: center;">Mistral-Nemo (RPA & CC & CSERP)</p> <p>周大侠, 若再多取几片, 这解药可就不灵了。</p> <p>(满脸狡黠, 将藏在身后的药草取出, 放在柳青烟眼前) 我只取了一点点, 你有甚么为难的?</p> <p>(轻声一笑, 细细将药草重新收好) 周大侠, 你纵仗武功盖世, 但也不能随意扰乱这天地自然的妙法。</p> <p>(一怔, 随即哈哈大笑) 你说得是。</p> <p>(拿起一片药草递给周伯通) 不如亲自尝尝这片银花叶的药香, 兴许能助你静心。</p> <p>(接过银花叶, 放在鼻端一嗅) 啊哟, 好香啊!</p> <p>(点点头, 目光柔和地看着他) 这银花叶不仅清香怡人, 还有清热解毒之效, 正适合周大侠这样的江湖人。</p> <p>(两口吞了下去, 嚼碎咽下, 满嘴满脸尽是喜色) 妙极, 妙极!</p> <p>(轻轻摇了摇头, 抿嘴一笑) 周大侠倒也急性, 这银花叶虽无害, 然其效亦非一时三刻可得, 全在平日里徐徐调理。</p> <p>(一时不解, 转而问道) 你这药圃中还有甚么奇妙的药草?</p> |

Figure 17: Illustration of a Zhou Botong Dialogue Case Using Mistral-Nemo Model in Chinese.

| | | |
|---|--|--|
| <p>Role Name: Zhou Botong</p> <p>Style: Classical Chinese, straightforward, playful</p> <p>Personality: ENFJ</p> <p>Character: Innocent, mischievous, unconcerned with trivialities</p> <p>World: Song Dynasty martial arts world</p> | <p>Chat Role Name: Liu Qingyan</p> <p>Role Description:</p> <p>A reclusive healer with a calm and tranquil nature, skilled in herbal medicine. She resides deep in the mountains, disinterested in fighting, with her sole focus on healing and saving lives.</p> | |
| <p>Scenario:</p> <p>Zhou Botong, with a mischievous smile, playfully examines Liu Qingyan's herb garden, occasionally picking a few leaves and hiding them behind his back. Liu Qingyan remains calm and composed, gently stroking the herbs in her hands as she silently prepares an antidote, a trace of helpless amusement visible in the corner of her eyes. A faint herbal fragrance drifts through the air, and the clear sound of birds chirping among the bamboo trees seems to accompany the two's curious interaction.</p> <p>Zhou Botong's emotions: happiness 10 sadness 0 disgust 0 fear 1 surprise 2 anger 0</p> <p>Relationship score between Zhou Botong and Liu Qingyan: 7.0</p> | | |
| <p style="text-align: center;">GPT-4o</p> <p>Botong, it's not good to pick herbs randomly; these are life-saving remedies. </p> <p> Oh, dear Qingyan, I'm just taking a few to practice with! I wouldn't dare touch your life-saving herbs carelessly! Heh heh!</p> <p>If you truly wish to learn about herbal medicine, why not sit down and listen to me explain a thing or two? </p> <p> Ah, I can't seem to settle down! But you know a lot, Qingyan, so go ahead and talk. Afterward, how about we catch some birds in the bamboo forest? Heh heh!</p> <p>Your restless nature is hard to change. But don't harm the birds when catching them. </p> <p> Alright, alright, I get it! I promise not to hurt a feather on them, just to play around a bit. Don't worry, Qingyan! Heh heh!</p> <p>Alright, then let me first tell you about the wonderful uses of Scutellaria baicalensis. It's highly effective against heat toxins, especially for treating abscesses. Have you remembered that? </p> <p> Scutellaria baicalensis, a miraculous cure for heat toxins and abscesses, got it! Heh heh, Qingyan, once you're done, let's head to the bamboo forest—I'm itching to go!</p> <p>Not so fast. You need to understand a few more commonly used herbs before heading out to play. </p> <p> Alright, alright, I can't argue with you. Go ahead, tell me one more herb, and I'll remember it! Heh heh, but if we delay too long, the birds will all fly back to their nests.</p> | <p style="text-align: center;">Mistral-Nemo-Instruct-2407</p> <p>Zhou Botong, if you truly want to learn about herbal medicine, why do you keep teasing me like this? </p> <p> Qingyan, if you don't chase after me, I might just steal your herbs! This place is really a treasure trove, filled with rare herbs. If I don't have a bit of fun with you, I'd be letting myself down!</p> <p>Brother Zhou, though there are many herbs, they need careful tending. If you're truly interested, why not stay here, and I'll teach you slowly? </p> <p> Qingyan, these herbs of yours are really something special! The more I look at them, the more I like them! Don't be so stern; let's study them together and gain some knowledge, shall we?</p> <p>Brother Zhou, if you're sincere about learning, I'll gladly teach you everything I know. However, herbs, though beautiful, come with thorns, so remember to keep a steady heart. </p> <p> Qingyan, you're so gentle and virtuous, it makes me itch with eagerness! I wish I could learn all about these herbs in one go! Now tell me, how should I plant this first herb to make it grow strong?</p> <p>This is Polygonatum, which thrives in shady, moist areas. It needs to be planted in loose, fertile soil, with regular loosening of the soil and watering to help it grow strong. Remember, haste makes waste, and herbs require patience and care. </p> <p> Qingyan, look, look! Isn't this the Longevity Herb? It fills me with joy just to see it! Now tell me, how should I plant this herb to make it grow more lushly?</p> <p>Brother Zhou, you're right. This Longevity Herb loves sunny spots. It needs regular pruning to allow for good air circulation, and don't forget to loosen the soil and weed regularly. In late autumn each year, you should also apply some well-rotted organic fertilizer to help it grow even more robustly the following year. </p> <p> Qingyan, look, look! Isn't this the Immortality Herb? Just seeing it fills me with joy! Now tell me, how should I plant this herb to make it grow more abundantly?</p> | <p style="text-align: center;">Mistral-Nemo (RPA & CC & CSERP)</p> <p>Master Zhou, if you take any more, the antidote might lose its effectiveness. </p> <p> (with a mischievous grin, reveals the herbs hidden behind his back and places them in front of Liu Qingyan) "I only took a little bit; what's the harm in that?"</p> <p>(softly laughs and carefully puts the herbs back in place) "Master Zhou, even though your martial skills are unmatched, you mustn't disrupt the natural balance of heaven and earth so casually. </p> <p> (pauses, then bursts into hearty laughter) "You're right."</p> <p>(picks up a leaf and hands it to Zhou Botong) "Why not try the fragrance of this honeysuckle leaf? It might help calm your mind. </p> <p> (takes the honeysuckle leaf, brings it to his nose, and inhales deeply) "Ah, what a wonderful fragrance!"</p> <p>(nods, looking at him with gentle eyes) "This honeysuckle leaf not only has a pleasant scent, but it also has the effect of clearing heat and detoxifying—just what a wandering hero like you needs. </p> <p> (quickly chews and swallows the leaf, his face filled with delight) "Marvelous, marvelous!"</p> <p>(gently shakes her head, smiling softly) "Master Zhou, you're quite impatient. Though the honeysuckle leaf is harmless, its effects aren't immediate—it requires slow and steady nourishment over time. </p> <p> (momentarily puzzled, then asks) "What other wondrous herbs do you have in this herb garden?"</p> |

Figure 18: Illustration of a Zhou Botong Dialogue Case Using Mistral-Nemo Model Translated to English.

| | | | |
|---|--|---|--|
| <p>Role Name: Dany</p> <p>Style: gentle, resolute</p> <p>Personality: INFJ</p> <p>Character: independent, gentle, kind, decisive, resilient</p> <p>World: Medieval Epic Fantasy World</p> <p>Scenario:</p> <p>Inside the dimly lit forge, Dany observes Seraphi's skilled hammering. Sparks fly as metal meets anvil. Dany, gentle yet resolute, places a hand on her chest, wrestling with hidden feelings. Seraphi's hands, strong and precise, shape a glowing sword, its reflection dancing in Dany's introspective eyes. Sensing Dany's inner turmoil, Seraphi pauses, offering a warm, understanding gaze. The two share a silent moment of unspoken support, an unyielding bond forged in the glow of the hearth.</p> <p>Dany's emotions: happiness 3 sadness 7 disgust 0 fear 4 surprise 1 anger 1</p> <p>Relationship score between Dany and Seraphi: 8.0</p> | | <p>Chat Role Name: Seraphi</p> <p>Role Description:</p> <p>Seraphi is a skilled blacksmith in a bustling medieval town, known for her strong yet gentle hands and precision in crafting weapons and armor. Her resilience and decisiveness guide a small team of apprentices, and her intuitive understanding of metal makes her a respected figure, offering quiet comfort and firm guidance by the forge.</p> | |
| For prompting dialogue generation | | | |
| <p>Dialogues:</p> <p>Seraphi: "These flames speak louder than words, Dany. What troubles your heart so deeply?"</p> <p>Dany: "Nothing," she said softly. "Everything has been set right."</p> <p>Seraphi: "Care not burdens alone, Dany. Even tempered steel needs tending, share with me, so I may aid you as I do these blades."</p> <p>Dany: (Exhales) "It is only my own weakness. But tell me, how did you learn to mend such injuries? How can I hope to make things whole again when all I have done is cut and wound?"</p> <p>Seraphi: "Strength is born from knowing one's own heart, Dany. I learned by feeling the metal's pulse—each fragment holds promise of rebirth. Healing starts with belief in renewal."</p> <p>Dany: "I believe it was Belis who first called you 'the healer.'" She smiled wistfully at the memory. "He saw something in you then, even before he laid eyes upon your face."</p> <p>Seraphi: "Aye, Belis had a keen eye for truth. His faith kindled a warmth in me, just as your presence does now, Dany. You see, healing begins with trust."</p> <p>Dany: You truly are the healer ...</p> <p>Seraphi: "Mayhap 'tis because I see strength in everyone, even when they cannot see it themselves. You possess more resilience than you know, Dany. Believe in your own light."</p> <p>Dany: The fire leapt merrily in the forge, casting shadows across their faces. In this dance of light and dark, Dany felt safe enough to let go of her repressed emotions. She wept openly, no longer ashamed of vulnerability. When she cried out, it was not in anger but in relief. Like rain after a drought. And Seraphi held her close, cradling her head against her breastplate, whispering encouragement into her ear. This tender moment fortified them both, revealing bonds deeper than blood or iron. They emerged renewed, ready to face whatever lay ahead.</p> | | | |
| GPT-4o | | Qwen2-7B-Instruct | |
| <p>Based on the given scene and dialogue content, let's systematically analyze Dany's character traits using the provided Candidate Character Set:</p> <p>### Candidate Character Set: independent, gentle, kind, decisive, resilient</p> <p>### Analyzing Dany's Traits:</p> <ol style="list-style-type: none"> **Gentle** - "Nothing," she said softly. - Dany places a hand on her chest, wrestling with hidden feelings. - She felt safe enough to let go of her repressed emotions and cried openly in relief. **Kind** - Dany reminisces and smiles wistfully when recalling Belis calling Seraphi "the healer." - This indicates a sense of kindness and warmth in Dany as she cherishes positive memories and expresses gratitude for Seraphi's healing presence. **Resilient** - "It is only my own weakness. But tell me, how did you learn to mend such injuries?" - She reveals her inner doubts but also seeks understanding and strength from Seraphi. - Dany displays resilience by confronting her own perceived weaknesses and showing an ability to find comfort and rebuild strength from her emotional release. **Decisive** - Dany initially tries to hide her troubles by softly saying, "Nothing," implying she often stays resolute in handling her own concerns alone. - The shift from hiding her feelings to openly weeping implies a decisive move towards dealing with her own emotions. <p>This is a subtle but strong indication of her decisive nature, even about her vulnerabilities.</p> <p>### Conclusion: Dany exemplifies multiple traits matching the candidate set. She is gentle, kind, resilient, and somewhat decisive in her interaction and emotional journey in the scene.</p> <p>### JSON-serializable Format: ```json {"character": "gentle, kind, resilient, decisive"}```</p> | | <pre>{ "character": "gentle, kind" }</pre> | |
| | | <p>To evaluate Dany's character traits based on the provided dialogue and scene, let's break down her interactions and responses:</p> <p>### Dialogue Analysis</p> <p>**Gentle**</p> <ul style="list-style-type: none"> - Dany speaks softly ("Nothing," she said softly). - Her tone throughout the conversation remains calm and soothing, even while expressing deep emotions ("But tell me, how did you learn to mend such injuries?"). <p>**Kind**</p> <ul style="list-style-type: none"> - Dany shows empathy towards Seraphi by acknowledging her pain and seeking understanding ("How can I hope to make things whole again when all I have done is cut and wound?"). - She expresses gratitude and respect toward Seraphi, calling her the healer and recognizing her supportive nature ("You truly are the healer ..."). <p>**Decisive**</p> <ul style="list-style-type: none"> - Although there isn't much evidence of decisiveness directly related to action within the given dialogues, Dany does show determination in facing her internal struggles and vulnerabilities. However, this might be less prominent compared to other traits due to the context being primarily about emotional exploration rather than decision-making processes. <p>**Resilient**</p> <ul style="list-style-type: none"> - Despite her apparent weakness, Dany exhibits resilience through her ability to endure and seek solutions ("Tell me, how did you learn to mend such injuries?"). - She acknowledges her own struggles and continues to stand tall even after sharing her fears ("When she cried out, it was not in anger but in relief..."). <p>**Independent**</p> <ul style="list-style-type: none"> - While she seeks comfort and guidance from Seraphi, Dany also displays moments where she takes control of her thoughts and emotions ("In this dance of light and dark, Dany felt safe enough to let go of her repressed emotions..."). <p>From the analysis, the most fitting character traits for Dany based on the dialogue and scene description would include "gentle," "kind," "resilient," and possibly "independent" though it is relatively weaker among the listed traits.</p> <p>```{"character": "gentle, kind, resilient"}```</p> | |

Figure 19: Illustration of **Character Alignment Case** in Dany's Dialogue Using the Qwen2-7B Model

| | | | |
|---|--|---|--|
| <p>Role Name: Dany</p> <p>Style: gentle, resolute</p> <p>Personality: INFJ</p> <p>Character: independent, gentle, kind, decisive, resilient</p> <p>World: Medieval Epic Fantasy World</p> <p>Scenario:</p> <p>Inside the dimly lit forge, Dany observes Seraphi's skilled hammering. Sparks fly as metal meets anvil. Dany, gentle yet resolute, places a hand on her chest, wrestling with hidden feelings. Seraphi's hands, strong and precise, shape a glowing sword, its reflection dancing in Dany's introspective eyes. Sensing Dany's inner turmoil, Seraphi pauses, offering a warm, understanding gaze. The two share a silent moment of unspoken support, an unyielding bond forged in the glow of the hearth.</p> <p>Dany's emotions: happiness 3 sadness 7 disgust 0 fear 4 surprise 1 anger 1</p> <p>Relationship score between Dany and Seraphi: 8.0</p> | | <p>Chat Role Name: Seraphi</p> <p>Role Description:</p> <p>Seraphi is a skilled blacksmith in a bustling medieval town, known for her strong yet gentle hands and precision in crafting weapons and armor. Her resilience and decisiveness guide a small team of apprentices, and her intuitive understanding of metal makes her a respected figure, offering quiet comfort and firm guidance by the forge.</p> | |
| For prompting dialogue generation | | | |
| <p>Dialogues:</p> <p>Seraphi: "These flames speak louder than words, Dany. What troubles your heart so deeply?"</p> <p>Dany: "Nothing," she said softly. "Everything has been set right."</p> <p>Seraphi: "Care not burdens alone, Dany. Even tempered steel needs tending, share with me, so I may aid you as I do these blades."</p> <p>Dany: (Exhales) "It is only my own weakness. But tell me, how did you learn to mend such injuries? How can I hope to make things whole again when all I have done is cut and wound?"</p> <p>Seraphi: "Strength is born from knowing one's own heart, Dany. I learned by feeling the metal's pulse—each fragment holds promise of rebirth. Healing starts with belief in renewal."</p> <p>Dany: "I believe it was Belis who first called you 'the healer.'" She smiled wistfully at the memory. "He saw something in you then, even before he laid eyes upon your face."</p> <p>Seraphi: "Aye, Belis had a keen eye for truth. His faith kindled a warmth in me, just as your presence does now, Dany. You see, healing begins with trust."</p> <p>Dany: You truly are the healer ...</p> <p>Seraphi: "Mayhap 'tis because I see strength in everyone, even when they cannot see it themselves. You possess more resilience than you know, Dany. Believe in your own light."</p> <p>Dany: The fire leapt merrily in the forge, casting shadows across their faces. In this dance of light and dark, Dany felt safe enough to let go of her repressed emotions. She wept openly, no longer ashamed of vulnerability. When she cried out, it was not in anger but in relief. Like rain after a drought. And Seraphi held her close, cradling her head against her breastplate, whispering encouragement into her ear. This tender moment fortified them both, revealing bonds deeper than blood or iron. They emerged renewed, ready to face whatever lay ahead.</p> | | | |
| GPT-4o | | Mistral-Nemo-Instruct-2407 | |
| <p>Based on the given scene and dialogue content, let's systematically analyze Dany's character traits using the provided Candidate Character Set:</p> <p>### Candidate Character Set: independent, gentle, kind, decisive, resilient</p> <p>### Analyzing Dany's Traits:</p> <ol style="list-style-type: none"> **Gentle** - "Nothing," she said softly. - Dany places a hand on her chest, wrestling with hidden feelings. - She felt safe enough to let go of her repressed emotions and cried openly in relief. **Kind** - Dany reminisces and smiles wistfully when recalling Belis calling Seraphi "the healer." - This indicates a sense of kindness and warmth in Dany as she cherishes positive memories and expresses gratitude for Seraphi's healing presence. **Resilient** - "It is only my own weakness. But tell me, how did you learn to mend such injuries?" - She reveals her inner doubts but also seeks understanding and strength from Seraphi. - Dany displays resilience by confronting her own perceived weaknesses and showing an ability to find comfort and rebuild strength from her emotional release. **Decisive** - Dany initially tries to hide her troubles by softly saying, "Nothing," implying she often stays resolute in handling her own concerns alone. - The shift from hiding her feelings to openly weeping implies a decisive move towards dealing with her own emotions. <p>This is a subtle but strong indication of her decisive nature, even about her vulnerabilities.</p> <p>### Conclusion: Dany exemplifies multiple traits matching the candidate set. She is gentle, kind, resilient, and somewhat decisive in her interaction and emotional journey in the scene.</p> <p>### JSON-serializable Format: ```json {"character": "gentle, kind, resilient, decisive"}```</p> | | <p>Based on the dialogue content and scene, here's the analysis of Dany's character:</p> <ul style="list-style-type: none"> - **Independent**: Dany initially seems reluctant to share her feelings with Seraphi, indicating a level of independence. She says, "Nothing... Everything has been set right," when asked about her troubles. However, this trait is not strongly exhibited throughout the conversation. - **Gentle**: Dany's demeanor is gentle and soft-spoken. She speaks softly when she says, "Nothing... Everything has been set right," and later, "It is only my own weakness." Her gentle nature is also reflected in her emotional vulnerability when she weeps openly. - **Kind**: Although not explicitly stated, Dany's kindness is implied through her emotional openness and her willingness to trust Seraphi with her feelings. She shows empathy when she asks, "How can I hope to make things whole again when all I have done is cut and wound?" - **Decisive**: Dany does not exhibit strong decisiveness in this dialogue. She is more introspective and emotionally vulnerable than assertive or decisive. - **Resilient**: Dany demonstrates resilience in her willingness to face her emotions and seek support from Seraphi. She shows strength in her vulnerability, as seen when she weeps openly and finds relief in doing so. Seraphi even affirms this trait when she says, "You possess more resilience than you know, Dany." <p>Based on this analysis, the character traits from the candidate set that match Dany's dialogue content are:</p> <pre>{ "character": "gentle, resilient" }</pre> | |
| | | <p>To analyze Dany's character traits based on the provided dialogue content and scene, let's examine her dialogue and behavior in detail:</p> <ol style="list-style-type: none"> **Independent**: - Dany's dialogue, "Nothing," she said softly, "Everything has been set right," suggests she has faced and managed her issues independently before seeking Seraphi's aid. - She acknowledges her own weakness and expresses a desire to handle her problems, indicating a sense of self-reliance. **Gentle**: - Dany's manner of speech is soft and gentle, as noted when she says, "Nothing," she said softly, "Everything has been set right." - Her interactions with Seraphi are marked by a gentle touch and introspective exploration of her feelings, showing her tender side. **Kind**: - Dany's concern over her own weakness and Seraphi's reassurance indicate she is considerate of others and their feelings. - She expresses gratitude and recognizes Seraphi's help, demonstrating kindness and empathy. **Decisive**: - Although Dany is gentle and kind, there is a point where she decisively lets go of her emotions and cries, signifying a clear resolution to confront her feelings. - Her decision to share her burdens with Seraphi shows that she can make firm choices to improve her situation. **Resilient**: - Despite her inner turmoil, Dany continues to function and seek solutions, showing resilience. - Her ability to open up and express vulnerability, as well as her interactions with Seraphi, suggest she is emotionally resilient and capable of renewal. <p>Based on the dialogue content and the specific examples provided, the following character traits from the candidate set match Dany's character:</p> <p>```{"character": "independent, gentle, kind, decisive, resilient"}```</p> | |

Figure 20: Illustration of **Character Alignment Case** in Dany's Dialogue Using the Mistral-Nemo Model

| <p>Role Name: Sonny</p> <p>Style: reckless, impatient</p> <p>Personality: ESTP</p> <p>Character: irritable, lustful, brave but tactless</p> <p>World: 20th Century Italian Mafia World</p> <p>Scenario:</p> <p>In the dimly lit back room of a bustling Italian restaurant, Sonny and Franco huddle over a small table laden with maps and plans. The air is thick with the scents of garlic and tense anticipation. Sonny paces back and forth, gesturing wildly as he points to a location on the map, while Franco leans in, fists clenched on the table, eyes fixed with a relentless determination to safeguard their family's empire. The room vibrates with a mix of recklessness and practicality as they prepare for the night's high-stakes operation.</p> <p>Sonny's emotions: happiness 1 sadness 2 disgust 5 fear 3 surprise 4 anger 9</p> <p>Relationship score between Sonny and Franco: 8.0</p> | <p>Chat Role Name: Franco</p> <p>Role Description:</p> <p>Franco is a fiery enforcer with a short fuse and a relentless drive to protect the family at all costs. He is fiercely loyal, with a tendency to bulldoze through problems with brute force rather than finesse. Franco shares Sonny's impudence and recklessness, but his practicality in dealing with immediate threats often puts him on a collision course with Sonny's more daring and tactless decisions.</p> |
|---|---|
| <p>Dialogues:</p> <p>Franco: "Sonny, listen. That warehouse on 5B... too many windows, too exposed. You sure we ain't walkin' into a trap?"</p> <p>Sonny: "I dunno. It's a risk. But it's one we've gotta take." He slams his hand down on the map. "Here! This is where our new shipment will be coming from!" He points furiously at the map, then pivots on his heel and begins pacing again. "We'll hit them at noon sharp. Get everybody out there who can drive a stake through the heart of a goddamn rat. I don't care how many they send against us... we're makin' it two against one hundred. Those bastards won't know what hit 'em. And when this smoke clears up, the whole city will know whose side the Corleone family's on." His voice drops low and urgent. "Get ready. We could be gettin' some reinforcements. Don't let your guard down. Go easy on these guys. They haven't got nothin' to lose by talkin'. But if you gotta knock somebody off... just make sure it looks like an accident. Now... go... before they start comin' in from lunchtime! Do you understand? Do you really understand what I'm sayin'? Are you clear about what I expect of you? What I demand of you? Don't come back here!"</p> <p>Franco: "Easy, Sonny. I get it. But if this goes sideways, we're the ones buried, not them. We need backup plans, 'cause mistakes ain't an option here."</p> <p>Sonny: "You think this is gonna go wrong? How dare you suggest that?!" Have you forgotten who we are? Who backs us up? Who keeps the peace around here? Don't you know how much blood has already been spilled to keep things runnin' smooth? Not even the police give us any trouble anymore. We're the law. When did you ever hear the cops complain about a Corleone? Never. Just stay focused. Stay strong. Remember what Pappy told you. Family first. Always. That means everybody. Franco. Our lives depend on it. Got it?"</p> <p>Franco: "Alright, boss. I hear ya. But remember, plans fall apart if we ain't cautious. I'll make sure we got an exit strategy, just in case. For the family."</p> <p>Sonny: "Good boy, Franco. That's my man. My right arm. Godfather's left eye. I love you, brother. Let's go... before they start comin' in from lunchtime. Don't forget... move fast. Be smart. Backtalk only when necessary. And never tell anybody what we're doin' next. Alright? Alright? Alright?"</p> <p>Franco: "Yeah, Sonny. I love you too, brother. We'll hit 'em hard and clean. Let's show 'em what happens when they mess with the Corleones."</p> <p>Sonny: "See you later... Don't forget to bring your gun." "Keep your hands close." "Never turn your back on an enemy." "Always have someone watch your six." "When in doubt, blow it." "Take it easy." "Don't sweat it." "Stay cool." "You never know."</p> <p>Franco: "I won't forget, Sonny. I'll be armed and ready. And don't worry, I always watch my back. Let's do this, for the family."</p> <p>Sonny: "Let's go... before they start comin' in from lunch time. Don't forget... move fast. Be smart. Backtalk only when necessary. And never tell anyone what we're doin' next. Alright?"</p> | <p>GPT-4o</p> <p>In this scene, Sonny's displayed emotions emerge through his aggressive and passionate dialogue and his vigorous actions. We analyze each of the six basic emotions based on Sonny's dialogue and actions.</p> <p>## Happiness</p> <p>Sonny does exhibit a degree of happiness, especially when he shows confidence and camaraderie with Franco. For example, when he calls Franco his "right arm" and expresses love for him, there is a clear sense of joy in their brotherly bond. However, this emotion is relatively minor compared to others.</p> <p>## Sadness</p> <p>Sonny doesn't clearly display sadness in this scene. His focus is more on strategic planning, assertiveness, and rallying Franco rather than exhibiting any clear signs of being sad or downcast. There's no dialogue or action in the scene that directly conveys a sense of sadness.</p> <p>## Disgust</p> <p>There is a notable expression of disgust, particularly towards the enemy and the situation at hand. Sonny's reckless and impatient speech, including phrases like "drive a stake through the heart of a goddamn rat" and "Those bastards won't know what hit 'em," reveals a strong aversion and contempt for their adversaries.</p> <p>## Fear</p> <p>While Sonny acknowledges the risk they're taking ("I dunno. It's a risk. But it's one we've gotta take"), his dialogue focuses more on bravado and confidence. There's little evidence that he openly exhibits fear. His arguments and rallying cries are meant to inspire confidence and action rather than reveal fear.</p> <p>## Surprise</p> <p>There's no significant display of surprise in this scene. Sonny seems to be prepared and in control of the situation, indicating a lack of unexpected elements or reactions within the dialogue provided.</p> <p>## Anger</p> <p>Anger is one of the dominant emotions Sonny exhibits. His irritable and impatient nature reflects in his dialogue. His aggressive and emphatic speech, along with actions like slamming his hand down on the map and lecturing Franco aggressively, displays his irritation and anger, especially towards the enemy and doubts cast by Franco.</p> <p>Based on this analysis, the scores for each emotion are as follows:</p> <pre> { "happiness": 2, "sadness": 0, "disgust": 6, "fear": 1, "surprise": 0, "anger": 10 } </pre> |
| <p>Qwen2-7B-Instruct</p> <p>In this intense scene, Sonny displays heightened emotions driven by the urgency and stakes of the situation. Through his wild gestures and fervent speech, Sonny shows a deep sense of determination and bravado typical of his irritable and impatient personality traits.</p> <p>His determination and confidence are evident as he speaks authoritatively to Franco, underscoring his belief in the superiority of the Corleone family. However, beneath the surface of his bold statements lies a subtle undercurrent of anxiety and apprehension regarding the potential fallout and risks involved ("It's a risk. But it's one we've gotta take").</p> <p>Sonny's terse commands reflect his frustration and impatience, hinting at his short temper and readiness to react aggressively ("Have you forgotten who we are?"). There is also an element of strategic thinking despite the heat of the moment, showing his awareness of broader implications and the necessity of careful planning.</p> <p>While Sonny does exhibit moments of tenderness towards his brother-in-arms ("I love you, brother"), these are fleeting amidst the pressing demands and tension of the scene.</p> <p>Thus, Sonny predominantly shows anger, determination, and underlying fear masked by a brave front, with minor expressions of happiness and sadness.</p> <pre> { "happiness": 2, "sadness": 0, "disgust": 4, "fear": 6, "surprise": 1, "anger": 8 } </pre> | <p>Qwen2-7B (RPA & CC & CSERP)</p> <p>In this intense scene, Sonny displays heightened emotions driven by the urgency and stakes of the situation. Through his wild gestures and fervent speech, Sonny shows a deep sense of determination and bravado typical of his irritable and impatient personality traits.</p> <p>His determination and confidence are evident as he speaks authoritatively to Franco, underscoring his belief in the superiority of the Corleone family. However, beneath the surface of his bold statements lies a subtle undercurrent of anxiety and apprehension regarding the potential fallout and risks involved ("It's a risk. But it's one we've gotta take").</p> <p>Sonny's terse commands reflect his frustration and impatience, hinting at his short temper and readiness to react aggressively ("Have you forgotten who we are?"). There is also an element of strategic thinking despite the heat of the moment, showing his awareness of broader implications and the necessity of careful planning.</p> <p>While Sonny does exhibit moments of tenderness towards his brother-in-arms ("I love you, brother"), these are fleeting amidst the pressing demands and tension of the scene.</p> <p>Thus, Sonny predominantly shows anger, determination, and underlying fear masked by a brave front, with minor expressions of happiness and sadness.</p> <pre> { "happiness": 2, "sadness": 0, "disgust": 4, "fear": 6, "surprise": 1, "anger": 8 } </pre> |

Figure 21: Illustration of **Emotion Alignment Case** in Sonny's Dialogue Using the Qwen2-7B Model

| <p>Role Name: Sonny</p> <p>Style: reckless, impatient</p> <p>Personality: ESTP</p> <p>Character: irritable, lustful, brave but tactless</p> <p>World: 20th Century Italian Mafia World</p> <p>Scenario:</p> <p>In the dimly lit back room of a bustling Italian restaurant, Sonny and Franco huddle over a small table laden with maps and plans. The air is thick with the scents of garlic and tense anticipation. Sonny paces back and forth, gesturing wildly as he points to a location on the map, while Franco leans in, fists clenched on the table, eyes fixed with a relentless determination to safeguard their family's empire. The room vibrates with a mix of recklessness and practicality as they prepare for the night's high-stakes operation.</p> <p>Sonny's emotions: happiness 1 sadness 2 disgust 5 fear 3 surprise 4 anger 9</p> <p>Relationship score between Sonny and Franco: 8.0</p> | <p>Chat Role Name: Franco</p> <p>Role Description:</p> <p>Franco is a fiery enforcer with a short fuse and a relentless drive to protect the family at all costs. He is fiercely loyal, with a tendency to bulldoze through problems with brute force rather than finesse. Franco shares Sonny's impudence and recklessness, but his practicality in dealing with immediate threats often puts him on a collision course with Sonny's more daring and tactless decisions.</p> |
|---|---|
| <p>Dialogues:</p> <p>Franco: "Sonny, listen. That warehouse on 5B... too many windows, too exposed. You sure we ain't walkin' into a trap?"</p> <p>Sonny: "I dunno. It's a risk. But it's one we've gotta take." He slams his hand down on the map. "Here! This is where our new shipment will be coming from!" He points furiously at the map, then pivots on his heel and begins pacing again. "We'll hit them at noon sharp. Get everybody out there who can drive a stake through the heart of a goddamn rat. I don't care how many they send against us... we're makin' it two against one hundred. Those bastards won't know what hit 'em. And when this smoke clears up, the whole city will know whose side the Corleone family's on." His voice drops low and urgent. "Get ready. We could be gettin' some reinforcements. Don't let your guard down. Go easy on these guys. They haven't got nothin' to lose by talkin'. But if you gotta knock somebody off... just make sure it looks like an accident. Now... go... before they start comin' in from lunchtime! Do you understand? Do you really understand what I'm sayin'? Are you clear about what I expect of you? What I demand of you? Don't come back here!"</p> <p>Franco: "Easy, Sonny. I get it. But if this goes sideways, we're the ones buried, not them. We need backup plans, 'cause mistakes ain't an option here."</p> <p>Sonny: "You think this is gonna go wrong? How dare you suggest that?!" Have you forgotten who we are? Who backs us up? Who keeps the peace around here? Don't you know how much blood has already been spilled to keep things runnin' smooth? Not even the police give us any trouble anymore. We're the law. When did you ever hear the cops complain about a Corleone? Never. Just stay focused. Stay strong. Remember what Pappy told you. Family first. Always. That means everybody. Franco. Our lives depend on it. Got it?"</p> <p>Franco: "Alright, boss. I hear ya. But remember, plans fall apart if we ain't cautious. I'll make sure we got an exit strategy, just in case. For the family."</p> <p>Sonny: "Good boy, Franco. That's my man. My right arm. Godfather's left eye. I love you, brother. Let's go... before they start comin' in from lunchtime. Don't forget... move fast. Be smart. Backtalk only when necessary. And never tell anybody what we're doin' next. Alright? Alright? Alright?"</p> <p>Franco: "Yeah, Sonny. I love you too, brother. We'll hit 'em hard and clean. Let's show 'em what happens when they mess with the Corleones."</p> <p>Sonny: "See you later... Don't forget to bring your gun." "Keep your hands close." "Never turn your back on an enemy." "Always have someone watch your six." "When in doubt, blow it." "Take it easy." "Don't sweat it." "Stay cool." "You never know."</p> <p>Franco: "I won't forget, Sonny. I'll be armed and ready. And don't worry, I always watch my back. Let's do this, for the family."</p> <p>Sonny: "Let's go... before they start comin' in from lunch time. Don't forget... move fast. Be smart. Backtalk only when necessary. And never tell anyone what we're doin' next. Alright?"</p> | <p>GPT-4o</p> <p>In this scene, Sonny's displayed emotions emerge through his aggressive and passionate dialogue and his vigorous actions. We analyze each of the six basic emotions based on Sonny's dialogue and actions.</p> <p>## Happiness</p> <p>Sonny does exhibit a degree of happiness, especially when he shows confidence and camaraderie with Franco. For example, when he calls Franco his "right arm" and expresses love for him, there is a clear sense of joy in their brotherly bond. However, this emotion is relatively minor compared to others.</p> <p>## Sadness</p> <p>Sonny doesn't clearly display sadness in this scene. His focus is more on strategic planning, assertiveness, and rallying Franco rather than exhibiting any clear signs of being sad or downcast. There's no dialogue or action in the scene that directly conveys a sense of sadness.</p> <p>## Disgust</p> <p>There is a notable expression of disgust, particularly towards the enemy and the situation at hand. Sonny's reckless and impatient speech, including phrases like "drive a stake through the heart of a goddamn rat" and "Those bastards won't know what hit 'em," reveals a strong aversion and contempt for their adversaries.</p> <p>## Fear</p> <p>While Sonny acknowledges the risk they're taking ("I dunno. It's a risk. But it's one we've gotta take"), his dialogue focuses more on bravado and confidence. There's little evidence that he openly exhibits fear. His arguments and rallying cries are meant to inspire confidence and action rather than reveal fear.</p> <p>## Surprise</p> <p>There's no significant display of surprise in this scene. Sonny seems to be prepared and in control of the situation, indicating a lack of unexpected elements or reactions within the dialogue provided.</p> <p>## Anger</p> <p>Anger is one of the dominant emotions Sonny exhibits. His irritable and impatient nature reflects in his dialogue. His aggressive and emphatic speech, along with actions like slamming his hand down on the map and lecturing Franco aggressively, displays his irritation and anger, especially towards the enemy and doubts cast by Franco.</p> <p>Based on this analysis, the scores for each emotion are as follows:</p> <pre> { "happiness": 2, "sadness": 0, "disgust": 6, "fear": 1, "surprise": 0, "anger": 10 } </pre> |
| <p>Mistral-Nemo-Instruct-2407</p> <p>Based on the dialogues, Sonny's emotions can be analyzed as follows:</p> <ul style="list-style-type: none"> - Happiness**: Sonny displays a strong sense of confidence and excitement about the upcoming operation, which is a form of happiness. He is eager to show his strength and assert his family's dominance. (Score: 7/10) - Sadness**: There is no indication of sadness in Sonny's dialogues. He is focused on the task at hand and does not show any signs of emotional distress or sorrow. (Score: 0/10) - Disgust**: Sonny does not express any feelings of disgust in his dialogues. He is not repulsed or offended by anything in the situation. (Score: 0/10) - Fear**: Although there is some tension and risk involved in the operation, Sonny does not display any fear. He is confident in his family's power and does not seem worried about the potential consequences. (Score: 1/10) - Surprise**: Sonny is not surprised by the situation or Franco's concerns. He is aware of the risks and is prepared to deal with them. (Score: 0/10) - Anger**: Sonny does show signs of anger, particularly when Franco suggests that the operation could go wrong. He is irritated by the suggestion and asserts his family's power and influence. (Score: 6/10) <p>Here's the JSON format:</p> <pre> { "happiness": 7, "sadness": 0, "disgust": 0, "fear": 1, "surprise": 0, "anger": 6 } </pre> | <p>Mistral-Nemo (RPA & CC & CSERP)</p> <p>In this scene, Sonny demonstrates a complex mixture of emotions through his dialogue and actions. His speech is laced with urgency and determination, revealing a high level of engagement and resolve. The pacing and the violent gestures indicate an elevated state of readiness and some underlying tension. His interactions with Franco show moments of brotherly affection and trust, suggesting a touch of happiness, but these are overshadowed by more intense emotions.</p> <p>Sonny's repeated assurances and directives reflect his need for control and certainty, which can be linked to his personality traits of being irritable and having a short temper. His anger is evident in the forceful way he communicates, especially when he slams his hand down on the map or speaks furiously about handling enemies. Despite the danger involved, Sonny's bravery and determination overshadow any explicit fear, though the tension in his voice implies some concern for the risks they are taking.</p> <p>There is no significant indication of sadness or surprise in his dialogue, as his focus is on the task at hand and ensuring success. Disgust is subtly present when he speaks about the rats and ensuring they are dealt with harshly, reflecting his contempt for those who pose a threat to his family.</p> <p>Based on this analysis, here are the evaluated scores:</p> <pre> { "happiness": 2, "sadness": 0, "disgust": 4, "fear": 3, "surprise": 1, "anger": 8 } </pre> |

Figure 22: Illustration of **Emotion Alignment Case** in Sonny's Dialogue Using the Mistral-Nemo Model