

Integrating Multi-Modal Input Token Mixer into Mamba-Based Decision Models: Decision MetaMamba

Wall Kim

Samsung Electronics Co., Ltd. Hwaseong, South Korea
wall.kim@samsung.com

Abstract

Return-Conditioned Transformer Decision Models (RCTDM) have demonstrated the potential to enhance transformer performance in offline reinforcement learning by replacing rewards in the input sequence with returns-to-go. However, to achieve the goal of learning an optimal policy from offline datasets composed of limited suboptimal trajectories, RCTDM required alternative methods. One prominent approach, trajectory stitching, was designed to enable the network to combine multiple trajectories to find the optimal path. To implement this using only transformers without auxiliary networks, it was necessary to shorten the input sequence length to better capture the Markov property in reinforcement learnings. This, however, introduced a trade-off, as it reduced the accuracy of action inference. Our study introduces a model named Decision MetaMamba to resolve these challenges. DMM employs an input token mixer to extract patterns from short sequences and uses a State Space Model (SSM) to selectively combine information from relatively distant sequences. Inspired by Metaformer, this structure was developed by transforming Mamba’s input layer into various multi-modal layers. Fortunately, with the advent of Mamba, implemented using parallel selective scanning, we achieved a high-performance sequence model capable of replacing transformers. Based on these innovations, DMM demonstrated excellent performance across various datasets in offline RL, confirming that models using SSM can improve performance by domain-specific alterations of the input layer. Additionally, it maintained its performance even in lightweight models with fewer parameters. These results suggest that decision models based on SSM can pave the way for improved outcomes in future developments.

Code — <https://github.com/too-z/decision-metamamba>

Introduction

There have been attempts to view offline reinforcement learning (Levine et al. 2020) as a dynamic system and to find functions such as the Koopman operator to interpret this system, thereby evaluating the policies of value-based RL models and improving their performance (Weissenbacher et al. 2022), (Retchin et al. 2023), (Rozwood et al. 2024). Meanwhile, Koopman theory has also been applied to state-space models (SSMs), leading to the development of SSMs based

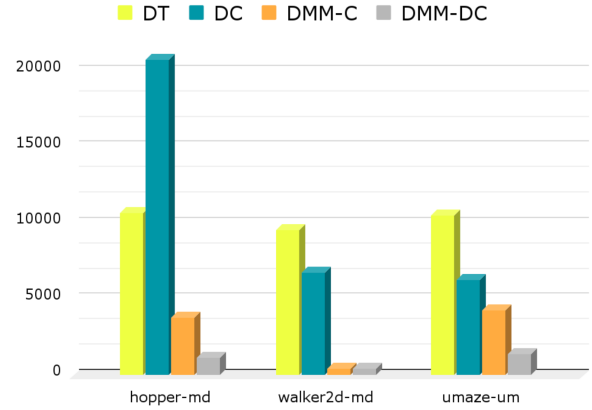
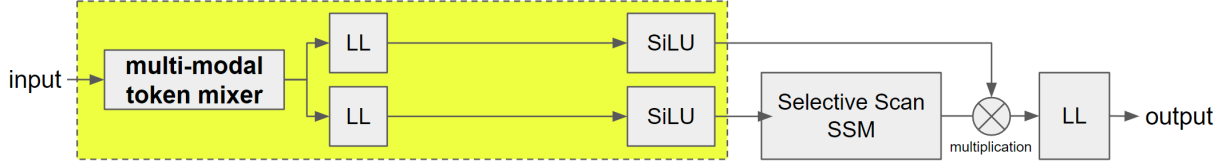


Figure 1: the number of parameters per score for each dataset

on this theory (Orvieto et al. 2023). Various deep learning-based variants of such SSMs (Gu, Goel, and Ré 2021), (Gu and Dao 2023) are being proposed as decision models for offline RL rather than merely as auxiliary tools. Transformers, which can be considered a type of SSM (Dao and Gu 2024), have also demonstrated outstanding performance in sequence generation problems and, based on this, have shown good performance as models conditioned on return in offline RL. Recently, there have been improvements in various areas of offline RL by modifying token mixers in transformer architectures.

However, employing transformers as decision models poses two main challenges. The first challenge is that adopting language models directly is not well-suited for handling trajectory data comprising status information of locomotive objects or visual data. The second challenge is the tendency to learn a suboptimal policy due to the limited distribution of training data. For the first challenge, replacing the token mixer with convolution-based approaches yielded substantial performance improvements, inspired by the Metaformer (Yu et al. 2022) designed to enhance vision problems using transformers. Specifically, the 1D convolution token mixer employed causal convolution, which pads only the front of the sequence to ensure causality, differing from the masking used in attention. It also applied distinct

Single input sequence transformation



Double input sequence transformation

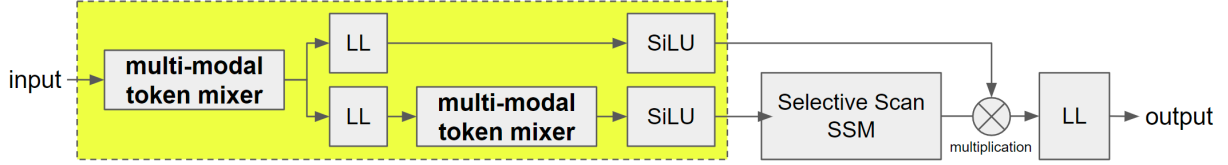


Figure 2: The network architecture of Decision MetaMamba (DMM) modifies the input layer of the Vanilla Mamba structure. By utilizing a multi-modal token mixer for sequence transformation at the forefront of the input layer, the model is designated as a Single DMM. If an additional multi-modal token mixer is added after the input projection, it becomes a Double DMM model. In the Vanilla Mamba architecture, a 1D convolution token mixer is used after the input projection, whereas in the Single DMM, the token mixer is positioned before the input projection to ensure that all inputs of the SSM receive an integrated input that considers short sequences.. 'LL' denotes Linear Layer.

filters for each mode (reward, state, action), leading to significant performance gains (Kim et al. 2024).

To address the issue of learning sub-optimal policies, return-conditioned supervised learning was initially proposed, which uses returns-to-go as inputs instead of rewards. Despite this, the return-conditioned transformer still behaved similarly to behavioral cloning by mimicking the sequences of states and actions. Various augmented structures, such as trajectory transformers (Janner, Li, and Levine 2021), Elastic DT (Wu, Wang, and Hamaya 2024), and critic-guided DT (Wang et al. 2024), were proposed to overcome this limitation. Among these, Elastic DT trained the model to enable trajectory stitching by adjusting the input sequence length dynamically. The motivation for dynamically adjusting the sequence length was due to the variation in the model’s action inference outcomes depending on the sequence length. Typically, optimal paths were predicted with shorter sequences, while occasionally longer sequences were needed to infer optimal actions.

To address these complex issues, we propose a novel approach called Decision MetaMamba (DMM). Our approach modifies the input layer of Mamba (Gu and Dao 2023), a sequence model based on state space models, to infer better actions. In the original structure of Mamba, the input embeddings are mixed through a causal 1D-Convolution layer. We replace this with a Multi-modal layer using three different convolution filters or linear layers, each corresponding to states, actions, and RTGs modes and change the location as you see in the Figure 2. The convolution filters and linear layers only consider a sequence of embeddings within a window, mixing without regard to sequence order, with information from previous steps being propagated by overlapping layers. Consequently, the selective scan SSM is used in later stages to produce outputs considering the entire sequence. The use of sequence models also allowed us to eliminate positional encoding, reducing the potential for

behavioral cloning caused by positional encoding.

Generally, sequence models like RNNs are fast during inference but have very slow training speeds. Conversely, transformers benefit from parallel training but suffer from high time complexity in self-attention during inference. The recently developed selective scan SSM offers fast performance during both training and inference. In this paper, we evaluated our proposed model on D4RL datasets. Furthermore, we confirmed the possibility of developing models with fewer parameters while achieving higher performance through additional structural modifications.

The main contributions of this study are as follows:

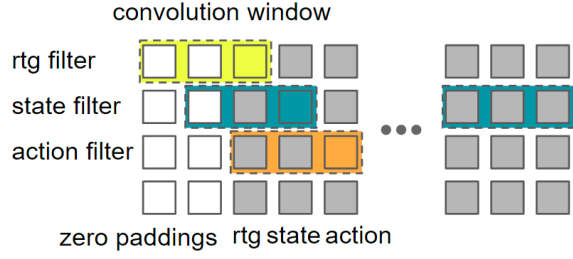
- We propose a new decision model architecture with enhanced performance through a data-specific modified input layer in a sequence model employing the selective scan SSM.
- We introduce a novel architecture for sequence transformation that integrates linear layers and 1D convolutions, which can consider both proximate and distant sequences in producing results when combined with SSMs.
- By adopting multi-modal input layers, we achieve performance improvements while using fewer parameters compared to existing models.
- By eliminating positional encoding from the return-conditioned decision model, we reduce the risk of behavioral cloning and enhance the model’s applicability to data lacking proper time step annotations.

Related Work

Offline Reinforcement Learning

Offline reinforcement learning is a subfield of RL where the agent learns from a pre-collected dataset without additional environment interactions. This is crucial for applications where interactions are costly or risky. Challenges in

a. Multi-modal 1d-convolution



b. Multi-modal linear layer

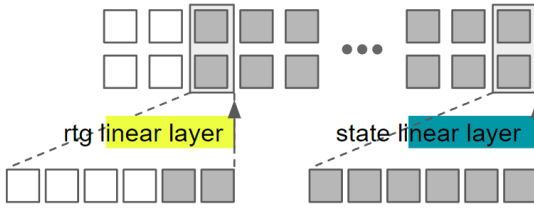


Figure 3: Multi-modal 1D convolution and linear layer are employed to extract hidden states using different layers for Rtg, state, and action embeddings. 1D-convolution connects different modes in the hidden dimension, while the linear layer connects them in the sequence dimension.

offline RL include distribution shift and extrapolation error. Distributional shift is the mismatch between the data distribution in the offline dataset and the distribution the agent encounters when deploying the learned policy. Extrapolation error occurs when the policy queries state-action pairs that are not well represented in the dataset, which is often due to the lack of sufficient expert demonstrations in offline RL datasets.

Methodological advances to overcome hurdles include Value-based behavioral regularization. Techniques like batch-constrained Q-learning (BCQ, (Fujimoto, Meger, and Precup 2019)), conservative Q-learning (CQL, (Kumar et al. 2020)), and implicit Q-Learning (IQL, (Kostrikov, Nair, and Levine 2021)) are designed to mitigate extrapolation errors by constraining the learned policy to stay close to the behavior policy that generated the dataset. Contrarily, Value-free approaches do not necessarily rely on Q functions. One such approach is Imitation learning, which aims to imitate the behavior policy by training on collected or desired trajectories filtered by heuristics or value functions. Trajectory Optimization, e.g. Multi-Game Decision Transformer (MGDT, (Lee et al. 2022)) and Trajectory Transformer (TT, (Janner, Li, and Levine 2021)), models joint state-action distribution over complete trajectories, reducing out-of-distribution action selection. To enable effective planning, this approach utilizes techniques such as beam search and reward estimates. Another widely known method is model-based approach. It uses learned models of the environment to generate synthetic data, which can augment the offline dataset and

improve learning(Weissenbacher et al. 2022).

Return-conditioned Decision Transformers

Offline RL decision models fundamentally aim to find the optimal policy from suboptimal trajectories. An easy way to learn the optimal policy is to have many trajectories in the training dataset that are close to the optimal policy. However, in most cases, such trajectories are either nonexistent or very few. To overcome this, decision transformers and their variants use returns-to-go inputs. Information that can be obtained after an action is performed, such as returns-to-go, is called hindsight information, and it provides intuition on what should have been done differently. (Furuta, Matsuo, and Gu 2021) revealed that decision transformers learn policies through hindsight matching to ensure that the predicted statistical values for future states from the trajectory are satisfied. During evaluation, the target returns-to-go used as input are typically higher than the actual returns, serving as the most crucial indicator for the model to output actions close to the optimal in that state. However, due to other sequential inputs such as state and action information, the model’s output can revert to being sub-optimal. Since it is supervised learning, if sequences similar to previous states and actions are input, the model will attend more to those and output actions based on a sub-optimal trajectory. This can lead to negative trajectory stitching, (where the policy learned from one trajectory adversely affects the policy learned from another trajectory). Because this is a characteristic of supervised learning, various auxiliary networks have been attempted to overcome this.

Metaformer

Metaformer is a framework proposed to enhance the performance of transformers in vision tasks. One of the models introduced within the Metaformer, PoolFormer, achieves superior results compared to baseline models such as (Dosovitskiy et al. 2021) and (Touvron et al. 2021a), and (Touvron et al. 2021b) despite its simple architecture that replaces the self-attention token mixer with pooling layers. The simplicity of PoolFormer’s structure also leads to a significant reduction in parameters, providing considerable advantages in terms of resource efficiency. Beyond excelling in vision tasks, Metaformer has influenced numerous other studies by abstracting the token mixer to achieve versatile functionalities. The name Metaformer itself was chosen to evoke this generalized structure. Another model within the Metaformer family, Decision Convformer(Kim et al. 2024), also demonstrates high performance in offline reinforcement learning tasks through variations in the token mixer.

State Space Model

To advance language models further, new architectures capable of surpassing the performance of Transformers have been developed. Among these, SSM is a field originally utilized in control engineering for dynamic system mapping using state variables. In the domain of deep learning, SSM has been developed into models that learn by parameterizing system functions that transform discrete state variables(BOURDOIS 2023).

The input state $x(t)$ is mapped to a latent space and then transformed back to the output state, which can be expressed by the following equation.

$$\dot{x}(t) = Ax(t) + Bh(t) \quad (1)$$

$$\dot{y}(t) = Cx(t) + Dh(t) \quad (2)$$

Represented by linear differential equations, SSM includes three time-dependent variables.

$$\begin{aligned} x(t) &\in \mathbb{C}^n, n \text{ input states} \\ h(t) &\in \mathbb{C}^k, k \text{ latent states} \\ y(t) &\in \mathbb{C}^m, m \text{ output states} \end{aligned}$$

This equation is represented by four learnable matrices.

$$\begin{aligned} A &\in n \times n: \text{state matrix}, B \in n \times k: \text{control matrix}, \\ C &\in m \times n: \text{output matrix}, D \in m \times k: \text{command matrix}, \end{aligned}$$

$Dh(t)$ can simply be represented as a skip connection in the network, so it can be excluded during the stages of implementing SSM using the above equation and added later. Therefore, when deriving the equation that represents SSM as a convolution, $Dh(t)$ is excluded.

Finding the latent $h(t)$ from continuous signal input is analytically challenging. Moreover, as most problems involve discrete datasets, a discretized model is necessary for processing. Traditional methods for discretization include the trapezoidal method and the Newton method, while Mamba employs the zero-order hold (ZOH) technique. Discretization is one of the most crucial components in state-space models (SSMs) because it allows the transformation of differential equations handling continuous functions into recurrent models and convolution models. Mathematically, discretized learnable matrices A and B with zero-order hold can be represented as follows:

$$\bar{A} = \exp(\Delta A) \quad (3)$$

$$\bar{B} = (\Delta A)^{-1}(\exp(\Delta A) - I) \cdot \Delta B \quad (4)$$

With our SSM incorporating discretized input, it becomes possible to solve problems for specific timesteps. This approach can be divided into recurrent methods, such as RNNs, and parallelizable convolution methods. A model that appropriately combines these two approaches during training and evaluation is introduced in the Linear State-Space Layer (Gu et al. 2021).

The convolutive view involves diagonalizing the repeatedly operated matrix A to create a convolution kernel through squaring.

$$y_0 = \hat{C}x_0 = \bar{C}\bar{B}h_0 \because \nexists x_{-1} \quad (5)$$

$$y_1 = \hat{C}x_1 = \hat{C}(\hat{A}\hat{B}h_0 + \hat{B}h_1) = \hat{C}\hat{A}\hat{B}h_0 + \hat{C}\hat{B}h_1 \quad (6)$$

$$y_2 = \hat{C}x_2 = \hat{C}(\hat{A}^2\hat{B}h_0 + \hat{A}\hat{B}h_1 + \hat{B}h_2) \quad (7)$$

$$= \hat{C}\hat{A}^2\hat{B}h_0 + \hat{C}\hat{A}\hat{B}h_1 + \hat{C}\hat{B}h_2 \quad (8)$$

Ultimately, the convolution kernel and representation can be expressed as follows.

$$\text{kernel } K = (CB, CAB, CA^2B, \dots) \quad (9)$$

$$y = K * h \quad (10)$$

Here, the matrices A , B , and C , represented as the convolution kernel, remain identical regardless of the input sequence. Therefore, we obtain a static representation model that is not content-aware. Among these, matrix A plays the most crucial role as it compresses information from the previous state and conveys it to the new state. To efficiently and extensively store information from the previous states, A is constructed using Hippo (High-order Polynomial Projection Operator). The imposition of Hippo as a structural condition on matrix A results in the Structured SSM, known as S4 (Gu, Goel, and Ré 2021).

Mamba

Mamba (Gu and Dao 2023) developed its model based on the structural foundation of S4 through two significant modifications. Previously, the linear time-invariant matrices A , B , and C were the same for all input tokens. As a result, it was unable to solve the selective copying problem, lacked content-aware reasoning, and consequently, could not achieve significant performance improvements in language tasks and performed poorly on the induction heads problem.

To address these issues, Mamba allowed matrices B and C , as well as the step size Δ , to vary based on the input. This enabled the model to possess content awareness. However, since B and C are now dynamically selected, it is no longer possible to use convolution parallelism with fixed kernels. These states can be easily computed through sequential operations using a for loop. However, parallelization presents a different challenge. What initially seemed impossible to parallelize was achieved by Mamba using a parallel scan algorithm (Harris, Sengupta, and Owens 2007).

Additionally, Mamba improved its speed by efficiently utilizing the hardware architecture of GPUs. By employing kernel fusion and recomputation of immediate states during the backward pass, it minimized data transfer between SRAM and DRAM (HBM).

Method

In the context of RCTDM, two well-known types of token mixers are Self-Attention and 1D Convolution. Self-Attention integrates tokens across long sequences by considering their interrelations, whereas 1D Convolution extracts patterns within short windows of tokens. Among these, 1D Convolution has recently demonstrated superior performance due to the Markov property, where attending to adjacent steps often yields better action decisions. However, Elastic Decision Transformer (Wu, Wang, and Hamaya 2024) has shown that dynamically determining the input sequence length to facilitate trajectory stitching can enhance performance, indicating that always using short sequences is not necessarily optimal for determining the best action. Therefore, we aimed to design a structure that focuses on

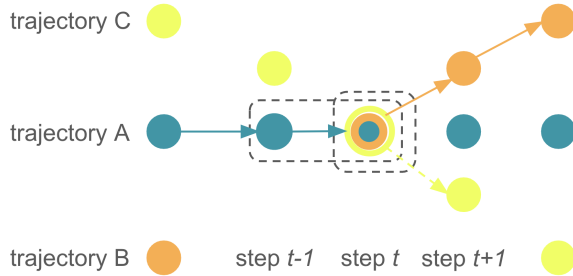


Figure 4: Offline RL learns from different trajectories. To learn the optimal policy, trajectory stitching must be performed by following the path of trajectory A until step t and then switching to the path learned from trajectory B at step $t+1$. In models that only attend to the current step, the accuracy of actions can be degraded due to the influence of multiple overlapping trajectories. In contrast, considering the influence of distant steps appropriately can facilitate the prediction of optimal actions by combining with the return condition.

proximal information while also integrating past step information as needed without additional networks. To achieve this, we adopted a method that adds an input layer capable of appropriately processing proximal step information to the SSM’s input layer, which can integrate distal information. Specifically, the sequence information filtered by small windows in the input layer is treated as the integration of embeddings from nearby steps. In contrast, the selective scan SSM is viewed as the integration of more distant sequences. This approach allows for focusing on short steps while also flexibly incorporating information from distant sequences.

Due to the characteristics of SSM, the model can achieve inference speeds nearly five times faster than transformers during evaluation, while also utilizing significantly fewer parameters and achieving better performance. Additionally, our model’s abstracted structure allows for the adoption of input layers with different characteristics depending on the dataset, thereby achieving optimal results.

Model Architecture

DMM is built upon the Mamba architecture. As illustrated in Figure 2, the original Mamba is divided into three main components. The first component is the input layer, which transforms the input state using a combination of linear layers, 1D-convolution layers, and activation functions. The second component is the SSM layer. As detailed earlier, the selective scan SSM performs content-aware reasoning while enabling fast, parallel operations through a hardware-aware algorithm. The final component is the output projection, which linearly transforms the output of the SSM.

Inspired by the Metaformer, DMM abstracts the input layer of Mamba and optimizes it into a network suited for the training data. In this study, two types of Multi-Modal Token Mixers (MMTMs) are utilized: one is a multi-modal 1D-convolution layer, and the other is a multi-modal linear layer. The offline RL dataset comprises three independent modalities of data: returns-to-go (Rtg), state, and ac-

tion. Consequently, it has been demonstrated through Decision Convformer that better performance can be achieved when these three modalities are token-mixed by separate networks. In addition to the previously introduced multi-modal 1D-convolution, we have implemented a network utilizing a linear layer. One of these two modules is positioned at the very beginning of the input layer of the SSM, and a residual connection is added to the hidden state. The resultant output is then fed into the selective scan SSM. The single-modal 1D-convolution used in the original Mamba architecture has been removed.

$$h(t) = MMTM(LN(h(t))) + h(t)$$

MMTM = Multi-Modal Token Mixer,

LM = Layer Normalization

Double Sequence Transformation We positioned two MMTMs at the very front of the input layer. The rationale for this arrangement was to subject the input, which is divided into two paths in front of the SSM, to a multi-modal sequence transformation before the actual division occurs. Additionally,

we experimented with a structure that applies an extra multi-modal sequence transformation to one of the inputs among the divided two paths, maintaining the same configuration as the existing input layer structure of Mamba. This input is not the one that gets multiplied with the output at the final stage of the SSM but rather the actual input that traverses through the SSM. We concluded that using the state, which has been further transformed by the sequence layer, as the input to the SSM, aligns more effectively with the principles of the existing Mamba framework.

Input Token Mixers

In the input layer, both token mixers—1D convolution and linear layer—perform sequence transformation while considering causality. Consequently, they do not include information beyond the current time step in the filter. To achieve this, zero padding of $window_size - 1$ is added to the beginning of the sequence vectors.

Multi-Modal 1D-Convolution The convolution module aims to integrate neighboring embeddings within the window size. It applies filters across channels of the hidden dimension using a 1D convolution kernel. As illustrated in Figure 3a, to account for multi-modality, three different convolution kernels are used. This results in three distinct hidden states, generated by each kernel in the order of Rtg, state, and action. These hidden states are then combined to form a new hidden state tensor. The output tensor size matches the input tensor size.

1D convolution cannot account for positional information between inputs. Although methods such as (Sabour, Frosst, and Hinton 2017) have been developed to address this issue, they are too computationally intensive for decision models. With a filter length of 6, only two time steps ($rtg_{t-1}, state_{t-1}, action_{t-1}, rtg_t, state_t, action_t$) are considered. Although information outside the convolution window can be integrated through layer stacking, it is challeng-

dataset	type	TD3+BC	CQL	DT	EDT	DC	DS4	DM	DMM-L	DMM-C
hopper	md	59.3	58.5	68.4	70.4	89.7	54.2	86.2	96.2	94.2
hopper	mr	60.9	95.0	82.5	89.4	84.8	49.6	81.7	95.0	91.2
hopper	me	98.0	105.4	108.7	104.7	110.1	110.8	111.0	110.2	109.9
walker2d	md	83.7	72.5	76.6	75.8	79.8	78.0	77.6	81.3	81.6
walker2d	mr	81.8	77.2	65.9	73.3	78.2	69.0	72.1	74.1	73.9
walker2d	me	110.1	108.8	109.0	107.8	109.2	105.7	108.3	110.2	109.5
halfcheetah	md	48.3	44.0	42.8	43.0	43.0	42.5	42.8	43.0	43.3
halfcheetah	mr	44.6	45.5	39.1	37.8	41.1	15.2	39.8	41.1	41.3
halfcheetah	me	90.7	91.6	85.5	89.7	93.1	92.7	90.6	92.6	92.5
locomotion	mean	75.3	77.6	75.4	76.9	81.0	68.6	78.9	82.6	81.9
antmaze	um	78.6	74.0	69.2	67.8	86.0	63.4	68.4	88.0	85.0
antmaze	ud	71.4	84.0	61.0	58.3	81.0	64.6	62.1	80.0	78.0
antmaze	mean	75.0	79.0	65.1	63.1	83.5	64.0	65.3	84.0	81.5

Table 1: We summarize the experimental results using the expert normalized return score according to (Fu et al. 2020). The experiments recorded the highest value from results using 5 random seeds. The results highlighted in bold indicate the highest or comparable scores in each benchmark. DMM uses two variations of input projection layers, with ‘L’ representing multi-modal linear and ‘C’ representing multi-modal convolution layers.

ing for the entire information to be encompassed within the final step hidden state.

Multi-Modal Linear As can be observed in Figure 3b, Zero-padded sequence vectors are grouped into embedding sets of window size. To perform computation in a single linear transformation without iteration, each window size vector within the set is flattened into a 1-dimensional vector. These are then transformed back into vectors with the original hidden state dimension via a linear layer. While the convolution module applies filters to the hidden state dimension, the linear module concatenates consecutive sequence vectors of window size in the time domain in a flattened manner. The resulting vectors, transformed back to the hidden state dimension, form a sequence, yielding an output tensor that matches the input tensor size. The linear layer also uses three different modules to distinguish between each modality.

Train and Evaluation

Train In the train trajectory dataset, each sequence of length, which includes Rtg, state, and action, is embedded into vectors of the same size through an input embedding layer. This process addresses the issue arising from the differing sizes of these components. Traditional transformer architectures typically add positional encoding to the embeddings. However, DMM ensures input causality through padding and processes the inputs using a sequence model, thereby obviating the need for positional encoding. By eliminating additional information dependent on the trajectory, the likelihood of behavioral cloning is further reduced. The output from passing through n MetaMamba blocks is transformed into an action-dimension vector, resulting in the predicted action. The loss is then computed between the predicted actions and the true actions across all sequence lengths. As described, the loss is calculated for all predicted actions within a sequence, but during evaluation, only the

final action in the sequence length is used.

$$\mathcal{L}_{DMM} = \mathbb{E}_{\tau \in \mathcal{D}} \left[\frac{1}{K} \sum_{t=1}^K (a_t - \hat{a}_t) \right].$$

While a longer sequence length during training can provide more guidance, it may inversely affect the accuracy of the final action. In a situation where there is a shortage of necessary guides for learning, DMM was able to enhance the accuracy of the final action by considering both short-range and long-range information within the sequence. Therefore, DMM utilized shorter sequence lengths in all environments compared to existing models.

Evaluation In the evaluation stage, DMM interacts with the environment in real-time to infer the action token. Therefore, it is necessary to set the initial Rtg. Consistent with (Chen et al. 2021)., we set the initial target return to be higher than the actual return of the trajectory.

Experiments

We examined whether DMM can demonstrate improved performance by considering both proximate and distance sequences. This performance evaluation utilized pre-collected datasets from the D4RL (Fu et al. 2020) MuJoCo, AntMaze, and Atari (Mnih et al. 2013) domains. Additionally, we employed two modules that replace the input layer of SSM to ascertain if DMM can enhance offline RL performance compared to models using traditional SSMs. Since SSMs were originally developed to replace self-attention in LLMs, they have previously been used to substitute the token mixer in decision transformers. Contrarily, through the selective scan SSM and an abstracted input layer structure, DMM suggests a future direction for decision models utilizing SSM.

Dataset	DT	DC	DMM-DL	DMM-DC
hopper-md	68.4	85.6	98.6	96.5
hopper-mr	78.5	89.5	95.9	92.1
hopper-me	101.3	101.5	110	109.5
walker2d-md	81.1	82.6	81.4	82.2
walker2d-mr	49.2	69.3	75.1	78.9
walker2d-me	104.8	104.7	110.4	109.8
halfcheetah-md	42.9	42.8	43.2	43.3
halfcheetah-mr	37.5	38.7	41.1	41.5
halfcheetah-me	82.8	86.3	92.6	92.2
antmaze-um	64.4	81.0	80.0	82.0
antmaze-ud	58.0	68.0	74.0	77.0

Table 2: Offline performance results of DMM and baselines in the Mujoco and Antmaze domains. In this experiment, all models employed an input embedding of 64 dimensions. The results indicate that DMM achieved improved performance compared to existing models even under conditions with fewer parameters.

D4RL Mujoco and Antmaze Environments

We measured the model’s performance using two offline RL datasets provided by D4RL: Mujoco and Antmaze. Mujoco is an environment for controlling moving objects, utilizing more state and control variables compared to classic control from (Brockman et al. 2016). The objects with mobility receive rewards based on duration and state, thus receiving continuous rewards across the entire sequence. In contrast, Antmaze, by default, is set to a sparse reward setting, where rewards are only received upon reaching the final target position.

Game	DT	DC	DM	DMM-DL	DMM-DC
Breakout	284.5	334.3	256.9	202.4	362.2
Pong	106.8	109.6	104.0	104.0	106.8
Qbert	38.1	64.4	47.6	59.1	63.6
Seaquest	2.8	2.6	2.2	2.6	2.7

Table 3: Offline performance results of DMM and baselines in the Atari datasets. The experiment yielded the highest result using three fixed values as random seeds.

Results The selection of baseline models for comparison was divided based on the structure adopted by each model, comprising a total of seven models: Value-based RL models TD3+BD(Fujimoto and Gu 2021), CQL(Kumar et al. 2020), models with Transformer architecture DT(Chen et al. 2021), EDT(Wu, Wang, and Hamaya 2024), DC(Kim et al. 2024), and models utilizing SSM DS4(Bar-David et al. 2023), DM(Ota 2024). The results are a combination of experimental results conducted in this study and cited results. For detailed information, please refer to Appendix C.

Experimental results predominantly indicated enhanced or comparable performance across environments. Above all, it is significant in that it demonstrates a higher performance improvement compared to previously proposed offline RL

models utilizing SSMs. (Bar-David et al. 2023) lacked the selective scanning feature, which prevented it from utilizing inputs selectively in inference. Additionally, (Ota 2024) did not have an input layer capable of effectively mixing tokens.

Moreover, compared to models incorporating a Transformer architecture, a marked performance improvement was observed specifically within the hopper. This highlighted the potential of models designed to integrate both proximate and distant sequences, which can be achieved through the effective combination of SSM and multi-modal token mixers

The performance varied when the multi-modal layer was implemented as a 1D convolution layer versus a linear layer, depending on the environment. This indicates that, similar to Metaformer(Yu et al. 2022), adjusting the input layer according to the domain can lead to performance improvements. Based on this, various input layers can be developed to enhance performance. However, in almost all benchmark tests, using a multi-modal layer resulted in better outcomes compared to using a layer that mixes embeddings without distinguishing between input modalities. This underscores the importance of considering multi-modality in the process of interpreting sequences and selecting actions, and applying this to the modification of abstracted input layers.

Conclusion

We propose Decision Metamamba, a sequential decision-making model that employs the selective scan State-Space Model with a modified input layer. The input sequence in offline reinforcement learning includes data in different formats: state, returns-to-go, and action. To handle this, we utilized two distinct token mixer networks, collectively referred to as the Multi-Modal Token Mixer. These two token mixers are, respectively, token mixers that utilize a 1D convolution layer operating in the hidden state dimension and a linear layer for integrating tokens along the sequence dimension. Each network demonstrated strong performance in specific experimental domains.

To appropriately consider information from both short sequences close to the current step and distant steps, we employed the selective scan SSM. Unlike previous sequence models, the Selective Scan SSM facilitates rapid learning through parallel computation while utilizing a relatively small number of parameters, as some layers perform convolutional operations. This combination allows the model to achieve scores comparable to or exceeding those of existing models, despite having a lower number of parameters. Moreover, leveraging the recurrent properties of the transition matrix allows for inference speeds up to five times faster than traditional transformer models. Additionally, since the output of the token mixer sequentially serves as the input to the SSM for action inference, the model does not require time-step encoding, contributing to its enhanced generalizability.

The ongoing advancements from the initial Structured SSM to Gated SSM and Recurrent SSM (Patro and Agneesswaran 2024) suggest that this study can pave the way for improved performance in offline RL decision models through the use of advanced SSMs.

References

- Bar-David, S.; Zimmerman, I.; Nachmani, E.; and Wolf, L. 2023. Decision s4: Efficient sequence-based rl via state spaces layers. *arXiv preprint arXiv:2306.05167*.
- BOURDOIS, L. 2023. Évolution des State Space Models (SSM) en 2022. In *Évolution des State Space Models (SSM) en 2022*.
- Brockman, G.; Cheung, V.; Pettersson, L.; Schneider, J.; Schulman, J.; Tang, J.; and Zaremba, W. 2016. OpenAI Gym. *arXiv:1606.01540*.
- Chen, L.; Lu, K.; Rajeswaran, A.; Lee, K.; Grover, A.; Laskin, M.; Abbeel, P.; Srinivas, A.; and Mordatch, I. 2021. Decision transformer: Reinforcement learning via sequence modeling. *Advances in neural information processing systems*, 34: 15084–15097.
- Dao, T.; and Gu, A. 2024. Transformers are SSMs: Generalized Models and Efficient Algorithms Through Structured State Space Duality. *arXiv:2405.21060*.
- Dosovitskiy, A.; Beyer, L.; Kolesnikov, A.; Weissenborn, D.; Zhai, X.; Unterthiner, T.; Dehghani, M.; Minderer, M.; Heigold, G.; Gelly, S.; Uszkoreit, J.; and Housby, N. 2021. An Image is Worth 16x16 Words: Transformers for Image Recognition at Scale. *arXiv:2010.11929*.
- Fu, J.; Kumar, A.; Nachum, O.; Tucker, G.; and Levine, S. 2020. D4rl: Datasets for deep data-driven reinforcement learning. *arXiv preprint arXiv:2004.07219*.
- Fujimoto, S.; and Gu, S. S. 2021. A Minimalist Approach to Offline Reinforcement Learning. *arXiv:2106.06860*.
- Fujimoto, S.; Meger, D.; and Precup, D. 2019. Off-Policy Deep Reinforcement Learning without Exploration. *arXiv:1812.02900*.
- Furuta, H.; Matsuo, Y.; and Gu, S. S. 2021. Generalized decision transformer for offline hindsight information matching. *arXiv preprint arXiv:2111.10364*.
- Gu, A.; and Dao, T. 2023. Mamba: Linear-time sequence modeling with selective state spaces. *arXiv preprint arXiv:2312.00752*.
- Gu, A.; Goel, K.; and Ré, C. 2021. Efficiently modeling long sequences with structured state spaces. *arXiv preprint arXiv:2111.00396*.
- Gu, A.; Johnson, I.; Goel, K.; Saab, K.; Dao, T.; Rudra, A.; and Ré, C. 2021. Combining Recurrent, Convolutional, and Continuous-time Models with Linear State-Space Layers. *arXiv:2110.13985*.
- Harris, M.; Sengupta, S.; and Owens, J. D. 2007. Parallel prefix sum (scan) with CUDA. *GPU gems*, 3(39): 851–876.
- Janner, M.; Li, Q.; and Levine, S. 2021. Offline reinforcement learning as one big sequence modeling problem. *Advances in neural information processing systems*, 34: 1273–1286.
- Kim, J.; Lee, S.; Kim, W.; and Sung, Y. 2024. Decision ConvFormer: Local Filtering in MetaFormer is Sufficient for Decision Making. *arXiv:2310.03022*.
- Kostrikov, I.; Nair, A.; and Levine, S. 2021. Offline Reinforcement Learning with Implicit Q-Learning. *arXiv:2110.06169*.
- Kumar, A.; Zhou, A.; Tucker, G.; and Levine, S. 2020. Conservative q-learning for offline reinforcement learning. *Advances in Neural Information Processing Systems*, 33: 1179–1191.
- Lee, K.-H.; Nachum, O.; Yang, M. S.; Lee, L.; Freeman, D.; Guadarrama, S.; Fischer, I.; Xu, W.; Jang, E.; Michalewski, H.; et al. 2022. Multi-game decision transformers. *Advances in Neural Information Processing Systems*, 35: 27921–27936.
- Levine, S.; Kumar, A.; Tucker, G.; and Fu, J. 2020. Offline Reinforcement Learning: Tutorial, Review, and Perspectives on Open Problems. *arXiv:2005.01643*.
- Mnih, V.; Kavukcuoglu, K.; Silver, D.; Graves, A.; Antonoglou, I.; Wierstra, D.; and Riedmiller, M. 2013. Playing Atari with Deep Reinforcement Learning. *arXiv:1312.5602*.
- Orvieto, A.; Smith, S. L.; Gu, A.; Fernando, A.; Gulcehre, C.; Pascanu, R.; and De, S. 2023. Resurrecting recurrent neural networks for long sequences. In *International Conference on Machine Learning*, 26670–26698. PMLR.
- Ota, T. 2024. Decision mamba: Reinforcement learning via sequence modeling with selective state spaces. *arXiv preprint arXiv:2403.19925*.
- Patro, B. N.; and Agneewaran, V. S. 2024. Mamba-360: Survey of State Space Models as Transformer Alternative for Long Sequence Modelling: Methods, Applications, and Challenges. *arXiv:2404.16112*.
- Retchin, M.; Amos, B.; Brunton, S.; and Song, S. 2023. Koopman constrained policy optimization: A Koopman operator theoretic method for differentiable optimal control in robotics. In *ICML 2023 Workshop on Differentiable Almost Everything: Differentiable Relaxations, Algorithms, Operators, and Simulators*.
- Rozwood, P.; Mehrez, E.; Paehler, L.; Sun, W.; and Brunton, S. L. 2024. Koopman-Assisted Reinforcement Learning. *arXiv:2403.02290*.
- Sabour, S.; Frosst, N.; and Hinton, G. E. 2017. Dynamic Routing Between Capsules. *arXiv:1710.09829*.
- Touvron, H.; Bojanowski, P.; Caron, M.; Cord, M.; El-Nouby, A.; Grave, E.; Izacard, G.; Joulin, A.; Synnaeve, G.; Verbeek, J.; and Jégou, H. 2021a. ResMLP: Feedforward networks for image classification with data-efficient training. *arXiv:2105.03404*.
- Touvron, H.; Cord, M.; Douze, M.; Massa, F.; Sablayrolles, A.; and Jégou, H. 2021b. Training data-efficient image transformers & distillation through attention. *arXiv:2012.12877*.
- Wang, Y.; Yang, C.; Wen, Y.; Liu, Y.; and Qiao, Y. 2024. Critic-guided decision transformer for offline reinforcement learning. In *Proceedings of the AAAI Conference on Artificial Intelligence*, volume 38, 15706–15714.
- Weissenbacher, M.; Sinha, S.; Garg, A.; and Kawahara, Y. 2022. Koopman Q-learning: Offline Reinforcement Learning via Symmetries of Dynamics. *arXiv:2111.01365*.
- Wu, Y.-H.; Wang, X.; and Hamaya, M. 2024. Elastic decision transformer. *Advances in Neural Information Processing Systems*, 36.

Yu, W.; Luo, M.; Zhou, P.; Si, C.; Zhou, Y.; Wang, X.; Feng, J.; and Yan, S. 2022. Metaformer is actually what you need for vision. In *Proceedings of the IEEE/CVF conference on computer vision and pattern recognition*, 10819–10829.

Zhuang, Z.; Peng, D.; Liu, J.; Zhang, Z.; and Wang, D. 2024. Reinformer: Max-Return Sequence Modeling for Offline RL. arXiv:2405.08740.

Appendix

A. Self-Attention and SSM

We have verified the impact of MMTM on performance through previous experiments. Additionally, to investigate whether SSM can improve performance when used with other types of token mixers, we tested a model using self-attention from Decision Transformer as the token mixer and Mamba’s SSM as the channel mixer, replacing the conventional MLP layer. The results, as shown in Table 4, demonstrated a remarkable improvement in performance.

Both Self-attention and selective scan SSM operate by selectively combining inputs to generate outputs, but they employ different methods. This combination of their strengths led to enhanced results. However, we obtained lower performance compared to models utilizing 1D convolution or linear layers. This observation suggests that the concept of the DMM, which first integrates tokens in close proximity and then performs selective integration with information from tokens at distant steps, can provide higher performance compared to models that only employ two types of selective combinations.

	Self-Attention	Self-Attention + SSM
hopper-md	68.4	83.6
hopper-mr	82.5	90.3

Table 4: Performance Impact on Self-attention token mixer model with SSM as a Channel Mixer

B. Parameter Efficiency

As shown in Figure 1, the DMM requires significantly fewer parameters to train a model of equivalent performance compared to traditional models using the transformer architecture. This is attributed to the model’s characteristics that utilize the Selective Scan SSM, which employs convolutional filters, and its ability to maintain performance with smaller input embeddings. Table 5 presents the total number of parameters and the parameter-to-score ratio for all the models we experimented with. When using MMTM entirely as 1D-Convolution, the overall model size could be reduced to approximately 6% while achieving similar performance. This demonstrates the achievement of developing a resource-efficient model. Even when employing a linear layer for the input layer, the model still exhibited efficiency in the parameter-to-score ratio.

Dataset	item	DT	DC	DMM-C	DMM-DC	DMM-L	DMM-DL
hopper-md	n of params	727695	1858307	358403	110467	1235075	1204291
hopper-md	n of params / score	10638.8	20716.9	3804.7	1144.7	12838.6	12213.9
walker2d-md	n of params	730008	537478	32390	36422	85670	306854
walker2d-md	n of params / score	9530.1	6735.3	396.9	443.1	1053.8	3769.7
antmaze-um	n of params	730008	539528	361992	112264	1238664	1206088
antmaze-um	n of params / score	10549.2	6273.6	4258.7	1403.3	14075.7	14708.4

Table 5: parameter efficiency

C. Implementation Details

All experiments were conducted using an Nvidia RTX 3060 12GB GPU on an Ubuntu OS.

In the experiments, to limit the effect of hyperparameters, most parameters were used identically to those in the (Kim et al. 2024) except the embedding dimension.

The results of the value-based model in the Mujoco and Antmaze domains are cited from Decision Convformer, while the Antmaze results for EDT are cited from (Zhuang et al. 2024). The remaining results are recorded from our own experiments.

Name	Value
Number of layers	3
Batch size	64
Context length K	8
Embedding dimension	64 (32 for Walker2D)
Dropout	0.1
Nonlinearity function	SiLU
Grad norm clip	0.25
Weight decay	10^{-4}
Learning rate decay	Linear warmup
Total number of updates	10^5

Table 6: Common hyperparameters of DMM on training of Mujoco and Antmaze

As confirmed by the experimental results in the Table 7, when the input embedding dimension was reduced, the DMM model exhibited robust results without performance degradation, unlike other models. Thus, the adjusted input dimension was set as the default.

	DMM-DL 128	DMM-DL 64
hopper-md	97.1	96.2
walker2d-md	79.7	81.3
halfcheetah-md	43.1	43.0

Table 7: Performance According to Input Embedding Dimension

In the Atari domain, the setup was generally consistent with that of the Decision Convformer except embedding dimension. (Kim et al. 2024) employed embeddings of 256 dimensions in the hopper to enhance performance, which resulted in a substantial difference in the number of parameters used, as illustrated in Figure 1, when compared to the DMM.

Name	Value
Number of layers	6
Embedding dimension	128
Batch size	64
Return-to-go conditioning	90 Breakout ($\approx 1 \times \max$ in dataset) 2500 Qbert ($\approx 5 \times \max$ in dataset) 20 Pong ($\approx 1 \times \max$ in dataset) 1450 Seaquest ($\approx 5 \times \max$ in dataset) 520 Asterix ($\approx 5 \times \max$ in dataset) 950 Frostbite ($\approx 5 \times \max$ in dataset) 780 Assault ($\approx 5 \times \max$ in dataset) 2750 Gopher ($\approx 5 \times \max$ in dataset)
Encoder channels	32, 64, 64
Encoder filter sizes	$8 \times 8, 4 \times 4, 3 \times 3$
Encoder strides	4, 2, 1
Max epochs	10
Dropout	0.1
Learning rate	6×10^{-4}
Adam betas	(0.9, 0.95)
Grad norm clip	1.0
Weight decay	0.1
Learning rate decay	Linear warmup and cosine decay
Warmup tokens	$512 * 20$
Final tokens	$2 * 500000 * K$
Context length	20

Table 8: Common hyperparameters of DMM on training of Atari

D. The Effect of Activation Functions RELU, GELU, and SiLU.

We confirmed performance improvements by changing the activation function to GELU during experiments with the Decision Convformer on the AntMaze task, which provides sparse rewards. In the Transformer architecture, the ReLU activation function is typically used following the MLP, which acts as a channel mixer. The modification involved replacing this with GELU. Conversely, in the Mamba architecture, the SiLU activation function is used in the input layer preceding the selective scan SSM.

As observed in the Table 9, changing the activation function from SiLU to GELU in the DMM did not result in any performance change. The reason for this can be found in Figure 5, which shows that SiLU and GELU exhibit similar functional behavior. The functional difference between ReLU and GELU is most pronounced near zero, where the majority of values lie, potentially impacting performance. However, since SiLU does not exhibit significant differences in function values compared to GELU around zero, the impact on overall model performance is likely to be minimal.

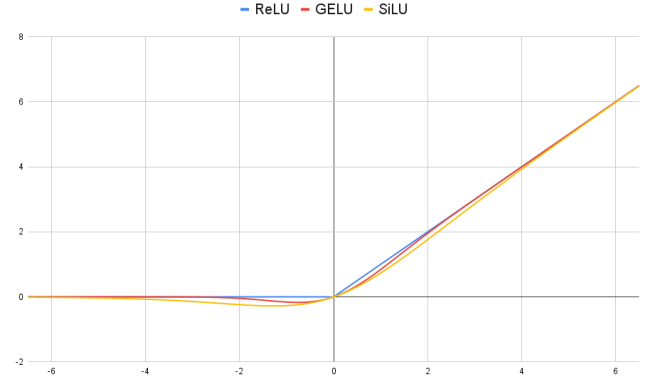


Figure 5: Graphs of ReLU, GELU, SiLU activation functions

	DMM-GELU	DMM-SiLU
antmaze-um	82.4	85.0
antmaze-ud	78.0	81.0

Table 9: Performance According to Input Embedding Dimension