

Resolving Lexical Bias in Edit Scoping with Projector Editor Networks

Hammad Rizwan, Domenic Rosati, Ga Wu, Hassan Sajjad,

Dalhousie University, Canada

{hammad.rizwan,domenic.rosati,gw249481,hsajjad}@dal.ca

Abstract

Weight-preserving model editing techniques heavily rely on the scoping mechanism that decides when to apply an edit to the base model. These scoping mechanisms utilize distance functions in the representation space to ascertain the scope of the edit. In this work, we show that distance-based scoping functions grapple with lexical biases leading to issues such as misfires with irrelevant prompts that share similar lexical characteristics. To address this problem, we introduce, Projector Editor Networks for Model Editing (PENME), is a model editing approach that employs a compact adapter with a projection network trained via a contrastive learning objective. We demonstrate the efficacy of PENME in achieving superior results while being compute efficient and flexible to adapt across model architectures.

1 Introduction

Large Language Models (LLMs) have demonstrated tremendous success in solving a diverse range of natural language processing tasks (Devlin et al., 2018; Liu et al., 2019; Touvron et al., 2023b; Radford et al., 2019). Despite their successes, LLMs are fallible. One reason for this discrepancy is the noisy and imperfect nature of the data used for training (Zhu et al., 2020) and when models are updated. As the world evolves, information requires updates i.e. the prime minister of a country may change over time. Models trained on outdated data are prone to making factual errors.

Periodically retraining LLMs using updated data is one potential solution, but risks losing previous performance, often requiring training from scratch to maintain model performance (Luo et al., 2023; Wang et al., 2023b). Furthermore retraining requires significant computational resources, investment of time, data, and skilled labor.

To alleviate this problem, model editing was proposed as a technique to perform sample and

compute efficient knowledge updates. There are two primary model editing design paradigms: *weight-modifying* and *weight-preserving*. *Weight-modifying* approaches directly update the model’s parameters to integrate new information (Meng et al., 2022a,b). Although these approaches are sample efficient, they demand substantial computational resources for training (Yu et al., 2024). Moreover, assessing the overall impact of these modifications on the model’s behaviour is difficult to ascertain (Rosati et al., 2024). In the worst case, editing can still result in catastrophic forgetting (Gupta et al., 2024a).

In contrast, *weight preserving* approaches maintain the original model parameters while employing additional components to achieve the desired functionality, thereby avoiding catastrophic forgetting (Hartvigsen et al., 2024; Yu et al., 2024). These methods either utilize user inputs and memory storage before a forward pass of the model (*pre-input*) or during a forward pass (*post-input*). *Pre-input* approaches (Mitchell et al., 2022; Zheng et al., 2023) rely on retrieving relevant contexts for model editing, this process necessitates additional components such as retrievers which make them computationally intensive. *Post-input* mechanisms (Hartvigsen et al., 2024; Yu et al., 2024) involve computationally efficient adapter-based editing techniques that incorporate small components within the model’s computational pathway, modifying its output to reflect edited information.

A core component of adapter-based techniques is a vector similarity scoping mechanism that utilizes model representations to determine when to utilize computational paths associated with a given edit. Our work is inspired by challenges in scoping mechanisms which involve handling paraphrases and preventing misfires on neighbouring or irrelevant prompts with similar lexical content. This is in line with the findings of Dumpala et al. (2024) who examine the impact of lexical diversity on

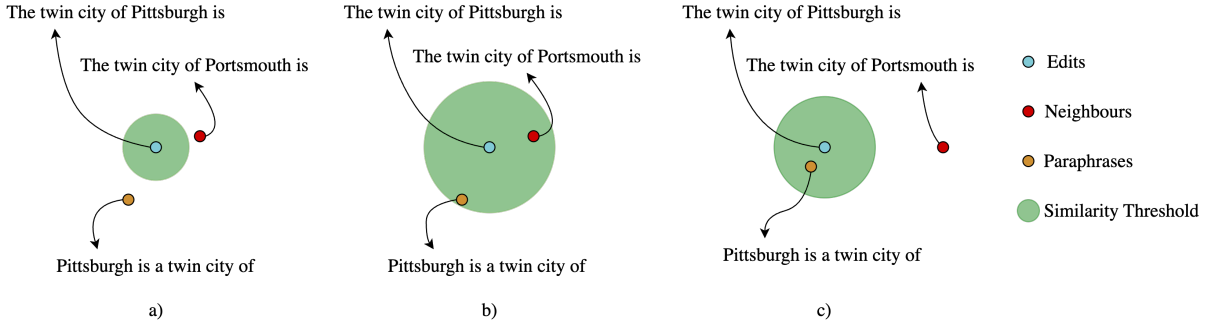


Figure 1: An illustration of lexical dominance in embeddings: a) shows setting the similarity threshold high (illustrated with the circle) which results in failing to edit paraphrases. b) shows setting the similarity threshold high resulting in misfires with irrelevant prompts. c) illustrates the representation space that our projector network learns.

model representations for semantically equivalent texts and showed that their representations often exhibit divergence despite semantic equivalence. For example, the representation for "The twin city of Pittsburgh is" may exhibit greater similarity to "The twin city of Portsmouth is" than to its paraphrase "Pittsburgh is a twin city of".

Critically, our analysis (§6.1) indicates that lexical factors predominantly shape model representations. The experiment shows that 58% of edits from the Counterfact were closer to unrelated neighbours than the edit paraphrases which would result in misfires of the scoping mechanism. This phenomenon creates a trade-off between effectively executing the correct editing mechanism on paraphrases and preventing misfires on irrelevant prompts. A low distance or similarity threshold, which controls the scoping mechanism, reduces misfires but impedes paraphrase execution, while a higher threshold enhances paraphrase performance but increases misfire risk as illustrated in Figure 1.

In this work, we introduce Projector Editor Networks for Model Editing (PENME), an advancement over previous weight preserving model editing in an adapter setup that makes significant progress on resolving the lexical bias problem. PENME comprises of two key components: a projector network and a similarity-based retrieval system. The projector network is a compact, two-layer neural network trained independently using contrastive learning. This training allows the projector to learn a disentangled projection space where paraphrases of edits demonstrate proximity, while irrelevant prompts, both with and without similar lexical overlaps, are farther away. Based on the outputs of the projector network, a memory-based retrieval system facilitates efficient edit retrieval. This approach effectively addresses the aforemen-

tioned challenges, while maintaining computational efficiency and ensuring compatibility with both encoder- and decoder-based architectures.

Our contributions are as follows: **(1)** We demonstrate that representations extracted across layers from various LLMs exhibit lexical dominance, showing a bias towards token overlap which introduces significant challenges for adapter-based model editing techniques. **(2)** We propose a projection network trained via contrastive learning to learn a new vector space where lexical dominance is minimized. **(3)** We integrate our projection network in an adapter and memory-based retrieval scheme for model editing, demonstrating high efficacy for both paraphrase execution (generalization) and preventing misfires (locality). Extensive experiments demonstrate PENME’s stability when editing 5k samples and that our learned projection space generalizes to unseen edits, paraphrases, and neighbours.

2 Related Work

Weight-modifying approaches typically rely on the localization hypothesis (Miller et al., 2016; Geva et al., 2020) in the transformer architecture that reveals that the pointwise feed-forward components function similar to a key-value memory for information retention within a LLM. Meng et al. (2022a) identifies salient neurons within the feed-forward layers, facilitating targeted updates to effect the desired edits. Similarly, (Li et al., 2024) investigates the role of multi-headed attention, in conjunction with feed-forward layers, for model editing. (Mitchell et al., 2021) uses a hypernetwork to predict new weights for the model by using a low-rank decomposition of the weight matrices of different layers. The goal is to edit information without impacting unrelated information.

Weight Preserving: pre-input approaches depend on extracting and processing relevant edit information before the input is processed by the main model. For example, SERAC (Mitchell et al., 2022) employs a memory-based model editing strategy augmenting a primary LLM with two additional models and memory storage. The supplementary models determine scope-of-edit and perform counterfactual reasoning. IKE (Zheng et al., 2023) leverages similarity-based retrieval to extract and rank edit demonstrations from memory and uses in-context reasoning to perform edits.

Weight preserving: post-input approaches rely on the model’s internal representations for scoping mechanisms and use a playback mechanism to produce modified outputs. For example, GRACE (Hartvigsen et al., 2024) operates as an in-model adapter approach, integrated into the pointwise feed-forward layer of a pre-trained LLM. This method utilizes a codebook or memory storage of model representations of edits, employing a vector similarity-based retrieval mechanism to generalize edit paraphrases and restrict irrelevant prompts. The approach fine-tunes a copy of the feed-forward layers to extract vectors that produce the required edit and uses playback at inference time. Similarly, MELO (Yu et al., 2024) also employs a similarity-based index but, instead of fine-tuning feed-forward layers, they train LoRA blocks (Liu et al., 2024) to produce the desired edits. An alternative editing method involves enhancing the feed-forward layer (FFN) within a transformer block by incorporating additional neurons to facilitate the desired modifications. (Huang et al., 2023) introduce a single neuron per output token for edited information of single edit. In this framework, each neuron, or a group of neurons, is specifically trained to activate solely for a particular edit, thus adjusting the model’s output to produce the altered information.

3 Model Editing

The objective of model editing is to alleviate the need for complete retraining by means of updating the model under the following conditions (1) sample efficiency: update the model with the fewest number of samples possible, (2) compute efficiency: train a small portion of the model only, (3) minimal impact: make as small of an impact on unrelated behaviour as possible (for adapter-based approaches this means preventing neighbourhood misfires) and (4) ensure generalization: maintain

accurate paraphrase behaviour (for adapter-based approaches this means retrieval of the correct edits).

The aim is to modify the behaviour of a model M on a dataset $D = [d_1, d_2, d_3 \dots d_n]$ where the sample d_i is the tuple $(x_i, y_i, [p_{i1}, p_{i2} \dots], [nb_{i2}, nb_{i2}, \dots])$. In this tuple, x is the edit prompt, y is the new output tokens, $p_{1..n}$ are the edit paraphrase prompts, $nb_{1..n}$ are lexically and semantically similar prompts called neighbourhood prompts. The edited model, M_{edited} , should generate new target tokens y for a specific input x (Edit Success) and its related paraphrases $p_{1..n}$ (Generalization), while maintaining the model’s behaviour on semantically unrelated prompts $nb_{1..n}$ (Locality). The following metrics illustrate how these factors are employed as the evaluation criteria below.

Edit Success (ES) : the proportions of edits that the model is able to recall or generate correctly. This is described variously as efficacy, efficacy success, update success rate, reliability and edit score (Yao et al., 2023; Yu et al., 2024; Hartvigsen et al., 2024; Gupta et al., 2024b).

$$M_{edited}(x_i) = y_i, \forall (x_i, y_i) \in d_{1:n} \quad (1)$$

Locality : the proportion of prompts concerning neighbouring entities unrelated to the edit for which the model generates the same outputs prior to editing, this is also described as specificity, neighbourhood success, retain rate and neighbourhood score (Yao et al., 2023; Yu et al., 2024; Gupta et al., 2024b).

$$M_{edited}(nb_{ij}) = M(nb_{ij}), \forall nb_j \in nb_i, \forall nb_i \in d_{1:n} \quad (2)$$

Generalization : the proportion of paraphrases for which the model is able to recall or generate the correct edited information, also described as paraphrase success, paraphrase score (Yao et al., 2023; Yu et al., 2024; Gupta et al., 2024b).

$$M_{edited}(p_{ij}) = y_i, \forall p_j \in p_i, \forall (p_i, y_i) \in d_{1:n} \quad (3)$$

Score : the general score is the mean of the above three metrics.

4 Projector Editor Networks for Model Editing (PENME)

PENME is a retrieval-based editor that leverages an adapter module which is integrated alongside pointwise feed-forward layers within an attention block

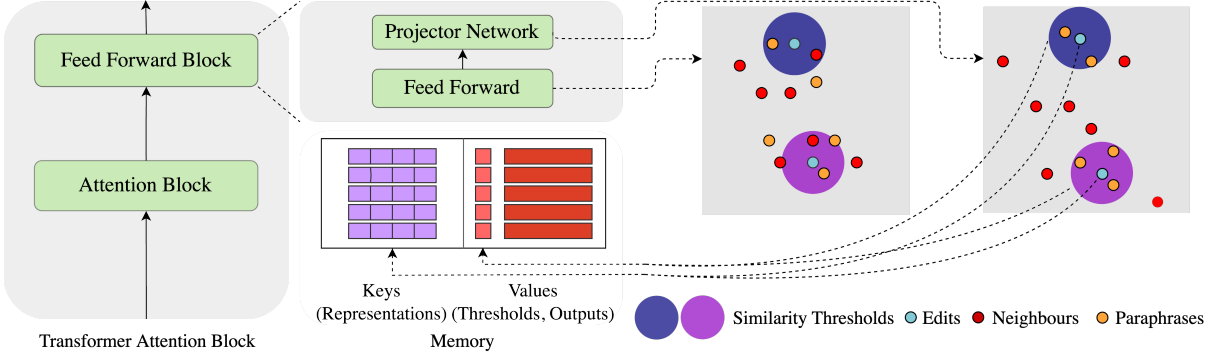


Figure 2: **PENME** uses a projection network that interfaces with the pointwise feed-forward layer output in a selected transformer block. This projection network, coupled with key-value codebook storage, acts as a scoping mechanism by comparing projection outputs with codebook entries. This mechanism determines whether the current input relates to a specific edit or should pass through the model unmodified.

of a pre-trained Large Language Model (LLM). By introducing this additional component rather than altering the original model weights, PENME enables the integration of new information while preserving the LLM’s initial capabilities.

PENME illustrated in Figure 2 consists of two components, (1) **Projection Network** (M_{proj}): this component projects model activations at a specific layer $M_l(x)$ into a distinct representation space. (2) **Key-Value Codebook** that stores model activations at layer $M_{proj}(M_l(x))$ as keys and corresponding values containing a learned similarity threshold (δ) and the new associated output information. It should be noted that instead of output information, vectors can also be stored as values which facilitate playback approaches such as vector playback (Hartvigsen et al., 2024) and LoRA blocks based playback (Yu et al., 2024). Output retrieval and playback are compatible with all transformer-based model architectures.

4.1 Projection Network

The projection network M_{proj} is a small feed-forward neural network trained via contrastive learning (Chen et al., 2020), defined by the following loss function:

$$L(y, \vec{x}_1, \vec{x}_2) = (1 - y) \frac{1}{2} \|\vec{x}_1 - \vec{x}_2\|_2^2 + y \frac{1}{2} (\max(0, m - \|\vec{x}_1 - \vec{x}_2\|_2))^2 \quad (4)$$

where Y is the target 0, 1, m is margin which pushes \vec{x}_2 at least m distance away from \vec{x}_1 . The projection network is trained such that for all samples in a dataset, edits x_i and edit paraphrases p_{ij} are close together while edits x_i and neighbours nb_{ij} are distanced in the projection space i.e. $\|M_{proj}(\vec{M}_l(x_i)) - M_{proj}(\vec{M}_l(p_{ij}))\|_2 \ll$

$\|M_{proj}(\vec{M}_l(x_i)) - M_{proj}(\vec{M}_l(nb_{ij}))\|_2$. The projector’s compact architecture enables its training on GPUs with limited memory capacity, irrespective of the underlying model’s scale.

We provide the details of implementation, datasets and training in Appendix B.

4.2 Key-Value Memory

The key-value memory is designed to store edits and their corresponding outputs. For each edit, representations are generated by passing the input x_i through the model and the projection network. This is denoted $act_{x_i} = M_{proj}(M_l(x_i))$. These representations are then stored as keys $k_i \in K$ in the memory and are utilized during runtime in a similarity-based retrieval system to access the relevant edit. The memory value $v_i \in V$ consists of the edited information along with a similarity threshold. The threshold serves as a scoping mechanism. For a given input prompt pt , euclidean distance $\|\cdot\|_2$ is computed with all keys in the memory. From the computed distances and threshold $v_{i_{threshold}}^i$, we determine if the input prompt pt is relevant to the edited memory value v_i . This is expressed as:

$$\underset{k_i, v_i}{\operatorname{argmin}} \|act_{pt} - k_i\|_2 \quad (5) \\ \text{s.t.} \|act_{pt} - k_i\|_2 < v_{i_{threshold}}^i$$

If the prompt pt is deemed relevant based on the equation 5, the output information of the edit is retrieved from memory. Otherwise, the typical model output $M(pt)$ is employed.

Initial experimental findings regarding the threshold reveal that unseen test paraphrases typically demonstrate greater distance than the most distant previously seen training paraphrases, while the inter-paraphrase distances within the training

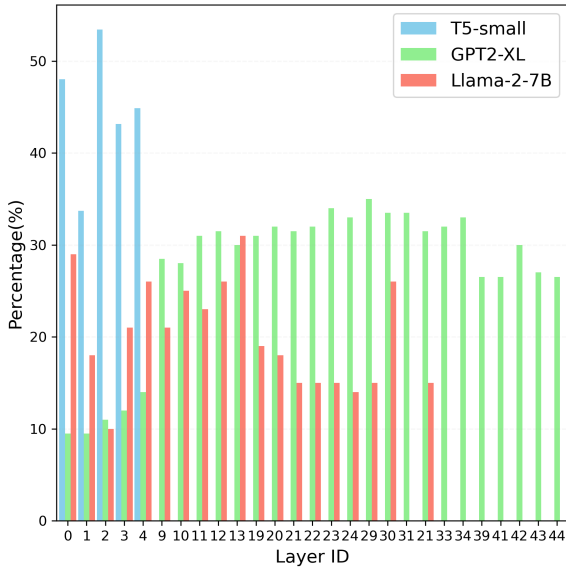


Figure 3: Percentage of samples where edits are closer to neighbours as compared to paraphrases in the representations space of different models across various select layers. T5-small, GPT2-XL and Llama-2-7B have 6, 32, 48 layers respectively. The full figure for all layers can be found in Appendix C.1

set exhibit variation across edits. In contrast, unseen test neighbours generally show closer proximity to edits compared to the nearest seen training neighbour, this effect is illustrated in greater detail in Appendix D. To determine an appropriate threshold that defines the scope of an edit, we investigate various data-driven thresholding schemes based on the training data.

1. $Max(\|\vec{x} - \vec{p}_{ij}\|_2) + \alpha$, setting alpha distance away from max paraphrase distance
2. $Min(\|\vec{x} - \vec{n}_{ij}\|_2) - \alpha$, setting alpha distance below min neighbour value

The selection between the two alternatives is contingent upon the specific aspect of adjustment that is prioritized. Option 2 maintains locality by preserving all training neighbours, while Option 1 provides the assurance that all training paraphrases will be operational regardless of the alpha value selected. In our experiments, we opt for Option 1, as it guarantees a full edit success rate.

5 Experimental Setup

We assess the performance of PENME across a spectrum of transformer-based LLMs including Text-to-Text Transfer Transformer (T5) (Raffel et al., 2020), Llama-2-7b (Touvron et al., 2023a)

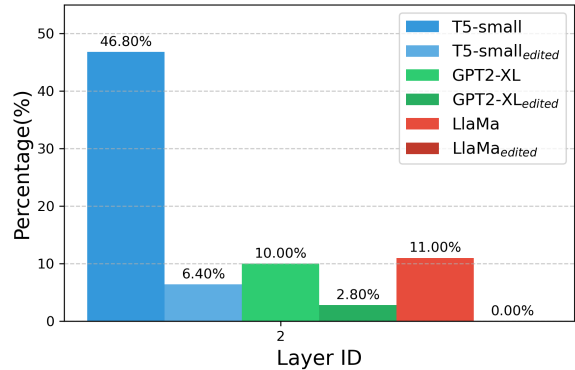


Figure 4: Percentage of samples where edits are closer to neighbours as compared to paraphrases in the representation space of different models and projector networks. Lower percentages indicate better performance.

and GPT2-XL (Radford et al., 2019). We compare PENME with similar methods from literature. Working details of the methods are provided in Appendix A.1. To select the optimal layer to introduce the PENME adapter, we utilize the methodology outlined in Section §6.1 and incorporate PENME in the second layer for all LLMs. To determine the optimal threshold for each edit, we systematically vary the α parameter in Equation (2) across a range of 0.05 to 0.20.

Dataset The ZsRE dataset (Levy et al., 2017) and the Counterfact dataset (Meng et al., 2022a) are the commonly used model editing datasets for evaluation. ZsRE is designed to evaluate the editing of relation extraction information. Each entry in this dataset consists of an edit prompt along with several paraphrased versions of that prompt. To evaluate the edits collateral modifications, neighbourhood prompts are sourced from the NQ dataset (Kwiatkowski et al., 2019), which offers a wide range of user query questions. In contrast, Counterfact has similar edit and paraphrase prompts but employs a more nuanced approach to neighbouring prompts. It includes prompts that are similar to the edit prompt in both semantic nature and lexical structure. This differs significantly from ZsRE, where the neighbouring prompts are neither semantically nor lexically related to the edit prompt. This structural difference between the datasets has important implications for evaluation. In ZsRE, the lack of semantic or lexical relationships between the edit prompt and its neighbours allows weight-preserving approaches to achieve high locality scores with relative ease. Furthermore, the Counterfact dataset has a broader spectrum of subjects, relationships, and linguistic variations.

The enhanced complexity of Counterfact renders it a more robust benchmark for evaluating editing mechanisms. Consequently, we have chosen the Counterfact dataset for our evaluations. Dataset processing and training data construction details for Counterfact are provided in Appendix A.3.

6 Evaluation

In this section, we present evidence of lexical dominance, the results of PENME in achieving separability, and comparison with other methods.

6.1 Lexical Dominance

To examine the lexical dominance of representations, we randomly sample 500 entries from the Counterfact dataset (see §5). For each entry, we created triplets consisting of an edit prompt, a randomly sampled paraphrase prompt and a neighbouring prompt with high lexical overlap (x_i, p_i, n_i) . These triplets are fed into various models, and representation vectors $(\vec{x}_i, \vec{p}_i, \vec{n}_i)$ from the feed-forward block of each layer l are extracted for all samples. We select either averaged token representations or dedicated sentence representation, based on whether a given model offers a specific token for sentence-level representation. Following extraction, we calculate two sets of pairwise Euclidean distances: (1) Between edit representations and paraphrase representations: $\|\vec{x}_i - \vec{p}_i\|_2$ (2) Between edit representations and neighbour representations: $\|\vec{x}_i - \vec{n}_i\|_2$. We then compare these distances to determine if neighbours are closer to the edits than the paraphrases $\|\vec{x}_i - \vec{p}_i\|_2 > \|\vec{x}_i - \vec{n}_i\|_2$. Figure 3 displays the percentage of samples where neighbours were closer to the edits.

The findings reveal an intriguing pattern: except for the first layer in most models, the early layers demonstrate a reduced percentage of samples where neighbours are closer to edits than paraphrases. However, the trend shifts as we progress through the model’s depth. In the mid-layers, this percentage begins to ascend once more, only to descend slightly towards the final layers, albeit with subtle fluctuations among them. We hypothesize that in the initial layers, token-specific information remains largely isolated. However, as the input traverses deeper into the model, guided by repeated attention mechanisms, this information becomes amalgamated across tokens. Moreover, repeated normalization as demonstrated by Takase et al. (2022) results in smaller changes in weights of

an LLM leading to embedding vectors in the final layers being similar thus only subtle fluctuations are seen in the percentages.

These results indicate why there is a significant chance of misfire in **post-input** methods. This also provides a systematic approach for identifying the optimal layer to introduce PENME integration, by elucidating the regions within the model’s architecture where lexical dominance exhibits minimal influence. Although the projector network approach can be generalized across all layers, as demonstrated in Appendix C.2, it is advantageous in terms of training time to integrate at points of minimal influence.

6.2 Disentangled Projection Space

In this section, we validate our proposed projection network in its ability to learn a generalized disentangled representation space where paraphrases are closer to edits as compared to neighbours. We sample 1500 tuples (e_i, p_i, n_i) from the Counterfact dataset and split them into train and test sets of 1000 and 500 samples respectively. We use the training set to train the projector network using model representations from layer 2 of each model. To evaluate the network’s performance, we compare two types of test representations: the original model representations $M_l(x)$ and the projected representations $M_{proj}(M_l(x))$. This comparison uses the experimental method described earlier, allowing us to determine whether the projection network successfully learns to create a representation space with the desired properties.

The results presented in Figure 4 demonstrate that the projector network, despite not being exposed to specific samples during training, effectively learns to distant lexically similar neighbours in comparison to paraphrases.

For data pairs where neighbours are closer to edits than paraphrases, T5 exhibits a significant decrease from 46% percent to 6.4%. Similarly, GPT-2XL shows a reduction of over 7%, and Llama-2-7b drops to 0%, indicating perfect separability.

6.3 Model Editing Results

Table 1 presents the comparative results of PENME and recent model editing methods for 2000 edits. From the results, we determine that PENME demonstrates a highly stable performance across editing metrics as compared to other model editing approaches. PENME shows high efficacy on locality and generalization compared to other model

Method	Model	Edit Success	Locality	Generalization	Score
PENME	T5-small	1.00	0.787	0.808	0.865
	LlaMA-2-7b	1.00	0.869	0.906	0.925
	GPT2-XL	1.00	0.847	0.875	0.907
GRACE	T5-small	1.00	0.86	0.14	0.667
	LlaMA-2-7b	1.00	0.997	0.002	0.749
	GPT2-XL	1.00	0.996	0.003	0.666
SERAC	T5-small	0.017	0.526	0.010	0.184
	LlaMA-2-7b	0.992	0.372	0.651	0.672
	GPT2-XL	0.947	0.669	0.408	0.675
MEMIT	LlaMA-2-7b	0.147	0.149	1.0	0.432
	GPT2-XL	0.785	0.788	0.502	0.692
Finetune (FT)	T5-small	0.955	0.0	0.45	0.468
	LLaMA-2-7b	0.404	0.393	0.417	0.405
	GPT2-XL	0.968	0.851	0.395	0.738

Table 1: A comparative analysis of PENME and recent model editing methods on 2000 edits from the Counterfactual dataset.

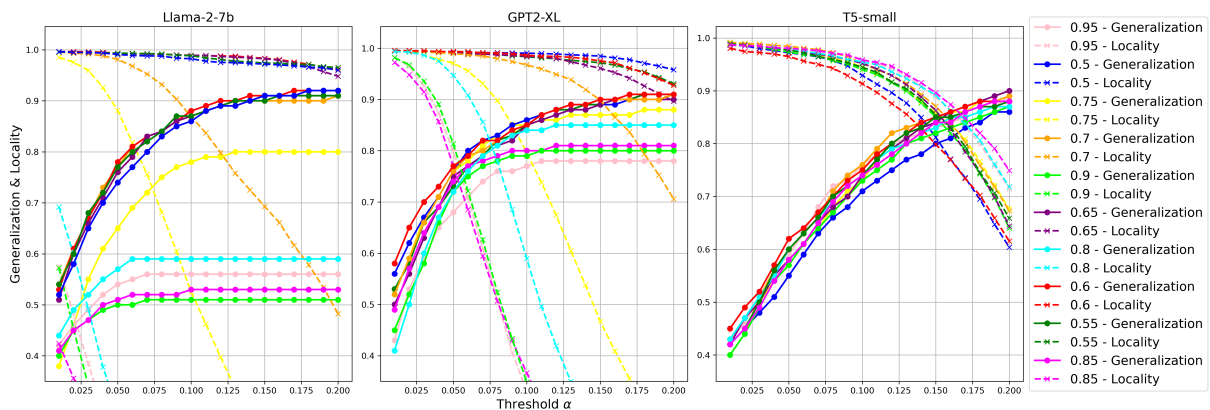


Figure 5: Generalization vs. locality trade-off as a function of varying thresholds. The alpha parameter increases from 0.01 to 0.2 in 0.01 increments. The edit-to-edit pairing threshold, based on cosine similarity between edits, is ablated from 0.5 to 0.95 in 0.05 increments, indicating its significance in learning an effective projection network.

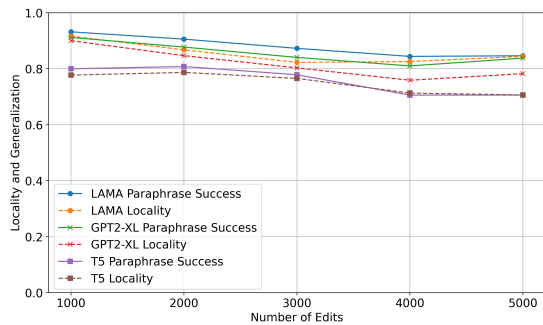


Figure 6: PENME’s performance in terms of locality (dotted line) and generalization (continuous line) across varying numbers of edits.

editing approaches and has more stable performance across the different models.

GRACE, similar to PENME, demonstrates high edit success rates due to its inherent design. However, its generalization scores compared to PENME were markedly low, suggesting poor performance on edit paraphrases post-editing. GRACE achieved the highest locality scores, with T5 at 0.92 and Llama-2-7b nearly perfect at 0.997. The substantial difference between locality and generalization

scores can be attributed to GRACE’s use of a very low distance threshold, resulting in poor performance on paraphrases but successfully avoiding neighbouring prompt spillover into edits.

SERAC is also able to achieve a high edit success but shows a low and mixed performance for generalization and locality across models. For t5-small, the approach does not work well as SERAC uses logically entailed facts "prompt: TRUE or FALSE" to determine the scope, the original work uses a T5-large which is significantly better at reasoning.

For GPT2-XL, MEMIT demonstrates moderate effectiveness, achieving an edit success rate of 0.785 and a locality score of 0.788. In contrast, when applied to Llama, both the edit success and paraphrase success rates are relatively low, although the locality score remains high. This discrepancy is likely attributed to challenges arising from MEMIT’s training on the Llama model ¹

¹<https://openreview.net/forum?id=xjXYgdFM5M¬eId=Ifqg9eqfg8>

7 Ablations

7.1 Generalization and Locality

To demonstrate the trade-off between generalization and locality, we conducted an ablation study by varying the alpha parameter, which modulates the similarity threshold defining an edit’s scope. Figure 5 presents the results. Setting a low alpha value achieves near-perfect locality but poor generalization. As we incrementally increase the threshold, generalization improves while locality declines gradually. Generalization values either plateau for larger models (Llama-2-7b, GPT-2XL) or continue to increase for smaller models (T5-small). Each model exhibits an optimal threshold where generalization and locality are balanced; these thresholds can be adjusted to suit specific use cases e.g. high locality to ensure no degradation in the original model.

Figure 5 also illustrates the impact of varying the similarity threshold for edit-to-edit pairings in the training dataset on the projector network’s learning. Edit-to-edit pairings which move edits farther away from each other are central to training a robust projector network. For T5-small, training remains largely stable across all thresholds, with optimal performance at the midpoint (0.70); deviations from this threshold result in decreased overall performance balance between generalization and locality. In larger models, threshold selection proves critical, as inappropriate values can lead to training instability, causing early plateauing of generalization and rapid decline in locality. The threshold value for edit-to-edit pairings significantly impacts training stability and performance. Higher thresholds, such as 0.75, result in fewer pairings and lead to unstable training for both Llama-2-7b and GPT-2XL models, ultimately resulting in poor performance. Conversely, lower thresholds, exemplified by 0.6, increase the number of pairings and enhance training stability.

7.2 Scaling Edits

We evaluate the projection network’s stability under varying numbers of edits using incrementally larger training sets ranging from 1000 to 5000 edits, with 1000-edit increments per training session. The results of the experiment are shown in Figure 6. Projector network trained on representations from T5-small demonstrates lower overall performance in generalization and locality compared to other models. We hypothesize that this under-performance

may be attributed to either the model’s smaller size, resulting in less robust learned representations, or the fact that it was trained on a more limited dataset relative to larger, more recent models. Projection networks trained on Llama and GPT-2XL representations exhibit comparable performance levels. Both models show a slight decrease in generalization and locality performance as the number of edits increases from 1000 to 2000, with minimal decline after that. For T5 the performance is relatively stable up to 3000 edits after which a more pronounced decline is observed.

Examination of projection network behaviour reveals interesting patterns in generalization and locality failures based on the varying distances between training edits and their respective phrases and neighbours after the training of the projector network. The varying distances result in different thresholds for each edit, which can cause errors when the closest edit to a neighbouring example has a high threshold. To quantify these observations, we employed ROUGE scores in a comparative study of generalization outcomes. Appendix E provides this analysis, offering insights into the nuances of the learned projection space.

8 Conclusion

In this paper, we propose PENME an adapter-based model editing approach, that utilizes a projection network trained via contrastive learning to disentangle model representations that are lexically biased resulting in a better decomposition of the editing scope. The approach uses a memory-based storage system alongside the scoping mechanism for efficient edit retrieval. Experiments show that the approach is able to outperform various model editing approaches. Our current playback approach manages editing within a question-answering paradigm. In the future, we plan to assess whether a projector, pretrained on a large dataset to maximize semantic information, could be used as a plug-and-play solution without requiring additional training. Additionally, we intend to expand PENME to encompass more scenarios, including long-form generation.

9 Limitations

Training the projection network in PENME using the contrastive learning scheme is sensitive, requiring tuning of hyperparameters such as the learning rate and contrastive loss margin. Effective network training also hinges on the careful construction of training data, which requires careful consideration of the number of edit pairings with other dataset neighbours and edit-to-edit pairings. Finally, the thresholds for the memory-based retrieval system, though dynamically determined from training data, can vary across different models, necessitating adjustments to the alpha (α) parameter for each model.

References

- Ting Chen, Simon Kornblith, Mohammad Norouzi, and Geoffrey Hinton. 2020. A simple framework for contrastive learning of visual representations. In *International conference on machine learning*, pages 1597–1607. PMLR.
- Jacob Devlin, Ming-Wei Chang, Kenton Lee, and Kristina Toutanova. 2018. Bert: Pre-training of deep bidirectional transformers for language understanding. *arXiv preprint arXiv:1810.04805*.
- Sri Harsha Dumpala, Aman Jaiswal, Chandramouli Sasstry, Evangelos Milios, Sageev Oore, and Hassan Sajjad. 2024. Sugarcrepe++ dataset: Vision-language model sensitivity to semantic and lexical alterations. *arXiv preprint arXiv:2406.11171*.
- Mor Geva, Roei Schuster, Jonathan Berant, and Omer Levy. 2020. Transformer feed-forward layers are key-value memories. *arXiv preprint arXiv:2012.14913*.
- Akshat Gupta, Anurag Rao, and Gopala Anumanchipalli. 2024a. Model editing at scale leads to gradual and catastrophic forgetting. *arXiv preprint arXiv:2401.07453*.
- Akshat Gupta, Dev Sajnani, and Gopala Anumanchipalli. 2024b. A unified framework for model editing. *arXiv preprint arXiv:2403.14236*.
- Tom Hartvigsen, Swami Sankaranarayanan, Hamid Palangi, Yoon Kim, and Marzyeh Ghassemi. 2024. Aging with grace: Lifelong model editing with discrete key-value adaptors. *Advances in Neural Information Processing Systems*, 36.
- Zeyu Huang, Yikang Shen, Xiaofeng Zhang, Jie Zhou, Wenge Rong, and Zhang Xiong. 2023. Transformer-patcher: One mistake worth one neuron. *arXiv preprint arXiv:2301.09785*.
- Tom Kwiatkowski, Jennimaria Palomaki, Olivia Redfield, Michael Collins, Ankur Parikh, Chris Alberti, Danielle Epstein, Illia Polosukhin, Jacob Devlin, Kenton Lee, et al. 2019. Natural questions: a benchmark for question answering research. *Transactions of the Association for Computational Linguistics*, 7:453–466.
- Omer Levy, Minjoon Seo, Eunsol Choi, and Luke Zettlemoyer. 2017. Zero-shot relation extraction via reading comprehension. *arXiv preprint arXiv:1706.04115*.
- Xiaopeng Li, Shasha Li, Shezheng Song, Jing Yang, Jun Ma, and Jie Yu. 2024. Pmet: Precise model editing in a transformer. In *Proceedings of the AAAI Conference on Artificial Intelligence*, pages 18564–18572.
- Chin-Yew Lin. 2004. ROUGE: A package for automatic evaluation of summaries. In *Text Summarization Branches Out*, pages 74–81, Barcelona, Spain. Association for Computational Linguistics.
- Haotian Liu, Chunyuan Li, Qingyang Wu, and Yong Jae Lee. 2024. Visual instruction tuning. *Advances in neural information processing systems*, 36.
- Yinhan Liu, Myle Ott, Naman Goyal, Jingfei Du, Mandar Joshi, Danqi Chen, Omer Levy, Mike Lewis, Luke Zettlemoyer, and Veselin Stoyanov. 2019. Roberta: A robustly optimized bert pretraining approach. *arXiv preprint arXiv:1907.11692*.
- Yun Luo, Zhen Yang, Fandong Meng, Yafu Li, Jie Zhou, and Yue Zhang. 2023. An empirical study of catastrophic forgetting in large language models during continual fine-tuning. *arXiv preprint arXiv:2308.08747*.
- Kevin Meng, David Bau, Alex Andonian, and Yonatan Belinkov. 2022a. Locating and editing factual associations in gpt. *Advances in Neural Information Processing Systems*, 35:17359–17372.
- Kevin Meng, Arnab Sen Sharma, Alex Andonian, Yonatan Belinkov, and David Bau. 2022b. Mass-editing memory in a transformer. *arXiv preprint arXiv:2210.07229*.
- Alexander Miller, Adam Fisch, Jesse Dodge, Amir-Hossein Karimi, Antoine Bordes, and Jason Weston. 2016. Key-value memory networks for directly reading documents. *arXiv preprint arXiv:1606.03126*.
- Eric Mitchell, Charles Lin, Antoine Bosselut, Chelsea Finn, and Christopher D Manning. 2021. Fast model editing at scale. In *International Conference on Learning Representations*.
- Eric Mitchell, Charles Lin, Antoine Bosselut, Christopher D Manning, and Chelsea Finn. 2022. Memory-based model editing at scale. In *International Conference on Machine Learning*, pages 15817–15831. PMLR.

- Alec Radford, Jeffrey Wu, Rewon Child, David Luan, Dario Amodei, Ilya Sutskever, et al. 2019. Language models are unsupervised multitask learners. *OpenAI blog*, 1(8):9.
- Colin Raffel, Noam Shazeer, Adam Roberts, Katherine Lee, Sharan Narang, Michael Matena, Yanqi Zhou, Wei Li, and Peter J Liu. 2020. Exploring the limits of transfer learning with a unified text-to-text transformer. *Journal of machine learning research*, 21(140):1–67.
- Domenic Rosati, Robie Gonzales, Jinkun Chen, Xuemin Yu, Yahya Kayani, Frank Rudzicz, and Hassan Sajjad. 2024. [Long-form evaluation of model editing](#). In *Proceedings of the 2024 Conference of the North American Chapter of the Association for Computational Linguistics: Human Language Technologies (Volume 1: Long Papers)*, pages 3749–3780, Mexico City, Mexico. Association for Computational Linguistics.
- Sho Takase, Shun Kiyono, Sosuke Kobayashi, and Jun Suzuki. 2022. On layer normalizations and residual connections in transformers. *arXiv preprint arXiv:2206.00330*.
- Hugo Touvron, Thibaut Lavril, Gautier Izacard, Xavier Martinet, Marie-Anne Lachaux, Timothée Lacroix, Baptiste Rozière, Naman Goyal, Eric Hambro, Faisal Azhar, Aurelien Rodriguez, Armand Joulin, Edouard Grave, and Guillaume Lample. 2023a. [Llama: Open and efficient foundation language models](#). *Preprint*, arXiv:2302.13971.
- Hugo Touvron, Louis Martin, Kevin Stone, Peter Albert, Amjad Almahairi, Yasmine Babaei, Nikolay Bashlykov, Soumya Batra, Prajwal Bhargava, Shrubhi Bhosale, et al. 2023b. Llama 2: Open foundation and fine-tuned chat models. *arXiv preprint arXiv:2307.09288*.
- Peng Wang, Ningyu Zhang, Xin Xie, Yunzhi Yao, Bozhong Tian, Mengru Wang, Zekun Xi, Siyuan Cheng, Kangwei Liu, Guozhou Zheng, et al. 2023a. Easyedit: An easy-to-use knowledge editing framework for large language models. *arXiv preprint arXiv:2308.07269*.
- Song Wang, Yaochen Zhu, Haochen Liu, Zaiyi Zheng, Chen Chen, et al. 2023b. Knowledge editing for large language models: A survey. *arXiv preprint arXiv:2310.16218*.
- Yunzhi Yao, Peng Wang, Bozhong Tian, Siyuan Cheng, Zhoubo Li, Shumin Deng, Huajun Chen, and Ningyu Zhang. 2023. Editing large language models: Problems, methods, and opportunities. *arXiv preprint arXiv:2305.13172*.
- Lang Yu, Qin Chen, Jie Zhou, and Liang He. 2024. Melo: Enhancing model editing with neuron-indexed dynamic lora. In *Proceedings of the AAAI Conference on Artificial Intelligence*, pages 19449–19457.
- Ce Zheng, Lei Li, Qingxiu Dong, Yuxuan Fan, Zhiyong Wu, Jingjing Xu, and Baobao Chang. 2023. Can we edit factual knowledge by in-context learning? *arXiv preprint arXiv:2305.12740*.
- Chen Zhu, Ankit Singh Rawat, Manzil Zaheer, Srinadh Bhojanapalli, Daliang Li, Felix Yu, and Sanjiv Kumar. 2020. Modifying memories in transformer models. *arXiv preprint arXiv:2012.00363*.

A Experimentation and Implementation Details

A.1 Experimentation Setup

For our comparative analysis, we contrast against baseline methods such as simple fine-tuning (FT), alongside advanced approaches drawn from relevant literature. These encompass GRACE (Hartvigsen et al., 2024), employing adapter-based editing with a similarity-based scoping mechanism, SERAC (Mitchell et al., 2022), a multimodal editing approach incorporating a scoping classifier, memory database, and counterfactual model alongside the target model and MEMIT (Meng et al., 2022b), which adopts a model-editing strategy by identifying and updating knowledge-contained model layers’ weight matrices.

In evaluating our approach, we adhere to metrics outlined in section 3. Regarding generalization, we define a paraphrase as generalized if it aligns with the correct edit and falls below its distance threshold. For assessing locality, we maintain that locality is preserved when the distance between matched edits exceeds its threshold. Any other instances are categorized as misfires.

A.2 Computation Resources

Training for all projector networks is conducted on NVIDIA P100 GPU with 16GB VRAM. A larger VRAM or RAM capacity is only necessary for the initial extraction of layer representations from the pre-trained language models. For the evaluation of approaches from relevant literature, which demanded greater computational resources, we employed NVIDIA A100 GPU with 40GB VRAM. All editing approaches were implemented using the default configurations provided in the Easy-Editor library (Wang et al., 2023a).

A.3 Data Processing (Counterfact)

Each row in the Counterfact consists of an edit prompt, two paraphrase prompts and multiple neighbourhood prompts

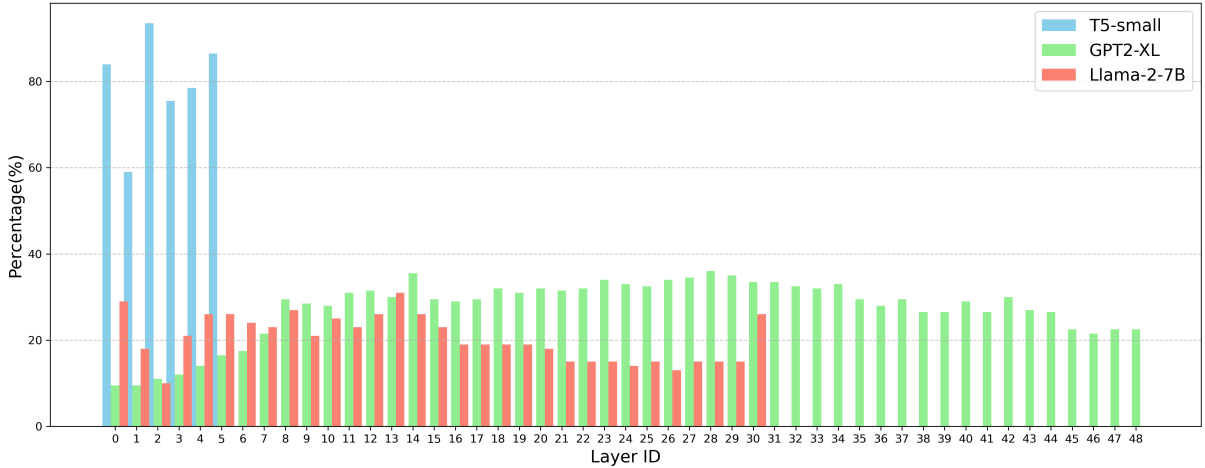


Figure 7: Percentage of samples where edits are closer to neighbours as compared to paraphrases in the representations space of different models across all layers. T5-small, GPT2-XL and Llama-2-7B have 6, 32, 48 layers respectively.

$x_i, y_i, [p_1, p_2], [nb_{i1} \dots nb_{ij}]$. For the training dataset, we extract the edit prompt x_i , one randomly sampled paraphrase p_i and half the neighbourhood prompts nb_{ij} . For creating additional paraphrases for the training set we utilize the extracted edit prompt and paraphrase prompt as input to ChatGPT and use it to generate three additional paraphrases for training. We ensure that the generated paraphrase follows the (s, r, o^*) triplet format that the dataset uses. The test set for locality and generalization comprises of the paraphrase and neighbours not sampled for the training set.

B Data Construction and Inference for PENME

The projector network is trained via contrastive learning which requires a dataset based on a pair of inputs with positive and negative labels. The algorithm 1 data construction process.

The inference pipeline for PENME is given in 2.

B.1 Hyperparameters

For training projector networks we utilize the Adam optimizer. we experiment with various learning rates $1e^{-2}, 2e^{-2}, 3e^{-2}$. we find that a moderate learning rate is required to learn faster while not overfitting, hence we choose $1e^{-2}$, with a learning rate decay rate of 0.01. All projection networks are trained for 200 epochs using a batch size of 8192 and an early stopping patience of 8 epochs.

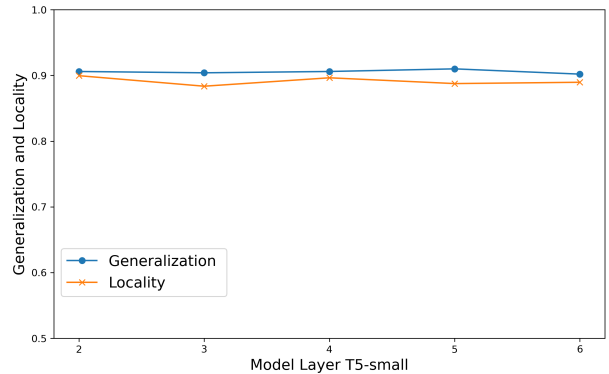


Figure 8: Generalization and locality scores for various projector networks trained on layers of T5-small using 500 samples from Counterfact.

C Projector Network and Lexical Dominance

C.1 Lexical Dominance Layer Analysis

Figure 7 the percentage of edits samples where neighbours were closer to the edits for all models across all layers.

C.2 Layer-Wise Analysis of the Projector Network

Figure 8 shows how the results for generalization and locality for the T5-small model. The results indicate that the performance is somewhat the same but generally, it takes a longer time for training to converge on higher layers.

Model	Measurement Metric	Training Set	Test Set	
Llama-2-7b	AvgPD	0.240	0.254	
	MinPD	0.0	0.02	
	MaxPD	0.829	1.59	
	AvgND	1.436	1.379	
	MinND	0.803	0.616	
	MaxND	1.884	1.853	
	AvgCPFN	0.348	0.893	
	Training Set vs Test Set			
	AvgDTTP		0.013	
	MaxDTTP		1.459	
	MinDTTP		-0.634	
	AvgDTTN		-0.227	
	MaxDTTN		-1.130	
MinDTTN		0.0		
T5-small	AvgPD	0.409	0.491	
	MinPD	0.0	0.002	
	MaxPD	1.375	1.381	
	AvgND	0.468	0.534	
	MinND	0.005	0.010	
	MaxND	1.384	1.386	
	AvgCPFN	0.193	0.238	
	Training Set vs Test Set			
	AvgDTTP		0.018	
	MaxDTTP		1.273	
	MinDTTP		-1.290	
	AvgDTTN		-0.276	
	MaxDTTN		-1.341	
MinDTTN		0.0		
GPT2-XL	AvgPD	0.378	0.349	
	MinPD	0.0	0.01	
	MaxPD	1.49	1.395	
	AvgND	1.174	1.092	
	MinND	0.227	0.368	
	MaxND	1.709	1.728	
	AvgCPFN	0.382	0.700	
	Training Set vs Test Set			
	AvgDTTP		0.008	
	MaxDTTP		1.368	
	MinDTTP		-1.046	
	AvgDTTN		-0.148	
	MaxDTTN		-0.856	
MinDTTN		0.0		

Table 2: Distance analysis of distances between edit and its respective paraphrase and neighbours. The metrics for measurement include average/max/min paraphrase distance (AvgPD)(MaxPD)(MinPD), average/max/min neighbour distance (AvgND),(MaxND)(MinND), average/max/min distances between training and test paraphrase (AvgDTTP)(MaxDTTP)(MinDTTP), the average distance between farthest edit and closest neighbour (AvgCPFN) and average/max/min distances between training and test neighbours (AvgDTTN)(MaxDTTN)(MinDTTN)

D Paraphrases and Neighbours Distance Analysis

Table 2 shows the distance between edits and their respective paraphrases and neighbours across various measurement metrics. From the distances From average paraphrase distance (AvgPD) and average distances between training and test paraphrases (AvgDTTP), we can see that they are generally a little farther than the test paraphrases and are on average a bit farther from the edit than train paraphrases. On the other hand, the average neighbour distance (AvgPN) and average distances between training and test neighbours (AvgDTTN) show that the test neighbours are a little closer to the edit as compared to the train neighbours.

E Error Analysis Projector Network

To investigate the reasons behind failures in PENME, we performed a comprehensive error analysis across our models. Our findings indicate that contrastive learning significantly mitigates lexical dominance. However, due to the inherent variability in lexical pattern distribution within the dataset, there remains potential for further optimization in the projection phase.

The training process of the projector network does not lead to uniform distances between each edit, its paraphrases and neighbours for all samples. This paired with individually varying thresholds for edits leads to misfires. To illustrate this problem, we format the results of each dataset sample for automatic and visual inspection. For all paraphrases and neighbours in the test set, we extract the nearest key/edit, the ground truth edit/key, the distance to the nearest key/edit, and the distance to the ground truth edit/key. Table 3 shows rouge scores (Lin, 2004) for two possible scenarios i.e success and failure for generalization and locality, we also show separately the score for where generalization failure occurs due to distance not meeting the set threshold. Since failures can occur in similarities with unrelated edits we show locality and paraphrase failure with both ground truth edit and matched edit.

For cases of successful generalization, we observe a substantial uni-gram overlap and a moderate bi-gram overlap between the edited sentences and their paraphrases. The ROUGE-L scores are similarly high for these metrics, indicating that the sentences likely share similar tokens in the same sequence. This implies that the attention mecha-

nism produces similar representations, leading to a high degree of similarity. For locality success, we can see that although there is significant token overlap between neighbours and their target edits, the neighbours had higher similarity with some other edits with low token overlap, this means our approach of pushing neighbouring sentences farther away is able to generalize to unseen neighbours.

In cases of generalization failure, the ROUGE scores for paraphrases compared with the ground truth are slightly lower than those observed in successful instances. Although there is some token overlap with the target edits, the matched edits exhibit even less token overlap. On the other hand for locality failure, we can see that the prediction case token overlap is higher as compared to locality success, moreover, the overlap is higher as compared to ground truth edits. Thus lexically based similarity is not the issue but rather the varying thresholds, which in some cases are large leads to misfires.

Algorithm 1 Pseudo Code Data Construction Projector Network

```
1: Input  $num\_overall\_negative$  ▷ edit pairing with neighbours of other edits (Optional hyperparameter)
2: Input  $threshold\_edit\_pairings$  ▷ edit-to-edit pairings (hyperparameter)
3: Input  $memory = \{ \}$  ▷ memory storage
4: Input  $dataset\ pairs = []$  ▷ dataset for training projector network
5: Input  $Cos(.,.)$  ▷ Cosine Sim function
6: Input dataset rows  $r_i = [(x_i, y_i, [p_{i1}...p_{ij}], [nb_{i1}...nb_{ij}]), ...]$ 
7: for each  $r_i$  element in the dataset do
8:   for each  $p_{ij}$  and  $nb_{ij}$  element in the  $r_i$  do
9:     dataset pairs  $\leftarrow$  positive pairs( $x_i, p_{ij}$ )
10:    dataset pairs  $\leftarrow$  negative pairs( $x_i, nb_{ij}$ )
11:   end for
12:   for each  $r_t$  in the dataset, where  $i \neq t$  do
13:     if  $Cos(x_i, x_t) > threshold$  then
14:       dataset pairs  $\leftarrow$  negative pairs( $x_i, x_t$ )
15:     end if
16:     for each  $nb_{ij}$  element in  $r_t$  do
17:       memory[i] ( $\leftarrow$  cosine sim( $x_i, nb_{tj}$ ), negative pairs ( $x_i, nb_{tj}$ ))
18:     end for
19:   end for
20: end for
21:  $store \leftarrow Sort(memory)$  ▷ in descending order
22: dataset pairs  $\leftarrow memory[0 : negative\ overall\ samples](x_i, n_{tj})$ 
23: return dataset pairs
```

Algorithm 2 Inference for LLM with PENME

```
1: Input  $M_l(.)$  ▷ LLM model output at layer l
2: Input  $M_{proj}(.)$  ▷ Projector network
3: Input  $D(.,.)$  ▷ Euclidean Distance function
4: Input  $memory = \{ (keys(K)=vectors, values(V)=(threshold, output)) \}$ 
5: Input  $x_t$  user prompt
6:  $y, h_l \leftarrow M_l(x_t)$ 
7:  $act_x \leftarrow M_{proj}(h_l)$ 
8:  $selectedKey \leftarrow \min_i (D(act_x, K_i))$  ▷ compute Euclidean distance between  $act_x$  and keys in memory and extract closet key
9: if  $D(act_x, selectedKey) < V[selectedKey][threshold]$  then
10:   return  $V[selectedKey][output]$ 
11: end if
12: return  $y$ 
```

Model	Rouge-1 2.5% CI	Rouge-1 97% CI	Rouge-2 2.5% CI	Rouge-2 97% CI	RougeL 2.5% CI	RougeL 97% CI
Generalization Success						
T5	1.00	0.95	1.05	0.706	0.65	0.75
LLaMA-2-7b	0.629	0.639	0.382	0.394	0.608	0.619
GPT2-XL	0.655	0.666	0.403	0.417	0.642	0.653
Generalization Failure (prediction)						
T5	1.00	0.95	1.05	0.706	0.65	0.75
LLaMA-2-7b	0.133	0.173	0.056	0.091	0.125	0.162
GPT2-XL	0.122616	0.160	0.056	0.090	0.117	0.153
Generalization Failure (ground truth)						
T5	1.00	0.95	1.05	0.706	0.65	0.75
LLaMA-2-7b	0.488	0.518	0.270	0.296	0.460	0.489
GPT2-XL	0.501	0.527	0.284	0.310	0.474	0.500
Locality Success (prediction)						
T5	0.100	0.104	0.011	0.013	0.096	0.099
LLaMA-2-7b	0.100	0.104	0.011	0.013	0.096	0.099
GPT2-XL	0.095	0.100	0.011	0.013	0.092	0.095
Locality Success (ground truth)						
T5	0.100	0.104	0.011	0.013	0.096	0.099
LLaMA-2-7b	0.487	0.518	0.269	0.296	0.459	0.489
GPT2-XL	0.176	0.217	0.036	0.059	0.173	0.211
Locality Failure (prediction)						
T5	0.566	0.577	0.390	0.403	0.562	0.574
LLaMA-2-7b	0.259	0.277	0.148	0.164	0.247	0.264
GPT2-XL	0.254	0.273	0.147	0.164	0.244	0.262
Locality Failure (ground truth)						
T5	0.203	0.212	0.052	0.058	0.197	0.206
LLaMA-2-7b	0.201	0.206	0.049	0.053	0.195	0.201
GPT2-XL	0.207	0.218	0.052	0.059	0.201	0.212
Generalization Distance Failure						
T5	1.00	0.95	1.05	0.706	0.65	0.75
GPT2-XL	0.522	0.551	0.279	0.309	0.484	0.512
LLaMA-2-7b	0.495	0.579	0.252	0.324	0.455	0.529

Table 3: ROUGE Evaluation Scores