

MegaAgent: A Practical Framework for Autonomous Cooperation in Large-Scale LLM Agent Systems

Qian Wang¹, Tianyu Wang², Qinbin Li³, Jingsheng Liang⁴, Bingsheng He¹

¹National University of Singapore ²Shanghai Jiao Tong University
³University of California, Berkeley ⁴South China University of Technology

Abstract

With the emergence of large language models (LLMs), LLM-powered multi-agent systems (LLM-MA systems) have been proposed to tackle real-world tasks. However, their agents mostly follow predefined Standard Operating Procedures (SOPs) that remain unchanged across the whole interaction, lacking autonomy and scalability. Additionally, current solutions often overlook the necessity for effective agent cooperation. To address the above limitations, we propose MegaAgent, a practical framework designed for autonomous cooperation in large-scale LLM Agent systems. MegaAgent leverages the autonomy of agents to dynamically generate agents based on task requirements, incorporating features such as automatically dividing tasks, systematic planning and monitoring of agent activities, and managing concurrent operations. In addition, MegaAgent is designed with a hierarchical structure and employs system-level parallelism to enhance performance and boost communication. We demonstrate the effectiveness of MegaAgent through Gobang game development, showing that it outperforms popular LLM-MA systems; and national policy simulation, demonstrating its high autonomy and potential to rapidly scale up to 590 agents while ensuring effective cooperation among them. Our results indicate that MegaAgent is the first autonomous large-scale LLM-MA system with no pre-defined SOPs, high effectiveness and scalability, paving the way for further research in this field. Our code is at <https://anonymous.4open.science/r/MegaAgent-81F3>.

Introduction

Given the impressive planning and cognitive abilities of LLMs (Touvron et al. 2023; Zhu et al. 2023), there is growing interest research in LLM-MA systems (Wu et al. 2023; Chen et al. 2023b; Hong et al. 2023) due to their abilities to tackle complex tasks. For instance, MetaGPT introduces a meta-programming framework that effectively simulates the software development process (Hong et al. 2023). Furthermore, recent works leverage LLMs’ cognitive abilities to simulate more complex scenarios, known as world simulations (Guo et al. 2024). For example, Simulacra (Park et al. 2023) simulates social behaviors among 25 LLM-empowered agents living in a town where each agent can plan and schedule what to do in the daily life.

Yet, real-world simulations require far more than 25 LLM agents. For example, S3 utilizes LLM-empowered agents to simulate 26,058 users in a social network, enabling the analysis of opinions on gender discrimination (Gao et al. 2023). Moreover, certain complex world simulation scenarios, such as policy-making (Tsfatsion 2023), war simulation (Hua et al. 2023), and alien civilizations simulation (Jin et al. 2024), can only be realistically simulated using a large number of LLM agents. As reliance on large-scale LLM-MA systems continues to grow, there is an urgent need for scalable, autonomous frameworks that can handle large-scale agent interactions.

However, the majority of current LLM-MA frameworks primarily emphasize the AI aspects while neglecting the crucial infrastructure needed to support large-scale cooperation among LLM agents. This oversight leads to three significant limitations. First, they do not consider the management of large-scale agents (Hong et al. 2023; Chen et al. 2023b). Second, these systems demonstrate limited cooperation, thus hinders their effectiveness and applicability in solving multi-disciplinary complex tasks (Chan et al. 2024; Chen et al. 2023b; Wu et al. 2023; Pan et al. 2024). Third, they rely on predefined SOPs and prompts to dictate how agents respond to specific situations or inputs (Hong et al. 2023). This approach not only stifles creativity but also becomes impractical when implementing SOPs for hundreds or even thousands of agents.

Addressing the above limitations presents two key challenges. First, organizing communication among agents and with external services, such as code and text files, becomes increasingly complex on a large scale with parallelism included, especially when different agents are involved in different rounds of communication (Zhang et al. 2024a). Second, currently existing agents have inadequate autonomic capabilities. Manually crafting predefined SOPs becomes impractical at large scales, and the inherent instability of LLM agent outputs (Lu et al. 2023) necessitates maintaining a degree of control over each agent’s actions while still allowing for flexibility and creativity. Therefore, ensuring sufficient agent autonomy is crucial for problems at larger scales.

To address these limitations, we propose MegaAgent, a practical framework designed to manage large-scale LLM-MA systems and facilitate effective, autonomous agent com-

munication. We anticipate that MegaAgent will serve as the foundational infrastructure for future large-scale LLM-MA systems, effectively functioning as the operating system (OS) for LLM-MA. The core idea of MegaAgent is to divide the large task into multiple hierarchical sub-tasks, and each sub-task is finished by a group of agents. Communications can be done either within the agent group or between agent groups. The overview of MegaAgent is in Figure 1.

To address the first challenge, we introduce a hierarchical mechanism: a boss agent receives the prompt, divides the task into sub-tasks, and assigns each sub-task to a corresponding sub-task admin. The admin agent then generates a group of agents to complete the task. If an agent cannot complete the task on its own, it can generate another group of agents at the next level. Each agent group run in parallel to ensure the high effectiveness.

To address the second challenge, we implement three mechanisms: First, the OS agent is employed to monitor the agent groups’ output to ensure they chat in the right format; second, the admin agent in each group monitors the status of individual agents inside this group; third, each agent maintains a checklist to track its actions. The workflow of MegaAgent is as follows: First, it accepts natural language prompts from users; then, it splits the tasks into multiple sub-tasks, each completed by a group of agents monitored by admin agents. At the same time, the OS agent monitors the progress of each agent group. These groups interact with external services through a data retriever, where they retrieve databases, code files, and checklists for each agent.

We then conduct two experiments to demonstrate the effectiveness and autonomy of MegaAgent. The first experiment, a Gobang game against an AI opponent, highlights MegaAgent’s superior autonomy and efficiency over all previous baselines, with MegaAgent being **the only model to complete the task within 800 seconds**. The second experiment, an industry-wide national policy simulation, demonstrates MegaAgent’s large-scale autonomy and scalability by successfully **generating and coordinating about 590 agents to produce the expected policies within 3000 seconds**. In stark contrast, the baseline models can coordinate fewer than 10 agents and fail to produce the expected policies. Finally, we provide insights gained from these experiments and discuss future research directions for managing scaling to larger numbers of LLM-MA systems.

To summarize, our contributions are as follows:

- We propose MegaAgent, a practical framework designed for autonomous cooperation in large-scale LLM-MA systems, enabling dynamic task splitting and parallel communication among LLM agents.
- We validate MegaAgent’s effectiveness through experiments in Gobang game development and national policy simulation, demonstrating its autonomy and scalability.
- We provide insights into the challenges and potential future research directions for scaling LLM-MA systems.

The remainder of this paper is organized as follows: Section 2 reviews related work in LLM-MA systems. Section 3 provides details of the MegaAgent framework. Section 4 presents two experiments that demonstrate MegaAgent’s

practicality. Section 5 discusses future research directions for LLM-MA systems, and Section 6 concludes the paper.

Related Work

In this section, we review LLM-MA systems and the cooperation between agents within these systems. Due to space constraints, we only include the most relevant work here, with additional related work provided in the appendix.

LLM-MA Systems

With the emergence of powerful LLMs (Achiam et al. 2023; Team et al. 2023), recent research on LLM-based multi-agent systems has investigated how multiple agents can accomplish tasks through cooperation, utilizing elements such as personas (Chen et al. 2024; Chan et al. 2024), planning (Chen et al. 2023a; Zhang et al. 2024b; Yuan et al. 2023), and memory (Zhang et al. 2023; Hatalis et al. 2023). Unlike systems relying on a single LLM-based agent, multi-agent systems demonstrate superiority in tackling challenging tasks. Recent works, such as MetaGPT (Hong et al. 2023), AutoGen (Wu et al. 2023), and AgentVerse (Chen et al. 2023b), design multiple specific roles to achieve a task.

However, most popular LLM-MA systems heavily rely on handcrafted prompts and expert design. For instance, MetaGPT (Hong et al. 2023) requires users to pre-design roles like product manager and software engineer. Another limitation is these systems utilize a sequential pipeline without considering parallel execution of agents (Li et al. 2023). Although AgentScope (Pan et al. 2024) does consider this, its implementation follows a fixed trajectory in different rounds of interaction, prohibiting changes in communication partners, thus limiting performance improvement as the number of agents scales up.

In contrast, in the real world, when many software developers are employed, they may first work on different files simultaneously, and then focus on one specific file when difficulties are encountered, sparking creative ideas to overcome challenges by cooperation. Additionally, existing LLM-MA systems are restricted by their small scale and have not been applied in large-scale scenarios with complex cooperation involved. We compare current popular LLM-MA systems with MegaAgent in Table 1. We can see from the table that MegaAgent stands out for its high autonomy, multi-file support, parallelism, and scalability.

Cooperation between LLM-based Agents

The coordination between LLM-based agents is critical infrastructure for supporting LLM-MA systems (Guo et al. 2024). There are three main coordination paradigms: cooperative, debate, and competitive. MegaAgent focuses on the cooperation paradigm, aiming to have agents work together toward a shared goal. Within the cooperative paradigm are three main structures: layered, decentralized, and centralized. Layered communication is organized hierarchically, with agents at each level having distinct roles and each layer interacting with adjacent layers (Liu et al. 2023b). Decentralized communication operates on a peer-to-peer basis

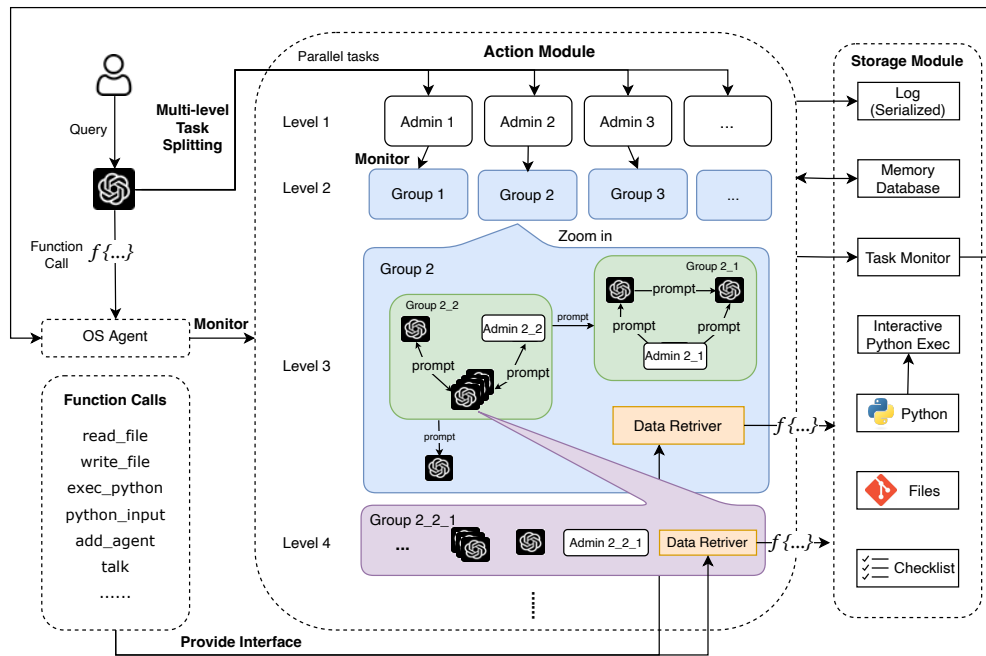


Figure 1: MegaAgent starts by accepting prompts, which it automatically divides into tasks for multiple agent groups. OS Agent monitors the agents’ progress, while the action module interacts with the storage module through a data retriever.

Model	No Predefined SOP	Multi-file Support	Parallelism	Scalability
AutoGen (Wu et al. 2023)	✗	✗	✗	✗
MetaGPT (Hong et al. 2023)	✗	✓	✗	✗
CAMEL (Li et al. 2023)	✗	✗	✗	✗
AgentVerse (Chen et al. 2023b)	✓	✗	✗	✗
MegaAgent	✓	✓	✓	✓

Table 1: Comparison of Popular LLM-MA Systems with MegaAgent

among agents. Centralized communication involves a central agent or a group of central agents coordinating the system’s communication, with other agents primarily connecting to the central agent. A shared message pool, as proposed in MetaGPT (Hong et al. 2023), maintains a shared message pool where agents publish and subscribe to relevant messages, boosting communication efficiency.

MegaAgent Framework

Overview

As illustrated in Figure 1, MegaAgent consists of five key components: (1) Multi-Level Task Splitting, which accepts the prompt and divides the task into several agent groups for completion; (2) Action Module, composed of multiple agent groups, each responsible for completing a specific subtask; (3) Storage Module, composed of database, files, and checklists; (4) Monitor Mechanism, which includes OS agent, admin agent, and each agent’s checklist to monitor agents’ actions; and (5) Communication Mechanism including the communication between agents and between agents and external services. We now discuss each component in detail.

Multi-Level Task Splitting

To address the impossibility of predefined SOPs in large-scale LLM-MA systems, we creatively assign the boss agent to perform task splitting. To ensure each subtask is completed correctly, we creatively designate an admin agent for each group to oversee the group’s progress. The boss agent assigns the big task into several admin agents where each admin is in charge of a sub-task. Each admin has a name representing its role, formatted as the following example:

<employee name="MinisterHealth">You are MinisterHealth, the Health Policy Minister of the Health Department. Your job is to develop a comprehensive health policy document ('policy_health.txt') according to ... You will collaborate with ...(omitted here) </employee>

Admin agents can either work independently or recruit other agents to form a group. Recruited agents can further decompose sub-tasks into smaller tasks, assume the role of an admin agent, recruit additional agents, and form new subordinate groups. When agents determine that a task needs further subdivision but cannot complete it independently, they create a new level and generate more agents to address this need. This process is done iteratively and imple-

mented through function calls. We choose a hierarchical design as it allows tasks to be efficiently distributed and managed across different levels, ensuring that as the MegaAgent grows, it can handle increasing complexity without overwhelming a central agent. **This multi-level task splitting makes the MegaAgent both practical and autonomous, particularly when handling complex tasks that require numerous LLM agents.**

Action Module

To execute a sub-task, each agent group admin divides the task into smaller components and generates several agents to complete them. Each agent then creates a checklist based on its assigned task. Throughout the task completion process, agents communicate and coordinate their work within the group, updating and completing their checklists until the boss agent marks the task as 'finished.' Meanwhile, the OS agent ensures proper input and output formats and serializes the API message calls of individual agents. This allows multiple agents to work on the same task without compromising data consistency and enhances development efficiency.

To support this process, we introduce a data retriever as an interface between action module and storage module. A data retriever manages function calls—including file reading and writing, checklists, and Python execution—and relays them to the storage module. The list of available function calls is provided to the data retriever agents at the beginning. Then, the data retrievers determine which function calls to generate and execute based on the specific needs of the agents, ensuring the system operates automatically. This process is illustrated in Figure 1.

Building on the previously established process, the action module ensures scalability by allowing each agent group to operate simultaneously and independently. This parallel execution capability significantly reduces the overall task completion time compared to the linear operating mechanisms used in other baselines, such as MetaGPT (Hong et al. 2023).

Storage Module

To facilitate data communication between the LLM agents and external files, we introduce a storage module. This storage module includes agent execution logs, a memory database, a task monitor, Python code and interactive Python execution support, files, and checklists for each agent.

We introduce Git to support file management in storage module. As each agent requires considerable time to edit a file after reading it, during which the file may change, a mechanism to keep data consistency is required. When an agent reads a file, it also retrieves its Git commit hash. Upon writing, the agent must provide that hash to the file agent, which commits the changes to the previous commit, merges them to the latest HEAD, and requests the agent to resolve any merge conflicts if necessary. All Git operations are serialized using a global mutex lock.

The memory database is used for long-term memory summarization as LLMs would forget prior conversations. The output of each round is encoded using language models into embeddings to be stored in the vector database, so that the

agent can fetch the most similar message into its memory by cosine similarity metric. Therefore, agents fetch the checklist and the prior summarization to dynamically track and update their progress at each step.

The task monitor is designed to verify the existence of output files, report their content to the supervising agent, and, if necessary, assign rework to the subordinate agent. Additionally, when there are no active tasks, the task monitor prompts the OS agent to review all generated files and determine the next steps or, if appropriate, terminate the process. The task monitor acts as a safeguard, ensuring the task progresses gradually and consistently.

Monitor Mechanism

To ensure effective monitoring and minimize hallucination propagation in a large-scale LLM-MA system, we introduce OS agent to oversee the output format of each agent group and verify whether the output meets the expected standards. If not, an error message is added to the agent's memory and the OS system tries to generate again. In addition, each agent maintains an updated checklist to track its actions and ensure they align with expectations. Once the work within an agent group is completed, the admin agent reviews each agent's checklist and results to confirm full completion. If the results are unexpected, the OS agent would return an error message explaining the discrepancies, prompting the agent to retry. However, each agent has a maximum number of allowed retries per round, a hyperparameter we have set to thirty.

Communication Mechanism

To ensure effective communication, agents are organized into distinct hierarchies. They can communicate only with their direct superiors, their direct subordinates, within their own group. File operation and code execution are also regarded as communication. Their communication format is specified in an instructional paragraph, which is detailed in our source code. It enables agents to simultaneously dispatch distinct messages through function call in a specified format. The complete communication patterns are provided in the appendix. Here, we present an example:

```
<talk_goal="Carol"> Carol, please provide 'ai.py' once you have developed the AI for the Gobang game.</talk>
```

```
<talk_goal="David"> David, please provide 'game_logic.py' once you have developed the game logic for the Gobang game.</talk>
```

The OS agent then delivers these messages to the designated agents, who respond in parallel to ensure both effectiveness and scalability.

Experiments

In this section, we aim to evaluate MegaAgent's capabilities by addressing the following two research questions:

RQ1: Can MegaAgent complete a task requiring extensive cooperation without a predefined SOP? How do other baselines compare?

RQ2: Can MegaAgent be applied to a more complex task requiring significantly more agents, demonstrating its scalability? How about other baselines?

Gobang Game with AI Opponent

Gobang is a strategic board game played between two participants, who alternate placing black and white pieces on a grid. The objective is to be the first to align five consecutive pieces horizontally, vertically, or diagonally¹. We conduct this experiment to evaluate MegaAgent’s cooperation, autonomy, and parallelism in completing the development of this game without predefined SOPs.

Experiment Setup We conduct this experiment with the GPT-4o API², setting the ‘temperature’ parameter to 0 to ensure more deterministic responses (Achiam et al. 2023). At the beginning, we feed the meta prompt:

You are Bob, the leader of a software development club. Your club’s current goal is to develop a Gobang game with an AI, and can be executed by running ‘main.py’.

For comparative analysis, we utilize AutoGen, MetaGPT, CAMEL, and AgentVerse to perform the same task. We manually adapt their underlying large language models to GPT-4o or to GPT-4³ when GPT-4o is incompatible with their code settings. Details of the those API costs of each model can be found in the appendix.

To ensure fairness in our experiment, we use exactly the same prompt: *Develop a Gobang game with an AI* for all baselines, as well as following the guidelines specified in each baseline’s paper to determine the appropriate testing methods. The full experiment settings of these baselines are in our appendix due to the space limit.

Evaluation Metrics To evaluate the generated Gobang game, we establish the following evaluation metrics: **(1) error-free execution**, which assesses the program’s ability to run without errors; **(2) user move functionality**, which evaluates the user’s ability to make a move; **(3) AI move functionality**, which measures the AI’s ability to make a move; and **(4) correct game termination**, which ensures the game’s ability to end correctly when there are five consecutive pieces.

Model	Completed Metrics	Number of Agents	Time
AutoGen (Wu et al. 2023)	(1) (2)	2	120s
MetaGPT (Hong et al. 2023)	(1) (2)	6	480s
CAMEL (Li et al. 2023)	Program not executable	2	1830s
AgentVerse (Chen et al. 2023b)	Incomplete program	4	1980s*
MegaAgent	(1) (2) (3) (4)	7	800s

*We allowed AgentVerse to run for 10 rounds, but it was still unable to complete the program after 1,980 seconds.

Table 2: Gobang Experiment Results

Experiment Results To provide a comprehensive comparison, Table 2 presents performance of various state-of-the-art models for large-scale LLM multi-agents. We analyze each of them individually as follows:

AutoGen: AutoGen uses two agents to produces an minimax AI with no prone, which takes infinite time to think, and

¹<https://en.wikipedia.org/wiki/Gomoku>

²<https://openai.com/index/hello-gpt-4o/>

³<https://platform.openai.com/docs/models/gpt-4-turbo-and-gpt-4>

will never produce a move. In another trial, AutoGen generates a program ending with # To be continued.. after about two minutes, and gets stuck when trying to execute it. The possible reason for its failure is that its SOP is too simple, and does not include enough communication (like code review) between agents.

MetaGPT: None of the trials are able to produce an AI move, even after generating six agents. The major errors are:

- The code is not executable, and raises an error. The possible reason is that MetaGPT does not have external tools to execute and debug the produced code.
- The produced program is not a Gobang game (for example, a tic-tac-toe game instead). The possible reason for failure is that its SOP is too simple, and the requirement for communication between agents is not sufficient.
- AI falls into an infinite loop. The possible reason is that MetaGPT does not have external tools to execute and debug the produced code, and the current ChatGPT API is not capable of developing the AlphaBeta algorithm without errors by itself.

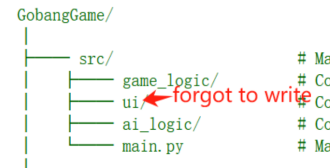


Figure 2: CAMEL fails to generate the needed files that are required in its planning stage.

CAMEL: We find that CAMEL can only produce code segments using two agents. For example, as shown in Figure 2, CAMEL forgets to write ui.py, which is included in game.py. The possible reason for this is that its planning and contextual ability is weak.

AgentVerse: AgentVerse generates four agents to finish this task. However, we find that, in the first and second trial, the agent keeps rejecting the result for all the ten rounds; as for the third trial, although the agent accepts the result, the code still presents many placeholders, and cannot be executed. An incomplete code blocks may look as follows:

```
class AI:
    def heuristic(self):
        # It should consider Gobang patterns
        # like open threes, closed fours.
        pass
```

The possible failing reason for AgentVerse is that the outline from its planning state is too strict, while current LLMs are unable to meet that demand.

MegaAgent: The MegaAgent system autonomously devises an SOP integrating seven agents, leading to the successful execution of the designated task. It autonomously develops a functional Gobang game interfaced with a naive AI, capable of:

- Allowing player input for row and column selections to execute moves.

- ii. Enabling AI to respond with its move on the board.
- iii. Repeating this interaction until a player aligns five consecutive pieces.

These functionalities fulfill criteria (1) through (4) of our requirements. MegaAgent’s ability to produce a fully operational game itself is an unprecedented achievement compared to the above LLM-MA systems, whose result either consists of unfinished placeholders, or fails to include an AI.

Finally, MegaAgent successfully produces a runnable Gobang game with a naive AI, whose interface is shown in Figure 5. The complete log and program of this experiment can be found in our source code.

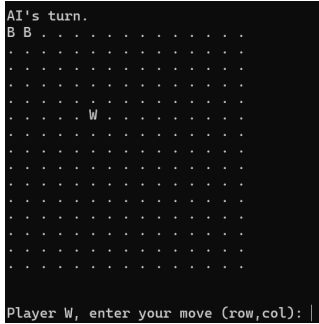


Figure 3: Interface of MegaAgent’s Gobang Demo

Ablation Study To validate the effectiveness of the parallel design in MegaAgent, we conduct an ablation study by running MegaAgent without parallel mechanism of each agent group, and we present the results in Table 3.

Mechanism	Completed Metrics	Number of Agents	Time
w/o parallelism	(1) (2) (3) (4)	7	4505s
with parallelism	(1) (2) (3) (4)	7	800s

Table 3: Gobang Ablation Study Results

When MegaAgent operates without parallel execution, it takes 4505 seconds to complete the task using 7 agents. In contrast, with parallelism enabled, the same task is completed in just 800 seconds. Both configurations successfully achieve all the specified metrics, but the drastic reduction in time highlights the efficiency of the parallel design.

Industry-Wise Nation Policy Simulation

We propose a more challenging experiment: formulating industry-specific national policies, which requires numerous agents performing various tasks across complex domains such as education, health, and finance. This experiment can evaluate the autonomy, scalability, and cooperation capabilities of MegaAgent.

Experiment Setup Due to budget constraints, we use the GPT-4o-mini API⁴ for this experiment by MegaAgent.

⁴<https://openai.com/index/gpt-4o-mini-advancing-cost-efficient-intelligence/>

For comparative analysis, we utilize AutoGen, MetaGPT, CAMEL, and AgentVerse to perform the same task. Details of API costs are in the appendix. We manually adapt their underlying large language models to GPT-4o or to GPT-4 when GPT-4o is incompatible with their code settings. The prompt we feed into these frameworks are:

You are NationLeader, the leader of a pioneering nation. You want to develop the best detailed policy for your cutting-edge country in 'policy_department.txt'. You are now recruiting ministers and assigning work to them. For each possible minister, please write a prompt.

The full prompt is in the appendix due to the space limit.

Experiment Results We present the results in Table 4.

Model	Outputs	Number of Agents	Time
AutoGen (Wu et al. 2023)	Outline	1	40s
MetaGPT (Hong et al. 2023)	Python Program	6	580s
CAMEL (Li et al. 2023)	Plans	2	1380s
AgentVerse (Chen et al. 2023b)	None	4	510s
MegaAgent	Complete Policies	590	2991s

Table 4: Industry-Wise Nation Policy Simulation Results. The result is for a single test, and may vary as LLM’s output is unstable.

AutoGen: It produces merely an outline for each aspect and responses in a single output without amendment. This trial takes about 40 seconds and includes only a single agent.

MetaGPT: It takes 580 seconds and seven agents to produce a Python program, which is not what we need.

CAMEL: It takes 1380 seconds and uses only two agents in this trial. It takes lots of time to provide a plan, overall strategy, implementation methods, and potential risks, which is not what we want.

AgentVerse: After 510 seconds, AgentVerse consistently rejects the solution across all ten rounds and is unable to provide a viable policy with four agents.

MegaAgent: MegaAgent successfully recruits nine minister agents by the boss agent, each responsible for different sectors such as health (“MinisterHealth”). Each minister agent works simultaneously, drafts a policy, and recruits dozens of subordinate citizen testers to simulate and provide feedback. About 590 agents are involved in one experiment, forming a three-level hierarchy, as illustrated in Figure 4. MegaAgent completes this experiment in 2991 seconds, even with 590 agents, demonstrating its high efficiency and scalability.

Finally, MegaAgent presents a comprehensive policy addressing all seventeen ministries of the simulated nation, including detailed instructions and amendments, as follows:

```

/project
├── policy_health.txt
│   └── feedback_health.txt
├── policy_education.txt
│   └── feedback_education.txt
└── ...

```

The complete version is in the appendix. The autonomy and scalability of MegaAgent are demonstrated by its ability

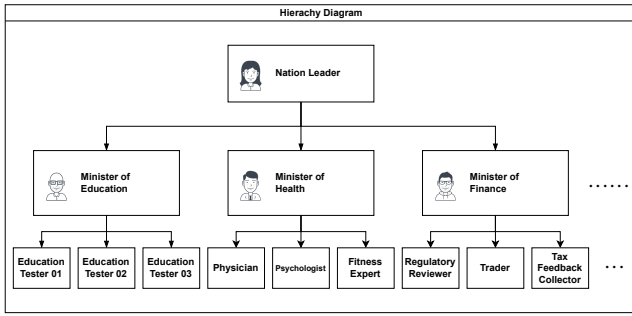


Figure 4: An example of the generated hierarchy for the policy making experiment

to enable agents to communicate with different objectives across multiple rounds and recruit new agents as needed.

Ablation Study To validate the effectiveness of the parallel design in MegaAgent, we also conduct an ablation study by running this simulation without parallel mechanism, shown in Table 5.

Mechanism	Outputs	Number of Agents	Time
w/o parallelism	Incomplete Policies	>100	>14400s
with parallelism	Complete Policies	590	2991s

*We terminate the execution without parallelism after 14400 seconds.

Table 5: Industry-Wise Nation Policy Simulation Ablation Study Results

After 14400 seconds, the MegaAgent without parallelism design still can not finish the policies generation. It has generated more than 100 agents, and the admin agents in the first level are still recruiting agents and drafting plans. We find that in the single-threaded environment, admin agents recruited fewer subordinates and produced simpler policies with minimal testing. This is because they must serially execute multiple function calls to recruit multiple agents for a complete testing procedure, which current LLMs struggle to manage effectively.

Moreover, this observation highlights a key limitation of current LLMs: their inefficiency in handling complex, serialized tasks. The performance of the non-parallelized MegaAgent demonstrates that parallelism is not just beneficial, but essential for LLM-based systems to manage complex tasks like comprehensive policy generation and evaluation.

Scalability Analysis

In MegaAgent, for n agents, the hierarchical layer-to-layer communication cost is $O(\log n)$ since they can run in parallel and each agent group interacts only with adjacent layers as shown in Figure 4. In contrast, existing frameworks exhibit linear running time growth $O(n)$ as they run serially, which becomes impractical with the number of LLM agents increasing much. The above theoretical analysis is validated by industry-wide national policy simulation results, where MegaAgent completes the cooperation of 590 agents in just

2991 seconds, while the best-performing CAMEL requires 1380 seconds to complete the planning with only 2 agents. Thus, MegaAgent is a practical framework for autonomous cooperation within large-scale LLM-MA systems, offering the ability to scale effectively with an increasing number of LLM agents.

Research Directions

Mitigating hallucination. Occasional hallucinations have been observed in our experiments, such as the output format not meeting the specified requirements. To address this, MegaAgent maintains an updated checklist for each agent to monitor its actions and ensure adherence to format guidelines. However, the checklist is also generated by LLM which may be wrong. Recent works propose leveraging on an expert external knowledge base before (Peng et al. 2023), during (Cao et al. 2023) or after (Gao et al. 2022) the generation of LLMs to guide the LLM’s outputs which may be a potential direction.

Integrating different LLMs. In our experiments, we observe that the API costs for GPT-4 are quite high. Given that many LLMs cheaper than GPT-4 specialize in different domains, utilizing different LLMs for specific roles within the entire LLM-MA system could be an effective way to enhance efficiency while reducing costs (Touvron et al. 2023; Jiang et al. 2024; Yang et al. 2024). Additionally, finding effective methods for data sharing between these LLMs presents a valuable research direction (Wu and Fard 2024).

Increasing Effectiveness. The primary bottleneck in MegaAgent is the planning time and communication between LLM agents, specifically in translating code into prompts, managing checklists, maintaining the framework, and debugging. This issue is exacerbated as the number of communication rounds and agents increases, resulting in a significant number of input and output tokens throughout the process (Wang et al. 2024). Previous research suggests using summarization compression and semantic compression to condense lengthy conversations from earlier rounds (Liu et al. 2023a). In MegaAgent, we summarize previous conversations between agents and store them in an external vector database for efficient retrieval. Future work could further enhance communication efficiency.

Conclusion

We introduce MegaAgent, a practical framework designed for autonomous cooperation in large-scale LLM-MA systems. Through a Gobang game development experiment, we demonstrate MegaAgent’s superior autonomy and cooperation compared to baseline models. Additionally, we conduct a national policy simulation to highlight MegaAgent’s scalability. With its hierarchical and adaptive design, MegaAgent has the potential to serve as the foundational OS for future LLM-MA systems. Moreover, we identify key research directions emerging from the MegaAgent experiments, providing guidance for future research. We encourage the research community to focus on enhancing the effective cooperation of LLM agents to meet the growing demands of large-scale LLM-MA systems.

References

- Achiam, J.; Adler, S.; Agarwal, S.; Ahmad, L.; Akkaya, I.; Aleman, F. L.; Almeida, D.; Altenschmidt, J.; Altman, S.; Anadkat, S.; et al. 2023. Gpt-4 technical report. *arXiv preprint arXiv:2303.08774*.
- Cao, H.; An, Z.; Feng, J.; Xu, K.; Chen, L.; and Zhao, D. 2023. A Step Closer to Comprehensive Answers: Constrained Multi-Stage Question Decomposition with Large Language Models. *arXiv preprint arXiv:2311.07491*.
- Chan, X.; Wang, X.; Yu, D.; Mi, H.; and Yu, D. 2024. Scaling Synthetic Data Creation with 1,000,000,000 Personas. *arXiv preprint arXiv:2406.20094*.
- Chen, J.; Wang, X.; Xu, R.; Yuan, S.; Zhang, Y.; Shi, W.; Xie, J.; Li, S.; Yang, R.; Zhu, T.; et al. 2024. From persona to personalization: A survey on role-playing language agents. *arXiv preprint arXiv:2404.18231*.
- Chen, J.; Yuan, S.; Ye, R.; Majumder, B. P.; and Richardson, K. 2023a. Put your money where your mouth is: Evaluating strategic planning and execution of llm agents in an auction arena. *arXiv preprint arXiv:2310.05746*.
- Chen, W.; Su, Y.; Zuo, J.; Yang, C.; Yuan, C.; Qian, C.; Chan, C.-M.; Qin, Y.; Lu, Y.; Xie, R.; et al. 2023b. Agentverse: Facilitating multi-agent collaboration and exploring emergent behaviors in agents. *arXiv preprint arXiv:2308.10848*.
- Gao, C.; Lan, X.; Lu, Z.; Mao, J.; Piao, J.; Wang, H.; Jin, D.; and Li, Y. 2023. S3: Social-network Simulation System with Large Language Model-Empowered Agents. *arXiv preprint arXiv:2307.14984*.
- Gao, L.; Dai, Z.; Pasupat, P.; Chen, A.; Chaganty, A. T.; Fan, Y.; Zhao, V. Y.; Lao, N.; Lee, H.; Juan, D.-C.; et al. 2022. Rarr: Researching and revising what language models say, using language models. *arXiv preprint arXiv:2210.08726*.
- Guo, T.; Chen, X.; Wang, Y.; Chang, R.; Pei, S.; Chawla, N. V.; Wiest, O.; and Zhang, X. 2024. Large language model based multi-agents: A survey of progress and challenges. *arXiv preprint arXiv:2402.01680*.
- Hatalis, K.; Christou, D.; Myers, J.; Jones, S.; Lambert, K.; Amos-Binks, A.; Dannenhauer, Z.; and Dannenhauer, D. 2023. Memory Matters: The Need to Improve Long-Term Memory in LLM-Agents. In *Proceedings of the AAAI Symposium Series*, volume 2, 277–280.
- Hong, S.; Zheng, X.; Chen, J.; Cheng, Y.; Wang, J.; Zhang, C.; Wang, Z.; Yau, S. K. S.; Lin, Z.; Zhou, L.; et al. 2023. Metagpt: Meta programming for multi-agent collaborative framework. *arXiv preprint arXiv:2308.00352*.
- Hua, W.; Fan, L.; Li, L.; Mei, K.; Ji, J.; Ge, Y.; Hemphill, L.; and Zhang, Y. 2023. War and peace (waragent): Large language model-based multi-agent simulation of world wars. *arXiv preprint arXiv:2311.17227*.
- Jiang, A. Q.; Sablayrolles, A.; Roux, A.; Mensch, A.; Savary, B.; Bamford, C.; Chaplot, D. S.; Casas, D. d. l.; Hanna, E. B.; Bressand, F.; et al. 2024. Mixtral of experts. *arXiv preprint arXiv:2401.04088*.
- Jin, M.; Wang, B.; Xue, Z.; Zhu, S.; Hua, W.; Tang, H.; Mei, K.; Du, M.; and Zhang, Y. 2024. What if LLMs Have Different World Views: Simulating Alien Civilizations with LLM-based Agents. *arXiv preprint arXiv:2402.13184*.
- Li, G.; Hammoud, H.; Itani, H.; Khizbullin, D.; and Ghanem, B. 2023. Camel: Communicative agents for “mind” exploration of large language model society. *Advances in Neural Information Processing Systems*, 36: 51991–52008.
- Liu, J.; Li, L.; Xiang, T.; Wang, B.; and Qian, Y. 2023a. Tcra-llm: Token compression retrieval augmented large language model for inference cost reduction. *arXiv preprint arXiv:2310.15556*.
- Liu, Z.; Zhang, Y.; Li, P.; Liu, Y.; and Yang, D. 2023b. Dynamic llm-agent network: An llm-agent collaboration framework with agent team optimization. *arXiv preprint arXiv:2310.02170*.
- Lu, Q.; Qiu, B.; Ding, L.; Xie, L.; and Tao, D. 2023. Error analysis prompting enables human-like translation evaluation in large language models: A case study on chatgpt.
- Mei, K.; Li, Z.; Xu, S.; Ye, R.; Ge, Y.; and Zhang, Y. 2024. Llm agent operating system. *arXiv preprint arXiv:2403.16971*.
- Pan, X.; Gao, D.; Xie, Y.; Wei, Z.; Li, Y.; Ding, B.; Wen, J.-R.; and Zhou, J. 2024. Very Large-Scale Multi-Agent Simulation in AgentScope. *arXiv preprint arXiv:2407.17789*.
- Park, J. S.; O’Brien, J.; Cai, C. J.; Morris, M. R.; Liang, P.; and Bernstein, M. S. 2023. Generative agents: Interactive simulacra of human behavior. In *Proceedings of the 36th annual acm symposium on user interface software and technology*, 1–22.
- Peng, B.; Galley, M.; He, P.; Cheng, H.; Xie, Y.; Hu, Y.; Huang, Q.; Liden, L.; Yu, Z.; Chen, W.; et al. 2023. Check your facts and try again: Improving large language models with external knowledge and automated feedback. *arXiv preprint arXiv:2302.12813*.
- Team, G.; Anil, R.; Borgeaud, S.; Wu, Y.; Alayrac, J.-B.; Yu, J.; Soricut, R.; Schalkwyk, J.; Dai, A. M.; Hauth, A.; et al. 2023. Gemini: a family of highly capable multimodal models. *arXiv preprint arXiv:2312.11805*.
- Tesfatsion, L. 2023. Agent-based computational economics: Overview and brief history. *Artificial intelligence, learning and computation in economics and finance*, 41–58.
- Touvron, H.; Lavril, T.; Izacard, G.; Martinet, X.; Lachaux, M.-A.; Lacroix, T.; Rozière, B.; Goyal, N.; Hambro, E.; Azhar, F.; et al. 2023. Llama: Open and efficient foundation language models. *arXiv preprint arXiv:2302.13971*.
- Wang, J.; Jain, S.; Zhang, D.; Ray, B.; Kumar, V.; and Athiwaratkun, B. 2024. Reasoning in Token Economies: Budget-Aware Evaluation of LLM Reasoning Strategies. *arXiv preprint arXiv:2406.06461*.
- Wu, J. J.; and Fard, F. H. 2024. Benchmarking the Communication Competence of Code Generation for LLMs and LLM Agent. *arXiv preprint arXiv:2406.00215*.
- Wu, Q.; Bansal, G.; Zhang, J.; Wu, Y.; Zhang, S.; Zhu, E.; Li, B.; Jiang, L.; Zhang, X.; and Wang, C. 2023. Autogen:

Enabling next-gen llm applications via multi-agent conversation framework. *arXiv preprint arXiv:2308.08155*.

Yang, A.; Yang, B.; Hui, B.; Zheng, B.; Yu, B.; Zhou, C.; Li, C.; Li, C.; Liu, D.; Huang, F.; et al. 2024. Qwen2 technical report. *arXiv preprint arXiv:2407.10671*.

Yuan, S.; Chen, J.; Fu, Z.; Ge, X.; Shah, S.; Jankowski, C. R.; Xiao, Y.; and Yang, D. 2023. Distilling script knowledge from large language models for constrained language planning. *arXiv preprint arXiv:2305.05252*.

Zhang, K.; Zhao, F.; Kang, Y.; and Liu, X. 2023. Memory-augmented llm personalization with short-and long-term memory coordination. *arXiv preprint arXiv:2309.11696*.

Zhang, Y.; Yang, S.; Bai, C.; Wu, F.; Li, X.; Li, X.; and Wang, Z. 2024a. Towards Efficient LLM Grounding for Embodied Multi-Agent Collaboration. *arXiv preprint arXiv:2405.14314*.

Zhang, Y.; Yuan, S.; Hu, C.; Richardson, K.; Xiao, Y.; and Chen, J. 2024b. Timearena: Shaping efficient multitasking language agents in a time-aware simulation. *arXiv preprint arXiv:2402.05733*.

Zhu, D.; Chen, J.; Shen, X.; Li, X.; and Elhoseiny, M. 2023. Minigpt-4: Enhancing vision-language understanding with advanced large language models. *arXiv preprint arXiv:2304.10592*.

Appendix

Experimental Environment

All experiments are conducted using an NVIDIA A100-80G Tensor Core GPU, utilizing Tier 5 APIs for both ChatGPT-4o and ChatGPT-4o mini ⁵.

Supplementary Related Work

Management of LLM-based Agents Research on the management of LLM-based agents is limited. Popular LLM-based multi-agent systems, such as MetaGPT (Hong et al. 2023), AgentVerse (Chen et al. 2023b), and AutoGen (Wu et al. 2023), typically divide tasks into smaller sub-tasks and allocate multiple agents to complete them. However, their approaches to planning are sequential, lacking strategic management. In contrast, AIOS (Mei et al. 2024) introduces an LLM agent operating system that provides module isolation and integrates LLM and OS functions. It employs various managers, including Agent Scheduler, Context Manager, Memory Manager, Storage Manager, Tool Manager, and Access Manager, to effectively handle numerous agents. However, AIOS manually organizes different applications, such as a math problem-solving agent and a travel planning agent, rather than multiple agents within the same application. This approach represents a different type of SOP and is not applicable to large-scale LLM-MA systems, as it is impractical for humans to write every SOP and prompt for each agent when the scale reaches thousands or even millions.

Gobang Game Experiment Setup and Result

Setup We use ChatGPT-4o API for this experiment. The ‘temperature’ parameter is set to 0.

Cost The total cost is \$6.9.

Results First, the Boss agent receives the following initial hand-written meta-prompt:

- 1 You are Bob, the leader of a software development club. Your club’s current goal is to develop a Gobang game with a very strong AI, no frontend, and can be executed by running ‘main.py’. You are now recruiting employees and assigning work to them. For each employee(including yourself), please write a prompt. Please specify his name(one word, no prefix), his job, what kinds of work he needs to do. You MUST clarify all his possible collaborators’ names and their jobs in the prompt. The format should be like (The example is for Alice in another novel writing project):
- 2
- 3 <employee name="Alice">
- 4 You are Alice, a novelist. Your job is to write a single chapter of a novel with 1000 words according to the outline (outline.txt) from Carol, the architect designer, and pass it to David (chapter_x.txt), the editor. Please only follow this routine. Your collaborators include Bob(the Boss), Carol(the architect designer) and David(the editor).
- 5 </employee>
- 6
- 7 Please note that every employee is lazy, and will not care anything not mentioned by your prompt. To ensure the completion of your project, the work of each employee should be ****non-divisible****, detailed in specific action(like what file to write. Only txt and python files are supported) and limited to a simple and specific instruction. All the employees (including yourself) should cover the whole SOP (for example, first deciding all the features to develop is recommended). Speed up the process by adding more employees to divide the work.
- 8
- 9 After the designation process, please specify an employee’s name to initiate the whole project, in the format <beginner>Name</beginner>.

In one trial, the model generates the following response:

- 1 <employee name="Bob">
- 2 You are Bob, the leader of the software development club. Your job is to decide all the features to develop for the Gobang game and write them down in a file named ‘features.txt’. Your collaborators include Alice (the game designer), Carol (the AI developer), David (the game logic developer), and Eve (the integrator).
- 3 </employee>
- 4
- 5 <employee name="Alice">

⁵<https://platform.openai.com/docs/guides/rate-limits/usage-tiers?context=tier-five>

```

6 You are Alice, a game designer. Your job is to design the game rules and user interactions
  based on the features listed in 'features.txt' from Bob, and write them down in a
  file named 'game_design.txt'. Your collaborators include Bob (the leader), Carol (the
  AI developer), David (the game logic developer), and Eve (the integrator).
7 </employee>
8
9 <employee name="Carol">
10 You are Carol, an AI developer. Your job is to develop the AI for the Gobang game based on
    the game design in 'game_design.txt' from Alice, and write the AI code in a file
    named 'ai.py'. Your collaborators include Bob (the leader), Alice (the game designer),
    David (the game logic developer), and Eve (the integrator).
11 </employee>
12
13 <employee name="David">
14 You are David, a game logic developer. Your job is to develop the game logic for the
    Gobang game based on the game design in 'game_design.txt' from Alice, and write the
    game logic code in a file named 'game_logic.py'. Your collaborators include Bob (the
    leader), Alice (the game designer), Carol (the AI developer), and Eve (the integrator)
15 </employee>
16
17 <employee name="Eve">
18 You are Eve, an integrator. Your job is to integrate the AI code from 'ai.py' by Carol and
    the game logic code from 'game_logic.py' by David, and write the integration code in
    a file named 'main.py' to ensure the Gobang game can be executed by running 'main.py'.
    Your collaborators include Bob (the leader), Alice (the game designer), Carol (the AI
    developer), and David (the game logic developer).
19 </employee>
20
21 <beginner>Bob</beginner>

```

Then, our program utilizes these initial prompts as the system message to create agents, with an additional hand-written prompt:

```

1 Your club's current goal is to develop a Gobang game with a very strong AI, no frontend,
  and can be executed by running 'main.py'. The project should be executable in files.
2
3 You MUST use exactly <talk goal="Name">TalkContent</talk> format to talk to others, like:
4
5 <talk goal="Alice">Alice, I have completed 'a.txt'. Please check it for your work and talk
  to me again if needed. </talk>.
6
7 Otherwise, they will not receive your message, and the conversation will terminate. "Name"
  should only be ONE specific employee. If there are more than one talk goal, please
  use multiple <talk></talk>, and they will move on IN THE SAME TIME.
8
9 You must use function calls in JSON for file operations.
10
11 Leave a remarkable TODO wherever there is an unfinished task. Please keep updating your
  TODO list until everything is done. In that case, you should clear your TODO list txt
  file(write nothing into it) and output "TERMINATE" to end the project.

```

The initial prompt and the additional prompt are the only prompts that are written by hand, showcasing our framework's autonomy.

Then, Bob, the beginner, will be activated first. Other agents will be activated after receiving a message. After activation, each agent will update its own TODO list, utilize function calls to complete its tasks, or talk to other agents, until it clears its TODO list and marks its task as 'Done'. If an agent wants to talk to others, the talk content will be added to the corresponding agents simultaneously, and they will be called in parallel.

We provide the following function calls for agents:

```

1 {
2     "name": "exec_python_file",
3     "description": "Execute a Python file and get the result. Cannot detect bugs. Be
  sure to review the code first. If the program requires user input, please use
  this function first, and then use 'input' function to pass your input.",
4     "parameters": {
5         "type": "object",

```

```

6         "properties": {
7             "filename": {
8                 "type": "string",
9                 "description": "The filename of the Python file to be executed."
10            }
11        }
12    },
13 },
14 {
15     "name": "input",
16     "description": "Input a string to the running Python code. Only available after
17         exec_python_file is called.",
18     "parameters": {
19         "type": "object",
20         "properties": {
21             "content": {
22                 "type": "string",
23                 "description": "The string to be input."
24             }
25         }
26     },
27 {
28     "name": "read_file",
29     "description": "Read the content of a file. Return file content and file hash. To
30         modify a file, please first read it, then write it(using the same hash)." if
31         written_files else "No existing files are available. All the files are empty
32         .",
33     "parameters": {
34         "type": "object",
35         "properties": {
36             "filename": {
37                 "type": "string",
38                 "description": "The filename to be read."
39             }
40         }
41     },
42     "required": [
43         "filename"
44     ]
45 },
46 {
47     "name": "write_file",
48     "description": f"Write raw content to a file. If the file exists, only overwrite
49         when overwrite = True and hash value (get it from read_file) is correct.",
50     "parameters": {
51         "type": "object",
52         "properties": {
53             "filename": {
54                 "type": "string",
55                 "description": "The filename to be written."
56             },
57             "content": {
58                 "type": "string",
59                 "description": r"The content to be written. Use \n instead of \\n for
60                 a new line."
61             },
62             "overwrite": {
63                 "type": "boolean",
64                 "description": "Optional. Whether to overwrite the file if it exists.
65                 Default is False. If True, base_commit_hash is required."
66             },
67             "base_commit_hash": {
68                 "type": "string",
69                 "description": "Optional. The hash value of the file to be modified(

```

```

64         get it from read_file). Required when overwrite = True."
65     }
66 },
67 "required": [
68     "filename",
69     "content"
70 ]
71 },
72 {
73     "name": "add_agent",
74     "description": "Recruit an agent to the conversation as your subordinate. Return
        the real name. To add multiple agents, please call this function multiple
        times. After that, you MUST talk to them using the <talk goal=\"Name\">Content
        </talk> format. ",
75     "parameters": {
76         "type": "object",
77         "properties": {
78             "name": {
79                 "type": "string",
80                 "description": "The name of the agent to be added. Do not use space.
                    To ensure the uniqueness of the name, the real name will be
                    returned later. Please use names like EcoTester7x"
81             },
82             "description": {
83                 "type": "string",
84                 "description": "The description of the agent, for your reference."
85             },
86             "initial_prompt": {
87                 "type": "string",
88                 "description": '''
89                 The initial prompt and memory of that agent. Please specify his name(
                    one word, no prefix), his job, what kinds of work he needs to do.
                    You MUST clarify all his possible collaborators' EXACT names and
                    their jobs in the prompt, and all the files he can write. The
                    format should be like (The example is for Alice in another novel
                    writing project):
90                 You are Alice, a novelist. Your job is to write a single chapter of a
                    novel with 1000 words according to the outline (outline.txt) from
                    Carol, the architect designer, and pass it to David (chapter_x.txt
                    ), the editor. Please only follow this routine. Your
                    collaborators include Bob(the Boss), Carol(the architect designer
                    ) and David(the editor).
91                 Please note that every agent is lazy, and will not care anything not
                    mentioned by your prompt. To ensure the completion of the project,
                    the work of each minister should be non-divisible(please cover
                    all the ministries concerning all the aspects of the country),
                    detailed in specific action(like what file to write. Only txt
                    files are supported) and limited to a simple and specific
                    instruction(For instance, instead of "align with the overall
                    national policies", please specify those policies).
92                 '''
93             }
94         },
95     },
96     "required": [
97         "name",
98         "description",
99         "initial_prompt"
100 ]
101 },
102 {
103     "name": "talk",
104     "description": "Leave a message to specific agents for feedback. They will reply
        to you later on.",

```

```

105     "parameters":{
106         "type": "object",
107         "properties": {
108             "messages": {
109                 "type": "string",
110                 "description": "All the messages to be sent. The format must look like
: <talk goal=\"Name\">TalkContent</talk><talk goal=\"Name\">
TalkContent</talk>"
111             }
112         }
113     },
114     "required": [
115         "messages"
116     ]
117 },
118 {
119     "name": "TERMINATE",
120     "description": "End your current conversation. Please ensure all your tasks have
been done."
121 }

```

The communication content and function call results are added directly into the corresponding agent’s memory. Each function call is implemented according to its description, and can be found in our source code. In this experiment, we disable the `add_agent` function for efficiency.

The memory of each agent is implemented by a chroma vector database ⁶. It returns the last message’s most relevant message, as well as the six latest messages (in this experiment), upon each memory retrieval.

In our experiment, the framework successfully produces a runnable Gobang game with a naive AI upon the first trial, whose interface is shown in Figure 5. This trial takes 800 seconds and \$6.9 to complete. The complete log and program of this trial can be found in our github repository. This may vary as LLM’s output is unstable.



Figure 5: Interface of Gobang demo produced by MegaAgent

Human-written SOP for Gobang Game

This is the human-written SOP for the Gobang Game, intended to compare its performance with that of the MegaAgent-generated SOP.

- 1 <employee name="Bob">
- 2 You are Bob, the boss of the software development team. You are responsible for monitoring the progress of the project. You must ensure that the project can be executed by running the main.py file in the end. Your team members are Alan(responsible for the

⁶<https://www.trychroma.com/>

```

    game logic design), Alice(responsible for board.py), Charlie(responsible for main.py),
    David(responsible for ai.py), and Emily(responsible for testing)
3 </employee>
4
5 <employee name="Alan">
6 You are Alan, an architect designer. Your job is to design the game logic of the Gobang
    game, and possible implementation of AI. You need to write the game logic in design.
    txt and pass it to your teammates. Your collaborators include Bob(the Boss), Alice(
    responsible for board.py), Charlie(responsible for main.py), and David(responsible for
    ai.py).
7 </employee>
8
9 <employee name="Alice">
10 You are Alice, a software developer. Your job is to implement the board.py file according
    to the design from Alan in design.txt. Your collaborators include Bob(the Boss), Alan(
    responsible for the game logic design), Charlie(responsible for main.py), David(
    responsible for ai.py), and Emily(responsible for testing).
11 </employee>
12
13 <employee name="Charlie">
14 You are Charlie, a software developer. Your job is to implement the main.py file according
    to the design from Alan in design.txt. Ensure it can cooperate with board.py(by Alice
    ) and ai.py(by David). You can also write the test.py file for testing. Your
    collaborators include Bob(the Boss), Alan(responsible for the game logic design),
    Alice(responsible for board.py), David(responsible for ai.py), and Emily(responsible
    for testing).
15 </employee>
16
17 <employee name="David">
18 You are David, a AI developer. Your job is to implement a naive ai.py file, just making
    random moves. Try to make the AI as simple and quickly as possible. Your collaborators
    include Bob(the Boss), Alan(responsible for the game logic design), Alice(responsible
    for board.py), Charlie(responsible for main.py), and Emily(responsible for testing).
19 </employee>
20
21 <employee name="Emily">
22 You are Emily, a tester. Your job is to test the correctness and efficiency of the Gobang
    game. You need to write the test.py file for testing. You need to ensure that the game
    can be executed correctly by running the main.py file. You need to test thoroughly
    until the game ends. Your collaborators include Bob(the Boss), Alan(responsible for
    the game logic design), Alice(responsible for board.py), Charlie(responsible for main.
    py), and David(responsible for ai.py).
23 </employee>
24
25 <beginner>Bob</beginner>

```

Comparison of Gobang Game Experiment with other LLM-MA Systems

We conduct the same Gobang game task experiment on state-of-the-art LLM-MA systems as of July 2024.

AutoGen Setup and Result We test AutoGen v1.0.16 based on its multi-agent coding demo. We only fill in the API key and change its prompt to: *Develop a Gobang game with an AI*, and leave everything else unchanged. We do not allow runtime human input.

As shown in Figure 6 and Figure 7, It turns out that AutoGen generates a program ending with # To be continued.. after about two minutes, and gets stuck when trying to execute it. The possible reason for its failure is that its SOP is too simple, and does not include enough communication (like code review) between agents.

We try three times, which all end with similar results. In another one trial, as shown in Figure 8 and Figure 9, AutoGen successfully produces an AI with mini-max algorithm, but no pruning. This is impossible to execute in a limited time, as the state space of Gobang game is very large. We try another prompt: *Develop a Gobang game with a very strong AI, no frontend, and can be executed by running 'main.py'*, and get similar results.

By the time it gets stuck, AutoGen has cost \$0.1 and 120 seconds. Since AutoGen cannot complete this task, we are unable to count the overall cost.

MetaGPT Setup and Result We test MetaGPT v0.8.1 by feeding the prompt: *Develop a Gobang game with an AI*. We fill in the API key and leave everything else unchanged. It produces results like Figure 10, and its execution time is around eight

```

# filename: gobang.py

import random
# define the size of the board
BOARD_SIZE = 15

# generate an empty board
board = [[' ' for _ in range(BOARD_SIZE)] for _ in range(BOARD_SIZE)]

def print_board():
    # print the board
    print('\n'.join([' '.join(row) for row in board]))
    print()

def player_move():
    # get move from player
    move = input("Your move (e.g. '7 7'): ")
    x, y = map(int, move.split())
    board[x][y] = 'X'

def ai_move():
    # randomly choose an empty slot on the board
    while True:
        x = random.randint(0, BOARD_SIZE-1)
        y = random.randint(0, BOARD_SIZE-1)
        if board[x][y] == ' ':
            board[x][y] = 'O'
            break # stop the loop if we've found an empty slot

# To be continued...

```

Figure 6: Code Produced by AutoGen

```

def main():
    while True:
        print_board()
        if game_over(board):
            print("Game over!")
            break
        player_move()
        if game_over(board):
            print("Game over!")
            break
        print_board()
        ai_move()

if __name__ == "__main__":
    main()

```

Save this as a Python file and run it in your terminal with 'python gobang.py'.

Provide feedback to assistant. Press enter to skip and use auto-reply, or type 'exit' to end the conversation:

>>>>>> NO HUMAN INPUT RECEIVED.

>>>>>> USING AUTO REPLY...

>>>>>> EXECUTING CODE BLOCK 0 (inferred language is python)...

Figure 7: Execution Result of AutoGen

minutes. We try three times, and find none of them can produce an AI move. The major errors are:

- **The code is not executable, and raises an error.** The possible reason is that MetaGPT does not have external tools to execute and debug the produced code.
- **The produced program is not a Gobang game (for example, a tic-tac-toe game instead).** The possible reason for failure is that its SOP is too simple, and the requirement for communication between agents is not sufficient.
- **AI falls into an infinite loop.** The possible reason is that MetaGPT does not have external tools to execute and debug the produced code, and the current ChatGPT API is not capable of developing the AlphaBeta algorithm without errors by itself.

```

Enter row (0 indexed): 2
Enter column (0 indexed): 2
-----
|   |
|   |
-----
|   | X
-----

Traceback (most recent call last):
  File "...\gobang_ai\gobang_ai\main.py", line 141, in <module>
    game.start_game()
  File "...\gobang_ai\gobang_ai\main.py", line 103, in start_game
    move = self.ai_player.calculate_move(self.board, self.current_player)
  File "...\gobang_ai\gobang_ai\main.py", line 19, in calculate_move
    score = self.minimax(board, 0, False, player, alpha, beta)
  File "...\gobang_ai\gobang_ai\main.py", line 27, in minimax
    if self.game.check_win(board, player):
TypeError: Game.check_win() takes 1 positional argument but 3 were given
    
```

Figure 10: Execution Result of the Code Produced by MetaGPT

CAMEL Setup and Result We use the CAMEL v0.1.6.0 Jupiter Notebook demo in Colab. We fill in the API key, change the task prompt to: *Develop a Gobang game with an AI*, and leave everything else unchanged. We try three times. It turns out that CAMEL can only produce code segments. For example, in one trial, as shown in Figure 11, CAMEL forgets to write `ui.py`, which is included in `game.py`. The possible reason for this is that its planning and contextual ability is weak. The total cost of one trial is \$0.76.

AgentVerse Setup and Result We test AgentVerse v0.1.8.1 based on its `tasksolving/pythoncalculator` scenario. We fill in the API key, change the `max_turn` parameter from 3 to 10 to allow more rounds for better results, and modify the task description to: *develop a Gobang game with an AI using Python3*. We leave everything else unchanged and try three times. We find that, in the first and second trial, the agent keeps rejecting the result for all the ten rounds, as shown in Figure 12; as for the third trial, although the agent accepts the result, the code as shown in Figure 13 still presents many placeholders, and cannot be executed. Given that ten rounds significantly exceed the default setting, we conclude that AgentVerse is unlikely to successfully complete the Gobang task even with additional rounds and opportunities. One trial costs about \$8.07, and 1980 seconds.

```

GobangGame/
├── src/
│   ├── game_logic/
│   ├── ui
│   └── ai_logic/
├── main.py
├── assets/
│   ├── images/
│   └── sounds/
├── tests/
│   ├── test_game_logic.py
│   ├── test_ai_logic.py
│   └── test_ui.py
├── README.md
└── requirements.txt
    
```

Main source code directory
Contains the core game logic (game rules, board management)
Contains the user interface code (graphics, layout)
Contains the AI logic (decision-making algorithms)
Main entry point of the game
Directory for game assets
Contains image files (board, pieces, backgrounds)
Contains sound files (game sounds, music)
Directory for unit tests
Tests for game logic
Tests for AI logic
Tests for user interface
Project documentation
Dependencies for the project

Figure 11: An example of CAMEL’s output. It forgot to write `ui.py` in this trial.

```
Execution Result:
Evaluation result:
Score: [5, 5, 8, 5]
Advice: The code provided is not complete, as it contains several places where functionality is not implemented and marked with 'pass'. The code also lacks proper error handling mechanisms that would improve its robustness. The readability of the code is quite good, as the code is well structured and the comments explain what the code should do. However, to improve the functionality and completeness, you should implement the evaluate_board and check_winner functions, as well as add error handling and validation of inputs.
Bad score! Reject!
```

Figure 12: A rejected trial of AgentVerse after ten rounds.

```
Good score! Accept! Final Result:
Sure, considering the feedback from our team, we're going to add error handling, unit tests, and enhance our game interface. Here's how to do it:

Step 1: Import the required libraries and define the game settings, board, and GUI, similar to our previous implementation.

Step 2: Enhance the draw_board function by adding a simple animation for the last move.
```python
def draw_board():
 ...
 if last_move:
 pygame.draw.circle(window, RED, (last_move[0]*CELL_SIZE, last_move[1]*CELL_SIZE), CELL_SIZE / 2, 1)
 pygame.display.update()
 pygame.time.wait(500)
 ...
```

Step 3: Add error handling to player_move function to handle invalid moves.
```python
def player_move(pos):
 ...
 if 0 <= x < BOARD_SIZE and 0 <= y < BOARD_SIZE and board[x][y] == 0:
 ...
 else:
 print("Invalid move. Try again.")
 return False
 ...
```

Step 4: Improve the AI's move with a deep learning model. This step involves training a model, which is beyond the scope of this task. However, we can outline the changes here:
```python
```

Figure 13: An accepted trial of AgentVerse. The code still contains many placeholders, and is not executable.

To sum up, our MegaAgent framework is likely to be the first and only LLM-MA system to solve the Gobang task successfully.

## Industry-Wise Nation Policy Simulation Setup and Result

**Setup** We use the ChatGPT-4o mini API for this experiment. The ‘temperature’ parameter is set to default. The memory of each agent returns the most relevant message, as well as ten latest messages in this experiment. In this experiment, we disable the `exec_python_file` function for efficiency, which would not be used even if enabled.

**Cost** The total cost of this experiment is \$3.3.

**Results** The Boss agent receives the following initial hand-written meta-prompt:

```
1 You are NationLeader, the leader of a pioneering nation. You want to develop the best
 detailed policy for your cutting-edge country in 'policy_{department}.txt'. You are
 now recruiting ministers and assigning work to them. For each possible minister,
 please write a prompt. Please specify his name(no space), his job, what kinds of work
 he needs to do. Note that each of them can recruit subordinates and do tests on them
 based on your policy. You MUST clarify all his possible collaborators' names and their
 jobs in the prompt. The format should be like (The example is for Alice in another
 novel writing project):
2
3 <employee name="MinisterName">
4 You are MinisterName, the {job_title} of {specific_department}. Your job is to develop a
 comprehensive policy document ('{file_name}.txt') according to the guidelines provided
 in 'policy_{department}.txt'. You will collaborate with {collaborator1_name} (the {
 collaborator1_role}), {collaborator2_name} (the {collaborator2_role}), and pass the
 final document to {collaborator3_name} (the {collaborator3_role}). You can recruit
 lots of citizens for testings. Ensure adherence to the specified routine only. Your
 collaborators include {list_of_collaborators}.
5 </employee>
6
7 Also, write a prompt for NationLeader (yourself). Please note that every minister is lazy,
 and will not care anything not mentioned by your prompt. To ensure the completion of
 your project, the work of each minister should be non-divisible(please cover ALL the
 ministries concerning ALL the aspects of the country), detailed in specific action(
 like what file to write. Only txt files are supported) and limited to a simple and
 specific instruction. All the minister (including yourself) should cover the whole SOP
 to develop a policy. They should simultaneously create the citizens and test on them.
 Speed up the process by adding more ministers to divide the work.
```

In one trial, the model generates the following response:

```
1 ```xml
2 <employee name="MinisterEducation">
3 You are MinisterEducation, the Minister of Education. Your job is to develop a
 comprehensive policy document ('policy_education.txt') according to the guidelines
 provided in 'policy_education.txt'. You will collaborate with MinisterTraining (the
 Minister of Workforce Development), MinisterHealth (the Minister of Health), and pass
 the final document to MinisterFinance (the Minister of Finance). You can recruit lots
 of citizens for testing educational programs. Ensure adherence to the specified
 routine only. Your collaborators include MinisterTraining, MinisterHealth, and
 MinisterFinance.
4 </employee>
5
6 <employee name="MinisterHealth">
7 You are MinisterHealth, the Minister of Health. Your job is to develop a comprehensive
 policy document ('policy_health.txt') according to the guidelines provided in '
 policy_health.txt'. You will collaborate with MinisterEducation (the Minister of
 Education), MinisterFinance (the Minister of Finance), and pass the final document to
 MinisterInfrastructure (the Minister of Infrastructure). You can recruit lots of
 citizens for testing health initiatives. Ensure adherence to the specified routine
 only. Your collaborators include MinisterEducation, MinisterFinance, and
 MinisterInfrastructure.
8 </employee>
9
10 <employee name="MinisterFinance">
```

```
11 You are MinisterFinance, the Minister of Finance. Your job is to develop a comprehensive
 policy document ('policy_finance.txt') according to the guidelines provided in '
 policy_finance.txt'. You will collaborate with MinisterHealth (the Minister of Health)
 , MinisterEducation (the Minister of Education), and pass the final document to
 MinisterEconomy (the Minister of Economy). You can recruit lots of citizens for
 testing financial literacy programs. Ensure adherence to the specified routine only.
 Your collaborators include MinisterHealth, MinisterEducation, and MinisterEconomy.
12 </employee>
13
14 <employee name="MinisterEconomy">
15 You are MinisterEconomy, the Minister of Economy. Your job is to develop a comprehensive
 policy document ('policy_economy.txt') according to the guidelines provided in '
 policy_economy.txt'. You will collaborate with MinisterFinance (the Minister of
 Finance), MinisterTrade (the Minister of Trade), and pass the final document to
 MinisterInnovation (the Minister of Innovation). You can recruit lots of citizens for
 testing economic initiatives. Ensure adherence to the specified routine only. Your
 collaborators include MinisterFinance, MinisterTrade, and MinisterInnovation.
16 </employee>
17
18 <employee name="MinisterTrade">
19 You are MinisterTrade, the Minister of Trade. Your job is to develop a comprehensive
 policy document ('policy_trade.txt') according to the guidelines provided in '
 policy_trade.txt'. You will collaborate with MinisterEconomy (the Minister of Economy)
 , MinisterInnovation (the Minister of Innovation), and pass the final document to
 MinisterInfrastructure (the Minister of Infrastructure). You can recruit lots of
 citizens for testing trade policies. Ensure adherence to the specified routine only.
 Your collaborators include MinisterEconomy, MinisterInnovation, and
 MinisterInfrastructure.
20 </employee>
21
22 <employee name="MinisterInnovation">
23 You are MinisterInnovation, the Minister of Innovation. Your job is to develop a
 comprehensive policy document ('policy_innovation.txt') according to the guidelines
 provided in 'policy_innovation.txt'. You will collaborate with MinisterTrade (the
 Minister of Trade), MinisterEconomy (the Minister of Economy), and pass the final
 document to MinisterTechnology (the Minister of Technology). You can recruit lots of
 citizens for testing innovative solutions. Ensure adherence to the specified routine
 only. Your collaborators include MinisterTrade, MinisterEconomy, and
 MinisterTechnology.
24 </employee>
25
26 <employee name="MinisterTechnology">
27 You are MinisterTechnology, the Minister of Technology. Your job is to develop a
 comprehensive policy document ('policy_technology.txt') according to the guidelines
 provided in 'policy_technology.txt'. You will collaborate with MinisterInnovation (the
 Minister of Innovation), MinisterInfrastructure (the Minister of Infrastructure), and
 pass the final document to MinisterEnvironment (the Minister of Environment). You can
 recruit lots of citizens for testing technological advancements. Ensure adherence to
 the specified routine only. Your collaborators include MinisterInnovation,
 MinisterInfrastructure, and MinisterEnvironment.
28 </employee>
29
30 <employee name="MinisterInfrastructure">
31 You are MinisterInfrastructure, the Minister of Infrastructure. Your job is to develop a
 comprehensive policy document ('policy_infrastructure.txt') according to the
 guidelines provided in 'policy_infrastructure.txt'. You will collaborate with
 MinisterHealth (the Minister of Health), MinisterTechnology (the Minister of
 Technology), and pass the final document to MinisterEnvironment (the Minister of
 Environment). You can recruit lots of citizens for testing infrastructure projects.
 Ensure adherence to the specified routine only. Your collaborators include
 MinisterHealth, MinisterTechnology, and MinisterEnvironment.
32 </employee>
33
34 <employee name="MinisterEnvironment">
35 You are MinisterEnvironment, the Minister of Environment. Your job is to develop a
```

```

 comprehensive policy document ('policy_environment.txt') according to the guidelines
 provided in 'policy_environment.txt'. You will collaborate with MinisterTechnology (
 the Minister of Technology), MinisterInfrastructure (the Minister of Infrastructure),
 and pass the final document to MinisterEducation (the Minister of Education). You can
 recruit lots of citizens for testing environmental policies. Ensure adherence to the
 specified routine only. Your collaborators include MinisterTechnology,
 MinisterInfrastructure, and MinisterEducation.
36 </employee>
37
38 <employee name="NationLeader">
39 You are NationLeader, the leader of the nation. Your job is to oversee the development of
 all comprehensive policy documents ('policy_{department}.txt') according to the
 guidelines provided in 'policy_{department}.txt'. You will ensure that each minister
 collaborates effectively with their respective teams and adheres to the specified
 routines. You will review the final documents submitted by each minister and ensure
 they are aligned with the nation's vision. Your ministers include MinisterEducation,
 MinisterHealth, MinisterFinance, MinisterEconomy, MinisterTrade, MinisterInnovation,
 MinisterTechnology, MinisterInfrastructure, and MinisterEnvironment. Ensure that all
 policies are developed efficiently and that citizens are recruited for testing across
 all departments.
40 </employee>
41 ```
42 <beginner>NationLeader</beginner>

```

**Every agent is created with an additional hand-written prompt:**

- 1 Your nation's current goal is to develop the best detailed policy for your cutting-edge country in 'policy\_{department}.txt'. The policy should be divided into smaller parts. After the policy is drafted, if you are a minister, you may recruit, and test on no more than 5 citizens (by talking to them), revising these files according to citizens' feedbacks. Please focus on the completion and quality of the policy, detailed in specific laws and actions.
- 2
- 3 You MUST use only function calls to work and communicate with other agents. Do not output directly! For amendments to the policy, please talk to the corresponding minister, instead of the tester.
- 4
- 5 Leave a remarkable TODO wherever there is an unfinished task. Please keep updating your TODO list (todo\_yourname.txt) until everything is done. In that case, you should clear your TODO list txt file (write nothing into it) and output "TERMINATE" to end the your part.

After that, NationLeader spontaneously engages in conversations with the minister agents. Each minister then utilizes the `add_agent` function call to draft their policies and create citizen agents to test and refine these policies. Citizen testers discuss their feedback among themselves and also communicate with their superiors to provide feedback. Moreover, ministers engage in discussions with one another to enhance cooperation across ministries.

The file system manages each agent's todo list, records the citizens' feedback, and maintains the most recent version of each ministry's policy.

For example, a todo list for a citizen tester might look like:

- 1 - Specify the frequency and scope of health impact assessments.
- 2 - Include specific targets and timelines for air quality standards.
- 3 - Add metrics for success in active transportation promotion.
- 4 - Include incentives for businesses to support active transportation.
- 5 - Outline specific safety measures for transportation safety.
- 6 - Include a plan for regular safety audits of public transportation systems.
- 7 - Mention accessibility considerations in urban space design.
- 8 - Include partnerships with local health organizations for mental health initiatives.
- 9 - Emphasize community involvement in the planning process.

Following the health testers' discussions, the feedback on the education policy might appear as follows:

- 1 # Feedback on Infrastructure Policy Draft
- 2
- 3 ## General Observations
- 4 - The policy provides a comprehensive framework for infrastructure development, with a strong emphasis on health, technology, and environmental sustainability.

5  
6 ## Health Infrastructure  
7 ### Accessibility  
8 - The focus on improving access to healthcare facilities through public transport and active transportation is commendable. However, it would be beneficial to include specific metrics or targets for accessibility improvements.  
9  
10 ### Health Impact Assessments  
11 - The inclusion of health impact assessments is crucial. It is recommended to specify the types of health outcomes that will be measured and how these assessments will influence project planning and design.  
12 - Consider establishing a timeline for conducting these assessments to ensure they are integrated into the project lifecycle.  
13  
14 ### Stakeholder Engagement  
15 - Engaging health professionals and community members is essential. It may be useful to outline specific methods for this engagement, such as surveys, public forums, or focus groups.  
16  
17 ## Technology Integration  
18 - The integration of technology in infrastructure projects is well-addressed. However, it would be beneficial to include examples of innovative technologies that could be utilized to enhance health outcomes.  
19  
20 ## Environmental Considerations  
21 - The environmental section is robust, but it should explicitly connect how sustainable practices can positively impact public health, such as reducing pollution and promoting healthier living environments.  
22  
23 ## Conclusion  
24 - Overall, the policy is well-structured and aligns with national goals. Further detailing in specific areas, particularly around health metrics and stakeholder engagement, will enhance its effectiveness.  
25  
26 ## Recommendations  
27 1. Include specific metrics for accessibility improvements in healthcare.  
28 2. Specify health outcomes to be measured in health impact assessments.  
29 3. Outline methods for stakeholder engagement in health assessments.  
30 4. Provide examples of innovative technologies that can improve health outcomes.  
31 5. Connect sustainable practices to public health benefits more explicitly.

And the final version of the health policy might be presented as:

1 # Health-Related Aspects of Urban Development Policy  
2  
3 ## 1. Health Impact Assessments  
4 - Conduct health impact assessments for all urban development projects exceeding a specified budget threshold (to be defined).  
5 - Assessments should be conducted at the planning stage and include evaluations of potential health risks and benefits.  
6 - Frequency of assessments to be determined based on project size and scope.  
7  
8 ## 2. Accessibility Guidelines  
9 - Ensure all urban designs adhere to accessibility guidelines for individuals with disabilities.  
10 - Include specific metrics for evaluating accessibility improvements over time, such as the percentage of public spaces meeting accessibility standards.  
11  
12 ## 3. Collaboration with Health Organizations  
13 - Outline specific roles and responsibilities for local health organizations in community health initiatives.  
14 - Establish regular communication channels between urban planners and health organizations to ensure alignment of goals.  
15  
16 ## 4. Safety Measures

- 17 - Implement regular safety audits for public transportation systems to assess the effectiveness of safety measures such as surveillance cameras and emergency call buttons.
- 18 - Develop a plan for continuous improvement based on audit findings, including a timeline for conducting safety audits and implementing improvements.
- 19
- 20 ## 5. Community Health Initiatives
- 21 - Promote community health initiatives in collaboration with local health organizations, focusing on preventive care and health education.
- 22 - Engage community members in the planning process to ensure their health needs are addressed.
- 23 - Expand on the community engagement process in health initiatives to include diverse populations and ensure their voices are heard.
- 24
- 25 ## 6. Monitoring and Evaluation
- 26 - Establish a framework for monitoring and evaluating the health-related aspects of urban development policies over time.
- 27 - Include metrics for success, such as reductions in health disparities and improvements in community health outcomes.
- 28 - Enhance evaluation metrics for community health initiatives to include specific targets for health outcomes and community engagement levels.
- 29
- 30 ## 7. Mental Health Support
- 31 - **Resource Allocation and Funding**: Allocate funding for mental health support through government budgets, grants, and partnerships with private organizations. Ensure that resources are distributed equitably across urban areas, focusing on underserved communities.
- 32 - **Partnerships with Local Health Organizations**: Collaborate with local mental health organizations, community health centers, and non-profits to provide comprehensive mental health services. Define specific roles for each partner, such as outreach, counseling, and education.
- 33 - **Evaluation Plan**: Develop a plan to evaluate the effectiveness of mental health initiatives, including metrics such as the number of individuals served, improvements in mental health outcomes, and community feedback. Conduct regular assessments to adapt programs based on findings.
- 34
- 35 ## 8. Community Engagement Strategies
- 36 - Implement interactive methods for community involvement, such as online forums and feedback sessions, to ensure diverse voices are heard.
- 37 - Establish a follow-up mechanism to inform the community about how their feedback has influenced decisions.
- 38
- 39 ## 9. Health Metrics Integration
- 40 - Establish specific health metrics to monitor changes in access to healthcare facilities, reduction in air pollution, and increased physical activity levels among residents as a result of public transportation improvements.
- 41 - Collaborate with health organizations to gather data on health outcomes related to transportation access.
- 42 - Integrate more preventive health measures into community health initiatives to promote overall well-being.
- 43 - Include health-related metrics, such as the impact of active transportation on public health, in policy\_health.txt.
- 44
- 45 ## 10. Reducing Air Pollution
- 46 - Implement stricter emissions standards for construction vehicles and promote the use of electric vehicles in urban development projects.
- 47 - Increase green spaces and urban forests to improve air quality and provide recreational areas for residents.
- 48 - Encourage the use of public transportation and carpooling to reduce traffic congestion and associated air pollution.
- 49
- 50 ## 11. Promoting Active Transportation
- 51 - Develop dedicated bike lanes and pedestrian pathways to encourage walking and cycling.
- 52 - Implement safety measures such as improved lighting and signage in areas frequented by pedestrians and cyclists.



- 53 - Launch public awareness campaigns to promote the health benefits of active transportation and provide incentives for using these modes of transport.
- 54
- 55 ## 12. Budget Thresholds for Health Impact Assessments
- 56 - Define specific budget thresholds for conducting health impact assessments, ensuring that projects with significant potential health impacts are evaluated.
- 57
- 58 ## 13. Additional Metrics for Accessibility Improvements
- 59 - Propose additional metrics for evaluating accessibility improvements, such as user satisfaction surveys and the number of accessibility complaints received.
- 60
- 61 ## 14. Strategies for Collaboration with Health Organizations
- 62 - Recommend strategies for enhancing collaboration with health organizations, including joint training programs and shared resources.
- 63
- 64 ## 15. Safety Audit Metrics for Public Transportation
- 65 - Suggest specific safety audit metrics for public transportation systems, such as incident response times and user perceptions of safety.
- 66
- 67 ## 16. Community Health Initiatives Promotion
- 68 - Identify potential community health initiatives that could be promoted, focusing on nutrition education and physical activity programs.
- 69
- 70 ## 17. Monitoring and Evaluation Framework
- 71 - Develop a detailed monitoring and evaluation framework for health-related urban policies, including timelines and responsible parties.
- 72
- 73 ## 18. Funding Sources for Mental Health Support
- 74 - Propose additional funding sources for mental health support initiatives, such as corporate sponsorships and crowdfunding campaigns.

Other nine policies have the similar format which can be found in the github repository.

In this experiment, 590 agents form a three-level hierarchy, which can indeed extend further, while human input is just the meta-prompt. This showcases the scalability and autonomy of our MegaAgent framework.

One trial in this experiment costs about \$3.3 and 2991 seconds.

## Comparison of Policy Simulation Experiment with other LLM-MA Systems

**AutoGen Setup and Result** Similar to the setup of Gobang Game, we change the prompt to: *Develop a best detailed policy for a cutting-edge country*, which is the same as that of MegaAgent's, except for the agent recruitment part. It only outputs an outline for each industry, with no policy details provided, as shown below:

```

1 Excellent, let's start with developing the policy then.
2
3 **Title: National Policy for Artificial intelligence and Digital Technologies**
4
5 **1. Preamble:**
6
7 The national policy for Artificial Intelligence (AI) and Digital Technologies is a
 strategic directive aimed at positioning our country as a world leader in the
 development, adoption, and regulation of AI and digital technologies. Through this
 endeavor, we are committed to fostering a digital ecosystem that enables innovation
 while promoting the ethical use of technology and safeguarding public interest.
8
9 **2. Objectives:**
10
11 The primary objective of this policy is to advance our national capacity in AI and digital
 technologies. This includes:
12 i) Strengthening education and research in AI and related fields.
13 ii) Encouraging innovation and entrepreneurship.
14 iii) Ensuring data protection and privacy.
15 iv) Fortifying our cybersecurity measures.
16 v) Upholding ethical standards in technological advancements.
17 vi) Integrating AI in public sector services for efficiency and effectiveness.
18 vii) Actively seeking and promoting International collaborations and partnerships.
19
20 **3. Strategies and Actions:**

```

21

22 3.1 Education and Research:

23 Establish centers of excellence in AI and digital technologies in educational institutions  
 . Encourage and fund research in AI, Machine Learning, and other emerging technologies  
 .

24

25 3.2 Infrastructure Development:

26 Support infrastructure required for digital technologies including high-speed internet  
 access, cloud platforms, and advanced computing resources.

27

28 3.3 Innovation and Entrepreneurship:

29 Institute a supportive regulatory environment for technology start-ups and provide seed  
 funding.

30

31 3.4 Data Protection:

32 Enforce stringent data protection regulations to prevent unauthorized data access and  
 usage. Create awareness on data privacy among citizens and enforce penalties for  
 breaches.

33

34 3.5 Cybersecurity:

35 Develop national resilience against cyber threats through proactive and reactive measures.  
 This includes creating a dedicated task force responsible for maintaining nation-wide  
 cybersecurity.

36

37 3.6 Ethical Standards:

38 Encourage the development and use of AI and digital technologies in line with ethical and  
 societal norms.

39

40 3.7 Public Sector Services:

41 Enable digital transformation of government services to be more efficient and user-  
 friendly.

42

43 3.8 International collaborations:

44 Actively seek and foster international partnerships to share and learn best practices.

45

46 **\*\*4. Oversight and enforcement mechanisms:\*\***

47

48 Creation of a high-level committee with representatives from different stakeholders to  
 oversee policy enforcement.

49

50 **\*\*5. Policy Review and Updates:\*\***

51

52 This policy will be reviewed every two years to include new advancements and challenges in  
 the field.

53

54 ---

55 This is a high-level policy guideline. The implementation of each objective would require  
 detailed action plans and regulations which would be developed separately and would be  
 beyond the scope of this plan.

56

57 In summary, this policy, driven strategically, could very effectively achieve the vision  
 of establishing our nation as a leader in the AI and digital technology landscape.

58

59 I hope this helps. I would love to provide more details in any specific area if needed.  
 Please let me know. If everything is clear, you could reply 'TERMINATE' to end this  
 session.

It takes 40 seconds and \$0.1 in this trial. The failure might because AutoGen is too simple in structure, and cannot manage complex outputs with multiple files.

**MetaGPT Setup and Result** Similar to the setup of Gobang Game, we change the prompt to: *Develop a best detailed policy for a cutting-edge country.* After 580 seconds, MegaGPT only outputs python codes for a policy management system. The 'main.py' is shown below.

```
1 ## main.py
2 from flask import Flask, request, jsonify, send_file
3 from policy_framework import PolicyFramework
```

```

4 from data_analysis import DataAnalysis
5 from visualization import Visualization
6 import logging
7 import io
8
9 app = Flask(__name__)
10
11 # Initialize the core classes
12 policy_framework = PolicyFramework()
13 data_analysis = DataAnalysis()
14 visualization = Visualization()
15
16 @app.route('/add_policy', methods=['POST'])
17 def add_policy():
18 """
19 Endpoint to add a new policy.
20 """
21 policy_data = request.json
22 result = policy_framework.add_policy(policy_data)
23 if result:
24 return jsonify({"message": "Policy added successfully"}), 200
25 else:
26 return jsonify({"error": "Failed to add policy"}), 400
27
28 @app.route('/update_policy/<policy_id>', methods=['PUT'])
29 def update_policy(policy_id):
30 """
31 Endpoint to update an existing policy.
32 """
33 updates = request.json
34 result = policy_framework.update_policy(policy_id, updates)
35 if result:
36 return jsonify({"message": "Policy updated successfully"}), 200
37 else:
38 return jsonify({"error": "Failed to update policy"}), 400
39
40 @app.route('/delete_policy/<policy_id>', methods=['DELETE'])
41 def delete_policy(policy_id):
42 """
43 Endpoint to delete an existing policy.
44 """
45 result = policy_framework.delete_policy(policy_id)
46 if result:
47 return jsonify({"message": "Policy deleted successfully"}), 200
48 else:
49 return jsonify({"error": "Failed to delete policy"}), 400
50
51 @app.route('/get_policies', methods=['GET'])
52 def get_policies():
53 """
54 Endpoint to get all policies.
55 """
56 policies = policy_framework.get_policies()
57 return jsonify(policies), 200
58
59 @app.route('/analyze_policy_data', methods=['POST'])
60 def analyze_policy_data():
61 """
62 Endpoint to analyze policy data.
63 """
64 data = request.json.get('data', [])
65 analysis_results = data_analysis.analyze_data(data)
66 if analysis_results:
67 return jsonify({"analysis_results": analysis_results}), 200
68 else:

```

```

69 return jsonify({"error": "Failed to analyze data"}), 400
70
71 @app.route('/visualize_policy_data', methods=['POST'])
72 def visualize_policy_data():
73 """
74 Endpoint to visualize policy data.
75 """
76 column_name = request.json.get('column_name', '')
77 visualization_data = data_analysis.prepare_visualization_data(column_name)
78 if visualization_data:
79 buf = io.BytesIO()
80 # Modified plot_data to accept a buffer
81 visualization.plot_data(visualization_data, plot_type='bar', title='Policy Impact
 by Category', xlabel='Category', ylabel='Impact Score', buf=buf)
82 buf.seek(0)
83 return send_file(buf, mimetype='image/png')
84 else:
85 return jsonify({"error": "Failed to prepare data for visualization"}), 400
86
87 if __name__ == '__main__':
88 logging.basicConfig(level=logging.INFO)
89 app.run(debug=True)

```

The reason for its failure is that it follows a code generation SOP, and cannot cope with works other than writing the code. The cost of this trial is \$0.90.

**CAMEL Setup and Result** Similar to the setup of Gobang Game, we change the prompt to: *Develop a best detailed policy for a cutting-edge country.* After 1380 seconds, CAMEL produces lots of implementation plans, instead of policies themselves. For instance:

```

1 Solution:
2
3 To ensure the effectiveness of the digital governance policy, a robust monitoring and
 evaluation (M&E) framework is essential. This framework will help assess the
 implementation progress, measure outcomes, and identify areas for improvement. Below
 is a proposed M&E framework that outlines key components, indicators, data collection
 methods, and responsible parties.
4
5 ---
6
7 **Monitoring and Evaluation Framework for Digital Governance Policy**
8
9 **1. Objectives of the M&E Framework**
10 - Assess the implementation progress of the digital governance policy.
11 - Measure the impact of various initiatives on citizen engagement, privacy, and access to
 digital resources.
12 - Identify strengths and weaknesses in the policy implementation for continuous
 improvement.
13
14 ---
15
16 **2. Key Components of the Framework**
17
18 **A. Indicators**
19 - **Data Protection Framework**:
20 - Number of data breaches reported annually.
21 - Percentage of citizens aware of their data privacy rights.
22
23 - **Algorithm Transparency Guidelines**:
24 - Number of algorithms documented and made transparent.
25 - Percentage of stakeholders reporting understanding of algorithmic decisions.
26
27 - **Eco-Friendly Tech Initiatives**:
28 - Reduction in energy consumption in government data centers.
29 - Number of eco-friendly tech projects funded and implemented.
30
31 - **Equitable Access to Digital Resources**:

```

32 - Percentage of underserved communities with internet access.  
33 - Number of low-cost devices distributed to low-income families.  
34  
35 - **Community Engagement and Innovation**:  
36 - Number of citizen ideas submitted through open innovation platforms.  
37 - Participation rate in digital town halls and forums.  
38  
39 **B. Data Collection Methods**  
40 - **Surveys**: Conduct regular surveys targeting citizens to gather feedback on their experiences with digital governance initiatives.  
41 - **Interviews**: Hold interviews with stakeholders, including community leaders and tech experts, to gain qualitative insights.  
42 - **Focus Groups**: Organize focus groups with diverse community members to discuss specific aspects of the policy and gather in-depth feedback.  
43 - **Administrative Data**: Analyze existing data from government agencies related to internet access, data breaches, and program participation.  
44 - **Performance Reports**: Collect and review performance reports from responsible parties on the implementation of various initiatives.  
45  
46 ---  
47  
48 **3. Evaluation Schedule**  
49 - **Quarterly Reviews**: Conduct quarterly reviews of key indicators to assess progress and identify any immediate issues.  
50 - **Annual Evaluation**: Perform a comprehensive evaluation annually to measure overall effectiveness, impact, and areas for improvement.  
51 - **Mid-Term Review**: Conduct a mid-term review (at the 18-month mark) to assess the progress of the implementation plan and make necessary adjustments.  
52  
53 ---  
54  
55 **4. Responsible Parties**  
56 - **M&E Coordinator**: Designate an M&E Coordinator to oversee the implementation of the framework and ensure data collection and analysis.  
57 - **Data Protection Officer**: Responsible for monitoring data protection indicators and compliance.  
58 - **AI Ethics Committee**: Oversee the evaluation of algorithm transparency initiatives.  
59 - **Sustainability Officer**: Monitor eco-friendly tech initiatives and their impact.  
60 - **Digital Inclusion Coordinator**: Track progress on equitable access to digital resources.  
61 - **Community Engagement Team**: Facilitate citizen engagement activities and collect feedback.  
62  
63 ---  
64  
65 **5. Reporting and Dissemination**  
66 - **Regular Reports**: Prepare quarterly and annual reports summarizing findings, progress, and recommendations for stakeholders.  
67 - **Public Dashboard**: Create an online dashboard to share key indicators and progress with the public, promoting transparency and accountability.  
68 - **Community Meetings**: Host community meetings to present evaluation findings and gather further feedback from citizens.  
69  
70 ---  
71  
72 **Conclusion**  
73 This monitoring and evaluation framework provides a structured approach to assess the effectiveness of the digital governance policy. By utilizing a combination of quantitative and qualitative methods, the framework aims to ensure continuous improvement and responsiveness to the needs of citizens, ultimately fostering a more transparent, equitable, and sustainable digital environment.

The possible reason for failure is that its SOP is too simple, and the agent 'AI User' keeps raising non-relevant questions. One trial costs about \$0.68.

**AgentVerse Setup and Result** Similar to the setup of Gobang Game, we change the scenario to `tasksolving/brainstorming` and change the prompt to: *Develop a best detailed policy for a cutting-edge country*. After 510 seconds, AgentVerse consistently rejects the solution across all ten rounds and is unable to provide a viable policy with four agents, as shown in Figure 14.

```

10. [Technology strategist with a background in artificial intelligence and data analysis]: Calls for a detailed strategy for leveraging technology, including the development of a robust digital infrastructure, promotion of AI use, a data governance framework, investment in AI research and development, and use of data analysis for decision-making.
11. [Sociologist with a specialization in social inequality and community development]: Proposes a strategy for addressing social inequality and promoting community development, including inclusive and equitable policies, community participation in decision-making, investment in community development initiatives, and social impact assessment.
12. [Environmental scientist who specializes in sustainable development and climate change]: Advocates for a strong focus on climate change adaptation and mitigation strategies, including detailed plans for reducing greenhouse gas emissions, promoting climate-resilient infrastructure, protecting biodiversity, and managing natural resources sustainably, and the integration of climate education in schools and public awareness campaigns.
13. [Economist with a strong background in fiscal policy and economic development]: Advocates for a detailed fiscal policy strategy that promotes economic stability, growth, and equity, including tax incentives for green businesses, subsidies for renewable energy, and a progressive tax system, and a comprehensive economic development strategy that promotes innovation, entrepreneurship, and job creation, while also addressing the social and environmental aspects of sustainable development.
Execution Result:
Evaluation result:
Score: [9, 8, 7, 7]
Advice: The ideas are comprehensive and detailed, covering a wide range of aspects from economic, legal, social, technological, environmental to health. However, the feasibility of implementing all these policies simultaneously may be challenging due to potential resource constraints and conflicting interests. More details on how to prioritize and phase these policies would be helpful. Also, while the ideas are innovative, they are not entirely novel as they are based on existing concepts and practices. The team could benefit from the inclusion of futurists or innovation experts to bring more novel ideas.
Bad score! Reject!

```

Figure 14: The result of AgentVerse for policy simulation. It keeps rejecting for all the ten rounds.

Its possible failure reason is that it cannot draft such complex policies in a organized way, and it is always unsatisfied with its performance.

One trial costs about \$2.05.

## Reproducibility Checklist

This paper

- Includes a conceptual outline and/or pseudocode description of AI methods introduced YES
- Clearly delineates statements that are opinions, hypotheses, and speculation from objective facts and results YES
- Provides well-marked pedagogical references for less-familiar readers to gain background necessary to replicate the paper YES
- Does this paper make theoretical contributions? NO
  - If yes, please complete the list below.
  - All assumptions and restrictions are stated clearly and formally. (yes/partial/no)
  - All novel claims are stated formally (e.g., in theorem statements). (yes/partial/no)
  - Proofs of all novel claims are included. (yes/partial/no)
  - Proof sketches or intuitions are given for complex and/or novel results. (yes/partial/no)
  - Appropriate citations to theoretical tools used are given. (yes/partial/no)
  - All theoretical claims are demonstrated empirically to hold. (yes/partial/no/NA)
  - All experimental code used to eliminate or disprove claims is included. (yes/no/NA)
- Does this paper rely on one or more datasets? NO
  - If yes, please complete the list below.
  - A motivation is given for why the experiments are conducted on the selected datasets. (yes/partial/no/NA)
  - All novel datasets introduced in this paper are included in a data appendix. (yes/partial/no/NA)
  - All novel datasets introduced in this paper will be made publicly available upon publication of the paper with a license that allows free usage for research purposes. (yes/partial/no/NA)
  - All datasets drawn from the existing literature (potentially including authors' own previously published work) are accompanied by appropriate citations. (yes/no/NA)
  - All datasets drawn from the existing literature (potentially including authors' own previously published work) are publicly available. (yes/partial/no/NA)
  - All datasets that are not publicly available are described in detail, with explanation why publicly available alternatives are not scientifically satisfying. (yes/partial/no/NA)

- Does this paper include computational experiments? YES
  - If yes, please complete the list below.
  - Any code required for pre-processing data is included in the appendix. YES
  - All source code required for conducting and analyzing the experiments is included in a code appendix. YES
  - All source code required for conducting and analyzing the experiments will be made publicly available upon publication of the paper with a license that allows free usage for research purposes. YES
  - All source code implementing new methods have comments detailing the implementation, with references to the paper where each step comes from. YES
  - If an algorithm depends on randomness, then the method used for setting seeds is described in a way sufficient to allow replication of results. NA. Due to the inherent randomness of LLMs.
  - This paper specifies the computing infrastructure used for running experiments (hardware and software), including GPU/CPU models; amount of memory; operating system; names and versions of relevant software libraries and frameworks. YES
  - This paper formally describes evaluation metrics used and explains the motivation for choosing these metrics. YES
  - This paper states the number of algorithm runs used to compute each reported result. YES
  - Analysis of experiments goes beyond single-dimensional summaries of performance (e.g., average; median) to include measures of variation, confidence, or other distributional information. YES
  - The significance of any improvement or decrease in performance is judged using appropriate statistical tests (e.g., Wilcoxon signed-rank). NA
  - This paper lists all final (hyper-)parameters used for each model/algorithm in the paper's experiments. YES
  - This paper states the number and range of values tried per (hyper-)parameter during development of the paper, along with the criterion used for selecting the final parameter setting. YES