

# **MoDeGPT: Modular Decomposition for Large Language Model Compression**

**Chi-Heng Lin\***  
Samsung Research America

**Shangqian Gao**  
Samsung Research America

**James Seale Smith**  
Samsung Research America

**Abhishek Patel**  
Samsung Research America

**Shikhar Tuli**  
Samsung Research America

**Yilin Shen**  
Samsung Research America

**Hongxia Jin**  
Samsung Research America

**Yen-Chang Hsu**  
Samsung Research America

## Abstract

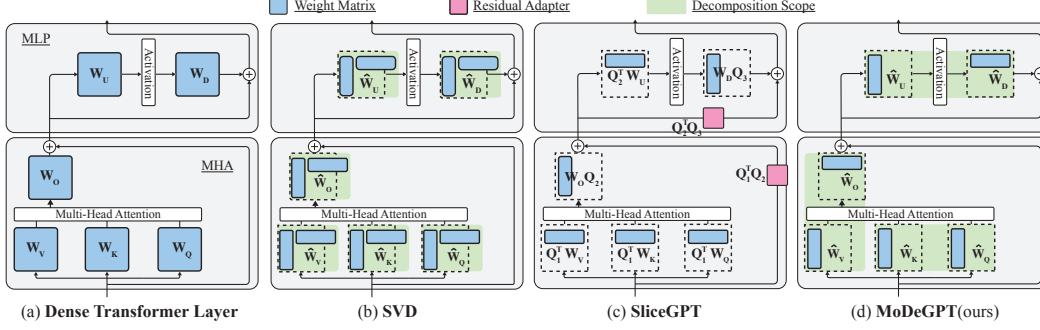
Large Language Models (LLMs) have reshaped the landscape of artificial intelligence by demonstrating exceptional performance across various tasks. However, substantial computational requirements make their deployment challenging on devices with limited resources. Recently, compression methods using low-rank matrix techniques have shown promise, yet these often lead to degraded accuracy or introduce significant overhead in parameters and inference latency. This paper introduces **Modular Decomposition (MoDeGPT)**, a novel structured compression framework that does not need recovery fine-tuning while resolving the above drawbacks. MoDeGPT partitions the Transformer block into modules comprised of matrix pairs and reduces the hidden dimensions via reconstructing the module-level outputs. MoDeGPT is developed based on a theoretical framework that utilizes three well-established matrix decomposition algorithms—Nyström approximation, CR decomposition, and SVD—and applies them to our redefined transformer modules. Our comprehensive experiments show MoDeGPT, without backward propagation, matches or surpasses previous structured compression methods that rely on gradient information, and saves 98% of compute costs on compressing a 13B model. On LLAMA-2/3 and OPT models, MoDeGPT maintains 90-95% zero-shot performance with 25-30% compression rates. Moreover, the compression can be done on a single GPU within a few hours and increases the inference throughput by up to 46%.

## 1 Introduction

Recent advancements in Large Language Models (LLMs) [56, 44, 57, 74, 1] have led to remarkable breakthroughs in the understanding and generation of natural language. Despite their significant capabilities, these models are computationally and memory-intensive, posing deployment challenges on resource-limited devices. To mitigate these challenges, model compression [23, 75] has emerged as a popular post-training solution, reducing model size and complexity.

Predominant compression techniques encompass model distillation [51, 52, 45], pruning [36, 58, 63, 65, 31, 72, 33, 26, 53], matrix decomposition [27, 43, 22], and quantization [20, 6, 18, 61]. This study focuses on matrix decomposition techniques that require minimal computing resources and do not involve backward propagation as seen in recovery fine-tuning (RFT) or Fisher matrix calculations

\*chiheng.lin@samsung.com



**Figure 1: Comparison of Matrix Decomposition-Based Methods for Transformer Compression.** (a) Original transformer layer. (b) SVD applied to each weight matrix separately, resulting in dual matrices. (c) SliceGPT multiplies each weight matrix by an orthogonal matrix  $Q$ , reducing dimensions and introducing additional adapters. (d) MoDeGPT organizes matrices into modules (highlighted by green boxes) and jointly decomposes them, producing reduced-size matrices without extra adapters.

from Taylor expansion [36, 58]. Conventional matrix decomposition such as SVD typically splits each matrix  $W \in \mathbb{R}^{d \times d}$  into two low-rank matrices  $W = AB$ , requiring the rank less than  $d/2$  to achieve true compression (see Figure 1(b)). This stringent requirement often results in a significant drop in accuracy, necessitating the use of RFT [27]. A novel decomposition approach, SliceGPT [5], multiplies the original matrix by an orthogonal matrix, effectively projecting inputs into a lower-dimensional subspace and reducing the matrix’s overall dimensionality. However, this approach requires additional adapters to manage the reduced dimensions; as illustrated in Figure 1(c), adapters  $Q_i^T Q_j$  are added to the residual paths to facilitate this reduction. For a target sparsity  $s$ , this introduces additional  $2(1-s)^2 d^2$  parameters per layer, which can add up to 10% of additional parameters, significantly offsetting the parameter savings. In summary, traditional matrix decomposition discards a large portion of ranks, and strategies like SliceGPT introduce substantial parameter overheads. These challenges greatly hinder the effective reduction of parameters without compromising accuracy.

In response to these challenges, we introduce MoDeGPT, which applies matrix decomposition to multiple matrices jointly, avoiding the dual-matrix structure and extra adapters used in prior methods. As depicted in Figure 1(d), MoDeGPT elevates the matrix decomposition approach to a modular level by grouping weight matrices into modules and then applying matrix decomposition jointly within each module. Unlike SliceGPT, MoDeGPT reduces the intermediate dimensions within each module rather than between blocks, as illustrated by the matrix shapes in Figure 1(c) and (d). This crucial difference eliminates the need for adapters while still enabling dimension reduction in the compressed matrix. MoDeGPT establishes a comprehensive mathematical framework that maps each module’s compression task to one of the three matrix approximation techniques: CR decomposition [15], singular value decomposition (SVD) [22], and Nyström approximation [21, 42]. These methods enable MoDeGPT to efficiently compress matrices. In summary, we make the following contributions:

- We introduce MoDeGPT, a training-free compression method that jointly decomposes multiple matrices within a module. Our method is mathematically grounded and provides a systematic categorization of approximation problems in compressing Transformers. To the best of our knowledge, this is the first structured pruning method that offers a provable reconstruction error bound at the module level, even when nonlinear functions are involved.
- For the first time with large language models (LLMs), we demonstrate that a matrix decomposition approach can achieve state-of-the-art structured compression efficiency and approach the compression rate of semi-structured pruning without requiring recovery fine-tuning.
- We conducted a comprehensive empirical evaluation comparing our method to the previous best methods. Our evaluation considers not only simple metrics like perplexity but also downstream task accuracy and real-world speed gains in both compression time and inference time. Our method excels in all these aspects. Specifically, with LLAMA 2 and 3, MoDeGPT preserves 90% of zero-shot performance at up to 30% compression rates, whereas previous structured pruning methods suffer significant accuracy drops. Additionally, these performance gains come with a 46% improvement in inference throughput.

## 2 BACKGROUND AND RELATED WORK

In this section, we begin by reviewing the existing body of literature related to LLM compression, highlighting key contributions and methodologies in the field. Subsequently, we examine the standard components of a transformer decoder layer. Lastly, we delve into the three matrix approximations employed for our proposed compression across various components in a transformer layer.

### 2.1 RELATED WORKS

**Pruning** In early pruning methods like magnitude-based tuning, scalability is achieved but often at the cost of reduced effectiveness in large language models (LLMs) [24, 25, 34, 17, 58]. To address this, the Optimal Brain Damage [33] and Surgeon frameworks [26, 70, 58] incorporate second-order loss information, improving performance but requiring substantial computational resources due to Hessian calculations. Recent adaptations, such as WoodFisher [48], Kronecker factorization [60, 58], and layer-wise compression [14, 16], aim to streamline these computationally intense methods. Concurrently, several studies have investigated learnable parameters for pruning in vision and language models [35, 29, 65]. However, these techniques generally demand high computational resources due to intensive backward propagation. Some other approaches have explored feature-mimic-based methods [4, 30], but their results do not match the performance of gradient-based methods like LLM Surgeon [58]. Alternatives like SparseGPT [17], Wanda [50] and ZeroPruner [13], which explore unstructured and semi-structured pruning, offer scalability but require significant engineering efforts and often compromise runtime speed. Other research has focused on utilizing layer importance scores for layer pruning and sparsity distribution, as demonstrated by methods like ShortGPT [39], OWL [68], LaCo [67] and other [9]. MoDeGPT proposes a general method to transform any importance score into a sparsity allocation across layers. In the realm of modern LLM applications, recent advances in compression have introduced innovative methods such as LLM-Pruner [36], LLM Surgeon [58], and SliceGPT [5], marking significant progress in the field by providing effective compression techniques for large language models.

**Low-Rank Matrix Approximation** In related low-rank matrix techniques for compression, the traditional decomposition approach substitutes matrices with two low-rank matrices but retains the original dimensions, which can limit effectiveness [43, 27, 22, 46, 66, 71, 62, 69, 8]. MoDeGPT improves upon this by applying low-rank approximation to matrix pairs, reducing the size of individual matrices and merging the additional matrices from the decompositions. SliceGPT introduces a technique involving matrix multiplication with orthogonal matrices derived from PCA to compress weights, which reduces matrix sizes but adds additional parameters [5]. In contrast, MoDeGPT compresses without adding parameters by folding the decomposed matrices back to the original weights. A summary of MoDeGPT’s comparison to other leading LLM compression methods is provided in Table 1.

**Table 1:** Comparisons with other LLM compressors.

Method	No Backward Propagation	No Additional Parameters	Maintain Acc. w/o RFT	Structured Compression
LLM Pruner [36]	✗	✓	✗	✓
LLM Surgeon [58]	✗	✓	✓	✓
SliceGPT [5]	✓	✗	✓	✓
SparseGPT [17]	✓	✓	✓	✗
MoDeGPT (ours)	✓	✓	✓	✓

### 2.2 TRANSFORMER ARCHITECTURE

The transformer architecture[59] consists of multiple decoder layers. A typical layer such as in LLAMA [57, 1] includes two blocks: the Multi-Head Attention (MHA) and Multi-Layer Perceptron (MLP). Let  $T$ ,  $d_h$ ,  $d_{\text{int}}$ , and  $H$  denote the sequence length, hidden dimension, intermediate dimension, and the number of attention heads, respectively, the formulation of these blocks is as follows:

$$\text{(MLP block)} \quad f_{\text{MLP}}(\mathbf{X}) = \overbrace{\sigma_s(\mathbf{X}\mathbf{W}_U)\mathbf{W}_D}^{\text{Type-I}}, \quad (1)$$

$$\text{(MHA block)} \quad f_{\text{MHA}}(\mathbf{X}) = \sum_{i=1}^H \underbrace{\text{Softmax}(\sigma_r(\mathbf{X}\mathbf{W}_{Q,i})\sigma_r^\top(\mathbf{X}\mathbf{W}_{K,i}))}_{\text{Type-II}} \underbrace{\mathbf{X}\mathbf{W}_{V,i}\mathbf{W}_{O,i}}_{\text{Type-III}}, \quad (2)$$

where  $\mathbf{X} \in \mathbb{R}^{T \times d_h}$  is the input matrix,  $\mathbf{W}_{Q,i}, \mathbf{W}_{K,i}, \mathbf{W}_{V,i} \in \mathbb{R}^{d_h \times \frac{d_h}{H}}$ ,  $\mathbf{W}_{O,i} \in \mathbb{R}^{\frac{d_h}{H} \times d_h}$  are the head-specific query, key, value, and output matrices. The matrices  $\mathbf{W}_U \in \mathbb{R}^{d_h \times d_{\text{int}}}$  and  $\mathbf{W}_D \in$

$\mathbb{R}^{d_{\text{int}} \times d_h}$  denote up and down matrices, respectively, with  $\sigma_r$  and  $\sigma_s$  denoting positional embedding and nonlinear activation functions. Note that our MLP formulation encompasses the gated MLP: the up matrix is defined by the concatenations of the gated and up matrix  $\mathbf{W}_U = [\mathbf{W}_u^\top, \mathbf{W}_g^\top]^\top$ , and the nonlinear function is defined by  $\sigma_s(\mathbf{X}\mathbf{W}_U) := \mathbf{X}\mathbf{W}_u \odot \sigma_g(\mathbf{X}\mathbf{W}_g)$ , where  $\sigma_g$  is the gate function.

In the expressions of equation 1 and equation 2, the blocks can be divided into three types of functional modules, each associated with a pair of matrices:

**Type-I:**  $f(\mathbf{X}; \mathbf{W}_U, \mathbf{W}_D) = \sigma_s(\mathbf{X}\mathbf{W}_U)\mathbf{W}_D$

**Type-II:**  $f(\mathbf{X}; \mathbf{W}_K^i, \mathbf{W}_Q^i) = \sigma_r(\mathbf{X}\mathbf{W}_Q^i)\sigma_r(\mathbf{X}\mathbf{W}_K^i)^\top$ , **Type-III:**  $f(\mathbf{X}; \mathbf{W}_V^i, \mathbf{W}_O^i) = \mathbf{X}\mathbf{W}_V^i\mathbf{W}_O^i$ , where  $\mathbf{X}$  denotes the input and the variables after “;” denote the associated matrices. Based on their levels of nonlinearity, we categorize these modules into Type-I, Type-II, and Type-III, applying different matrix decomposition methods for compression according to the optimization tractability of each type.

### 2.3 LOW-RANK MATRIX APPROXIMATION

The goal of a low-rank approximation method is to approximate a matrix  $\mathbf{W} \in \mathbb{R}^{d_1 \times d_2}$  with two low-rank matrices  $\mathbf{A} \in \mathbb{R}^{d_1 \times k}$  and  $\mathbf{B} \in \mathbb{R}^{k \times d_2}$ . For formalism, we make the following definition:

**Definition 1.** For a low-rank approximation method  $\mathcal{M}$  that decomposes a matrix  $\mathbf{W}$  into  $\mathbf{A}$  and  $\mathbf{B}$ , the approximation matrix is  $\mathbf{W}_{\mathcal{M}} = \mathbf{A}\mathbf{B}$  and the error relative to  $\mathbf{W}$  is  $\mathcal{E}_{\mathcal{M}}(\mathbf{W}) = \|\mathbf{W} - \mathbf{W}_{\mathcal{M}}\|_F$ .

We review three approximation methods that facilitate our compression algorithms in the next section.

**I. Nyström approximation [21]** If  $\mathbf{W}$  is a positive semidefinite matrix, let  $\mathbf{S}_k$  be a  $k$ -column selection matrix where each column has a single non-zero element indicating the selected index, then the corresponding Nyström approximation of  $\mathbf{W}$  is,

$$\mathbf{W}_{\text{Nys}} = \mathbf{A}\mathbf{B}, \text{ where } \mathbf{A} = \mathbf{W}\mathbf{S}_k \text{ and } \mathbf{B} = (\mathbf{S}_k^\top \mathbf{W} \mathbf{S}_k)^\dagger \mathbf{S}_k^\top \mathbf{W}. \quad (3)$$

**II. CR decomposition [15]** Assuming  $\mathbf{W}$  can be factored as  $\mathbf{W}_1\mathbf{W}_2$ , let  $\mathbf{S}_k$  be a  $k$ -column selection matrix, the corresponding CR approximation of  $\mathbf{W}$  is

$$\mathbf{W}_{\text{CR}} = \mathbf{A}\mathbf{B}, \text{ where } \mathbf{A} = \mathbf{W}_1\mathbf{S}_k \text{ and } \mathbf{B} = \mathbf{S}_k^\top \mathbf{W}_2. \quad (4)$$

**III. Singular value decomposition [22]** SVD is renowned for yielding the minimum approximation error when measured in the Frobenius norm. It decomposes  $\mathbf{W}$  into:

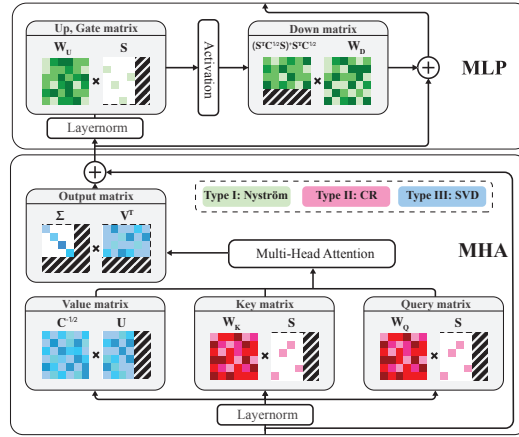
$$\mathbf{W}_{\text{SVD}} = \mathbf{A}\mathbf{B}, \text{ where } \mathbf{A} = \mathbf{U}_k \text{ and } \mathbf{B} = \Sigma_k \mathbf{V}_k^\top. \quad (5)$$

Here,  $\mathbf{U}_k$  and  $\mathbf{V}_k$  are matrices containing the top- $k$  left and right singular vectors, respectively, and  $\Sigma_k$  is the diagonal matrix consisting of the top- $k$  singular values of  $\mathbf{W}$ .

## 3 MoDeGPT

MoDeGPT introduces a module-level optimization that jointly compresses two matrices within each of our three defined functional modules, rather than compressing each matrix independently as in traditional low-rank approximation methods. An illustration of MoDeGPT is presented in Figure 2, where different colors distinguish the various modules. For each module, we apply a tailored low-rank approximation to compress the matrix pair within it. The twill hatch pattern represents dimension reductions.

In the rest of this section, we first present the mathematical objective for our approach. Then, we detail our application of low-rank approximations for effective compression within each module. Finally, we introduce a method for assigning sparsity levels across different layers that requires only one forward pass of the model on the calibration data.



**Figure 2: The MoDeGPT Framework.** MoDeGPT divides a transformer layer into three distinct colored modules, each optimizing two matrices using a specific low-rank approximation method. A twill hatch pattern represents the dimension reduction.

---

**Algorithm 1** Type-I compression for MLP by Nyström approximation.

---

- 1: **Input:** concatenated up and gated matrices  $\mathbf{W}_U \in \mathbb{R}^{d_h \times d_{\text{int}}}$ , down matrix  $\mathbf{W}_D \in \mathbb{R}^{d_{\text{int}} \times d_h}$ , activation correlation  $\mathbf{C}_\sigma = \sum_{i=1}^N \sigma(\mathbf{X}_i \mathbf{W}_U)^\top \sigma(\mathbf{X}_i \mathbf{W}_U)$ , rank  $k = \lceil (1 - \text{sparsity}) d_{\text{int}} \rceil$ , and ridge intensity  $\lambda$
  - 2:  $s_i \leftarrow [\mathbf{C}_\sigma^{1/2} (\mathbf{C}_\sigma^{1/2} + \lambda \mathbf{I})^{-1}]_{ii}$ , for  $i = 1, \dots, d_{\text{int}}$  ▷ Calculate the ridge leverage score
  - 3: Let  $\mathbf{S}_k \in \mathbb{R}^{d_{\text{int}} \times k}$  be the matrix that selects the top  $k$  columns based on  $s_i$  scores
  - 4: **return**  $(\mathbf{W}_U, \mathbf{W}_D) \leftarrow (\mathbf{W}_U \mathbf{S}_k, (\mathbf{S}_k^\top \mathbf{C}_\sigma^{1/2} \mathbf{S}_k)^\dagger \mathbf{S}_k^\top \mathbf{C}_\sigma^{1/2} \mathbf{W}_D)$
- 

### 3.1 MODULAR RECONSTRUCTION OBJECTIVE

The objective of MoDeGPT is to jointly optimize two matrices within the module types described in Sec. 2.2, a process we term modular decomposition, to minimize the modular reconstruction error  $V$ :

$$V^* \triangleq \min_{\mathbf{W}_1, \mathbf{W}_2} \sum_{i=1}^N \|f(\mathbf{X}_i; \mathbf{W}_1, \mathbf{W}_2) - f(\mathbf{X}_i; \hat{\mathbf{W}}_1, \hat{\mathbf{W}}_2)\|_F^2 \text{ such that } (\hat{\mathbf{W}}_1, \hat{\mathbf{W}}_2) \in \mathcal{C}, \quad (6)$$

where  $\mathbf{X}_i \in \mathbb{R}^{T \times d}$  are samples in the calibration set, and  $\mathcal{C}$  represents the constrained search space for compressed matrices that mandates specific structures or dimensions. A key motivation of our proposed objective is that it expands the search space to include dimension-reduced matrices, thereby increasing optimization flexibility and enhancing inference speedup in the compressed model. This contrasts with independent optimization, where each matrix must adhere to the original dimensions.

### 3.2 ALGORITHMS

In this section, we describe the compression algorithm for each module, linking it to the matrix approximation discussed in Section 2.3. The proofs are provided in Appendix A.

**TYPE-I COMPRESSION** First, we focus on the MLP module. As detailed in Section 2.2, the  $\mathbf{W}_1$  and  $\mathbf{W}_2$  matrices we need to compress are  $\mathbf{W}_U, \mathbf{W}_D$ . Since  $\mathbf{W}_U$  is inside a nonlinear function  $\sigma_s$ , we constrain the search space for its approximation to a matrix multiplication  $\mathbf{W}_U \mathbf{S}_k$  for tractability, where  $\mathbf{S}_k$  is the  $k$ -column selection matrix. For  $\mathbf{W}_D$ , we simply ensure that its dimensions are compatible with  $\mathbf{W}_U \mathbf{S}_k$ . Our first theorem suggests that under the search spaces, the optimization in equation 6 is closely related to the Nyström approximation of the activation correlation matrix.

**Theorem 1 (MLP compression can be solved by Nyström approximation).** *Let  $\hat{\mathbf{W}}_U$  be searched over the matrix multiplication form  $\mathbf{W}_U \mathbf{S}_k$ , where  $\mathbf{S}_k$  is a  $k$ -column selection matrix, and let  $\hat{\mathbf{W}}_D$  be searched over  $\mathbb{R}^{k \times d_h}$ . The optimal  $\hat{\mathbf{W}}_D^*$  is then given by:  $(\mathbf{S}_k^\top \mathbf{C}_\sigma^{1/2} \mathbf{S}_k)^\dagger \mathbf{S}_k^\top \mathbf{C}_\sigma^{1/2} \mathbf{W}_D$ . Using  $\mathbf{W}_U \mathbf{S}_k$  and  $\hat{\mathbf{W}}_D^*$  as the compressed matrices, the Type-I reconstruction error in equation 6 satisfies:*

$$V_I \leq \|\mathbf{W}_D\|_2^2 \mathcal{E}_{\text{Nys}}^2(\mathbf{C}_\sigma^{\frac{1}{2}}), \quad (7)$$

where  $\mathcal{E}_{\text{Nys}}(\mathbf{C}_\sigma^{\frac{1}{2}})$  denotes the Nyström approximation error, defined in Def. 1, relative to the activation correlation  $\mathbf{C}_\sigma \triangleq \sum_{i=1}^N \sigma(\mathbf{X}_i \mathbf{W}_U)^\top \sigma(\mathbf{X}_i \mathbf{W}_U)$ , using the same  $\mathbf{S}_k$  in the compression of  $\mathbf{W}_U$ .

Theorem 1 demonstrates that an effective Type-I compression can be achieved by designing a good Nyström approximation of  $\mathbf{C}_\sigma$ . Consequently, we propose Algorithm 1. Proposition 1 shows that the module reconstruction error can be controlled by Algorithm 1:

**Proposition 1.** *Suppose that the rank  $k$  and the scores  $s_i$  in Algorithm 1 are chosen such that there exists an error  $\varepsilon > 0$  satisfying  $\varepsilon \geq \sum_{i=k+1}^{d_{\text{int}}} s_i$ , then the Type-I modular reconstruction error in equation 6 is bounded by  $V_I \leq \|\mathbf{W}_D\|_2^2 \frac{\varepsilon^2 d_{\text{int}}^2}{k^2 (1-\varepsilon)^2} \sum_{i=k+1}^{d_{\text{int}}} \sigma_i(\mathbf{C}_\sigma)$ , where  $d_{\text{int}}$  and  $\sigma_i$  denote the intermediate dimension (i.e., the input dimension of  $\mathbf{W}_D$ ) and singular values, respectively.*

**TYPE-II COMPRESSION** Next, we turn our attention to the Type-II module, which includes the key-query interactions within the multi-head attention mechanisms. We will apply compression to each head independently<sup>2</sup>. Given that both  $\mathbf{W}_Q$  and  $\mathbf{W}_K$  are embedded with nonlinear functions, we

---

<sup>2</sup>Dependency on the head is omitted in the equations for ease of notation.

---

**Algorithm 2** Type-II compression for key-query matrices by CR decomposition.

---

- 1: **Input:** head-specific query matrices  $\mathbf{W}_{Q,j} \in \mathbb{R}^{d_h \times d_h/H}$ , key matrices  $\mathbf{W}_{K,j} \in \mathbb{R}^{d_h \times d_h/H}$ , query state correlations  $\mathbf{C}_{Q,j} = \sum_{i=1}^N \sigma_r(\mathbf{X}_i \mathbf{W}_{Q,j})^\top \sigma_r(\mathbf{X}_i \mathbf{W}_{Q,j})$ , key state correlations  $\mathbf{C}_{K,j} = \sum_{i=1}^N \sigma(\mathbf{X}_i \mathbf{W}_{K,j})^\top \sigma(\mathbf{X}_i \mathbf{W}_{K,j})$ , for head  $j = 1, \dots, H$ , and rank  $k = \lceil (1 - \text{sparsity})d_h/H \rceil$
  - 2: **for**  $j = 1, \dots, H$  **do** ▷ Apply compression to each head independently
  - 3:    $s_i \leftarrow \|\mathbf{C}_{Q,j}^{1/2}[:, i]\| \|\mathbf{C}_{K,j}^{1/2}[:, i]\|$  ▷ Calculate the norm score
  - 4:   Let  $\mathbf{S}_k \in \mathbb{R}^{d_h \times k}$  be the matrix that selects the top  $k$  columns based on  $s_i$  scores
  - 5:    $(\mathbf{W}_{Q,j}, \mathbf{W}_{K,j}) \leftarrow (\mathbf{W}_{Q,j} \mathbf{S}_k, \mathbf{W}_{K,j} \mathbf{S}_k)$
  - 6: **return**  $(\mathbf{W}_Q, \mathbf{W}_K) \leftarrow ([\mathbf{W}_{Q,1}, \dots, \mathbf{W}_{Q,H}], [\mathbf{W}_{K,1}, \dots, \mathbf{W}_{K,H}])$  ▷ Concatenate the heads
- 

opt for a simple optimization. Both matrices are compressed using the same matrix multiplication:  $\hat{\mathbf{W}}_Q = \mathbf{W}_Q \mathbf{S}_k$  and  $\hat{\mathbf{W}}_K = \mathbf{W}_K \mathbf{S}_k$ , where  $\mathbf{S}_k$  is a shared  $k$ -column selection matrix. Within this constrained search space, we connect the modular reconstruction problem with the CR decomposition of the product of key and query correlations, as elaborated in the following theorem.

**Theorem 2 (Key-Query compression can be solved by CR approximation).** *Let the compressed  $\hat{\mathbf{W}}_Q, \hat{\mathbf{W}}_K$  to be the form of  $\mathbf{W}_Q \mathbf{S}_k, \mathbf{W}_K \mathbf{S}_k$ , then Type-II reconstruction error in equation 6 has*

$$V_{II} \leq \mathcal{E}_{CR}^2(\mathbf{C}_K^{\frac{1}{2}} \mathbf{C}_Q^{\frac{1}{2}}), \quad (8)$$

where  $\mathcal{E}_{CR}$  denotes the CR approximation error, defined in Def. 1, relative to  $\mathbf{C}_Q^{1/2} \mathbf{C}_K^{1/2}$ , utilizing the same  $\mathbf{S}_k$  in the compression. Here, the matrices  $\mathbf{C}_Q \triangleq \sum_{i=1}^N \sigma(\mathbf{X}_i \mathbf{W}_Q)^\top \sigma(\mathbf{X}_i \mathbf{W}_Q)$  and  $\mathbf{C}_K \triangleq \sum_{i=1}^N \sigma(\mathbf{X}_i \mathbf{W}_K)^\top \sigma(\mathbf{X}_i \mathbf{W}_K)$  denote the correlations of query and key states, respectively.

The theorem above demonstrates that effective compression for Type-II module can be achieved through a carefully designed CR approximation. Consequently, we introduce Algorithm 2, which comes with the following reconstruction guarantees:

**Proposition 2.** *If we adopt Algorithm 2 then Type-II modular reconstruction error is bounded by*  

$$V_{II} \leq \left(\frac{d_h - k}{d_h}\right)^2 \left(\sum_{i=1}^{d_h} \sigma_i(\mathbf{C}_K)\right) \left(\sum_{i=1}^{d_h} \sigma_i(\mathbf{C}_Q)\right),$$
*where  $\sigma_i$  denotes the singular values.*

**TYPE-III COMPRESSION** Finally, we focus on the Type-III module, which involves the value-output matrices. For clarity and simplicity, we omit the head dependency. The module operates through linear transformations defined as  $f(\mathbf{X}) = \mathbf{X} \hat{\mathbf{W}}_V \hat{\mathbf{W}}_O$ , where our goal is to find compressions  $\hat{\mathbf{W}}_V \in \mathbb{R}^{d_h \times k}$ ,  $\hat{\mathbf{W}}_O \in \mathbb{R}^{k \times d_h}$  such that  $\hat{\mathbf{W}}_V \hat{\mathbf{W}}_O \approx \mathbf{W}_V \mathbf{W}_O$ . The subsequent theorem reveals that the reconstruction can be solved optimally by applying the well-known Singular Value Decomposition.

**Theorem 3 (Value-Output compression can be solved by SVD).** *If we search  $\hat{\mathbf{W}}_V$  and  $\hat{\mathbf{W}}_O$  over  $\mathbb{R}^{d_h \times k}$  and  $\mathbb{R}^{k \times d_h}$ , respectively, the optimum in equation 6 is  $\hat{\mathbf{W}}_V = \mathbf{C}^{-1/2} \mathbf{U}_k$  and  $\hat{\mathbf{W}}_O = \mathbf{\Sigma} \mathbf{V}^\top$ . Here,  $\mathbf{U} \mathbf{\Sigma} \mathbf{V}^\top$  and  $\mathbf{C} \triangleq \sum_{i=1}^N \mathbf{X}_i^\top \mathbf{X}_i$  are the SVD of  $\mathbf{C}^{1/2} \mathbf{W}_V \mathbf{W}_O$  and input correlation, respectively. The corresponding Type-III reconstruction error in equation 6 is exactly the SVD approximation error, defined in Def. 1, relative to  $\mathbf{C}^{\frac{1}{2}} \mathbf{W}_V \mathbf{W}_O$ :*

$$V_{III} = \mathcal{E}_{SVD}^2(\mathbf{C}^{\frac{1}{2}} \mathbf{W}_V \mathbf{W}_O). \quad (9)$$

Building on the established equivalence to SVD via Theorem 3, we introduce Algorithm 3. This algorithm guarantees the following:

**Proposition 3.** *Denote  $\sigma_i$  as the singular values, Algorithm 3 yields the optimal Type-III modular reconstruction error  $V_{III} = \sum_{i=k+1}^d \sigma_i^2(\mathbf{C}^{\frac{1}{2}} \mathbf{W}_V \mathbf{W}_O)$ .*

### 3.3 GLOBAL SPARSITY ALLOCATION

While MoDeGPT modules are optimized locally, we propose a global optimization strategy that translates layer importance scores into sparsity allocations across layers. This strategy seeks to



---

**Algorithm 3** Type-III compression for value-output matrices by SVD.

---

```

1: Input: head-specific value matrices  $\mathbf{W}_{V,j} \in \mathbb{R}^{d_h \times d_h/H}$ , output matrices  $\mathbf{W}_{O,j} \in \mathbb{R}^{d_h/H \times d_h}$  for head
    $j = 1, \dots, H$ , input correlation  $\mathbf{C} = \sum_{i=1}^N \mathbf{X}_i^\top \mathbf{X}_i$ , and rank  $k = \lceil (1 - \text{sparsity})d_h/H \rceil$ 
2: for  $j = 1, \dots, H$  do ▷ Apply compression to each head independently
3:    $(\mathbf{U}, \mathbf{\Sigma}, \mathbf{V}^\top) \leftarrow \text{SVD}(\mathbf{C}^{1/2} \mathbf{W}_{V,j})$  ▷ Efficient SVD of  $\mathbf{C}^{1/2} \mathbf{W}_{V,j} \mathbf{W}_{O,j}$  (1/2)
4:    $(\mathbf{U}', \mathbf{\Sigma}', \mathbf{V}'^\top) \leftarrow \text{SVD}(\mathbf{\Sigma} \mathbf{V}^\top \mathbf{W}_{O,j})$  ▷ Efficient SVD of  $\mathbf{C}^{1/2} \mathbf{W}_{V,j} \mathbf{W}_{O,j}$  (2/2)
5:    $(\mathbf{W}_{V,j}, \mathbf{W}_{O,j}) \leftarrow (\mathbf{C}^{-1/2} \mathbf{U} \mathbf{U}'[:, :k], \mathbf{\Sigma}'[:, k:k] \mathbf{V}'[:, :k]^\top)$ 
6: return  $(\mathbf{W}_V, \mathbf{W}_O) \leftarrow ([\mathbf{W}_{V,1}, \dots, \mathbf{W}_{V,H}], [\mathbf{W}_{O,1}, \dots, \mathbf{W}_{O,H}])$  ▷ Concatenate the heads

```

---

maximize the sum of importance scores, weighted by the parameters retained in each layer. To avoid the negative effects of excessive sparsity [68], we incorporate entropic regularization for smoothing. The formulation of this constrained optimization problem is as follows:

$$\max_{\phi_{1:L}} \sum_{i=1}^L s_i(1 - \phi_i) + \varepsilon H(\phi_i) \quad \text{such that} \quad \frac{1}{L} \sum_{i=1}^L \phi_i = \phi_{\text{avg}}, \quad 0 \leq \phi_i \leq 1, \quad (10)$$

where  $\phi_i$  and  $s_i$  represent the sparsity and importance score of layer  $i$ , respectively, and  $\phi_{\text{avg}}$  denotes the overall target sparsity. For sufficiently large  $\varepsilon$ , the following theorem demonstrates that the optimal layer sparsity distribution can be easily computed as:

$$\phi = L\phi_{\text{avg}} \times \text{Softmax}(-\mathbf{s}/\varepsilon). \quad (11)$$

**Theorem 4.** For sufficient large  $\varepsilon$ , (11) is the optimal sparsity allocation in the equation 10.

In our implementations, we adopt the Block Influence (BI) score in [39], which is the negative correlation between a layer’s input and output defined by:  $s = 1 - \mathbb{E} \mathbf{x}_{\text{in}}^\top \mathbf{x}_{\text{out}} / \|\mathbf{x}_{\text{in}}\|_2 \|\mathbf{x}_{\text{out}}\|_2$ .

## 4 EXPERIMENTS

### 4.1 SETUPS

**Models** We evaluated our MoDeGPT method using several models that employ a sequential transformer block structure: OPT [74] across multiple scales (125M, 1.3B, 2.7B, 6.7B), LLAMA-1 at 7B, LLAMA-2 [57] at 7B and 13B, and LLAMA-3 [1] at 8B.

**Implementations and environments** We implemented our models using Hugging Face Transformers [64], with correlation computations in FP64. Model compression and performance testing were carried out on a single NVIDIA A100 80 GB GPU. Additional details can be found in Appendix B.2.

**Datasets** Following calibration setups similar to those in previous works [18, 5, 12], we used WikiText-2 [40] and Alpaca datasets [54], each with 128 samples of length 2048. Zero-shot performance was assessed using LM Evaluation Harness [19] across ARC-e, ARC-c [11], PIQA [7], WinoGrande [47], and HellaSwag [73], OpenBookQA [41], MathQA [3], BoolQ [10] datasets.

**Baseline comparisons** We benchmarked our approach against several baselines. For non-gradient-based large language model pruning, we compared it with Uniform Pruning, Magnitude Pruning, SVD, SliceGPT [5], ShortGPT [39], and Optimal Brain Damage [33]. For methods involving backward propagation, our comparisons included LLM-Pruner [36] and LLM Surgeon [58]. Additionally, we tested our methods against recent related works based on reconstruction and decomposition, including feature-mimic compression methods FLAP [4], Bolaco [30], where compressed models replicate the original models’ outputs, as well as SVD-based methods FWSVD [27], ASVD [71], SVD-LLM [62] that employ variants of singular value decomposition to reduce model size. Finally, we compared with semi-structured compression methods such as SparseGPT [17], Wanda [50], and PrunerZero [14], which require special GPU support for efficient inference with its sparsity patterns (2:4).

### 4.2 GENERATION PERFORMANCE

We evaluated the generation performance of compressed LLAMA-2 models (7B and 13B) using the WikiText-2 test split in Table 2, 3 and B.3. Results for OPT and LLAMA-3 8B are included in

**Table 2:** Perplexity comparisons of structured pruning methods for LLAMA-2 7B and 13B on WikiText-2, calibrated with 128 sequences of 2048 tokens.

Method	No Gradient			7B (ppl: 5.12 ↓)		LLAMA-2	13B (ppl: 4.57 ↓)				
	10%	20%	30%	40%	50%		10%	20%	30%	40%	50%
K-OBD [33, 58]	✗	<u>5.48</u>	9.14	15.43	28.03	46.64	4.91	<u>6.29</u>	10.08	13.06	16.06
LLM-Pruner [36] <sup>a</sup>	✗	7.11	9.29	13.56	17.90	31.05	OOM	14.21	OOM	OOM	OOM
LLM surgeon [58]	✗	<b>5.25</b>	<u>6.18</u>	<u>7.83</u>	<u>10.39</u>	<u>15.38</u>	<b>4.69</b>	<b>5.29</b>	<u>6.21</u>	<u>7.25</u>	<u>9.43</u>
<hr/>											
Uniform	✓	19.09	27.13	46.25	176.24	327.99	13.78	18.18	29.05	45.44	82.60
Magnitude	✓	861.76	821.34	9623	Overflow	Overflow	22.41	320.39	723.60	2105	3004
SVD	✓	Overflow	Overflow	52719	51229	Overflow	7655	9919	21248	53672	39521
ShortGPT [39]	✓	6.98	14.31	33.21	71.04	268.11	5.40	7.69	30.48	48.83	187.23
SliceGPT [5]	✓	6.46	7.68	10.47	15.19	24.82	5.67	6.68	8.68	12.56	20.57
MoDeGPT (ours)	✓	<u>5.48</u>	<b>6.16</b>	<b>7.51</b>	<b>8.41</b>	<b>11.88</b>	<u>4.83</u>	<b>5.29</b>	<b>6.10</b>	<b>6.95</b>	<b>8.95</b>

<sup>a</sup>The official code [36] encountered an out-of-memory error with the 13B model, except at 20% compression.

**Table 4:** Zero-shot task performance of compressed LLAMA-2 7B and LLAMA-3 8B.

Model	Compress.	Method	ARC-e	ARC-c	PIQA	WinoG.	HellaS.	Average
LLAMA-2 7B	0	Dense	74.58	46.25	79.11	69.06	75.99	69.00
	30	ShortGPT [39]	48.65	32.85	64.31	64.33	56.13	53.25
		SliceGPT [5]	58.88	33.36	68.55	58.01	49.86	53.73
		LLM surgeon [58]	63.09	36.69	<b>73.56</b>	61.09	60.72	59.03
		MoDeGPT (ours)	63.26	38.73	70.40	<b>67.32</b>	63.26	60.78
		MoDeGPT-Alpaca (ours)	<b>65.49</b>	<b>39.16</b>	73.34	66.22	<b>65.90</b>	<b>62.02</b>
	40	ShortGPT [39]	41.16	29.94	60.12	60.46	43.67	47.07
		SliceGPT [5]	36.49	24.57	54.90	53.43	34.80	40.84
		LLM surgeon [58]	<u>52.31</u>	<u>30.29</u>	<u>69.26</u>	54.38	48.04	50.86
		MoDeGPT (ours)	49.45	30.03	64.96	<u>61.96</u>	<u>53.01</u>	<u>51.88</u>
		MoDeGPT-Alpaca (ours)	<b>59.76</b>	<b>34.73</b>	<b>70.35</b>	<b>64.40</b>	<b>58.63</b>	<b>57.58</b>
LLAMA-3 8B	0	Dense	77.69	53.58	80.63	72.69	79.16	72.75
	25	ShortGPT-Alpaca [39]	38.13	31.40	60.94	54.22	31.52	43.24
		SliceGPT-Alpaca [5]	44.44	29.27	57.56	58.48	41.08	46.17
		MoDeGPT-Alpaca (ours)	<b>67.05</b>	<b>41.13</b>	<b>75.52</b>	<b>69.61</b>	<b>66.49</b>	<b>63.96</b>

Appendices B.1 and B.3. The table distinguishes between compression methods using gradients (top rows) and those without (bottom rows). Among non-gradient methods, the traditional matrix decomposition approach using SVD performed the worst. In sharp contrast, MoDeGPT outperformed all other baselines at various compression rates by jointly applying decomposition to multiple matrices within a module; it only increased the perplexity by 20% for 20% compression of the 7B model, which is substantially better than the next best alternative that saw a 50% increase.

In comparison to gradient-based methods, MoDeGPT surpassed other structured compression techniques except for a low compression rate (20%). This demonstrates that using local reconstruction as a proxy for true loss can achieve state-of-the-art compression. On the other hand, as shown in Table 3, the state-of-the-art non-structured methods, Wanda, SparseGPT, and ZeroPruner, generally outperformed MoDeGPT at 50% compression rate. However, MoDeGPT with 40% compression achieves a significantly better perplexity (8.41 versus 10.17). The observation suggests that with a small concession on compression rate, our structured compression can be on par with the semi-structured method that requires special GPU support for efficient inference.

**Table 3:** Comparisons with semi-structured pruning.

Method	Structure	40%	50%
SparseGPT (2:4)	Semi-structured	-	<b>10.17</b>
Wanda (2:4)	Semi-structured	-	11.02
ZeroPruner (2:4)	Semi-structured	-	10.52
MoDeGPT (ours)	Structured	8.41	11.88

### 4.3 ZERO-SHOT PERFORMANCE

We assessed our method on five zero-shot tasks, comparing it against leading baselines. In line with generation performance trends, our method showed much superior results at higher compression rates. Notably, it excelled on WinoGrande but had worse results on PIQA, suggesting different biases



**Table 5:** Comparisons of feature-mimic based methods for 30% compression of LLAMA-2 7B and 13B models.

Model	Method	ARC-e	ARC-c	PIQA	WinoG.	HellaS.	BoolQ	OBQA	Average.
LLAMA-2 7B	Dense	74.58	46.25	79.11	69.06	75.99	77.74	44.20	66.70
	LLM Pruner [36]	61.41	33.96	71.93	58.72	59.49	61.41	36.60	53.52
	FLAP [4]	60.65	<u>34.47</u>	<u>72.74</u>	64.01	<u>63.80</u>	66.88	36.40	56.99
	Bolaco (5 × 4) [30]	<b>65.87</b>	34.30	71.27	64.48	57.85	<b>73.85</b>	37.80	57.92
	MoDeGPT (ours)	<u>65.49</u>	<b>39.16</b>	<b>73.34</b>	<b>66.22</b>	<b>65.90</b>	<u>69.76</u>	<b>39.00</b>	<b>59.83</b>
LLAMA-2 13B	Dense	77.48	49.23	80.47	72.22	79.39	80.52	45.20	69.22
	LLM Pruner [36]	65.45	<u>40.36</u>	<u>75.90</u>	60.22	67.90	62.43	<b>44.60</b>	59.55
	FLAP [4]	67.38	38.23	74.81	67.48	<u>70.29</u>	65.54	40.00	60.53
	Bolaco (5 × 4) [30]	<b>71.76</b>	40.10	74.16	<u>69.06</u>	66.66	<b>75.63</b>	41.60	62.71
	MoDeGPT (ours)	<u>70.24</u>	<b>41.47</b>	<b>77.15</b>	<b>71.27</b>	<b>71.84</b>	<u>73.7</u>	41.00	<b>63.81</b>

**Table 6:** Comparisons with SVD-based methods in LLAMA-1 7B.

Compress. Rate	Method	WikiText-2 ↓	PTB ↓	ARC-e	ARC-c	PIQA	WinoG.	HellaS.	MathQA	OBQA	Avg.
0%	Dense	5.68	8.35	73%	42%	79%	70%	50%	27%	34%	54%
20%	FWSVD [27]	1727	2152	31%	23%	56%	50%	26%	21%	15%	32%
	ASVD [71]	11.14	<u>16.55</u>	53%	27%	68%	64%	41%	24%	25%	43%
	SVD-LLM [62]	7.94	<b>16.22</b>	58%	<u>29%</u>	<u>69%</u>	58%	43%	<u>24%</u>	22%	44%
	MoDeGPT (ours)	<b>6.53</b>	39.17	<b>70%</b>	<b>36%</b>	<b>74%</b>	<b>69%</b>	<b>50%</b>	<b>26%</b>	<b>31%</b>	<b>51%</b>
40%	FWSVD [27]	18156	20990	26%	22%	53%	51%	26%	21%	16%	30%
	ASVD [71]	1407	3292	28%	22%	55%	48%	26%	19%	12%	30%
	SVD-LLM [62]	<u>13.11</u>	<u>63.75</u>	42%	<u>25%</u>	<u>60%</u>	58%	33%	21%	19%	37%
	MoDeGPT (ours)	<b>9.39</b>	<b>60.55</b>	<b>58%</b>	<b>30%</b>	<b>65%</b>	<b>64%</b>	<b>40%</b>	<b>23%</b>	<b>22%</b>	<b>43%</b>

in compression strategies compared to LLM Surgeon. On the bottom rows show that our method calibrated with the Alpaca dataset (instead of the WikiText-2 data used in other rows) significantly boosted zero-shot performance; a 30% compression resulted in only a 10% accuracy drop. This effect was more pronounced for LLAMA-13B, as shown in Table 13 in Appendix B.3.

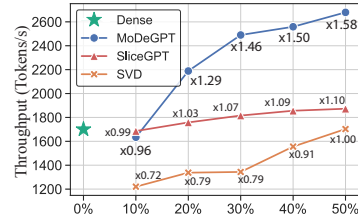
We also tested the newer LLAMA-3 8B model, adapting our algorithm to accommodate the head dependency of grouped query attention as outlined in Appendix B.1. The performance discrepancy between our method and other baselines was notably larger with this model. Finally, in Table 5 and 6, we compare our method against feature-mimic and SVD-based approaches, respectively. In the former case, we observe that alternative methods generally underperform compared to state-of-the-art gradient-based techniques like LLM Surgeon, while our approach achieves comparable or even superior results. In the latter comparison, our advantage is even more pronounced, which we attribute to our more refined decomposition algorithms, tailored specifically to different components of the transformer architecture based on their levels of nonlinearity, rather than relying solely on SVD-based decompositions.

#### 4.4 COMPUTATION AND THROUGHPUT

Table 7 compares the compression costs of MoDeGPT with LLM surgeon, the best-performing prior work. Given that the hourly rate for H100 is about twice that of A100 [32], MoDeGPT offers significant cost savings—97% for the 7B model and 98.5% for the 13B model. Next, we benchmark throughput. We set the sequence length to 256 and recorded the average generation time of LLAMA-2 7B on a single A100 GPU with batch size 256. In Figure 3, SVD exhibits lower throughput than the uncompressed model due to the doubled amount of matrices in its decomposed form which makes computation less parallelizable. SliceGPT, while achieving greater throughput, sees less than a 10% speedup, hindered by additional computations in residual paths. In contrast, MoDeGPT achieves non-trivial speedups that increase with compression rates; at 50% compression, it achieves a 58% increase in throughput, significantly surpassing both SVD and SliceGPT. However, at com-

**Table 7:** Compute time.

Model	MoDeGPT (ours)		LLM surgeon [58]	
	Time	GPUs	Time	GPUs
LLAMA-2 7B	4h09m	1xA100	17h08m	4xH100
LLAMA-2 13B	8h26m	1xA100	1d9h26m	8xH100

**Figure 3:** Speedup vs. compression. MoDeGPT achieves a 58% increase in throughput, significantly surpassing both SVD and SliceGPT. However, at com-

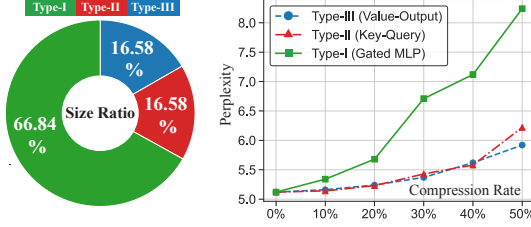


Figure 4: Module-wise compression in LLAMA-2 7B.

Type	I	II	III
Parameters	Gated MLP	Key-Query	Value-Output
Method	Nyström	CR	SVD
Complexity	$O(d_{\text{int}}^3)$	$O(d_h^3/H^2)$	$O(Hd_h^3)$
Effective $r$	0.094	0.121	0.095
Time	1h13m (28.63%)	0h36m (14.12%)	2h26m (57.25%)

Table 8: Module breakdown statistics.

pression rates below 10%, throughput drops below that of the uncompressed model. This decrease is attributed to the implementation of the compressed Type-II module, which needs an optimized kernel to better parallelize the computation of the pruned attention heads. We leave the implementation of such an optimized computation kernel as future work to address the corner case.

#### 4.5 ABLATION STUDY

First, we examined the compression effects on each module type within LLAMA-2 7B. In Figure 4, the left panel shows that the majority of parameters are Type-I (gated MLP), which causes the major portion of perplexity deterioration when compressed, as shown in the right panel. The effective ratio  $r$  in Table 8 presents the slope of perplexity increase normalized by module size, showing that Type-II is the most sensitive module type. This aligns with our theoretical results, showing that Type-II has the weakest error bound since it is constrained by the complete spectrum, not merely a residual one (see Propositions 1, 2, 3). Additionally, Type-III module, where SVD is applied, takes up over 50% of the compression time, but it provides a milder perplexity change with a large compression rate.

Second, we explored the effects of calibration size on a 30% compressed LLAMA-2 7B model. As shown in Figure 5, increasing the calibration size initially boosts performance; however, the gains in zero-shot performance diminish for sizes larger than 128.

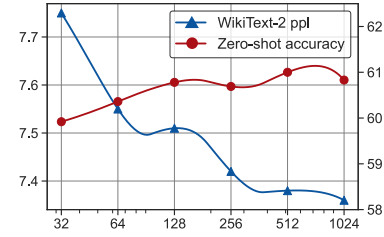


Figure 5: Impact of calibration size.

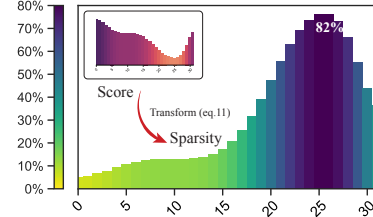


Figure 6: Score-to-sparsity conversion.

Lastly, we assessed the effects of sparsity allocation on the same model. Figure 6 displays the score-to-sparsity mapping outlined in Section 3.3 with  $\varepsilon = 0.1$ , where darker regions indicate higher sparsity. Our result suggests that some layers (e.g., layer 26) can eliminate up to 82% of parameters without a major impact on accuracy. Table 9 shows our global sparsity allocation strategy significantly outperforms a naive uniform approach, suggesting that our decomposition method can work well with a simple scoring function for global sparsity assignment.

Table 9: Sparsity allocation.

	Perplexity ↓	Zero-Shot Acc. ↑
Dense	5.12	69.00%
Uniform	9.06	53.47%
Sparsity Alloc.	7.51	60.78%

## 5 CONCLUSION

In this work, we introduced **MoDeGPT**, a novel structured compression method that generalizes matrix decomposition to the modular level, achieving state-of-the-art results for structured model compression via low-rank decomposition. Our approach has a strong theoretical grounding, offering bounds on the reconstruction errors for the components in the Transformers. Furthermore, MoDeGPT stands out by relying solely on forward propagation to achieve comparable or better compression performance to methods that use the gradients from backward propagation. We believe our novel methods and findings will inspire more theoretical and algorithmic innovations for training-free model compression.

## References

- [1] AI@Meta. Llama 3 model card. <https://github.com/meta-llama/llama3/blob/main>, 2024.
- [2] Joshua Ainslie, James Lee-Thorp, Michiel de Jong, Yury Zemlyanskiy, Federico Lebrón, and Sumit Sanghai. Gqa: Training generalized multi-query transformer models from multi-head checkpoints. *arXiv preprint arXiv:2305.13245*, 2023.
- [3] Aida Amini, Saadia Gabriel, Peter Lin, Rik Koncel-Kedziorski, Yejin Choi, and Hannaneh Hajishirzi. Mathqa: Towards interpretable math word problem solving with operation-based formalisms. *arXiv preprint arXiv:1905.13319*, 2019.
- [4] Yongqi An, Xu Zhao, Tao Yu, Ming Tang, and Jinqiao Wang. Fluctuation-based adaptive structured pruning for large language models. In *Proceedings of the AAAI Conference on Artificial Intelligence*, volume 38, pages 10865–10873, 2024.
- [5] Saleh Ashkboos, Maximilian L Croci, Marcelo Gennari do Nascimento, Torsten Hoeffler, and James Hensman. Sliceqpt: Compress large language models by deleting rows and columns. *arXiv preprint arXiv:2401.15024*, 2024.
- [6] Haoli Bai, Wei Zhang, Lu Hou, Lifeng Shang, Jing Jin, Xin Jiang, Qun Liu, Michael Lyu, and Irwin King. Binarybert: Pushing the limit of bert quantization. *arXiv preprint arXiv:2012.15701*, 2020.
- [7] Yonatan Bisk, Rowan Zellers, Jianfeng Gao, Yejin Choi, et al. Piqa: Reasoning about physical commonsense in natural language. In *Proceedings of the AAAI conference on artificial intelligence*, volume 34, pages 7432–7439, 2020.
- [8] Patrick Chen, Hsiang-Fu Yu, Inderjit Dhillon, and Cho-Jui Hsieh. Drone: Data-aware low-rank compression for large nlp models. *Advances in neural information processing systems*, 34:29321–29334, 2021.
- [9] Xiaodong Chen, Yuxuan Hu, and Jing Zhang. Compressing large language models by streamlining the unimportant layer. *arXiv preprint arXiv:2403.19135*, 2024.
- [10] Christopher Clark, Kenton Lee, Ming-Wei Chang, Tom Kwiatkowski, Michael Collins, and Kristina Toutanova. Boolq: Exploring the surprising difficulty of natural yes/no questions. *arXiv preprint arXiv:1905.10044*, 2019.
- [11] Peter Clark, Isaac Cowhey, Oren Etzioni, Tushar Khot, Ashish Sabharwal, Carissa Schoenick, and Oyvind Tafjord. Think you have solved question answering? try arc, the ai2 reasoning challenge. *arXiv preprint arXiv:1803.05457*, 2018.
- [12] Tim Dettmers, Ruslan Svirschevski, Vage Egiazarian, Denis Kuznedelev, Elias Frantar, Saleh Ashkboos, Alexander Borzunov, Torsten Hoeffler, and Dan Alistarh. Spqr: A sparse-quantized representation for near-lossless llm weight compression. *arXiv preprint arXiv:2306.03078*, 2023.
- [13] Peijie Dong, Lujun Li, Zhenheng Tang, Xiang Liu, Xinglin Pan, Qiang Wang, and Xiaowen Chu. Pruner-zero: Evolving symbolic pruning metric from scratch for large language models. *arXiv preprint arXiv:2406.02924*, 2024.
- [14] Xin Dong, Shangyu Chen, and Sinno Pan. Learning to prune deep neural networks via layer-wise optimal brain surgeon. In *Advances in Neural Information Processing Systems*, pages 4857–4867, 2017.
- [15] Petros Drineas, Ravi Kannan, and Michael W Mahoney. Fast monte carlo algorithms for matrices i: Approximating matrix multiplication. *SIAM Journal on Computing*, 36(1):132–157, 2006.
- [16] Elias Frantar and Dan Alistarh. Optimal brain compression: A framework for accurate post-training quantization and pruning. *Advances in Neural Information Processing Systems*, 35:4475–4488, 2022.

- [17] Elias Frantar and Dan Alistarh. Sparsegpt: Massive language models can be accurately pruned in one-shot. In *International Conference on Machine Learning*, pages 10323–10337. PMLR, 2023.
- [18] Elias Frantar, Saleh Ashkboos, Torsten Hoefer, and Dan Alistarh. Gptq: Accurate post-training quantization for generative pre-trained transformers. *arXiv preprint arXiv:2210.17323*, 2022.
- [19] Leo Gao, Jonathan Tow, Stella Biderman, Sid Black, Anthony DiPofi, Charles Foster, Laurence Golding, Jeffrey Hsu, Kyle McDonell, Niklas Muennighoff, et al. A framework for few-shot language model evaluation. *Version v0. 0.1. Sept*, page 8, 2021.
- [20] Amir Gholami, Sehoon Kim, Zhen Dong, Zhewei Yao, Michael W Mahoney, and Kurt Keutzer. A survey of quantization methods for efficient neural network inference. In *Low-Power Computer Vision*, pages 291–326. Chapman and Hall/CRC, 2022.
- [21] Alex Gittens and Michael Mahoney. Revisiting the nystrom method for improved large-scale machine learning. In *International Conference on Machine Learning*, pages 567–575. PMLR, 2013.
- [22] Gene H Golub and Christian Reinsch. Singular value decomposition and least squares solutions. In *Handbook for Automatic Computation: Volume II: Linear Algebra*, pages 134–151. Springer, 1971.
- [23] Manish Gupta and Puneet Agrawal. Compression of deep learning models for text: A survey. *ACM Transactions on Knowledge Discovery from Data (TKDD)*, 16(4):1–55, 2022.
- [24] Masafumi Hagiwara. A simple and effective method for removal of hidden units and weights. *Neurocomputing*, 6(2):207–218, 1994.
- [25] Song Han, Jeff Pool, John Tran, and William Dally. Learning both weights and connections for efficient neural network. In *Advances in neural information processing systems*, pages 1135–1143, 2015.
- [26] Babak Hassibi, David G Stork, and Gregory J Wolff. Optimal brain surgeon and general network pruning. In *IEEE international conference on neural networks*, pages 293–299. IEEE, 1993.
- [27] Yen-Chang Hsu, Ting Hua, Sungen Chang, Qian Lou, Yilin Shen, and Hongxia Jin. Language model compression with weighted low-rank factorization. *arXiv preprint arXiv:2207.00112*, 2022.
- [28] Edward J Hu, Yelong Shen, Phillip Wallis, Zeyuan Allen-Zhu, Yuanzhi Li, Shean Wang, Lu Wang, and Weizhu Chen. Lora: Low-rank adaptation of large language models. *arXiv preprint arXiv:2106.09685*, 2021.
- [29] Zehao Huang and Naiyan Wang. Data-driven sparse structure selection for deep neural networks. In *Proceedings of the European conference on computer vision (ECCV)*, pages 304–320, 2018.
- [30] Yixin Ji, Yang Xiang, Juntao Li, Wei Chen, Zhongyi Liu, Kehai Chen, and Min Zhang. Feature-based low-rank compression of large language models via bayesian optimization. *arXiv preprint arXiv:2405.10616*, 2024.
- [31] Eldar Kurtic, Daniel Campos, Tuan Nguyen, Elias Frantar, Mark Kurtz, Benjamin Fineran, Michael Goin, and Dan Alistarh. The optimal bert surgeon: Scalable and accurate second-order pruning for large language models. *arXiv preprint arXiv:2203.07259*, 2022.
- [32] Lambda. Lambda cloud. <https://lambdalabs.com/>, 2024.
- [33] Yann LeCun, John Denker, and Sara Solla. Optimal brain damage. *Advances in neural information processing systems*, 2, 1989.
- [34] Hao Li, Asim Kadav, Igor Durdanovic, Hanan Samet, and Hans Peter Graf. Pruning filters for efficient convnets. *ICLR*, 2017.
- [35] Zhuang Liu, Jianguo Li, Zhiqiang Shen, Gao Huang, Shoumeng Yan, and Changshui Zhang. Learning efficient convolutional networks through network slimming. In *ICCV*, 2017.

- [36] Xinyin Ma, Gongfan Fang, and Xinchao Wang. Llm-pruner: On the structural pruning of large language models. *Advances in neural information processing systems*, 36:21702–21720, 2023.
- [37] Mitch Marcus, Beatrice Santorini, and Mary Ann Marcinkiewicz. Building a large annotated corpus of english: The penn treebank. *Computational linguistics*, 19(2):313–330, 1993.
- [38] Shannon McCurdy. Ridge regression and provable deterministic ridge leverage score sampling. *Advances in Neural Information Processing Systems*, 31, 2018.
- [39] Xin Men, Mingyu Xu, Qingyu Zhang, Bingning Wang, Hongyu Lin, Yaojie Lu, Xianpei Han, and Weipeng Chen. Shortgpt: Layers in large language models are more redundant than you expect. *arXiv preprint arXiv:2403.03853*, 2024.
- [40] Stephen Merity, Caiming Xiong, James Bradbury, and Richard Socher. Pointer sentinel mixture models. *arXiv preprint arXiv:1609.07843*, 2016.
- [41] Todor Mihaylov, Peter Clark, Tushar Khot, and Ashish Sabharwal. Can a suit of armor conduct electricity? a new dataset for open book question answering. *arXiv preprint arXiv:1809.02789*, 2018.
- [42] Cameron Musco and Christopher Musco. Recursive sampling for the nystrom method. *Advances in neural information processing systems*, 30, 2017.
- [43] Matan Ben Noach and Yoav Goldberg. Compressing pre-trained language models by matrix decomposition. In *Proceedings of the 1st Conference of the Asia-Pacific Chapter of the Association for Computational Linguistics and the 10th International Joint Conference on Natural Language Processing*, pages 884–889, 2020.
- [44] R OpenAI. Gpt-4 technical report. arxiv 2303.08774. *View in Article*, 2(5), 2023.
- [45] Haojie Pan, Chengyu Wang, Minghui Qiu, Yichang Zhang, Yaliang Li, and Jun Huang. Meta-kd: A meta knowledge distillation framework for language model compression across domains. *arXiv preprint arXiv:2012.01266*, 2020.
- [46] Daniel Povey, Gaofeng Cheng, Yiming Wang, Ke Li, Hainan Xu, Mahsa Yarmohammadi, and Sanjeev Khudanpur. Semi-orthogonal low-rank matrix factorization for deep neural networks. In *Interspeech*, pages 3743–3747, 2018.
- [47] Keisuke Sakaguchi, Ronan Le Bras, Chandra Bhagavatula, and Yejin Choi. Winogrande: An adversarial winograd schema challenge at scale. *Communications of the ACM*, 64(9):99–106, 2021.
- [48] Sidak Pal Singh and Dan Alistarh. Woodfisher: Efficient second-order approximation for neural network compression. *Advances in Neural Information Processing Systems*, 33:18098–18109, 2020.
- [49] Jianlin Su, Murtadha Ahmed, Yu Lu, Shengfeng Pan, Wen Bo, and Yunfeng Liu. Roformer: Enhanced transformer with rotary position embedding. *Neurocomputing*, 568:127063, 2024.
- [50] Mingjie Sun, Zhuang Liu, Anna Bair, and J Zico Kolter. A simple and effective pruning approach for large language models. In *The Twelfth International Conference on Learning Representations*, 2024.
- [51] Siqi Sun, Yu Cheng, Zhe Gan, and Jingjing Liu. Patient knowledge distillation for bert model compression. *arXiv preprint arXiv:1908.09355*, 2019.
- [52] Siqi Sun, Zhe Gan, Yu Cheng, Yuwei Fang, Shuohang Wang, and Jingjing Liu. Contrastive distillation on intermediate representations for language model compression. *arXiv preprint arXiv:2009.14167*, 2020.
- [53] Taiji Suzuki, Hiroshi Abe, Tomoya Murata, Shingo Horiuchi, Kotaro Ito, Tokuma Wachi, So Hirai, Masatoshi Yukishima, and Tomoaki Nishimura. Spectral pruning: Compressing deep neural networks via spectral analysis and its generalization error. *arXiv preprint arXiv:1808.08558*, 2018.

- [54] Rohan Taori, Ishaan Gulrajani, Tianyi Zhang, Yann Dubois, Xuechen Li, Carlos Guestrin, Percy Liang, and Tatsunori B Hashimoto. Stanford alpaca: An instruction-following llama model, 2023.
- [55] Gemma Team, Thomas Mesnard, Cassidy Hardin, Robert Dadashi, Surya Bhupatiraju, Shreya Pathak, Laurent Sifre, Morgane Rivière, Mihir Sanjay Kale, Juliette Love, et al. Gemma: Open models based on gemini research and technology. *arXiv preprint arXiv:2403.08295*, 2024.
- [56] Romal Thoppilan, Daniel De Freitas, Jamie Hall, Noam Shazeer, Apoorv Kulshreshtha, Heng-Tze Cheng, Alicia Jin, Taylor Bos, Leslie Baker, Yu Du, et al. Lamda: Language models for dialog applications. *arXiv preprint arXiv:2201.08239*, 2022.
- [57] Hugo Touvron, Thibaut Lavril, Gautier Izacard, Xavier Martinet, Marie-Anne Lachaux, Timothée Lacroix, Baptiste Rozière, Naman Goyal, Eric Hambro, Faisal Azhar, et al. Llama: Open and efficient foundation language models. *arXiv preprint arXiv:2302.13971*, 2023.
- [58] Tycho FA van der Ouderaa, Markus Nagel, Mart Van Baalen, Yuki M Asano, and Tijmen Blankevoort. The llm surgeon. *arXiv preprint arXiv:2312.17244*, 2023.
- [59] Ashish Vaswani, Noam Shazeer, Niki Parmar, Jakob Uszkoreit, Llion Jones, Aidan N Gomez, Łukasz Kaiser, and Illia Polosukhin. Attention is all you need. *Advances in neural information processing systems*, 30, 2017.
- [60] Chaoqi Wang, Roger Grosse, Sanja Fidler, and Guodong Zhang. Eigendamage: Structured pruning in the kronecker-factored eigenbasis. *ICML*, 2019.
- [61] Hongyu Wang, Shuming Ma, Li Dong, Shaohan Huang, Huaijie Wang, Lingxiao Ma, Fan Yang, Ruiping Wang, Yi Wu, and Furu Wei. Bitnet: Scaling 1-bit transformers for large language models. *arXiv preprint arXiv:2310.11453*, 2023.
- [62] Xin Wang, Yu Zheng, Zhongwei Wan, and Mi Zhang. Svd-llm: Truncation-aware singular value decomposition for large language model compression. *arXiv preprint arXiv:2403.07378*, 2024.
- [63] Ziheng Wang, Jeremy Wohlwend, and Tao Lei. Structured pruning of large language models. *arXiv preprint arXiv:1910.04732*, 2019.
- [64] Thomas Wolf, Lysandre Debut, Victor Sanh, Julien Chaumond, Clement Delangue, Anthony Moi, Pierric Cistac, Tim Rault, Rémi Louf, Morgan Funtowicz, et al. Huggingface’s transformers: State-of-the-art natural language processing. *arXiv preprint arXiv:1910.03771*, 2019.
- [65] Mengzhou Xia, Zexuan Zhong, and Danqi Chen. Structured pruning learns compact and accurate models. *arXiv preprint arXiv:2204.00408*, 2022.
- [66] Mingxue Xu, Yao Lei Xu, and Danilo P Mandic. Tensorgpt: Efficient compression of the embedding layer in llms based on the tensor-train decomposition. *arXiv preprint arXiv:2307.00526*, 2023.
- [67] Yifei Yang, Zouying Cao, and Hai Zhao. Laco: Large language model pruning via layer collapse. *arXiv preprint arXiv:2402.11187*, 2024.
- [68] Lu Yin, You Wu, Zhenyu Zhang, Cheng-Yu Hsieh, Yaqing Wang, Yiling Jia, Mykola Pechenizkiy, Yi Liang, Zhangyang Wang, and Shiwei Liu. Outlier weighed layerwise sparsity (owl): A missing secret sauce for pruning llms to high sparsity. *arXiv preprint arXiv:2310.05175*, 2023.
- [69] Hao Yu and Jianxin Wu. Compressing transformers: features are low-rank, but weights are not! In *Proceedings of the AAAI Conference on Artificial Intelligence*, volume 37, pages 11007–11015, 2023.
- [70] Xin Yu, Thiago Serra, Srikumar Ramalingam, and Shandian Zhe. The combinatorial brain surgeon: pruning weights that cancel one another in neural networks. In *International Conference on Machine Learning*, pages 25668–25683. PMLR, 2022.



- [71] Zhihang Yuan, Yuzhang Shang, Yue Song, Qiang Wu, Yan Yan, and Guangyu Sun. Asvd: Activation-aware singular value decomposition for compressing large language models. *arXiv preprint arXiv:2312.05821*, 2023.
- [72] Ofir Zafrir, Ariel Larey, Guy Boudoukh, Haihao Shen, and Moshe Wasserblat. Prune once for all: Sparse pre-trained language models. *arXiv preprint arXiv:2111.05754*, 2021.
- [73] Rowan Zellers, Ari Holtzman, Yonatan Bisk, Ali Farhadi, and Yejin Choi. Hellaswag: Can a machine really finish your sentence? *arXiv preprint arXiv:1905.07830*, 2019.
- [74] Susan Zhang, Stephen Roller, Naman Goyal, Mikel Artetxe, Moya Chen, Shuohui Chen, Christopher Dewan, Mona Diab, Xian Li, Xi Victoria Lin, et al. Opt: Open pre-trained transformer language models. *arXiv preprint arXiv:2205.01068*, 2022.
- [75] Xunyu Zhu, Jian Li, Yong Liu, Can Ma, and Weiping Wang. A survey on model compression for large language models. *arXiv preprint arXiv:2308.07633*, 2023.

## Supplementary Material

### Contents

<b>A</b>	<b>PROOFS</b>	<b>17</b>
A.1	Proof of Theorem 1 and Proposition 1: MLP Compression with Nyström Approximation	17
A.2	Proof of Theorem 2 and Proposition 2: Key-Query Compression with CR Approximation . . . . .	19
A.3	Proof of Theorem 3 and Proposition 3: Value-Output Compression with SVD . . .	20
A.4	Proof of Theorem 4: Global Sparsity Allocation . . . . .	20
<b>B</b>	<b>ADDITIONAL EXPERIMENTS</b>	<b>22</b>
B.1	Modified Algorithms for Grouped Query Attention . . . . .	22
B.2	Implementation Details . . . . .	22
B.3	Additional Generation and Zero-Shot Experiments . . . . .	23
B.4	Recovery Fine-tuning . . . . .	25
B.5	Combination of MoDeGPT and SliceGPT . . . . .	26
B.6	Compression Time and Memory Consumption . . . . .	27
B.7	Global Sparsity Allocation . . . . .	28
B.8	Ablation Study on Compression in Each Module . . . . .	29
B.9	Scalability to Larger Models . . . . .	29
B.10	High Compression Rate Experiments . . . . .	29
B.11	Sensitivity Analysis of Dfferent Calibration Sets . . . . .	30
B.12	Additional Speedup Experiments . . . . .	30
<b>C</b>	<b>Limitations and Broader Impacts</b>	<b>31</b>

## A PROOFS

This section provides proofs for the theorems and propositions in the main text, along with definitions and assumptions for formalism.

First, we define the following notation.

**Definition 2** (Column Selection Matrix). A  $k$ -column selection matrix  $\mathbf{S}_k$  is a matrix with  $k$  columns where each column has a single non-zero element indicating the selected index. For example,  $\mathbf{S}_3 = \begin{bmatrix} 0 & 0 & 1 & 0 \\ 0 & 1 & 0 & 0 \\ 0 & 0 & 0 & 1 \end{bmatrix}^\top$  is a 3-column selection matrix selecting the third, second, and fourth columns. An important property is that any matrix right-multiplied by a column selection matrix will result in a matrix consisting of the selected columns.

Next, we make an assumption regarding the nonlinear functions used in all modules, which is crucial for validating our algorithms.

**Assumption 1.** Any column selection matrix  $\mathbf{S}$  is commutative with the nonlinear functions under consideration. Specifically, the function  $\sigma$  satisfies the property that  $\sigma(\mathbf{X})\mathbf{S} = \sigma(\mathbf{X}\mathbf{S})$  for any  $\mathbf{X}$  and any column selection matrix  $\mathbf{S}$ .

Importantly, Assumption 1 is met by any activation function that operates element-wise on the inputs, as well as by widely used embedding functions, such as the rotary positional embedding [49].

### A.1 Proof of Theorem 1 and Proposition 1: MLP Compression with Nyström Approximation

**Theorem 1** (MLP compression can be solved by Nyström approximation). Let  $\hat{\mathbf{W}}_U$  be searched over the matrix multiplication form  $\mathbf{W}_U \mathbf{S}_k$ , where  $\mathbf{S}_k$  is a  $k$ -column selection matrix, and let  $\hat{\mathbf{W}}_D$  be searched over  $\mathbb{R}^{k \times d_h}$ . The optimal  $\hat{\mathbf{W}}_D^*$  can then be expressed as:  $(\mathbf{S}_k^\top \mathbf{C}_\sigma^{\frac{1}{2}} \mathbf{S}_k)^\dagger \mathbf{S}_k^\top \mathbf{C}_\sigma^{\frac{1}{2}} \mathbf{W}_D$ . Using  $\mathbf{W}_U \mathbf{S}_k$  and  $\hat{\mathbf{W}}_D^*$  as the compressed matrices, the Type-I reconstruction error in equation 6 satisfies:

$$V_I \leq \|\mathbf{W}_D\|_2^2 \mathcal{E}_{\text{Nys}}^2(\mathbf{C}_\sigma^{\frac{1}{2}}), \quad (12)$$

where  $\mathcal{E}_{\text{Nys}}(\mathbf{C}_\sigma^{\frac{1}{2}})$  denotes the Nyström approximation error, defined in Def. 1, relative to the activation correlation matrix  $\mathbf{C}_\sigma \triangleq \sum_{i=1}^N \sigma(\mathbf{X}_i \mathbf{W}_U)^\top \sigma(\mathbf{X}_i \mathbf{W}_U)$ , using the same  $\mathbf{S}_k$  in the compression of  $\mathbf{W}_U$ .

*Proof.* Ideally, we want to seek low-rank matrices  $\mathbf{W}_U$ ,  $\mathbf{W}_D$  without any constraint; however, the nonlinearity between the two matrices makes the optimal solution intractable. To overcome the nonlinearity between the two matrices, we instead restrict the compressed up matrix  $\hat{\mathbf{W}}_U$  to be of the form  $\mathbf{W}_U \mathbf{S}_k$ ,  $\mathbf{S}_k \in \mathbb{R}^{d \times k}$  is a  $k$ -column selection matrix and  $\hat{\mathbf{W}}_D$  is a general  $\mathbb{R}^{k \times d}$  matrix. Plug in this form, we can simplify equation 6 as

$$\begin{aligned} & \min_{\mathbf{S}_k, \hat{\mathbf{W}}_D} \sum_{i=1}^N \|f(\mathbf{X}_i) - \sigma(\mathbf{X}_i \mathbf{W}_U \mathbf{S}_k) \hat{\mathbf{W}}_D\|_F^2 \\ & \stackrel{(a)}{=} \min_{\mathbf{S}_k, \hat{\mathbf{W}}_D} \sum_{i=1}^N \|\sigma(\mathbf{X}_i \mathbf{W}_U) \mathbf{W}_D - \sigma(\mathbf{X}_i \mathbf{W}_U) \mathbf{S}_k \hat{\mathbf{W}}_D\|_F^2 \\ & = \min_{\mathbf{S}_k, \hat{\mathbf{W}}_D} \text{Tr} \left( \sum_{i=1}^N \sigma(\mathbf{X}_i \mathbf{W}_U)^\top \sigma(\mathbf{X}_i \mathbf{W}_U) (\mathbf{W}_D - \mathbf{S}_k \hat{\mathbf{W}}_D) (\mathbf{W}_D - \mathbf{S}_k \hat{\mathbf{W}}_D)^\top \right) \\ & = \min_{\mathbf{S}_k, \hat{\mathbf{W}}_D} \|\mathbf{C}_\sigma^{\frac{1}{2}} (\mathbf{W}_D - \mathbf{S}_k \hat{\mathbf{W}}_D)\|_F^2, \end{aligned} \quad (13)$$

where  $\mathbf{C}_\sigma$  is the empirical correlation matrix of latent features  $\mathbf{C}_\sigma = \sum_{i=1}^N \sigma(\mathbf{X}_i \mathbf{W}_U)^\top \sigma(\mathbf{X}_i \mathbf{W}_U)$ , and (a) follows from Assumption 1. Setting the gradient of the last expression with respect to  $\hat{\mathbf{W}}_D$  to zero, we obtain the optimal down matrix  $\hat{\mathbf{W}}_D^* = (\mathbf{S}_k^\top \mathbf{C}_\sigma^{\frac{1}{2}} \mathbf{S}_k)^\dagger \mathbf{S}_k^\top \mathbf{C}_\sigma^{\frac{1}{2}} \mathbf{W}_D$ . After Plugging this

back to the objective, we can further simplify the objective into,

$$\begin{aligned} & \min_{\mathbf{S}_k} \left\| \left( \mathbf{C}_\sigma^{\frac{1}{2}} - \mathbf{C}_\sigma^{\frac{1}{2}} \mathbf{S}_k \left( \mathbf{S}_k^\top \mathbf{C}_\sigma^{\frac{1}{2}} \mathbf{S}_k \right)^\dagger \mathbf{S}_k^\top \mathbf{C}_\sigma^{\frac{1}{2}} \right) \mathbf{W}_D \right\|_F^2 \\ & \leq \|\mathbf{W}_D\|_2^2 \min_{\mathbf{S}_k} \left\| \mathbf{C}_\sigma^{\frac{1}{2}} - \mathbf{C}_\sigma^{\frac{1}{2}} \mathbf{S}_k \left( \mathbf{S}_k^\top \mathbf{C}_\sigma^{\frac{1}{2}} \mathbf{S}_k \right)^\dagger \mathbf{S}_k^\top \mathbf{C}_\sigma^{\frac{1}{2}} \right\|_F^2 = \|\mathbf{W}_D\|_2^2 \mathcal{E}_{\text{Nys}}^2(\mathbf{C}_\sigma^{\frac{1}{2}}). \end{aligned} \quad (14)$$

Now, observe that the error on the right side of equation 14 is equal to the Nyström matrix approximation to the matrix  $\mathbf{C}_\sigma^{\frac{1}{2}}$  in Definition 1. Hence, the variable  $\mathbf{S}_k$  can be optimized with any Nyström approximation algorithm [21]. In this work, we adapt a deterministic Nyström algorithm, Algorithm 1, that has the theoretical guarantee proved in the next proposition.  $\square$

**Proposition 1.** Suppose that the rank  $k$  and the scores  $s_i$  in Algorithm 1 are chosen such that there exists an error  $\varepsilon > 0$  satisfying  $\varepsilon \geq \sum_{i=k+1}^{d_{\text{int}}} s_i$ , then the Type-I modular reconstruction error in equation 6 is bounded by  $V_I \leq \|\mathbf{W}_D\|_2^2 \frac{\varepsilon^2 d_{\text{int}}^2}{k^2(1-\varepsilon)^2} \sum_{i=k+1}^{d_{\text{int}}} \sigma_i(\mathbf{C}_\sigma)$ , where  $d_{\text{int}}$  and  $\sigma_i$  denote the intermediate dimension (i.e., the input dimension of  $\mathbf{W}_D$ ) and singular values, respectively.

*Proof.* Since our column selection is equivalent to applying the deterministic ridge leverage score sampling (DRLS) to  $\mathbf{C}_\sigma^{\frac{1}{4}}$  [38], Theorem 1 in [38] implies that

$$(1 - \varepsilon) \mathbf{C}_\sigma^{\frac{1}{2}} - \frac{\varepsilon}{k} \left\| (\mathbf{C}_\sigma^{\frac{1}{4}})_{\setminus k} \right\|_F^2 \mathbf{I} \preceq \mathbf{C}_\sigma^{\frac{1}{4}} \mathbf{S}_k \mathbf{S}_k^\top \mathbf{C}_\sigma^{\frac{1}{4}} \preceq \mathbf{C}_\sigma^{\frac{1}{2}} \quad (15)$$

$$\Rightarrow \mathbf{C}_\sigma^{\frac{1}{2}} \preceq \frac{\varepsilon}{k(1-\varepsilon)} \left\| (\mathbf{C}_\sigma^{\frac{1}{4}})_{\setminus k} \right\|_F^2 \mathbf{I} + \frac{1}{1-\varepsilon} \mathbf{C}_\sigma^{\frac{1}{4}} \mathbf{S}_k \mathbf{S}_k^\top \mathbf{C}_\sigma^{\frac{1}{4}}. \quad (16)$$

Next, we define  $\mathbf{P} = \mathbf{C}_\sigma^{\frac{1}{4}} \mathbf{S}_k (\mathbf{S}_k^\top \mathbf{C}_\sigma^{\frac{1}{2}} \mathbf{S}_k)^\dagger \mathbf{S}_k^\top \mathbf{C}_\sigma^{\frac{1}{4}}$ . We note that  $\mathbf{P}$  is the projection matrix of the column space of  $\mathbf{C}_\sigma^{\frac{1}{4}} \mathbf{S}$ . Now, we multiply  $\mathbf{I} - \mathbf{P}$  to both sides in the previous inequality to get

$$(\mathbf{I} - \mathbf{P}) \mathbf{C}_\sigma^{\frac{1}{2}} (\mathbf{I} - \mathbf{P}) \quad (17)$$

$$\preceq \frac{\varepsilon}{k(1-\varepsilon)} \left\| (\mathbf{C}_\sigma^{\frac{1}{4}})_{\setminus k} \right\|_F^2 (\mathbf{I} - \mathbf{P}) + \frac{1}{1-\varepsilon} (\mathbf{I} - \mathbf{P}) \mathbf{C}_\sigma^{\frac{1}{4}} \mathbf{S}_k \mathbf{S}_k^\top \mathbf{C}_\sigma^{\frac{1}{4}} (\mathbf{I} - \mathbf{P}) \quad (18)$$

$$\preceq \frac{\varepsilon}{k(1-\varepsilon)} \left\| (\mathbf{C}_\sigma^{\frac{1}{4}})_{\setminus k} \right\|_F^2 \mathbf{I}, \quad (19)$$

where in the last inequality we use the fact that  $\mathbf{I} - \mathbf{P} \preceq \mathbf{I}$  and that  $\mathbf{I} - \mathbf{P}$  is the orthogonal projection to the orthogonal complement of the column space  $\mathbf{C}_\sigma^{\frac{1}{4}} \mathbf{S}$  so that  $\mathbf{S}^\top \mathbf{C}_\sigma^{\frac{1}{4}} (\mathbf{I} - \mathbf{P}) = \mathbf{0}$ . Now, we have

$$\|(\mathbf{I} - \mathbf{P}) \mathbf{C}_\sigma^{\frac{1}{4}} \mathbf{C}_\sigma^{\frac{1}{4}} (\mathbf{I} - \mathbf{P})\|_2 \leq \frac{\varepsilon}{k(1-\varepsilon)} \left\| (\mathbf{C}_\sigma^{\frac{1}{4}})_{\setminus k} \right\|_F^2 = \frac{\varepsilon}{k(1-\varepsilon)} \sum_{i=k+1}^{d_{\text{int}}} \sigma_i(\mathbf{C}_\sigma^{\frac{1}{2}}) \quad (20)$$

$$\Rightarrow \|\mathbf{C}_\sigma^{\frac{1}{4}} (\mathbf{I} - \mathbf{P})^2 \mathbf{C}_\sigma^{\frac{1}{4}}\|_2 = \|\mathbf{C}_\sigma^{\frac{1}{4}} (\mathbf{I} - \mathbf{P}) \mathbf{C}_\sigma^{\frac{1}{4}}\|_2 \leq \frac{\varepsilon}{k(1-\varepsilon)} \sum_{i=k+1}^{d_{\text{int}}} \sigma_i(\mathbf{C}_\sigma^{\frac{1}{2}}). \quad (21)$$

Since  $\mathbf{C}_\sigma^{\frac{1}{4}} \mathbf{P} \mathbf{C}_\sigma^{\frac{1}{4}} = \mathbf{C}_\sigma^{\frac{1}{2}} \mathbf{S}_k \left( \mathbf{S}_k^\top \mathbf{C}_\sigma^{\frac{1}{2}} \mathbf{S}_k \right)^\dagger \mathbf{S}_k^\top \mathbf{C}_\sigma^{\frac{1}{2}}$ , the inequality is equivalent to

$$\|\mathbf{C}_\sigma^{\frac{1}{2}} - \mathbf{C}_\sigma^{\frac{1}{2}} \mathbf{S} \left( \mathbf{S}^\top \mathbf{C}_\sigma^{\frac{1}{2}} \mathbf{S} \right)^\dagger \mathbf{S}^\top \mathbf{C}_\sigma^{\frac{1}{2}}\|_2 \leq \frac{\varepsilon}{k(1-\varepsilon)} \sum_{i=k+1}^{d_{\text{int}}} \sigma_i(\mathbf{C}_\sigma^{\frac{1}{2}}). \quad (22)$$

Finally, we complete the proof by,

$$\begin{aligned} \mathcal{E}_{\text{Nys}}^2(\mathbf{C}_\sigma^{\frac{1}{2}}) & \stackrel{(a)}{\leq} d_{\text{int}} \|\mathbf{C}_\sigma^{\frac{1}{2}} - \mathbf{C}_\sigma^{\frac{1}{2}} \mathbf{S} \left( \mathbf{S}^\top \mathbf{C}_\sigma^{\frac{1}{2}} \mathbf{S} \right)^\dagger \mathbf{S}^\top \mathbf{C}_\sigma^{\frac{1}{2}}\|_2^2 \\ & \stackrel{(b)}{\leq} \frac{\varepsilon^2 d_{\text{int}}}{k^2(1-\varepsilon)^2} \left( \sum_{i=k+1}^{d_{\text{int}}} \sigma_i(\mathbf{C}_\sigma^{\frac{1}{2}}) \right)^2 \\ & \stackrel{(c)}{\leq} \frac{\varepsilon^2 d_{\text{int}}^2}{k^2(1-\varepsilon)^2} \sum_{i=k+1}^{d_{\text{int}}} \sigma_i(\mathbf{C}_\sigma), \end{aligned} \quad (23)$$

where (a) follows from that  $\|A\|_F \leq \sqrt{d}\|A\|_2$  for any matrix  $A \in \mathbb{R}^{d \times d}$ , (b) from equation 22, and (c) from Cauchy inequality that  $(\sum_{i=1}^n x_i)^2 \leq n \sum_{i=1}^n x_i^2$  for any sequence  $\{x_i\}_i$ .  $\square$

## A.2 Proof of Theorem 2 and Proposition 2: Key-Query Compression with CR Approximation

**Theorem 2 (Key-Query compression can be solved by CR approximation).** *Let the compressed  $\hat{W}_Q, \hat{W}_K$  to be the form of  $W_Q S_k, W_K S_k$ , then Type-II reconstruction error in equation 6 has*

$$V_{II} \leq \mathcal{E}_{CR}^2(C_K^{\frac{1}{2}} C_Q^{\frac{1}{2}}), \quad (24)$$

where  $\mathcal{E}_{CR}$  denotes the CR approximation error, defined in Def. 1, relative to  $C_Q^{1/2} C_K^{1/2}$ , utilizing the same  $S_k$  in the compression. Here, the matrices  $C_Q \triangleq \sum_{i=1}^N \sigma(\mathbf{X}_i W_Q)^\top \sigma(\mathbf{X}_i W_Q)$  and  $C_K \triangleq \sum_{i=1}^N \sigma(\mathbf{X}_i W_K)^\top \sigma(\mathbf{X}_i W_K)$  denote the correlation matrices of query and key states, respectively.

*Proof.* Regarding two nonlinear functions satisfying Assumption 1, we propose to optimize the reconstruction error with compressed key query matrices of the form  $W_K S_k, W_Q S_k$ , where  $S_k$  is some column selection matrix. Now the reconstruction error of this module is

$$\begin{aligned} & \sum_{i=1}^N \|f(\mathbf{X}_i) - \sigma_r(\mathbf{X}_i W_Q S_k) \sigma_r^\top(\mathbf{X}_i W_K S_k)\|_F^2 \\ \stackrel{(a)}{=} & \sum_{i=1}^N \|\sigma_r(\mathbf{X}_i W_Q) (\mathbf{I} - S_k S_k^\top) \sigma_r^\top(\mathbf{X}_i W_K)\|_F^2 \\ = & \sum_{i=1}^N \text{Tr}((\mathbf{I} - S_k S_k^\top) \sigma_r(\mathbf{X}_i W_Q)^\top \sigma_r(\mathbf{X}_i W_Q) (\mathbf{I} - S_k S_k^\top) \sigma_r(\mathbf{X}_i W_K)^\top \sigma_r(\mathbf{X}_i W_K)) \\ \stackrel{(b)}{\leq} & \text{Tr} \left( \sum_{i=1}^N (\mathbf{I} - S_k S_k^\top) \sigma_r(\mathbf{X}_i W_Q)^\top \sigma_r(\mathbf{X}_i W_Q) (\mathbf{I} - S_k S_k^\top) \sum_{j=1}^N \sigma_r(\mathbf{X}_j W_K)^\top \sigma_r(\mathbf{X}_j W_K) \right) \\ \stackrel{(c)}{\leq} & \text{Tr}(C_K (\mathbf{I} - S_k S_k^\top) C_Q) = \|C_K^{\frac{1}{2}} C_Q^{\frac{1}{2}} - C_K^{\frac{1}{2}} S_k S_k^\top C_Q^{\frac{1}{2}}\|_F^2 = \mathcal{E}_{CR}^2(C_K^{\frac{1}{2}} C_Q^{\frac{1}{2}}), \end{aligned} \quad (25)$$

where  $C_K = \sum_{i=1}^N \sigma(\mathbf{X}_i W_Q S_k)^\top \sigma(\mathbf{X}_i W_Q S_k)$ ,  $C_Q = \sum_{i=1}^N \sigma(\mathbf{X}_i W_K S_k)^\top \sigma(\mathbf{X}_i W_K S_k)$  are the correlation matrices associated with the outputs of  $W_Q$  and  $W_K$ , respectively. Here, (a) follows from Assumption 1, (b) follows from that  $(\mathbf{I} - S_k S_k^\top) \sigma_r(\mathbf{X}_i W_Q)^\top \sigma_r(\mathbf{X}_i W_Q) (\mathbf{I} - S_k S_k^\top)$  and  $\sigma_r(\mathbf{X}_j W_K)^\top \sigma_r(\mathbf{X}_j W_K)$  are positive semidefinite, and (c) follows from that  $\mathbf{I} - S_k S_k^\top \preceq \mathbf{I}$ . From the last expression, we observe that the reconstruction is bounded by the CR approximation [15] to the matrix-product  $C_K^{\frac{1}{2}} C_Q^{\frac{1}{2}}$ .  $\square$

**Proposition 2.** *If we adopt Algorithm 2 then Type-II modular reconstruction error is bounded by  $V_{II} \leq \left(\frac{d_h - k}{d_h}\right)^2 \left(\sum_{i=1}^{d_h} \sigma_i(C_K)\right) \left(\sum_{i=1}^{d_h} \sigma_i(C_Q)\right)$ , where  $\sigma_i$  denotes the singular values.*

*Proof.* Our Algorithm 2 is a deterministic variant of [15]. Recall that

$$\mathcal{E}_{CR}(C_K^{\frac{1}{2}} C_Q^{\frac{1}{2}}) = \|C_K^{\frac{1}{2}} C_Q^{\frac{1}{2}} - C_K^{\frac{1}{2}} S_k S_k^\top C_Q^{\frac{1}{2}}\|_F = \left\| \sum_{i=k+1}^d \mathbf{k}_i \mathbf{q}_i^\top \right\|_F, \quad (26)$$

where  $\mathbf{k}_i$  and  $\mathbf{q}_i$  are the  $i$ -th column and  $i$ -th row of  $\mathbf{C}_k^{\frac{1}{2}}$  and  $\mathbf{C}_q^{\frac{1}{2}}$ , respectively. Then,

$$\left\| \sum_{i=k+1}^d \mathbf{k}_i \mathbf{q}_i^\top \right\|_F \leq \sum_{i=k+1}^d \|\mathbf{k}_i\|_2 \|\mathbf{q}_i\|_2 \stackrel{(a)}{\leq} \sqrt{\left( \sum_{i=k+1}^d \|\mathbf{k}_i\|_2^2 \right) \left( \sum_{i=k+1}^d \|\mathbf{q}_i\|_2^2 \right)} \quad (27)$$

$$\stackrel{(b)}{\leq} \frac{d-k}{d} \sqrt{\left( \sum_{i=1}^d \|\mathbf{k}_i\|_2^2 \right) \left( \sum_{i=1}^d \|\mathbf{q}_i\|_2^2 \right)} = \frac{d-k}{d} \|\mathbf{C}_K^{\frac{1}{2}}\|_F \|\mathbf{C}_Q^{\frac{1}{2}}\|_F \quad (28)$$

$$= \frac{d-k}{d} \sqrt{\left( \sum_{i=1}^d \sigma_i(\mathbf{C}_K) \right) \left( \sum_{i=1}^d \sigma_i(\mathbf{C}_Q) \right)}, \quad (29)$$

where in (a) we use Cauchy-Schwartz inequality and in (b) we use the fact that the column selection is based on the norm product in Algorithm 2.  $\square$

### A.3 Proof of Theorem 3 and Proposition 3: Value-Output Compression with SVD

**Theorem 3 (Value-Output compression can be solved by SVD).** *If we search  $\hat{\mathbf{W}}_V$  and  $\hat{\mathbf{W}}_O$  over  $\mathbb{R}^{d_h \times k}$  and  $\mathbb{R}^{k \times d}$ , respectively, the optimum in equation 6 is  $\hat{\mathbf{W}}_V = \mathbf{C}^{-\frac{1}{2}} \mathbf{U}_k$  and  $\hat{\mathbf{W}}_O = \mathbf{\Sigma} \mathbf{V}^\top$ . Here,  $\mathbf{U} \mathbf{\Sigma} \mathbf{V}^\top$  and  $\mathbf{C} \triangleq \sum_{i=1}^N \mathbf{X}_i^\top \mathbf{X}_i$  are the SVD of  $\mathbf{C}^{\frac{1}{2}} \mathbf{W}_V \mathbf{W}_O$  and input correlation matrix, respectively. The corresponding Type-III reconstruction error in equation 6 is the SVD approximation error, defined in Def. 1, relative to  $\mathbf{C}^{\frac{1}{2}} \mathbf{W}_V \mathbf{W}_O$ :*

$$V_{III} = \mathcal{E}_{\text{SVD}}^2(\mathbf{C}^{\frac{1}{2}} \mathbf{W}_V \mathbf{W}_O). \quad (30)$$

*Proof.*  $\hat{\mathbf{W}}_V \in \mathbb{R}^{d \times k}$  and  $\hat{\mathbf{W}}_O \in \mathbb{R}^{k \times d}$ . Plug in  $\hat{f}(\mathbf{X}) = \mathbf{X} \hat{\mathbf{W}}_V \hat{\mathbf{W}}_O$  into equation 6 and simplify yields the objective

$$\begin{aligned} & \min_{\hat{\mathbf{W}}_V, \hat{\mathbf{W}}_O} \sum_{i=1}^N \text{Tr} \left( \mathbf{X}_i^\top \mathbf{X}_i (\mathbf{W}_V \mathbf{W}_O - \hat{\mathbf{W}}_V \hat{\mathbf{W}}_O) (\mathbf{W}_V \mathbf{W}_O - \hat{\mathbf{W}}_V \hat{\mathbf{W}}_O)^\top \right) \\ &= \min_{\hat{\mathbf{W}}_V, \hat{\mathbf{W}}_O} \|\mathbf{C}^{\frac{1}{2}} \mathbf{W}_V \mathbf{W}_O - \mathbf{C}^{\frac{1}{2}} \hat{\mathbf{W}}_V \hat{\mathbf{W}}_O\|_F^2 = \mathcal{E}_{\text{SVD}}^2(\mathbf{C}^{\frac{1}{2}} \mathbf{W}_V \mathbf{W}_O), \end{aligned} \quad (31)$$

where  $\mathbf{C} = \sum_{i=1}^N \mathbf{X}_i^\top \mathbf{X}_i$  is the input correlation matrix.  $\square$

**Proposition 3.** *Denote  $\sigma_i$  as the singular values, Algorithm 3 yields the optimal Type-III modular reconstruction error  $V_{III} = \sum_{i=k+1}^d \sigma_i^2(\mathbf{C}^{\frac{1}{2}} \mathbf{W}_V \mathbf{W}_O)$ .*

*Proof.* As  $\mathbf{C}^{\frac{1}{2}} \hat{\mathbf{W}}_V \hat{\mathbf{W}}_O$  has low rank  $k$ , this reconstruction error is upper bounded by the residue of the spectrum of the matrix  $\mathbf{C}^{\frac{1}{2}} \mathbf{W}_V \mathbf{W}_O$ , i.e.,  $\mathcal{E}_{\text{SVD}} \leq \sqrt{\sum_{i=k+1}^d \sigma_i^2(\mathbf{C}^{\frac{1}{2}} \mathbf{W}_V \mathbf{W}_O)}$ . In fact, the upper bound is achievable by Algorithm 2 since  $\mathbf{C}^{\frac{1}{2}} \hat{\mathbf{W}}_V \hat{\mathbf{W}}_O = \mathbf{U}_k \mathbf{\Sigma}_k \mathbf{V}_k^\top$ , which is the optimal rank  $k$  approximation to the matrix  $\mathbf{C}^{\frac{1}{2}} \mathbf{W}_V \mathbf{W}_O$ .  $\square$

### A.4 Proof of Theorem 4: Global Sparsity Allocation

**Theorem 4.** *For sufficient large  $\varepsilon$ , (11) is the optimal sparsity allocation in the equation 10.*

*Proof.* First we consider the relaxed problem

$$\max_{\phi_{1:L}} \sum_{i=1}^L s_i (1 - \phi_i) + \varepsilon H(\phi_i) \quad \text{s.t.} \quad \frac{1}{L} \sum_{i=1}^L \phi_i = \phi_{\text{avg}}. \quad (32)$$

The Lagrangian of the problem is

$$\mathcal{L}(\phi_{1:L}, \lambda) = \sum_i s_i - \varepsilon \log \phi_i - \varepsilon + \lambda \frac{1}{L}. \quad (33)$$



Setting this to zero, we can solve for  $s_i$  as

$$\phi_i = L\phi_{\text{avg}} \exp(-s_i/\varepsilon) / \sum_{j=1}^L \exp(-s_j/\varepsilon). \quad (34)$$

Since  $\lim_{\varepsilon \rightarrow \infty} \phi_i = \phi_{\text{avg}} \leq 1$ , we deduce that  $\phi_i$  is a valid sparsity when  $\varepsilon$  is large enough. As  $\phi_i$  is the optimal solution to a relaxation of the original problem, it is also optimal for the original problem.  $\square$

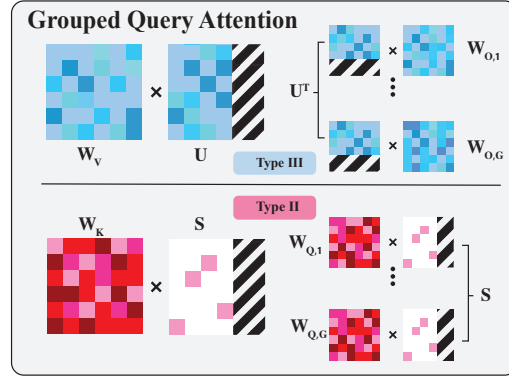
## B ADDITIONAL EXPERIMENTS

### B.1 Modified Algorithms for Grouped Query Attention

Some modern LLMs such as Gemma [55], Llama 3 [1] utilize a shared key-query strategy to improve inference efficiency. This design adopts the grouped-query attention (GQA) mechanism [2] that couples multiple queries and output matrices with shared keys and values, so compressed key and value matrices also have the constraints of sharing across different heads. Its mechanism is illustrated as follows.

$$(\text{GQA}) \sum_{i=1}^{H/G} \sum_{j \in G_i} \underbrace{\text{Softmax}(\sigma_r(\mathbf{X}\mathbf{W}_Q^j) \sigma_r^\top(\mathbf{X}\mathbf{W}_K^i))}_{\text{Type-II}} \underbrace{\mathbf{X}\mathbf{W}_V^i \mathbf{W}_O^j}_{\text{Type-III}}, \quad (35)$$

where  $G_i$  denotes the set of each group and  $G = |G_i|$  is each of its size. We see that our compressed  $\mathbf{W}_V^i, \mathbf{W}_K^j$  must be jointly optimized within each group. To address it, we modify Algorithm 2, 3 by using projection strategies. In line 3 of Algorithm 2 for Type-II module, we calculate the group score equal to the square root of sum of the scores of each head within a group, i.e.,  $s_i = \sqrt{\sum_{h \in G} \|\mathbf{C}_{h,Q}^{\frac{1}{2}}[:, i]\|^2 \|\mathbf{C}_{h,K}^{\frac{1}{2}}[:, i]\|^2}$ , where  $h$  indicates the head. By doing in this way, we ensure that the column selection matrix for compressions remains equal within the group. For grouped Type-III modification, in line 3 of Algorithm 3, we calculate the SVD of  $\mathbf{C}\mathbf{W}_V = \mathbf{U}\mathbf{\Sigma}\mathbf{V}^\top$  and skip the calculation of  $\mathbf{W}_O'$  and the second SVD and then outputs  $\hat{\mathbf{W}}_V = \mathbf{W}_V \mathbf{U}_k, \hat{\mathbf{W}}_{O,j} = \mathbf{U}_k^\top \mathbf{W}_{O,j}, \forall j \in G_i$ . Since  $\mathbf{W}_V$  is shared within a group, this ensures that the compressed  $\hat{\mathbf{W}}_V$  is also shared. In Table 14, we apply this modification to a Llama-3 8B compression.



**Figure 7: Illustration of Type-II and Type-III modifications in GQA.** In Type-I, the index selection matrix  $\mathbf{S}$  is shared among different key projection matrices in the same group. Similarly, in Type-II, the eigenmatrix  $\mathbf{U}$  is shared among different output matrices within the same group.

### B.2 Implementation Details

**Setup** We utilize the HuggingFace generation library [64] to implement our LLM models and adapt the SliceGPT [5] GitHub repository for correlation matrix estimations. All experiments for compressions are conducted on a single NVIDIA A100 80GB GPU. The models use the FP16 data format. Unless otherwise specified, the calibration set consists of a random sample of 128 sequences, each of length 2048, from WikiText-2, following the common practice in the literature [5, 58].

**Conversion of Layernorm to RMSNorm** We adapt SliceGPT [5] official code to implement our compression. As shown in the work, this conversion is an invariant transformation that preserves the model output. SliceGPT uses this transformation and the orthogonal invariance property of RMSNorm to slice the weight matrices. On the other hand, MoDeGPT does not rely on the invariance property. We use the transformation simply for easy adaptation from SliceGPT by avoiding building all from the scratch. A side benefit is that our work is compatible with SliceGPT where a slicing and our compression can be applied independently. Although our experiments on OPT and LLAMA do not find clear improvement when incorporating the two (see Table 17), it might be beneficial for some other LLMs.

**Correlation Matrix Estimations** Our algorithms utilize various input correlation matrices as detailed in Algorithms 1, 2, and 3. Following the approach used in SliceGPT [5], we employ the Catcher function to gather empirical data from the calibration set. For matrix decomposition, we upcast correlation matrices from FP16 to FP64 and then downcast the decomposed weights back to

FP16. Our process sequentially compresses weights across all layers, mirroring SliceGPT’s method. Additionally, our approach is adaptable to parallel structural models like Phi-2, showcasing flexibility similar to that demonstrated by SliceGPT.

**Matrix Operations** We utilize `torch.svd` and `torch.pinv` in PyTorch for performing Singular Value Decomposition (SVD) and computing the Moore-Penrose inverse on tensors of dtype FP64.

**MLP Module** Algorithm 1 requires a ridge leverage score parameter  $\lambda$ . We find that the results are largely insensitive to this parameter; therefore, we simply use  $\lambda = 1$  across all experiments.

**Key-Query Module** MoDeGPT reduces the feature dimension in the key-query module. In our current setup, we store head-dependent index selections, which specify the rows of cosine and sine matrices in the rotary embedding, using only  $O(d_h)$  INT8 numbers, together with the reduced dimension matrices. We’ve observed that this method may slow down generation speed at compression rates below 10%. A feasible modification is zeroing out columns associated with pruned indices; however, this increases the memory footprint because the matrices stored do not undergo dimension reduction. We think there is potential for improvements through enhanced engineering efforts that could better optimize the balance between memory savings and generation speed.

**Value-Output Module** Lines 3-5 in Algorithm 3 provide a more computationally efficient implementation of the SVD of  $C^{\frac{1}{2}} \mathbf{W}_{V,j} \mathbf{W}_{O,j}$ . Since  $\mathbf{W}_{V,j}$  and  $\mathbf{W}_{O,j}$  are thin matrices, applying SVD directly on their product incurs  $O(d_h^3)$  complexity, while applying SVD to them sequentially incurs only  $O(d_h \times (d_h/H)^2)$  computations.

**Global Sparsity Allocation** To allocate global sparsity, we first calculate the BI scores with a single forward pass on the calibration set. We then set the sparsity according to a chosen temperature  $\varepsilon$ , as detailed in Section 3.3. A high  $\varepsilon$  leads to a very uniform allocation, while a low value introduces excessive sparsity in some layers. Empirically, we find that a simple rule of thumb is to choose a temperature  $\varepsilon$  that results in maximal layer sparsity around 80%.

**Throughput Benchmark** We use the official SliceGPT [5] codebase to benchmark the throughput of all methods, with both sequence length and batch size set to 256 and utilizing KVCache.

### B.3 Additional Generation and Zero-Shot Experiments

**Generation Performance** In Table 10, we compare the perplexity of compressed OPT and LLAMA-2 7B models on WikiText-2 with other baselines that do not use gradient information. The rightmost column indicates their computational complexity per layer. We observe that MoDeGPT performs the best among all structured compression methods, and the 30-40% compressed MoDeGPT models outperform the 2:4 SparseGPT. Notably, our method shows better performance in LLAMA than in OPT models. We suspect this is due to the higher nonlinearity, such as RoPE and Gated MLP, adopted in LLAMA, and that our method favors more nonlinear structures. This table also shows that our compression is effective on small language models.

**Zero-Shot Task Performance** In Table 11, we report the zero-shot performance of LLAMA-2 7B, calibrated with WikiText-2 and the Alpaca dataset, across various compression rates. We observe that MoDeGPT outperforms LLM Surgeon as the compression rate increases, and the benefits of using the Alpaca dataset also grow with higher compression rates. Notably, while ShortGPT performs poorly in generation tasks, it significantly outperforms SliceGPT in zero-shot tasks. Both LLM Surgeon and MoDeGPT maintain high performance in generation and zero-shot tasks, but our method requires only 3% of the computational resources compared to LLM Surgeon.

We also test the performance on LLAMA-2 13B using the WikiText-2 calibration set, as shown in Table 12. Similar to the 7B model, our method excels at higher compression rates (above 20%). However, at a 40% compression rate, we notice a performance drop in the HellaSwag task compared to the 30% compression, likely due to inherent biases in our method. Nevertheless, with calibration from the Alpaca dataset, as shown in Table 13, our method achieves high performance at 20% and

**Table 10:** Perplexities of none gradient-based structured compression methods on WikiText-2.

Method	Compression	OPT				LLAMA-2 7B	Complexity
		125M	1.3B	2.7B	6.7B		
Dense	0%	27.65	14.62	12.47	10.86	5.12	-
Sparse GPT 2:4 [17]	50%	45.07	29.61	14.90	13.00	8.69	$O(d_{\text{hidden}}^3)$
Magnitude	10%	767.2	894.4	1229	3464	861.76	$O(d_{\text{hidden}}^2)$
	20%	4685	1278	2788	16747	821.34	
	30%	17970	3098	9255	17312	9623	
SVD	10%	36.29	68.36	20.82	357.61	n/a	$O(d_{\text{hidden}}^3)$
	20%	55.48	1023.49	50.01	2387.39	n/a	
	30%	173.77	8851.45	707.17	9448.12	52719	
OBD [33]	10%	33.3	20.76	17.69	27.2	14259	$O(Td_{\text{hidden}}^3)$
	20%	94.14	1392	3236	7570	15630	
	30%	545.6	2147	7233	7628	21386	
SliceGPT [5]	10%	34.48	16.58	13.86	11.6	6.46	$O(d_{\text{hidden}}^3)$
	20%	42.87	19.15	15.86	12.62	7.68	
	30%	59.87	23.87	19.91	14.19	10.47	
	40%	102.41	36.2	30.77	17.99	15.19	
	50%	185.52	66.12	56.99	26.72	24.82	
MoDeGPT (ours)	10%	28.06	15.03	12.78	11.17	5.48	$O(d_{\text{hidden}}^3)$
	20%	29.62	15.98	13.56	11.79	6.16	
	30%	33.27	17.91	14.71	12.67	7.51	
	40%	38.37	21.92	17.43	14.79	8.41	
	50%	51.81	32.67	24.75	20.39	11.88	

**Table 11:** Downstream zero-shot task performance of LLAMA-2 7B calibrated with 128 samples from WikiText2.

Compression	Method	ARC-e	ARC-c	PIQA	WinoGrande	HellaSwag	Average
0%	Dense	74.58%	46.25%	79.11%	69.06%	75.99%	69.00%
20%	ShortGPT [39]	58.33%	38.05%	72.58%	65.51%	65.27%	59.95%
	SliceGPT [5]	51.47%	31.06%	64.25%	62.74%	49.78%	51.86%
	LLM surgeon [58]	<u>71.36%</u>	41.89%	<u>77.09%</u>	66.30%	<u>71.30%</u>	<u>65.59%</u>
	MoDeGPT (ours)	69.07%	<u>42.06%</u>	74.05%	<u>68.03%</u>	69.05%	64.46%
	MoDeGPT-Alpaca (ours)	71.71%	41.89%	76.22%	68.19%	69.59%	65.52%
30%	ShortGPT [39]	48.65%	32.85%	64.31%	64.33%	56.13%	53.25%
	SliceGPT [5]	44.44%	29.27%	57.56%	58.48%	41.08%	46.17%
	LLM surgeon [58]	63.09%	36.69%	<u>73.56%</u>	61.09%	60.72%	59.03%
	MoDeGPT (ours)	<u>63.26%</u>	<u>38.73%</u>	70.40%	67.32%	<u>63.26%</u>	<u>60.78%</u>
	MoDeGPT-Alpaca (ours)	65.49%	39.16%	73.34%	66.22%	65.90%	62.02%
40%	ShortGPT [39]	41.16%	29.94%	60.12%	60.46%	43.67%	47.07%
	SliceGPT [5]	36.49%	24.57%	54.90%	53.43%	34.80%	40.84%
	LLM surgeon [58]	<u>52.31%</u>	<u>30.29%</u>	<u>69.26%</u>	54.38%	48.04%	50.86%
	MoDeGPT (ours)	49.45%	30.03%	64.96%	<u>61.96%</u>	<u>53.01%</u>	<u>51.88%</u>
	MoDeGPT-Alpaca (ours)	59.76%	34.73%	70.35%	64.40%	58.63%	57.58%

30% compression. Addressing these inherent biases and enhancing performance on the HellaSwag task is a promising area for future research.

In Table 14, we test our method on LLAMA-3 8B using our modified algorithm tailored for grouped query attention. As this is a relatively new model, we could only compare results with SliceGPT and ShortGPT, which already support this model. We observe that compression has a more significant impact on performance degradation compared to LLAMA-2 for all tested methods. We believe this is

**Table 12:** Downstream zero-shot task performance of LLAMA-2 13B calibrated with 128 samples from WikiText2.

Method	Compression	ARC-e	ARC-c	PIQA	WinoGrande	HellaSwag	Average
Dense	0%	77.48%	49.23%	80.47%	72.22%	79.39%	71.76%
SliceGPT [5]	20%	55.81%	35.84%	65.83%	67.17%	53.58%	55.65%
	30%	45.96%	30.80%	59.63%	61.80%	44.09%	48.46%
	40%	38.59%	27.05%	55.98%	56.51%	37.15%	43.06%
MoDeGPT (ours)	20%	74.07%	46.16%	74.53%	70.32%	68.96%	66.81%
	30%	71.93%	43.60%	73.94%	71.90%	68.21%	65.92%
	40%	62.88%	38.40%	69.10%	67.72%	58.27%	59.27%

**Table 13:** Downstream zero-shot task performance of LLAMA-2 13B calibrated with 128 samples from Alpaca.

Method	Compression	ARC-e	ARC-c	PIQA	WinoGrande	HellaSwag	Average
Dense	0%	77.48%	49.23%	80.47%	72.22%	79.39%	71.76%
SliceGPT [5]	20%	69.36%	40.70%	74.97%	65.67%	61.01%	62.34%
	30%	60.27%	36.18%	69.42%	64.09%	49.74%	55.94%
	40%	48.99%	32.51%	63.17%	56.75%	39.85%	48.25%
MoDeGPT (ours)	20%	74.24%	45.90%	78.24%	72.53%	75.78%	69.34%
	30%	70.24%	41.47%	77.15%	71.27%	71.84%	66.39%
	40%	63.72%	38.82%	71.87%	66.30%	62.10%	60.56%

**Table 14:** Downstream zero-shot task performance of LLAMA-3 8B calibrated with 128 samples from Alpaca.

Method	Compression	Perplexity ↓	ARC-e	ARC-c	PIQA	WinoGrande	HellaSwag	Average
Dense	0%	2.98	77.69%	53.58%	80.63%	72.69%	79.16%	72.75%
ShortGPT [39]	25%	282.56	38.13%	31.40%	60.94%	54.22%	31.52%	43.24%
	30%	659.33	36.83%	30.72%	58.98%	54.62%	29.08%	42.04%
SliceGPT [5]	25%	3.87	58.88%	33.36%	68.55%	58.01%	49.86%	53.73%
	30%	4.52	52.02%	29.18%	64.85%	54.62%	41.38%	48.41%
MoDeGPT (ours)	25%	3.52	67.05%	41.13%	75.52%	69.61%	66.49%	63.96%
	30%	3.80	62.75%	38.65%	73.61%	67.25%	62.10%	60.87%

due to denser information encoding in each parameter, making the model more sensitive to weight changes. However, MoDeGPT maintains approximately 90% performance with 25% compression. Another interesting observation is that the performance order of ShortGPT and SliceGPT is reversed for LLAMA-3 compared to LLAMA-2, with ShortGPT’s layer pruning strategy performing much worse. This suggests fundamental differences between the two models and indicates that LLAMA-3 may require more sophisticated compression techniques.

Finally, we compare the generation quality using samples from the three methods’ generations for 30% compressed LLAMA-2 7B, as shown in Table 15. ShortGPT produces the lowest quality generation, while both SliceGPT and MoDeGPT generate high-quality responses, with MoDeGPT providing more detailed responses than SliceGPT.

#### B.4 Recovery Fine-tuning

While MoDeGPT does not require recovery fine-tuning, in this section, we explore how RFT can further enhance performance. In Table 16, we present recovery fine-tuning results for our method on LLAMA-2 7B, following the same tuning setting as SliceGPT [5]. We use a calibration set of 128 random samples, each 2048 in length, from the Alpaca dataset, and a recovery fine-tuning set of 8000 samples, each 1024 in length, employing LoRA [28]. We use SliceGPT’s hyperparameters for LoRA, except for the learning rate, which is set to  $5 \times 10^{-5}$ . The other primary hyperparameters

**Table 15:** Generation samples of LLAMA-2 7B with 30% compression.

	<b>Prompt:</b> The universe is the entirety of space, time, matter, and energy that exists.
<b>ShortGPT</b> [39]	sierpe 2018. The universe is everything that ever did or ever will exist. It includes all the past, all the present, and all the future. What are the 5 most important things you learned about life? How do you describe a person in words? Can you be happy with nothing? Is there a word for everything? What is the meaning of universe? Who is the best person to talk to when you need advice? What is the meaning of the word universe? What is the meaning of universe according to Godungsseite. According to Wikipedia, the universe refers to everything that ever existed, continues existence, or could possibly exist. Thus it includes all the past, all the present, and all the future.
<b>SliceGPT</b> [5]	The universe contains many galaxies, stars, planets, other objects such as asteroids, planetary systems. It has been estimated to contain 100 billion trillion stars. The Sun is a star in the Milky Way galaxy , which is one of about 400 billion galaxies in the Milky Way’s vicinity . The Milky Way itself is part of the Milk Way Group , which includes several smaller groups of galaxies .
<b>MoDeGPT</b> (ours)	The universe is a vast, dynamic, and complex structure that contains many different types of objects, including stars, galaxies, planets, asteroids, and intergalactic gas clouds. It is also home to life-forms such as humans, animals, plants, microorganisms, and microscopic organisms. The universe has been studied by astronomers for centuries, and its size and complexity have been estimated using various methods. Astronomical observations have revealed that the universe is much larger than previously thought, with an estimated diameter of approximately 10 billion light years. This means that the universe is roughly 33 times larger than our solar system. The universe is composed of two main components: the cosmos and the cosmic void. The cosmos consists of galaxies, which are large collections of stars and other objects bound together by gravitational forces. The cosmic void, on the other hand, is a region of space between galaxies that is largely empty of matter.

**Table 16:** Compression and recovery fine-tuning for LLAMA-2 7B using Alpaca dataset

Method	Compress.	ARC-e	ARC-c	PIQA	WinoGrande	HellaSwag	Average
Dense	0%	74.58%	46.25%	79.11%	69.06%	75.99%	69.00%
MoDeGPT RCT-MLP	20%	69.78 % (↓ 1.93%)	44.20% (↑ 2.31%)	76.99% (↑ 0.77%)	66.61% (↓ 1.58%)	69.23% (↓ 0.36%)	65.36% (↓ 0.16%)
	30%	64.94% (↓ 0.55%)	42.15% (↑ 2.99%)	73.83% (↑ 0.49%)	66.54% (↑ 0.32%)	67.08% (↑ 1.18%)	62.91% (↑ 0.89%)
	40%	59.26% (↓ 0.50%)	37.12% (↑ 2.39%)	72.09% (↑ 1.74%)	64.33% (↓ 0.07%)	60.82% (↑ 2.19%)	58.72% (↑ 1.14%)
MoDeGPT RCT-ALL	20%	70.45% (↓ 1.26%)	42.92% (↑ 1.03%)	77.20% (↑ 0.98%)	66.30% (↓ 1.89%)	68.07% (↓ 1.52%)	64.99% (↓ 0.53%)
	30%	63.38% (↓ 2.11%)	41.47% (↑ 2.31%)	74.81% (↑ 1.47%)	66.06% (↓ 0.16%)	65.64% (↓ 0.58%)	62.27% (↑ 0.25%)
	40%	58.42% (↓ 1.34%)	38.23% (↑ 3.50%)	72.03% (↑ 1.68%)	63.61% (↓ 0.79%)	59.55% (↑ 0.92%)	58.34% (↑ 0.76%)

used are  $lora\_alpha = 10$ ,  $lora\_r = 32$ ,  $lora\_dropout = 0.05$ , and  $batch\_size = 3$ . We evaluate two scenarios: 1) fine-tuning all linear matrices, and 2) tuning only the MLP.

The green and red indicators in the table denote performance increases or decreases relative to the compressed model before fine-tuning. Notably, tuning exclusively within the MLP consistently yields better performance than tuning all parameters. Since we followed the same tuning setting as SliceGPT [5] for a fair comparison, it is likely that better configurations exist for our method, potentially enhancing performance further. Another key observation is that despite fine-tuning using 40 times more data than calibration and employing backpropagation, MoDeGPT without RFT achieves very similar performance. The percentage difference is minimal, suggesting that using local reconstruction error as the objective is an effective and efficient method with our compression technique.

The table demonstrates that fine-tuning can slightly improve performance for higher compression rates, with the most significant increase observed in the ARC-c task. Evaluating the full benefits of fine-tuning remains a subject for future research.

## B.5 Combination of MoDeGPT and SliceGPT

MoDeGPT is orthogonal to SliceGPT as it reduces dimensions from different sides of a weight matrix. Figures 1 (c) and (d) provide an illustrative comparison. Combining SliceGPT with MoDeGPT seems to be a natural extension. To demonstrate their compatibility, we experimented with various configurations as shown in Table 17. The numbers  $x$ - $y$ - $z$  in the leftmost column indicate  $x$ % slicing rate of SliceGPT, and  $y$ % and  $z$ % compression rates of MoDeGPT in MLP and MHA modules,



**Table 17:** Perplexity performance of SliceGPT + MoDeGPT on LLAMA-2 7B

Slice-MLP-MHA (%-%-%)	Compression Rate	WikiText2 Perplexity ↓	MLP Sparsity Allocation	MHA Sparsity Allocation
Dense	0%	5.12	-	-
20-20-0	19.65%	7.38	✓	✗
20-20-0	19.65%	7.33	✗	✗
25-25-0	27.38%	8.42	✓	✗
30-30-0	34.93%	9.99	✓	✗
20-25-0	22.25%	7.70	✗	✗
15-30-0	11.77%	7.27	✗	✗
10-30-0	9.03%	6.83	✗	✗
10-25-25	28.00%	7.31	✗	✗
10-30-25	30.91%	7.78	✗	✗
20-20-20	29.18%	8.00	✗	✗

respectively. The two rightmost columns test the use of sparsity allocation in the MLP and/or MHA modules.

Notably, our tests show that applying sparsity allocation with SliceGPT barely improves performance, consistent with the findings in the SliceGPT paper [5]. Therefore, we do not use sparsity allocation for slicing. Compared to the results in Table 2, the combination of SliceGPT and MoDeGPT does not improve perplexity over pure MoDeGPT. We attribute this to two points: 1. the significant overhead induced by slicing: to achieve a target compression rate, the model must slice at a higher rate. 2. the slicing and compression ratio might not be optimal, and it might changes from layer to layer.

Although we did not make exhaustive search, we believe there is an efficient sparsity allocation for slicing, and better tuning of the slicing and compression ratios could enhance the performance of the combined method. We leave this as a topic for future research.

## B.6 Compression Time and Memory Consumption

**Table 18:** Compression computations for calibration set of size 128 in WikiText2.

Model	MoDeGPT		SliceGPT [5]		LLM surgeon [58]	
	Time	GPUs	Time	GPUs	Time	GPUs
LLAMA-2 7B	4h09m	1xA100 80GB	0h26m	1xA100 80GB	17h08m	4xH100 80GB
LLAMA-2 13B	8h26m	1xA100 80GB	0h45m	1xA100 80GB	1d9h26m	8xH100 80GB

In Table 18, we compare the compression times of MoDeGPT, SliceGPT, and LLM Surgeon. Since MoDeGPT and SliceGPT do not leverage gradients, they can compress a model of size 13B using a single GPU. From previous tables, we observe that while our compute time is longer than SliceGPT, MoDeGPT achieves significantly better performance. Conversely, our computation time is considerably shorter than LLM Surgeon, yet we achieve comparable performance. Even when equating 1 H100 to 1 A100, our method can save up to 97% of computations. In Table 19, we report the peak

**Table 19:** Memory consumption and compute time of 30% compression for blocks in transformer layers tested on a single A100 80GB GPU.

Block	LLAMA-7B (13.81 GiB)		LLAMA-13B (25.92 GiB)	
	Peak Memory (GiB)	GPU hours	Peak Memory (GiB)	GPU hours
MHA	15.54 (+11.5%)	2h52m	28.60 (+9.4%)	5h04m
MLP	23.33 (+68.9%)	1h13m	41.40 (+54.1%)	3h22m

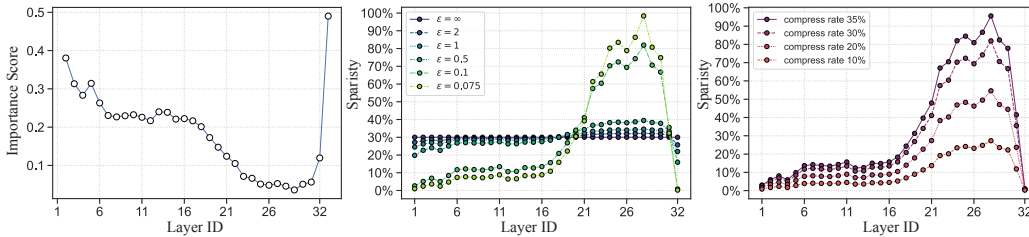
**Table 20:** Downstream zero-shot task performance of 30% MoDeGPT on LLAMA-2 7B for varying global rank temperature.

Method	$\varepsilon$	Perplexity $\downarrow$	ARC-e	ARC-c	PIQA	WinoGrande	HellaSwag	Average
Dense	-	5.12	74.58%	46.25%	79.11%	69.06%	75.99%	69.00%
MoDeGPT (ours)	0.075	7.44	59.72%	37.29%	68.50%	65.90%	61.55%	58.59%
	0.1	7.46	63.43%	39.42%	70.78%	65.59%	63.24%	60.49%
	0.5	7.03	56.14%	32.34%	67.68%	64.88%	58.01%	55.81%
	1	7.25	53.20%	31.06%	66.16%	64.17%	56.66%	54.25%
	2	7.35	53.62%	31.06%	65.83%	63.14%	55.98%	53.93%
	$\infty$	9.06	52.36%	30.80%	65.18%	63.69%	55.31%	53.47%

GPU memory usage when compressing LLAMA-2 7B and 13B models on a single A100 GPU. The primary source of additional memory overhead, beyond the model itself, is the storage of intermediate activations required for correlation estimation in the MLP. The table shows that this overhead ranges from approximately 50% to 70%. However, for the 13B model, the peak memory usage remains under 50% of the total GPU memory capacity.

## B.7 Global Sparsity Allocation

In Table 20, we report the perplexity and zero-shot performance as we vary the temperature parameter in the global sparsity allocation. Initially, the uniform strategy, corresponding to an infinite temperature, performs significantly worse than our sparsity allocation strategy.



**Figure 8:** Dynamic sparsity allocation across layers for LLAMA-2 7B.

For  $\varepsilon = 0.075$ , this results in extreme sparsity, as shown in Figure 8, and performance begins to drop. For  $\varepsilon \geq 1$ , the allocation becomes too similar to the uniform strategy. In practice, we find that the  $\varepsilon$  value that yields a minimum layer allocation around 20% performs exceptionally well. In Figure 8, left and middle panels, we also observe how the allocation shape for different  $\varepsilon$  values corresponds to the importance score in the left figure. For LLMs, both OPT and LLAMA show that the first and last few layers have significantly higher importance and, therefore, should allocate less sparsity, as depicted in the figure. On the right of Figure 8, we also show the allocation for different compression levels. The shape remains similar across different levels using the same  $\varepsilon$ . For higher compression rates, the maximum layer sparsity also increases, suggesting that we should increase  $\varepsilon$  to avoid extreme sparsity.

## B.8 Ablation Study on Compression in Each Module

**Table 21:** Perplexity of compressed LLAMA-2 7B in each module.

Module \ Compression Rate	0%	10%	20%	30%	40%	50%	Normalized Slope
Type I: MLP	5.12	5.34	5.68	6.71	7.12	8.24	<b>0.094</b>
Type II: Query, Key	5.12	<b>5.14</b>	<b>5.23</b>	5.43	<b>5.58</b>	6.33	0.121
Type III: Value, Output	5.12	5.16	5.24	<b>5.37</b>	5.62	<b>5.92</b>	0.095

**Impact of Module-Wise Compression on Perplexity.** Table 21 presents the perplexity changes in the LLAMA-2 7B model when compressing each module individually. The rightmost column shows the normalized slope of perplexity change relative to the parameter size in each module. The results reveal that the MLP module has the most significant impact on overall performance, likely due to its containing 66% of the model’s parameters. On the other hand, the slope indicates that the compression algorithms for Type I and Type III modules perform comparably, while Type II performs the worst. This finding aligns with our theoretical results, which suggest that the reconstruction bounds are weakest in Type III. From a decomposition perspective, the CR approximation is the most coarse-grained, leading to the least effective compression outcomes.

### Impact of Module-Wise Compression on Throughput.

Table 22 presents the throughputs for the 30% compressed LLAMA-2 7B across different modules. The results indicate that the compression yields similar speedups for both Type-II and Type-III modules. This sharp difference in speedups highlights the potential for uniform compression across modules, which we leave as a direction for future research.

**Table 22:** Module-Wise Throughputs of 30% Compressed LLAMA-2 7B

Module	Throughputs (tokens/s)
Type I: MLP	1585
Type II: Query, Key	<b>2136</b>
Type III: Value, Output	2121

## B.9 Scalability to Larger Models

While our work is tested on a single GPU, it can be extended to multi-GPU setups to compress larger models, such as those with 70B parameters. To apply our method to larger models, the model must fit within the GPU memory to perform the forward pass. As shown in Table 19, memory utilization is less than twice the model size, so approximately double the model’s size in GPU memory is expected for running our method. In our compression process, the most computationally intensive part is the compression of the value-output module, as highlighted in Table 8. Since the computational complexity of this module scales cubically with the hidden dimension (due to the SVD in the value-output compression) and is proportional to the number of layers being compressed, the time required to compress a 70B model using multi-GPUs can be estimated using the following formula:

$$\begin{aligned}
& \text{Compute Time (70B)} \\
&= \text{Compute Time (7B)} \times \left( \frac{\text{hidden dim}(70\text{B})}{\text{hidden dim}(7\text{B})} \right)^3 \times \frac{\text{layer num}(70\text{B})}{\text{layer num}(7\text{B})} \\
&= 4 \text{ hours} \times (8192/4096)^3 \times (80/32) = 80 \text{ hours}
\end{aligned}$$

For a sanity check, we applied the same formula to estimate the compression time for a 13B model and obtained an estimate of 9 hours, which aligns closely with our empirical result of 8 hours and 26 minutes, as shown in Table 8.

## B.10 High Compression Rate Experiments

**Table 23:** Perplexity of LLAMA-2 7B Across 10% to 80% Compressions

Compression Rate	0%	10%	20%	30%	40%	50%	60%	70%	80%
<b>Perplexity</b>	5.12	5.48	6.16	7.51	8.41	11.88	26.59	84.22	245.84

**Table 24:** Perplexity results under different calibration datasets.

Calibration Set \ Test Set	WikiText2 ↓	PTB ↓	Alpaca ↓
WikiText2	<b>6.16</b>	27.69 (+22%)	3.12 (+11%)
PTB	6.99 (+13%)	<b>22.75</b>	3.14 (+12%)
Alpaca	7.64 (+24%)	40.71 (+79%)	<b>2.80</b>

We analyzed the perplexity of LLAMA-2 7B at high compression rates, using 128 samples from WikiText2 for calibration. We observed a significant breakdown point at 50% compression, where the perplexity increased sharply from 41% to 123%. This indicates the compression limit of our method.

### B.11 Sensitivity Analysis of Different Calibration Sets

In Table 24, we evaluate in-domain and out-of-domain perplexity using different calibration sets: WikiText2, PTB [37], and Alpaca. Our results indicate that perplexity is minimized when the model is calibrated with the same dataset as the test set. Notably, when calibrated with different datasets, the results on Alpaca demonstrate the most consistent performance with the least variance, while PTB shows the highest variance. Nevertheless, calibration with PTB provides the most robust results across all three datasets.

### B.12 Additional Speedup Experiments

**Table 25:** Inference speed and computational complexity of the pruned LLAMA-2 7B model.

Method	# Parameter (B)	Memory (GiB)	Compute Complexity (GMACs) ↓	Latency CPU (s/token) ↓	Latency GPU (s/token) ↓	256-Batch Throughputs (tokens/s) ↑
Dense	6.74	12.92	425.12 (1.00×)	32.41 (1.00×)	0.035 (1.00×)	1700 (1.00×)
20% SliceGPT	5.45	10.45	<b>339.04 (0.80×)</b>	26.46 (0.82×)	0.037 (1.06×)	1802 (1.06×)
20% MoDeGPT	5.44	10.43	339.34 (0.80×)	<b>22.66 (0.70×)</b>	<b>0.034 (0.97×)</b>	<b>2168 (1.28×)</b>
30% SliceGPT	4.73	9.07	298.36 (0.70×)	25.28 (0.78×)	0.037 (1.06×)	1830 (1.08×)
30% MoDeGPT	4.79	9.07	<b>297.91 (0.70×)</b>	<b>19.20 (0.59×)</b>	<b>0.034 (0.97×)</b>	<b>2521 (1.48×)</b>
40% SliceGPT	4.11	7.88	262.12 (0.62×)	22.68 (0.70×)	0.037 (1.06×)	1839 (1.08×)
40% MoDeGPT	4.14	7.94	<b>256.34 (0.60×)</b>	<b>18.57 (0.57×)</b>	<b>0.036 (1.03×)</b>	<b>2568 (1.51×)</b>

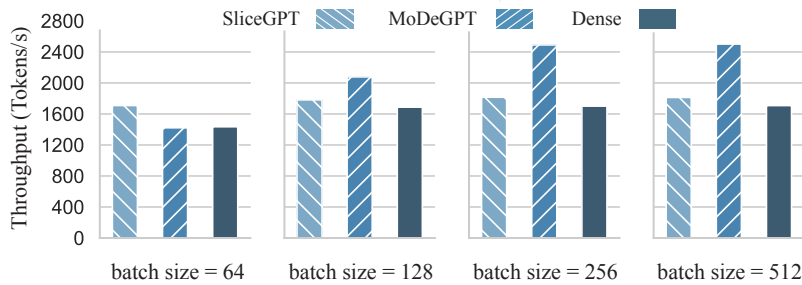
**Figure 9:** Throughput benchmarks of compressed LLAMA-2 7B on a single A100 80GB GPU.

Table 25 reports the throughputs and latency on fast and slow parallel computing environments using NVIDIA A100 and Intel(R) Xeon(R) CPU E5-2670 v2 @ 2.50 GHz with 20 cores. The results indicate that the reduction in computational complexity is proportional to the compression percentage. While the speedup for single-batch inference is comparable to that of the original model, we observe significant improvements in speedup for multi-batch inference on the GPU and on the CPU. Therefore, our method performs optimally when the parallel computing capabilities of the environment are fully utilized.

In Figure 9, we explored various batch sizes, comparing the throughput of 30% compressed MoDeGPT with 30% sliced SliceGPT [5] and the dense model. We found that throughput surpassed that of the dense model for batch sizes over 64. Particularly, at batch sizes exceeding 256, MoDeGPT’s throughput was 1.46 times greater than the dense model, while SliceGPT only achieved 1.07 times the throughput. MoDeGPT’s increased throughput stems from its reduced matrix size and avoidance of extra adapters in residual paths.

## C Limitations and Broader Impacts

**Intrinsic Bias** Our experiments on zero-shot tasks show that MoDeGPT excels in certain zero-shot tasks while underperforming in others, indicating an intrinsic bias toward specific tasks. Our current method does not offer a definitive solution to eliminate this bias. Addressing bias removal will be a critical area for future research.

**Overfitting the Reconstruction Loss** While MoDeGPT excels in zero-shot tasks by minimizing local reconstruction error, we noted instances where compressed models, despite achieving lower perplexity, underperformed in zero-shot tasks. This discrepancy may stem from the models overfitting local reconstructions to calibration data. Addressing this overfitting remains a challenge for our method.

**Broader Impacts** The introduction of **Modular Decomposition** (MoDeGPT) significantly impacts the ethical deployment and broader adoption of Large Language Models (LLMs). By minimizing computational demands, MoDeGPT enables effective deployment on resource-constrained devices, democratizing access to cutting-edge AI and potentially reducing the technological divide between large and small entities.

Additionally, MoDeGPT’s efficiency in using computational resources can decrease energy consumption during AI training and inference, promoting sustainable AI practices and reducing the environmental impact of large-scale computations. However, the potential for increased misuse of AI technologies, such as surveillance and disinformation, highlights the need for robust governance and ethical frameworks.

Ultimately, by maintaining high accuracy while reducing model size, MoDeGPT ensures the reliability of AI applications in critical domains such as healthcare. The development of MoDeGPT thus promises greater AI accessibility and sustainability, but it also introduces new challenges in governance and ethical technology use.