

Anytime-Valid Inference for Double/Debiased Machine Learning of Causal Parameters

Abhinandan Dalal¹, Patrick Blöbaum², Shiva Kasiviswanathan², and Aaditya Ramdas^{2,3}

¹University of Pennsylvania, ²Amazon Web Services, ³Carnegie Mellon University

Abstract

Double (debiased) machine learning (DML) has seen widespread use in recent years for learning causal/structural parameters, in part due to its flexibility and adaptability to high-dimensional nuisance functions as well as its ability to avoid bias from regularization or overfitting. However, the classic double-debiased framework is only valid asymptotically for a predetermined sample size, thus lacking the flexibility of collecting more data if sharper inference is needed, or stopping data collection early if useful inferences can be made earlier than expected. This can be of particular concern in large scale experimental studies with huge financial costs or human lives at stake, as well as in observational studies where the length of confidence of intervals do not shrink to zero even with increasing sample size due to partial identifiability of a structural parameter. In this paper, we present time-uniform counterparts to the asymptotic DML results, enabling valid inference and confidence intervals for structural parameters to be constructed at any arbitrary (possibly data-dependent) stopping time. We provide conditions which are only slightly stronger than the standard DML conditions, but offer the stronger guarantee for anytime-valid inference. This facilitates the transformation of any existing DML method to provide anytime-valid guarantees with minimal modifications, making it highly adaptable and easy to use. We illustrate our procedure using two instances: a) local average treatment effect in online experiments with non-compliance, and b) partial identification of average treatment effect in observational studies with potential unmeasured confounding.

1 Introduction

Machine learning (ML) has had a dramatic impact in learning and inferring causal effects in a relatively short period of time. Although machine learning methods are primarily focused on accuracy in prediction, which is a fundamentally different goal than learning of causal effects (Athey (2018)), a modification in the perspective of applying these “off-the shelf” methods (Varian (2014)) allows a smooth marriage of causal inference and ML (Fuhr et al. (2024)). Developed by Chernozhukov et al. (2018), a very important branch of machine learning methods in causal inference is double (debiased) machine learning (DML). Having gained huge popularity in research due to its easy applicability and widespread scope, DML broadly deals itself with the learning of low-dimensional structural parameters in presence of potentially high-dimensional nuisance functions. The flexible framework of DML allows it to leverage a wide array of advanced machine learning methods (Mullainathan and Spiess (2017)) to learn complex relationships based on covariates, while still allowing for \sqrt{n} rate of convergence.

The classical approach on DML, that borrows ideas from semi-parametric inference to create a two step procedure for inferring causal effects, has been traditionally applied in a context of fixed sample size. Although inference is assumed conditional on a large sample size to allow for asymptotics, such a sample

size is required to be fixed a priori and cannot be decided after looking at (some amount of) the data. This is an important drawback, especially when conducting experiments or even collection of observational data is considered expensive. Consider the following motivating examples:

Example 1. *A supermarket wishes to roll out a bundle discount on items and is interested in determining the causal effect of the promotion on sales revenue through coupons. Although it assigns treatment and control randomly, not everyone in the treatment group ends up using the coupon. The experiment is expensive, and the supermarket wishes to make a swift decision on whether to terminate or upscale the policy based on the produced effects.*

Example 2. *A drug trial assigns a new treatment and placebo randomly to patients, but not all patients end up taking what they are offered due to personal safety concerns or health-seeking attitude. The drug trial wishes to infer the effect of the drug but wishes to stop as soon as possible because of ethical concerns of human experimentation.*

Example 3. *A policy is in place for anyone to opt in, but it is voluntary to participate. The policymaker does not have control on who opts for the policy, but is interested to know whether making such a policy compulsory for everyone would be beneficial to the population. The data is not available on the public domain, and is expensive to access (financial costs, privacy concerns, etc.).*

Example 1 and 2 relate to non-compliance (Sagarin et al. (2014); Rossi (2014)) in experiments. Such non-compliance is fairly common in experiments and leads its way to estimation of local average treatment effects (Cheng et al. (2009); Mogstad and Torgovitsky (2018)) using the treatment assignment itself as an instrumental variable (discussed further in Section 5). Informally, an instrumental variable (IV) is a variable that is associated with treatment but affects the outcome only through treatment. Since in Examples 1 and 2, the treatment assignment is predictive of the treatment status, but is unlikely to have an effect on the outcome conditioned on the treatment status, the treatment assignment acts as a valid IV (Hernán and Robins (2006)).

Example 3 on the other hand, relates to inference about the average treatment effect (ATE) (Lipkovich et al. (2020); Thompson and Lamm (2020)) in presence of potential unmeasured confounding, and thus is not identified without further assumptions. In such a situation, the ATE cannot be consistently estimated, and what realistically one can hope for is to create bounds on the ATE, a strategy known as partial identification (Tamer (2010)). Under such a scenario (discussed more in Section 4), the confidence interval length for the parameter of interest would not shrink to zero even with increasing sample size, and it would be all the more imperative to stop collecting data when the researcher deems the inference to be “good enough”.

All these situations have a commonality that data collection is expensive, both in experimental and observational situations, and hence a data-adaptive way of deciding to stop data collection would be useful. The traditional central limit theorem based confidence intervals fail under this situation, as it can provide (approximate) validity only at a prefixed (large) sample size n . This invalidates any inference done by “peeking into the data”, possibly by a data-dependent stopping time (Johari et al. (2017); Howard et al. (2020)). Note that, a traditional non-asymptotic $(1 - \alpha)$ confidence interval (CI) C_n for a parameter θ_0 at sample size n provides the guarantee that

$$\forall n \geq 1, \mathbb{P}(\theta_0 \in C_n) \geq 1 - \alpha. \quad (1)$$

In contrast, if we cannot anticipate in advance when or why we would stop collecting data, we would want to create an interval \tilde{C}_τ such that $\mathbb{P}(\theta_0 \in \tilde{C}_\tau) \geq 1 - \alpha$ even when τ is a stopping time. While \tilde{C}_τ can be created to have such coverage for a particular choice of τ , it requires τ to be pre-regimented, and hence does not allow the flexibility of incorporating data-specific or explorative insights in the stopping decision process. To remedy this, we can bolster our requirement for \tilde{C}_τ to be such that

$$\text{For any stopping time } \tau, \mathbb{P}(\theta_0 \in \tilde{C}_\tau) \geq 1 - \alpha. \quad (2)$$

It turns out that (2) has an equivalent formulation (Howard et al., 2021):

$$\mathbb{P}(\forall n \geq 1, \theta_0 \in \tilde{C}_n) \geq 1 - \alpha, \quad (3)$$

which highlights the distinction with (1) in a different manner. Of course, most real-world confidence applications, particularly considering almost all applications of DML, involve creating CI based on an asymptotic version of (1), but an asymptotic anytime-valid version of (2) is subtle to define. Luckily, the classical concept of an anytime-valid CI as in (2), henceforth referred to as a confidence sequence based on (3) and in line with the literature (Darling and Robbins (1967); Lai (1984); Howard et al. (2021)), has recently been appropriately extended to an asymptotic notion based by Waudby-Smith et al. (2024). We will further review this in Section 2.1).

1.1 Related Literature

Sequential experiments and analysis have been a classical problem in statistical literature, to facilitate early stopping. Early examples include the celebrated Wald’s SPRT (Wald (2004), Chapter 3) and the generalized likelihood ratio approach of Robbins and Siegmund (1974). Robbins in particular shifted the focus from Wald’s designs of a single stopping rule to instead allowing for continuous monitoring and stopping at any time, possibly not specified in advance. This is not merely of theoretical interest — if not accounted for correctly, continuous monitoring can lead to substantial inflation of Type-I error (Armitage et al. (1969); Berman et al. (2018)). Such methods have been seriously appreciated not merely due to their mathematical elegance, but their practical utility. Recent research progress has often been made in industry, examples including risk mitigation in online experimentation (Ham et al. (2022)), rapid software deployment (Lindon et al. (2022)) strengthening *canary testing* (Schermann et al. (2018)), multinomial count data modeling for increasing conversion rate (Lindon and Malek (2022)) from Netflix, flexible monitoring and sample size calculations at Adobe (Maharaj et al. (2023)), or usage of sequential testing by Evidently at Amazon Web Services (Evidently (2024)). Turner and Grünwald (2023) consider the problem of anytime-valid inference in contingency tables, with potential application in labor induction studies (Turner et al. (2024)). One of the key domains to apply anytime-valid inference is in continuous monitoring of A/B tests (Johari et al., 2022).

A lot of modern advances on this topic have been based on the non-asymptotic confidence sequence constructions of Howard et al. (2021, 2020), with other closely related works on testing (always-valid p -values) being Johari et al. (2015) and Balsubramani and Ramdas (2015). The methods of Howard et al. (2021) work under a wide variety of tail conditions on the underlying random variables, and in the sub-Gaussian case improve multi-arm bandit constructions of Garivier (2013); Jamieson et al. (2014); Kaufmann et al. (2016); Zhao et al. (2016).

The concept of *asymptotic* confidence sequences (AsympCS), on the other hand, is relatively new, defined and developed by Waudby-Smith et al. (2024) as a time-uniform counterpart to the Central Limit Theorem; but has seen uptake in a wide range of applications, from multi-arm bandits (Liang and Bojinov, 2023) to A/B testing platforms (Maharaj et al., 2023). While application of AsympCS on estimating the ATE is well-understood, further efforts are required to extend its use to other causal estimands that benefit from double machine learning estimators. Our paper addresses this issue by introducing a framework similar to the DML assumptions, ensuring an AsympCS construction. This enables asymptotically anytime-valid inference to be applied to more complex and challenging problems.

Double machine learning, on the other hand, has received widespread attention in recent years in a wide variety of domains — economics (Athey and Imbens (2017)), healthcare (Farbmacher et al. (2022b)), earth sciences (Cohrs et al. (2024)), etc. Developed formally by Chernozhukov et al. (2018), it outlays the principle of orthogonalization for mitigating regularization bias introduced by modern machine learning methods, a detailed illustration of which is in Section 2.2. They combine the insights of creating a

Neyman-orthogonal function (Neyman (1959)) and using sample splitting to relax entropy conditions required for removing plug-in biases.

DML builds on, and is benefited by, classical work on semi-parametric estimation, by channeling ways of removing plug-in bias of complicated non-parametric functionals. The classical literature focuses on extracting \sqrt{n} -consistent estimators admitting a central limit theorem, when nuisance parameters are estimated by conventional methods (e.g., Levit (1976); Bickel et al. (1993); Robinson (1988); Newey (1990, 1994); Andrews (1994); Newey et al. (1998, 2004); Chernozhukov et al. (2022), etc.). Neyman’s orthogonality condition (Neyman (1959)), further discussed in (9), is a pivotal condition beyond semiparametric learning theory, for instance in optimal testing and adaptive estimation and targeted learning. In conjunction with Neyman orthogonality, Andrews (1994) uses Donsker conditions (van der Vaart (2000)) to establish the equicontinuity condition

$$\frac{1}{\sqrt{n}} \sum_{i=1}^n \left(\psi(W_i; \theta_0, \hat{\eta}) - \int \psi(w; \theta_0, \hat{\eta}) dP(w) - \psi(W_i; \theta_0, \eta_0) \right) \xrightarrow{P} 0$$

for an estimating function ψ , with θ_0 and η_0 being the true values of the parameter of interest and nuisance parameter(s) respectively. Such Donsker conditions are however a restrictive tool unsuitable for high-dimensional nuisance parameters. The strong entropy conditions required for controlling biases introduced by estimating and evaluating on the same data can be bypassed by cross-fitting via sample-splitting, which not only make proofs simpler, but also acts as a pragmatic approach to counter the overfitting/high-complexity challenges of highly adaptive ML methods (Belloni et al. (2010, 2012); Robins et al. (2008, 2013, 2017)).

The construction of Neyman-orthogonal functions is related to the derivation of influence functions (Tsiatis (2006)), which ensure second order bias on the estimation of nuisance parameters (Semenova et al. (2018)), and semi-parametric efficiency under correctly specified models (Newey (1994)). While influence functions may not exist when pathwise differentiability of the functional of interest is violated (usually via lack of finite variance of the Riesz representer (Hines et al. (2022))), insights derived from them may still be used to ensure second-order bias via pseudo-outcome construction (Kennedy et al. (2017); Yang et al. (2023)), and hence constitute a crucial piece of DML literature. Often of particular interest are influence functions of parameters that admit a second-order bias of the form of a mixed bias, that allow double-robust estimation under possible misspecification (Robins et al. (2008)). Ghassami et al. (2022) also studied a general class of functions in this regard that ensure mixed bias in the form of a product.

Such a rich literature on influence functions or its DML counterpart lay a fertile ground for extending these results to its strongly consistent counterparts. Building on the groundwork of anytime-valid inference, this paper positions itself at the intersection of these two avenues, and hopes to develop the framework for strongly consistent asymptotic inference for the DML literature.

1.2 Our Contributions

We delineate our contributions in this paper as the following:

- (i) *Motivational:* While the usual sequential A/B testing framework only considers ATE estimation, the generalized DML framework, which has received widespread uptake in recent years both due to academic and industry interest, has been relatively untouched by anytime-valid inference. While DML can be used in trickier identification situations (like LATE, ATT, partial identification etc.), we motivate its usage in continuously monitored experiments as well as observational studies in Section 1 and in the empirical analysis of Section 6, and elucidate a formal framework of achieving DML guarantees along with anytime-validity.

- (ii) *Technical*: While the general recipe for confidence sequence construction under a strongly valid linear asymptotic representation has been provided in [Waudby-Smith et al. \(2024\)](#), it is unclear how such a representation would hold in complicated situations, particularly in the DML context. We address this gap by pin-pointing the [Chernozhukov et al. \(2018\)](#)-style assumptions on the underlying problem and estimation problem, thus allowing users a formal framework to verify and deploy suitable techniques for anytime-valid inference under more sophisticated DML algorithms.
- (iii) *Simplifying*: Last but not the least, we illustrate the simplicity of constructing confidence sequences in complicated causal settings. In fact, while obtaining orthogonal functions and applying the DML framework can sometimes be a daunting activity, the incremental effort to obtain anytime-valid inference is very minimal. Thus, our inferential methods are hardly any more restrictive than the original DML techniques; but providing an additional confidence guarantee and the flexibility that comes with it. We also formalize a framework to obtain Neyman-orthogonal functions for estimation of parameters in Theorem 2.1 which, to our knowledge, has not been formalized before in the literature in such generality; thus allowing second order bias in estimating parameters even if they don't admit a valid influence function.

The paper is organized as follows — in Section 2 we review relevant concepts of anytime-valid inference (Section 2.1) and double machine learning (Section 2.2), with old and new construction techniques for Neyman-orthogonal functions in Section 2.3. Section 3 outlines the assumptions on the estimators and the underlying data regularity to facilitate construction of an AsympCS, and shows how one can construct such sequences. Section 4 and Section 5 considers two non-trivial applications beyond vanilla A/B testing, viz. partial identification in observational studies, and non-compliance in online experiments respectively, and illustrates how our framework is applicable in such situations. We evaluate the performance of our method through simulation experiments in Section 6.1, and real data applications in (i) program evaluation via the STAR program in Section 6.2.1 and (ii) differentially expressed genes in microarray analysis under potential unmeasured confounding in Section 6.2.2, concluding with a discussion in Section 7.

All $O(\cdot)$ and $o(\cdot)$ notation in this paper shall be interpreted in the almost sure sense unless otherwise specified.

2 Review of Relevant Concepts

2.1 Asymptotic Anytime-valid Inference

We continue this discussion from Section 1, and adapt most of the concepts from the foundations laid by [Waudby-Smith et al. \(2024\)](#). While anytime-valid inference, by virtue of it being valid *anytime*, is naturally non-asymptotic, it is limited in its applicability. Most classical procedures for anytime-valid inference require knowledge of the parametric distribution family of the data generating procedure (eg: [Darling and Robbins \(1968\)](#); [Kaufmann and Koolen \(2021\)](#)), or create wider intervals to ensure non-parametric non-asymptotic coverage ([Howard et al. \(2021\)](#)). To contrast this with the fixed sample regime, consider creating confidence intervals for the mean for a well-behaved distribution family — it either requires knowledge of the distribution family to compute quantiles, or creates too wide bounds based on nonparametric Chebyshev or Chernoff bounds. On the other hand, an asymptotic analysis like the Central Limit Theorem allows one to have best of both worlds — it creates reasonably narrow intervals with asymptotically valid coverage, which is often good enough for real applications. [Waudby-Smith et al. \(2024\)](#) extended this notion to the concept of anytime-valid inference, as summarized below.

A $(1 - \alpha)$ -confidence sequence for a real-valued parameter of interest θ_0 is given by $\{\tilde{C}_n^*\}_{n \geq 1}$, where $\tilde{C}_n^* = [L_n^*, U_n^*]$ such that (3) holds for \tilde{C}_n^* . The definition of an asymptotic confidence sequence \tilde{C}_n , or

Asymp-CS for short is predicated on the existence of a such a nonasymptotic confidence sequence \tilde{C}_n^* :

Definition 2.1 (Asymptotic Confidence Sequences). $\{\tilde{C}_n\}_{n \geq 1} = \{[\tilde{L}_n, \tilde{U}_n]\}_{n \geq 1}$ is a $(1 - \alpha)$ Asymp-CS for a parameter of interest θ_0 if there exists a (maybe unknown) non-asymptotic $(1 - \alpha)$ confidence sequence $[L_n^*, U_n^*]_{n \geq 1}$ for θ_0 such that $\mathbb{P}(\forall n \geq 1, \theta_0 \in [L_n^*, U_n^*]) \geq 1 - \alpha$ and $L_n^*/\tilde{L}_n \xrightarrow{a.s.} 1$ and $U_n^*/\tilde{U}_n \xrightarrow{a.s.} 1$, ie, the end points of the nonasymptotic confidence sequence can be almost surely precisely approximated by \tilde{L}_n and \tilde{U}_n . Furthermore we say that \tilde{C}_n has an approximation rate a_n if $\max\{L_n^* - \tilde{L}_n, U_n^* - \tilde{U}_n\} = O(a_n)$.

Note that Definition 2.1 has intuitive motivation from the fixed sample case. To see this, consider $\{\hat{\mu} \pm z_\alpha \hat{\sigma}/\sqrt{n}\}$, which is an asymptotic confidence interval for a $\mathcal{N}(\mu, \sigma^2)$ family with unknown parameters μ and σ^2 . This approximates a valid interval $\{\hat{\mu} \pm z_\alpha \sigma/\sqrt{n}\}$, albeit with unknown parameter σ which exists unbeknownst to the researcher, and in that lies the root of its asymptotic validity. Similarly the celebrated Gaussian mixture boundary results for partial sums of iid Gaussian random variables $Z_1, Z_2, \dots \sim \mathcal{N}(\mu, \sigma^2)$ (Robbins (1970)) allows one to create an exact $(1 - \alpha)$ -CS of the form

$$\hat{\mu} \pm \sigma \sqrt{\frac{2(n\rho^2 + 1)}{n^2\rho^2} \log \left(\frac{\sqrt{n\rho^2 + 1}}{\alpha} \right)}$$

for any $\rho > 0$, with knowledge of σ^2 . Definition 2.1 extends this property to confidence sequences by allowing replacement of σ^2 with $\hat{\sigma}^2$, the sample variance which is known to be an almost sure estimator of σ^2 . Although extensions of this nature departing from the Gaussian behavior have been known, it requires explicit knowledge of the tail behavior of estimators being used (like sub-Gaussian, sub-exponential etc.), which is complicated to pinpoint while using sophisticated machine learning methods. In this regard Definition 2.1 truly addresses the gap that existed between the classic CLT and its time uniform counterpart, and hence we admit it as our go-to definition. For multivariate parameters, we consider Asymptotic Confidence Regions (Waudby-Smith et al. (2024)):

Definition 2.2 (Multivariate Asymptotic Confidence Sequence). An \mathbb{R}^d valued random set $\{\tilde{C}_n\}_{n \geq 1}$ is a $(1 - \alpha)$ asymptotic confidence sequence (Asymp-CS) for a parameter $\theta_0 \in \mathbb{R}^d$ if there exists a non-asymptotic $(1 - \alpha)$ confidence sequence $\{C_n^*\}_{n \geq 1}$ for θ_0 such that $\mathbb{P}(\forall n \geq 1, \theta_0 \in C_n^*) \geq 1 - \alpha$ and $\Lambda(\tilde{C}_n \Delta C_n^*)/\Lambda(C_n^*) \rightarrow 0$ almost surely, where Δ denotes the set-difference and Λ the Lebesgue measure on \mathbb{R}^d .

An important property an AsympCS is expected to have is uniform Type-I error control:

Definition 2.3 (Asymptotic time-uniform coverage). A sequence of AsympCSs $\{\tilde{C}_n(m)\}_{n \geq 1}$, $m \in \mathbb{N}$ is said to have an asymptotic time uniform $(1 - \alpha)$ -coverage for θ_0 if

$$\lim_{m \rightarrow \infty} \mathbb{P}(\forall n \geq m, \theta_0 \in \tilde{C}_n(m)) \geq 1 - \alpha. \quad (4)$$

Equation (4) essentially says that if one starts peeping into the data late enough, ie after a large sample size m , one expects to cover the true parameter throughout with high probability. While (4) is an important property to have for asymptotic confidence sequences, it doesn't usually suffice- see Waudby-Smith et al. (2024) for a detailed discussion. However, the confidence sequences we shall consider in this paper satisfies both Definition 2.1 and Definition 2.3 and hence avoid the conundrum of choosing one versus the other.

Remark (Running Intersections): It might be worthwhile to mention that a feature of non-asymptotic confidence sequences that are not enjoyed by it's batch counterpart is that, if $\{C_n^*\}_{n \geq 1}$ is a confidence sequence, then so is $\{C_n^\cap\}_{n \geq 1}$, where $C_n^\cap = \cap_{k \leq n} C_k^*$. A similar property is enjoyed by AsympCS's that satisfy (4): If $\{\tilde{C}_n(m)\}$ satisfy Equation 4, for $m = 1, 2, \dots$, then so does $\tilde{C}_n^\cap(m) = \cap_{m \leq k \leq n} \tilde{C}_k(m)$.

This is because $\lim_{m \rightarrow \infty} \mathbb{P}(\exists n \geq m : \theta_0 \notin \tilde{C}_n^\cap(m)) = \lim_{m \rightarrow \infty} \mathbb{P}(\exists n \geq m, m \leq k \leq n : \theta_0 \notin \tilde{C}_k(m)) = \lim_{m \rightarrow \infty} \mathbb{P}(\exists k \geq m : \theta_0 \notin \tilde{C}_k(m)) \geq (1 - \alpha)$. This is particularly advantageous in case of ML based estimators which are known for its instability (Molybog et al. (2023)), due to various reasons including numerical precision, sensitivity to initialization and early layers, and size of hyperparameter space (Ham-moudeh and Lowd (2024); Lones (2021); Smith (2017)). Thus, here one can use such running intersections to create confidence sequences monotonic in sample size (of course after a large ‘peeking’ time m) and still maintain asymptotic time uniform coverage as in (4).

2.2 Double/Debiased Machine Learning

Having reviewed the concepts of anytime-valid inference, we turn our attention to double-debiased machine learning. The primary success of DML techniques is to overcome the regularization bias that is obtained from machine learning estimators (Cucker and Smale (2002)). For instance, even in a simple partially linear model

$$Y = A\theta_0 + m_0(X) + \varepsilon_1, \quad \mathbb{E}[\varepsilon_1|X, A] = 0, \quad (5)$$

$$A = e_0(X) + \varepsilon_2, \quad \mathbb{E}[\varepsilon_2|X] = 0, \quad (6)$$

a sophisticated ML estimator for 5 shall produce $\hat{A}\hat{\theta} + \hat{m}$ to learn the equation. For the ease of exposition, consider a sample-splitting framework where \hat{m} is learnt independently from one half of the sample I^c , and $\hat{\theta}_0$ is evaluated from a different part I using the learnt \hat{m} and the OLS estimator. Even in such a situation, Chernozhukov et al. (2018) illustrates that

$$\sqrt{n}(\hat{\theta} - \theta_0) = \left(\frac{2}{n} \sum_{i \in I} A_i^2 \right)^{-1} \left[\frac{2}{\sqrt{n}} \sum_{i \in I} A_i \varepsilon_{1i} + \frac{2}{\sqrt{n}} \sum_{i \in I} e_0(X_i)(m_0(X_i) - \hat{m}(X_i)) + o_p(1) \right].$$

The first factor converges to a constant, and the first term in the second factor admits a central limit under mild conditions, but the second term in the second factor is not bounded in probability and generally diverges. This is because ML estimators, in an attempt to control the variance of \hat{m} , force it away from the true m_0 in expectation, leading to a slower rate of mean-squared convergence of \hat{m} . This problem can however be mitigated by extracting out the effect of X from A by (6). Using the same framework as before, learning \hat{m} and \hat{e} from I^c and using the DML estimator $\hat{\theta}_{\text{DML}} = \sum_{i \in I} \hat{\varepsilon}_{2i}(Y_i - \hat{m}(X_i)) / \sum_{i \in I} \hat{\varepsilon}_{2i} A_i$, one may obtain that

$$\sqrt{n}(\hat{\theta}_{\text{DML}} - \theta_0) = \mathbb{E}[\varepsilon_2^2]^{-1} \left(\frac{2}{\sqrt{n}} \sum_{i \in I} \varepsilon_{1i} \varepsilon_{2i} + \frac{2}{\sqrt{n}} \sum_{i \in I} (\hat{m}(X_i) - m_0(X_i))(\hat{e}(X_i) - e_0(X_i)) + r^* \right). \quad (7)$$

Now the first term in parentheses admits a central limit, and the second term is less problematic as it is now the product of two estimation errors, and can hence vanish at rate $\sqrt{nn}^{-(\psi_m + \psi_e)}$, faster than the individual error rates $n^{-\psi_m}$ and $n^{-\psi_e}$. Thus, if it can be verified by r^* is sufficiently well-behaved, ensured by either equicontinuity conditions as discussed in Section 1.1, or by sample-splitting methods as illustrated by Chernozhukov et al. (2018), one can obtain an expect an asymptotic linear representation-facilitating construction of CLT like confidence intervals or anytime-valid intervals in strong approximation counterparts.

The key idea in this regard was the partialling out of X from A , an idea formally known as orthogonalization. Introduced by Neyman (1959, 1979) to the semiparametric literature, it is a crucial idea for not only DML but a wide array of statistical learning, as alluded to in Section 1.1. To define Neyman orthogonality, suppose that we have access to an iid stream of data $\{W_i\}_{i \geq 1}$ with some law W on the measurable space \mathcal{W} . Let $\theta \in \Theta$ be our parameter of interest, and $\eta : \mathcal{W} \rightarrow \mathbb{R}^{d_0}$ be nuisance functions,

with their collection being represented by a convex set \mathcal{T} . The true parameter values are denoted by $\theta_0 \in \Theta$ and $\eta_0 \in \mathcal{T}$ respectively, and let $\psi : \mathcal{W} \times \Theta \times \mathcal{T} \rightarrow \mathbb{R}^d$ be a function such that

$$\mathbb{E}[\psi(W; \theta_0, \eta_0)] = 0. \quad (8)$$

Condition (8) ensures that θ_0 is identified from the data distribution, and can generally be obtained from a modification of the identifying equation.

Definition 2.4 (Neyman Orthogonality). *The function $\psi : \mathcal{W} \times \Theta \times \mathcal{T} \rightarrow \mathbb{R}^d$ satisfies the Neyman orthogonality condition at (θ_0, η_0) on the nuisance realization set $\mathcal{T}_n \subseteq \mathcal{T}$ if it satisfies (8), admits a pathwise (Gateaux) derivative $\frac{\partial}{\partial r} \psi(W; \theta_0, \eta_0 + r(\eta - \eta_0))$ $r \in [0, 1)$ and $\eta \in \mathcal{T}$, and satisfies*

$$\frac{\partial}{\partial r} \mathbb{E}[\psi(W; \theta_0, \eta_0 + r(\eta - \eta_0))] = 0 \quad (9)$$

for all $r \in [0, 1)$ and $\eta \in \mathcal{T}_n \subseteq \mathcal{T}$.

Indeed if η is a finite dimensional vector then $\mathcal{T}_n = \mathcal{T}$ suffices.

While Chernozhukov et al. (2018) lays out conditions for a linear representation like (7) to hold in probability for a Neyman orthogonal function ψ as in (9), it is non-trivial to extend these conditions for an almost sure representation — which is necessary to apply the recipe of Waudby-Smith et al. (2024) to obtain Asymp-CS for the structural parameters. In this paper, we address the gap by formulating the exact Chernozhukov-style DML conditions for such an almost sure representation to hold, and hence constructing asymptotic confidence sequences. We must also mention that the conditions for a strong approximation are remarkably similar to Chernozhukov et al. (2018)’s weaker representation, and hence with only a slightly incremental cost can one extend the guarantee of DML confidence intervals to a much stronger anytime-valid guarantee, with all its benefits and flexibility.

2.3 Construction of Neyman-orthogonal Functions

Before moving on to the time uniform counterpart DML algorithms, we should address the major bottleneck of obtaining Neyman-orthogonal functions. Indeed the construction of a Neyman-orthogonal function ψ , satisfying (9) is hard, and lies at the heart of DML methods. For instance, one often obtains $\theta \in \Theta$ and $\xi \in \Xi$ (the parameter of interest and a nuisance parameter respectively) by an optimization problem

$$\max_{\theta \in \Theta, \xi \in \Xi} \mathbb{E}[l(W; \theta, \xi)],$$

which under usual regularity conditions satisfy the first order conditions

$$\mathbb{E}[\partial_\theta l(W; \theta, \xi)] = 0 \text{ and } \mathbb{E}[\partial_\xi l(W; \theta, \xi)] = 0.$$

Then, taking $\eta = (\xi, \mu)$, one may define $\psi(W; \theta, \eta) = \partial_\theta l(W; \theta, \xi) - \mu \partial_\xi l(W; \theta, \xi)$, with $J_{\theta\xi} - \mu J_{\xi\xi} = 0$ where $J_{ab} = \partial_{a,b} \mathbb{E}[\partial_{ab} l(W; \theta, \xi)]|_{\theta_0, \xi_0}$ for $a, b \in \{\theta, \xi\}$. It is easy to verify that under suitable regularity and invertibility conditions, ψ constitutes a Neyman-orthogonal function. Of course, this construction is not new, as illustrated in the context of constructing efficient score when l is the true log-likelihood (Neyman (1959)), or in more general cases by Chernozhukov et al. (2018). The latter also considers a wide array of case-specific instances for construction of a Neyman-orthogonal ψ , which we do not reiterate for considerations of space.

While it may be clear from (8) and (9) that Neyman-orthogonality is a property of the function ψ and the true value of the nuisance parameter η_0 and not determined by a modeling choice for the parameter θ , it

may still be a smart choice to utilize the semiparametric efficiency route to construct such an orthogonal function ψ . Such a calculation leads an influence function adjustment to the original function, and is often related to achievement of semi-parametric efficiency for estimating θ_0 under the specific semiparametric model (Chernozhukov et al. (2022); Newey (1994)).

The route to obtaining such a functional usually involves that θ_0 the parameter (or functional) of interest is pathwise-differentiable with respect to the underlying distribution, so that it may admit an influence function. To illustrate, one may consider a one dimensional mixture model of the underlying distribution P and a perturbing distribution \tilde{P} , then one may use the parametric submodel given by $P_r = P + r(\tilde{P} - P)$, $r \in [0, 1)$, often referred to as the regular parametric submodel (Hines et al. (2022)). To derive an influence function for θ , one requires that $\left. \frac{d\theta(P_r)}{dr} \right|_{r=0} = \lim_{r \downarrow 0} \frac{\theta(P_r) - \theta(P)}{r}$, that is the pathwise derivative of P_r , to exist and have finite variance. Such a pathwise differentiability criteria is very crucial for semiparametric efficiency, and allows one to write $\left. \frac{d\theta(P_r)}{dr} \right|_{r=0} = \mathbb{E}_{\tilde{P}}[\zeta_R(W, P)]$, where $\zeta_R \in L^2$ is a unique ‘representator’ of the pathwise derivative, allowed for by the Riesz’s representation theorem (Bickel et al. (1993); Laan and Robins (2003); Tsiatis (2006)). In such a situation, one considers the estimator $\theta(\hat{P}_n) + \frac{1}{n} \sum_{i=1}^n \zeta(W_i, \hat{P}_n)$, where \hat{P}_n denotes the empirical distribution, as the estimating equation of the form (8).

However, often a parameter of interest θ_0 , although identified by a function ϕ , may not be pathwise differentiable. This is not purely theoretical, for instance one may be interested in the conditional average treatment effect (CATE) under continuous covariates (Rubin and van der Laan Mark (2007)), or the potential outcome mean under a continuous treatment model (Rubin and van der Laan (2005); Kennedy et al. (2017)). However, a proposed idea for constructing orthogonal functions satisfying (9) can be obtained by instead considering the expectation of the functional θ_0 with respect to a marginal density on the continuous variable. Generally, these expectations are pathwise differentiable and hence admit an influence function, and thus may be utilized to extract a pseudo-outcome to satisfy Neyman-orthogonality (Kennedy et al. (2017); Yang et al. (2023)). The general result for formalizing the approach for deriving a pseudo-outcome is given as follows, the proof of which can be found in Appendix A.

Theorem 2.1. *Consider a parameter of interest $\theta \in \Theta$ that is identified by a function $\phi \in L^2$ satisfying $\mathbb{E}[\phi(W; \theta_0, \beta)|X] = 0$, where $\beta \in \mathcal{B}$ is some nuisance parameter (possibly infinite dimensional) and W is the observed data, and X is some observed random variable. Suppose that there exists a function $R(W; \theta, \eta) \in L^2$, with $\eta = (\beta, \gamma(\beta))$, such that for any regular parametric model P_r with parameter r such that $P_0 = P$ and likelihood score $S(\cdot)$, we have*

$$\left. \frac{\partial \mathbb{E}[\phi(W; \theta_0, \beta_0 + r(\beta - \beta_0))|X]}{\partial r} \right|_{r=0} = \mathbb{E}[R(W; \theta_0, \underbrace{\beta_0, \gamma(\beta_0)}_{\eta_0})S(W)|X], \quad (10)$$

with $\mathbb{E}[R(W; \theta_0, \eta)|X] = 0$, then $\psi(W; \theta_0, \eta) = \phi(W; \theta_0, \beta) + R(W; \theta_0, \eta)$ satisfies the Neyman-orthogonality condition (9).

Note that the function $\mathbb{E}[\phi(W; \theta_0, \beta)|X = x]$ may not be pathwise differentiable as it may not admit a second moment (and hence not an influence function), but Theorem 2.1 bypasses such a requirement for the construction of Neyman-orthogonal functions. Yang et al. (2023) considers the special case of this Theorem 2.1 in the case of counterfactual regressions, and provide a wide variety of instances of the construction of such a R function and hence a corresponding pseudo-outcome.

3 Construction of Asymptotic Confidence Sequences in the DML Framework

Suppose that we get to observe a sequence $\{W_i\}_{i \geq 1}$ iid with law same as W on a measurable space \mathcal{W} . Let nuisance functions be denoted by $\eta : \mathcal{W} \rightarrow \mathbb{R}^{d_0}$, and \mathcal{T} be the collection of these functions. Denote θ as the parameter we actually care to estimate, taking value in Θ .

The true parameter and true nuisance are denoted by $\theta_0 \in \Theta$ and $\eta_0 \in \mathcal{T}$ respectively, and with $\hat{\theta}$ and $\hat{\eta}$ denoting their estimates, which shall be discussed in detail next. Let $\psi : \mathcal{W} \times \Theta \times \mathcal{T} \rightarrow \mathbb{R}^d$ be a function satisfying (9). Also, let δ_n be a sequence of positive constants converging to 0. We characterize the uncertainty due to the estimation of nuisance parameters by δ_n , and generally, under high-dimensional parameters, we expect δ_n to be slower than the parametric rate, i.e., $\delta_n \geq n^{-\frac{1}{2}}$, and therefore the bias in estimation of θ_0 or asymptotic approximation by a suitable normal distribution is dominated by the uncertainty in estimation of nuisance parameters (Yang et al. (2023)). Let T be the number of samples used to evaluate, and $T' = n - T$ is the number of samples required to learn the nuisance parameters till time n .

To estimate $\hat{\eta}$, we take a K -fold random partition of $[n] = \{1, \dots, n\}$, denoted by $\{I_k\}_{1 \leq k \leq K}$, with the size of each I_k roughly equalling n/K . Such a partition may be obtained by sequentially assigning each data point to one of I_k at random, or by looping through each I_k over k one at a time till all the data points upto time n are exhausted, etc. Nevertheless, we expect the size of each I_k to be good enough for a fair estimation of $\hat{\eta}$, in a manner made precise by Assumption 3.2.

Also, we use the notation $\mathbb{P}_t f(Z) = \frac{1}{t} \sum_{i=1}^t f(Z_i)$ for the empirical average operator, while the conditional average operator is denoted by $\mathbb{P} \hat{f}(Z) = \mathbb{E}[\hat{f}(Z) | \{Z'_i\}_{i \in I_1^c}]$, where \hat{f} is learnt from $\{Z'_i\}_{i \in I_1^c}$.

Define the sample splitting estimator $\hat{\theta}$ as the solution to

$$\mathbb{P}_T[\psi(W, \theta, \hat{\eta})] = 0,$$

where $T = |I_1|$, and $\hat{\eta}$ is estimated from $I_{-1} := \{W_i\}_{i \in I_1^c}$. For convenience, we shall denote I_1 as simply I . Proof of all results in this section are collected in Appendix B.

Assumption 3.1. (*Linear Scores with Approximate Neyman Orthogonality*) For all $n \geq 3$, the following conditions hold:

- (a) The true parameter value θ_0 satisfies moment conditions in (8).
- (b) The score function is linear in θ , that is, there exist functions ψ^a and ψ^b such that

$$\psi(W; \theta, \eta) = \psi^a(W; \eta)\theta + \psi^b(W; \eta). \quad (11)$$

- (c) The map $\eta \mapsto \mathbb{E}[\psi(W; \theta, \eta)]$ is twice continuously Gateaux differentiable on \mathcal{T} .
- (d) The score function ψ satisfies the Neyman near-orthogonality condition at (θ_0, η_0) with respect to the nuisance realization set $\mathcal{T}_n \subset \mathcal{T}$, ie,

$$\lambda_n := \sup_{\eta \in \mathcal{T}_n} \left\| \frac{d}{dr} \mathbb{E}[\psi(W; \theta_0, \eta_0 + r(\eta - \eta_0))] \Big|_{r=0} \right\| \leq \delta_n \sqrt{\frac{\log \log n}{n}}. \quad (12)$$

- (e) The identification holds; ie, the singular values of the matrix $J_0 := \mathbb{E}[\psi^a(W; \eta_0)]$ lie between c_0 and c_1 , where $c_0 \leq c_1$ are finite positive constants.

Of course, Assumption 3.1(a) is the ensuring that θ_0 can be identified and estimated from the population moment equation given by ψ . (11) in (b) essentially assumes that θ can be inferred back from ψ as a solution to a set of linear equations. While this is a strong assumption, most causal estimands, like average treatment effect (ATE), local average treatment effect (LATE), conditional average treatment effect (CATE), average treatment effect on treated (ATT) etc. can be identified and estimated from a ψ function that admits a linear representation of the form in (11). The Assumptions (c) and (d), generalize the Neyman-orthogonality condition in (9) to a near-orthogonality condition in cases where exact orthogonality is too restrictive. Such a relaxation may be useful for quasi-likelihood or GMM settings, as illustrated in Chernozhukov et al. (2018). Note that the near-orthogonality condition in (12) allows for an additional factor of $\sqrt{\log \log n}$ not allowed for in Chernozhukov et al. (2018), but is not really a relaxation as the nuisance realization set \mathcal{T}_n needs to contain $\hat{\eta}$ almost always, as shall be clarified in Assumption 3.2. Assumption (e) is a simple assumption that in conjunction with (11) allows θ_0 is indeed identified from ψ .

In addition, to Assumption 3.1, we need a second set of regularity assumptions on the behavior of ψ in \mathcal{T}_n , to ensure that all plug-in biases are controlled and we may obtain an asymptotically linear representation to hold almost surely.

Assumption 3.2. (*Score Regularity and Nature of Estimated Nuisance*) For all $n \geq 3$, let \mathcal{T}_n be a set containing η_0 satisfying the following properties:

(a) Given a random subset I (with $T := |I|$) of $[n]$ with $T/n \xrightarrow{a.s.} 1/K$, the nuisance parameter $\hat{\eta}$ estimated from $\{W_i\}_{i \in I^c}$ is not contained in \mathcal{T}_n only finitely often.

(b) For $q > 2$, the following moment conditions hold:

$$m_n := \sup_{\eta \in \mathcal{T}_n} (\mathbb{E} \|\psi(W; \theta_0, \eta)^q\|)^{1/q} \leq c_1; \quad m'_n := \sup_{\eta \in \mathcal{T}_n} (\mathbb{E} \|\psi^a(W; \theta_0, \eta)^q\|)^{1/q} \leq c_1.$$

(c) The following rate conditions hold:

$$r_n = \sup_{\eta \in \mathcal{T}_n} \|\mathbb{E}[\psi^a(W; \eta)] - \mathbb{E}[\psi^a(W; \eta_0)]\| \leq \delta_n. \quad (13)$$

$$r'_n = \sup_{\eta \in \mathcal{T}_n} (\mathbb{E}[\|\psi(W; \theta_0, \eta) - \psi(W; \theta_0, \eta_0)\|^2])^{\frac{1}{2}} \leq \delta_n. \quad (14)$$

$$\lambda'_n = \sup_{r \in (0,1); \eta \in \mathcal{T}_n} \left\| \frac{d^2}{dr^2} \mathbb{E}[\psi(W; \theta_0; \eta_0 + r(\eta - \eta_0))] \right\| \leq \delta_n \sqrt{\frac{\log \log n}{n}}. \quad (15)$$

(d) The score is non-degenerate: All eigen-values of the matrix $\mathbb{E}[\psi(W; \theta_0, \eta_0)\psi(W; \theta_0, \eta_0)^T]$ are at least c_0 .

Assumption 3.2 (a) ensures that $\hat{\eta}$ is reasonably well-behaved, i.e., for a large enough sample size, $\hat{\eta}$ is always contained in \mathcal{T}_n . Since $\mathcal{T}_n \subseteq \mathcal{T}$ creates a shrinking neighborhood around η_0 at rates r_n , r'_n and λ'_n via equations (13)–(15), they ensure strong consistency properties of the estimator $\hat{\eta}_n$. The rate λ'_n is particularly important, which determines how fast the nuisance estimates need to converge to the true parameters with respect to the growing sample size. While in some problems this double derivative amounts to be 0, for instance in (5) when m_0 is known, or in an experimental study to obtain the ATE with known propensity scores e_0 , in most cases that is not the case; and hence the double derivative condition imposes restrictions on the quality of the estimators used. However, it can be ensured that if ψ happens to be an influence function or a pseudo-outcome emulating an influence function, one can ensure that λ'_n is of the order $O(\|\hat{\eta} - \eta_0\|^2)$ (Fisher and Kennedy (2021)), and hence in the worst case η_0 needs to be strongly estimated at rate $(\log \log n/n)^{\frac{1}{4}}$.

Remark: One can contrast the nature of Assumptions 3.1 and 3.2 to that of (Chernozhukov et al., 2018, Assumptions 3.1 and 3.2), to see that they are remarkably similar, except that \mathcal{T}_n is now a nuisance realization set that is allowed to not contain the nuisance estimate $\hat{\eta}$ only finitely often, and the rate conditions in Equation equations (12)–(15) allow an additional factor of $\sqrt{\log \log n}$ to compensate for the strong consistency expected of the nuisance realization set. This is unsurprising, as the law of iterated logarithm — a key result forming the backbone of our paper — states that a mean-centered random walk with finite variance is of $O(\sqrt{n \log \log n})$, whereas the central limit theorem ensures that the same is $O_p(\sqrt{n})$.

Theorem 3.1. *(Properties of the Sequential Sample Splitting Estimator) Under Assumption 3.1 and 3.2 are valid,*

$$\sigma^{-1}(\hat{\theta} - \theta_0) = -\frac{1}{T} \sum_{i=1}^T \sigma^{-1} J_0^{-1} \psi(W_i; \theta_0, \eta_0) + O\left((r_n + r'_n) \sqrt{\frac{\log \log n}{n}} + \lambda_n + \lambda'_n\right),$$

where $\sigma^2 = J_0^{-1} \mathbb{P}[\psi \psi^T] J_0^{-1}$.

By Assumption 3.1(d) and 3.2(c), the error term is of the order $O\left(\delta_n \sqrt{\frac{\log \log n}{n}}\right)$, and thus $o\left(\sqrt{\frac{\log \log n}{n}}\right)$ if $\delta_n \rightarrow 0$.

Theorem 3.1 ensures that the sample splitting estimator $\hat{\theta}$ admits an asymptotically linear representation, that holds almost surely. The almost sure holding of the representation is a primary distinction from previous results, and thus allows one to use representation of random sums to create AsympCS for θ_0 from $\hat{\theta}$. Of course, the variance σ needs to be estimated with a strong consistency guarantee to ensure that such confidence sequences can be computed from the data, which brings us to Theorem 3.2.

Theorem 3.2. *(Estimation of Variance) Suppose Assumption 3.1 and 3.2 hold, then estimating σ^2 by $\hat{\sigma}^2 = \hat{J}_0^{-1} \mathbb{P}_T[\hat{\psi} \hat{\psi}'] (\hat{J}_0^{-1})'$ we have*

$$\hat{\sigma}^2 = \sigma^2 + O\left(n^{-(1-\frac{2}{q})} \vee \sqrt{\frac{\log \log n}{n}} + r_n + r'_n\right).$$

Theorem 3.1 and Theorem 3.2 allows us to obtain a asymptotically linear representation of $\hat{\sigma}^{-1}(\theta - \theta_0)$ that holds almost surely, as illustrated in Corollary 3.1.

Corollary 3.1. *Under Assumption 3.1 and 3.2*

$$\hat{\sigma}^{-1}(\hat{\theta} - \theta_0) = -\frac{1}{T} \sum_{i=1}^T \sigma^{-1} J_0^{-1} \psi(W_i; \theta_0, \eta_0) + O\left(n^{-(1-\frac{2}{q})} \vee \sqrt{\frac{\log \log n}{n}} + (r_n + r'_n) \sqrt{\frac{\log \log n}{n}} + \lambda_n + \lambda'_n\right),$$

ie, the σ^{-1} on the left hand side of Theorem 3.1 can be replaced by $\hat{\sigma}^{-1}$ with an additional error of the order at most $O\left(n^{-(1-\frac{2}{q})} \vee \sqrt{\frac{\log \log n}{n}}\right)$.

The estimator in Theorem 3.1 have all been obtained by sample-splitting, which needless to say, may lose out on efficiency. An easy remedy to this is cross-fitting, which can even be adapted to the sequential setting- by randomly assigning a newly arrived data point to one of the folds of the K -fold partition, or by looping through the folds sequentially. Nevertheless, one can define two DML estimators based on such cross-fitting technique.

Definition 3.1. Consider a K fold random partition $\{I_k\}_{k=1}^K$ of $[n]$ such that $|I_k|/n \xrightarrow{a.s.} 1/K$, and for each k , estimate $\hat{\eta}_k = \hat{\eta}(\{W_i\}_{i \in I_k})$.

- (DML₁ estimator) Construct $\hat{\theta}_k$ as the solution to

$$\frac{1}{|I_k|} \sum_{i \in I_k} \psi(W_i, \theta, \hat{\eta}_k) = 0, \quad (16)$$

and the corresponding variance estimate as

$$\hat{\sigma}_k^2 = \hat{J}_0^{-1} \left(\frac{1}{|I_k|} \sum_{i \in I_k} \psi(W, \theta, \hat{\eta}_k) \psi(W, \theta, \hat{\eta}_k) \right) (\hat{J}_0^{-1})^T.$$

Then the DML₁ estimator for θ is defined as $\hat{\theta}_{DML_1} = \frac{1}{K} \sum_{k=1}^K \hat{\theta}_k$, with estimated variance $\hat{\sigma}_{DML_1}^2 = \frac{1}{K} \sum_{k=1}^K \hat{\sigma}_k^2$.

- (DML₂ estimator) $\hat{\theta}_{DML_2}$ is defined as the solution to

$$\frac{1}{K} \sum_{k=1}^K \frac{1}{|I_k|} \sum_{i \in I_k} \psi(W_i, \theta, \hat{\eta}_k) = 0, \quad (17)$$

with its variance estimate as

$$\hat{\sigma}_{DML_2}^2 = \hat{J}_0^{-1} \left(\frac{1}{K} \sum_{k=1}^K \frac{1}{|I_k|} \sum_{i \in I_k} \psi(W, \theta, \hat{\eta}_k) \psi(W, \theta, \hat{\eta}_k) \right) (\hat{J}_0^{-1})^T.$$

The choice of K has no asymptotic impact on the confidence sequences produced, but may produce better performance on moderate sample size. Chernozhukov et al. (2018) recommends using $K = 4$ or 5 for better performance than $K = 2$. Also DML₂ is generally preferred than DML₁ due to better stability in the pooled empirical Jacobian in (17) than its individual counterpart in (16). Analogous results to Theorem 3.1 and Theorem 3.2 hold for the cross-fitting estimators in Definition 3.1, the result of which we shall state without proof in Corollary 3.2.

Corollary 3.2. Under Assumptions 3.1 and 3.2, both the DML₁ and DML₂ estimators satisfy

$$\begin{aligned} \hat{\sigma}_{DML_j}(\hat{\theta}_{DML_j} - \theta_0) &= -\frac{1}{n} \sum_{i=1}^n \sigma^{-1} J_0^{-1} \psi(W_i; \theta_0, \eta_0) \\ &\quad + O \left(n^{-(1-\frac{2}{q})} \bigvee \sqrt{\frac{\log \log n}{n}} + (r_n + r'_n) \sqrt{\frac{\log \log n}{n}} + \lambda_n + \lambda'_n \right); \end{aligned}$$

for $j = 1, 2$.

Remark: Corollary 3.1 and 3.2, while resembling their counterpart results in Chernozhukov et al. (2018), are distinct in two key aspects. Firstly, the equality in Corollary 3.2 holds almost surely, with the error terms boasting almost sure validity in rates, while in contrast the usual errors in approximation as in Chernozhukov et al. (2018) are in probability. While it may seem like a technical difference, it is crucial to construct confidence sequences with asymptotic anytime-validity, as can be seen in Theorem 3.3. Also, the rate of approximations has an additional $\sqrt{\log \log n}$ in the numerator on the right hand side of Corollary 3.2. This is an artefact of the orthogonality and regularity assumptions in Assumption 3.1

and 3.2, as well as the law of iterated logarithm (LIL) as discussed before. Since LIL is sharp, it is unlikely that the $\sqrt{\log \log n}$ term can be eradicated.

Based on the asymptotically linear expansion in Corollary 3.2, we can use the recipe of Waudby-Smith et al. (2024) to obtain confidence sequence and confidence regions for θ_0 .

Theorem 3.3. *Suppose Assumptions 3.1 and 3.2 hold. Then, for any constant $\rho > 0$,*

$$(a) \quad \forall n \geq 1, \left\{ \theta \in \mathbb{R}^d : \|\hat{\sigma}_{DML_j}^{-1}(\hat{\theta}_{DML_j} - \theta)\|^2 < \frac{2(n\rho^2 + 1)}{n^2\rho^2} \log \frac{(n\rho^2 + 1)^{\frac{d}{2}}}{\alpha} \right\}$$

constitutes a $(1 - \alpha)$ -Asymp CS region for θ_0 , for $j = 1, 2$, with approximation rate

$$O \left(n^{-(1-\frac{2}{q})} \vee \sqrt{\frac{\log \log n}{n}} + (r_n + r'_n) \sqrt{\frac{\log \log n}{n}} + \lambda_n + \lambda'_n \right)$$

(b) *For any $l \in \mathbb{R}^d$ vector, a $(1 - \alpha)$ -Asymp CS for the scalar parameter $l^T \theta_0$ is given by*

$$l^T \hat{\theta}_{DML_j} \pm \sqrt{l^T \hat{\sigma}_{DML_j}^{-2} l} \sqrt{\frac{2n\rho^2 + 1}{n^2\rho^2} \log \frac{(n\rho^2 + 1)}{\alpha}}$$

for $j = 1, 2$, with the same approximation rate as in (a).

Also, replacing ρ by $\rho_m := \rho(\hat{\sigma}^2 m \log(m \vee e)) = \sqrt{\frac{-2 \log \alpha + \log(-2 \log \alpha) + 1}{\hat{\sigma}_m^2 m \log(m \vee e)}}$, where m denotes the first ‘peeking’ time, provides asymptotic Type-I error coverage as in (4) at level α .

Before moving on to illustrating our new found confidence sequences in Theorem 3.3, it must be emphasized how simple the leap from regular confidence intervals to the anytime-valid guarantee of confidence sequences have been. By conditions mildly incremental from that of Chernozhukov et al. (2018), ie on the strong consistency of the estimators, as delineated in Assumptions 3.1 and 3.2, one can ensure the strong guarantee of asymptotic anytime-valid inference, and the flexibility it offers there in. We thus recommend that if one goes through the effort of ensuring the conditions of Chernozhukov et al. (2018), the extra effort required for the anytime-valid guarantee is only mild, and reaps a lot more of the benefits: continuous monitoring, data-driven stopping time, running intersections to hedge against ML instability, etc.

4 Inference in Partially Identified Observational Studies

Consider the situation in Example 3. Under the standard assumption of unconfoundedness and other causal assumptions, one can identify and estimate the average treatment effect. More formally, consider a set of potential outcomes $Y(0), Y(1)$ and a treatment A , and the observed realization to be $Y = AY(1) + (1 - A)Y(0)$, and a set of potential covariates (confounders) $X \in \mathcal{X}$ such that $0 < \varepsilon < \mathbb{P}(A = 1|X) < 1 - \varepsilon$. The standard no unmeasured confounding (NUC) assumption is given by $(Y(0), Y(1)) \perp\!\!\!\perp A|X$. The augmented inverse probability weighting (AIPW) estimator is a common choice in estimating the ATE under NUC, which is known to have the Neyman-orthogonality property as in Definition 9, leading to double robust estimation. Waudby-Smith et al. (2024) themselves considers the anytime-valid inference

using the AIPW estimator, and delineates conditions for the stronger guarantee of anytime-valid inference. However, their conditions are specifically catered to the AIPW estimator, and it is unclear how to extend the assumptions on more general estimators to obtain an asymptotically valid representation that holds almost surely. To illustrate this, consider the unconfoundedness assumption to be violated, which is often a potential concern in observational studies (Rosenbaum (2010)). One often imagines an unmeasured confounder $U \in \mathcal{U}$ such that NUC may be generalized as:

Assumption 4.1 (Unobserved-confounding). $(Y(0), Y(1)) \perp\!\!\!\perp A|X, U$.

However, as U is unmeasured, as is often the case in most observational studies, one cannot point-identify the ATE without additional assumptions. Such assumptions while acting as a currency for buying information (Coombs (1964)), may not necessarily be credible, and do not manifest testability from the observed data. In such situations, one may be more comfortable providing bounds on the ATE in a milder assumption framework, which allows for a more trustable inference. One such model is based on the ideas of sensitivity analysis of Rosenbaum (Rosenbaum (2002, 2010)) as in Assumption 4.2.

Assumption 4.2 (Γ -selection bias model). *With $1 \leq \Gamma < \infty$*

$$\frac{1}{\Gamma} \leq \frac{\mathbb{P}(A = 1|X, U = u)/\mathbb{P}(A = 0|X, U = u')}{\mathbb{P}(A = 0|X, U = u)/\mathbb{P}(A = 1|X, U = u')} \leq \Gamma \quad \forall u, u' \in \mathcal{U} \text{ almost surely.}$$

Assumption 4.2 essentially restricts the violation in propensity of uptake of treatment among units comparable in measured covariates within a ball, characterized by the odd's ratio of receiving treatment and a sensitivity parameter Γ . Note that $\Gamma = 1$ brings one back to NUC, while $\Gamma = \infty$ leaves the influence of U unrestricted. Realistically, one can hope for obtaining meaningful inference for some fixed $\Gamma > 1$ based on bounds that the model 4.2 implies on the ATE.

Indeed Yadlowsky et al. (2018) showed that under Assumption 4.1 and 4.2, that $\mathbb{E}[Y(1)]$ can be bounded below sharply by $\mu_1^- = \mathbb{E}[AY + (1 - A)g_1(X)]$, where $g_1(X)$ solves the optimization problem

$$\min_{g(\cdot)} \mathbb{E}[(Y - g(X))_+^2 + \Gamma(Y - g(X))_-^2 | Z = 1], \quad (18)$$

where $a_+ = \max\{a, 0\}$ and $a_- = -\min\{a, 0\}$. Analogous results holds for the upper bound on $\mathbb{E}[Y(0)]$ by μ_0^+ replacing Γ by Γ^{-1} and the conditioning event by $Z = 0$ in (18). $\mu_1^- - \mu_0^+$ thus creates a lower bound on the ATE $\mathbb{E}[Y(1) - Y(0)]$. The upper bound on the ATE via μ_1^+ and μ_0^- is similar.

Before moving on to construction of AsympCS for the ATE, it must be emphasized how the utility of anytime-valid inference is all the more pronounced for any partial identification problem. To take this example, unless $\Gamma = 1$ (which is situation of NUC and has been captured by the AIPW estimator), $\mu_1^- - \mu_0^+ < \mu_1^+ - \mu_0^-$, and the inequality being strict implies that the ATE can never be point identified, even with infinite data $(Y_i, A_i, X_i)_{i \geq 1}$. Thus the benefits of collecting more data hits a ceiling in such situations, contrary to traditional identifiable estimands. Now the gap between the upper and lower bound, although estimable, is not known prior to look at the data, and hence fixing a sample size apriori for meaningful downstream inference is impractical without looking at the data. The asymptotic anytime-valid framework thus allows one to stop expensive data collection as soon as one obtains “good enough” inference (eg: bounds are tight enough, bounds seem to have converged, confidence sequence does not contain 0, etc.) and is hence especially catered in efficient handling of such situations, even in observational settings.

For the rest of this section we focus on estimating μ_1^- , as the remaining parameters are estimated similarly. Let $W = (Y, A, X)$, and consider the functional

$$\psi(W; \mu_1^-, \eta) = AY + (1 - A)g_1(X) + A \frac{(Y - g_1(X))_+ - \Gamma(Y - g_1(X))_-}{\nu(X)} \frac{1 - e(X)}{e(X)} - \mu_1^- \quad (19)$$

as demonstrated by [Yadlowsky et al. \(2018\)](#), where $\eta = (g_1, e, \nu)$ is the set of nuisance parameters, where g_1 is as described in (18), $e(X) = \mathbb{P}(A = 1|X)$ is the propensity score, and ν is an additional nuisance parameter given by

$$\nu(X) = \mathbb{P}(Y \geq g_1(X)|A = 1, X) + \Gamma \mathbb{P}(Y < g_1(X)|A = 1, X).$$

We consider a split-sampling framework similar to what we discussed in Section 3, where we estimate the nuisance parameters from one part of the sample, and equate the empirical expectation of ψ from (19) in the remaining sample with plugin estimates for η to 0, to obtain $\hat{\mu}_1^-$. We assume the following strong consistency conditions on $\hat{\mu}_1^-$ and the underlying law for W :

Assumption 4.3. (a) (Regularity Condition) $\mathbb{E}[Y(1)^q] \leq C_q$ for some $q > 2$, and $Y(1)$ admits a uniformly bounded conditional density (given $X = x$ and $Z = 1$) with respect to the Lebesgue measure.

(b) (Boundedness Condition) $\exists \varepsilon > 0$ such that $e_1(X) \in [\varepsilon, 1 - \varepsilon]$ a.s., $\hat{e}_1(X) \in [\varepsilon, 1 - \varepsilon]$ for all but finitely many n .

(c) (Strong Consistency Condition) $\|\hat{g}_1(\cdot) - g_1(\cdot)\|_1 \xrightarrow{a.s.} 0$, $\hat{\eta}_1 \rightarrow \eta_1$ almost surely and $\|\hat{\eta}_1(\cdot) - \eta_1(\cdot)\|_\infty = O(1)$.

(d) (Rate Condition) $\|\hat{\eta}_1 - \eta_1\|_2 = o\left(\left[\frac{\log \log n}{n}\right]^{\frac{1}{4}}\right)$.

Assumption 4.3(a) is a regularity condition on the underlying distribution of the potential outcomes, while (b) is a strengthening of the positivity condition to ensure the propensity scores are mildly well-behaved. (c) and (d) on the other hand impose condition on the estimator being used for the nuisance parameters. One can view the estimation of the parameter g as an M-estimation problem based on (18), strong consistency properties of which has been considered in [Schreuder et al. \(2020\)](#) under a low-dimensional setting. In fact, in a higher-dimensional setting, common estimation choices are sieve-based regression ([Geman and Hwang \(1982\)](#)) or kernel-based methods ([Devroye \(1981\)](#)), the almost sure properties of which have been well studied in the special case of $\Gamma = 1$ ([Lugosi and Zeger \(1995\)](#); [Gordon and Olshen \(1984\)](#)). Strong consistency rates for such non-parametric regressions have also been considered in ([Chen \(1990\)](#)), which prove a LIL rate for non-parametric regressions. On the other hand, \hat{e} is essentially a propensity score model, and can be estimated at a LIL rate based on [Yang et al. \(2019\)](#) under a correctly specified GLM model. Finally, estimation for ν can also be treated as an M-estimation problem, or can be considered as problems pertaining to functionals of the conditional distribution of $Y|X, Z = 1$, and hence allow the use of smoothed Nadaraya-Watson estimators or rank nearest neighbors, the LIL properties of which have been established in [Mehra and Rama Krishnaiah \(2005\)](#).

Theorem 4.1. Suppose the conditions of Assumption 4.3 hold, and $\hat{\sigma}_{1-}^2 = \frac{1}{n} \sum_{k=1}^K \sum_{i \in I_k} \psi(W; \hat{\mu}_1^-, \hat{\eta})^2$. Then for any $\rho > 0$,

$$\hat{\mu}_1^- \pm \hat{\sigma}_{1-} \sqrt{\frac{2n\rho^2 + 1}{n^2\rho^2} \log \frac{(n\rho^2 + 1)}{\alpha}}$$

constitutes a $(1 - \alpha)$ AsympCS for μ_1^- .

Theorem 4.1 allows us to construct confidence sequences, and the proof, as can be seen from Appendix C, follows just by verifying the conditions of Assumptions 3.1 and 3.2.

5 Inference in an Instrumental Variable based Online Setting

We turn our attention to situations in Example 1 or 2. In both these situations, while experimental allocation of treatments has been randomized, uptake of treatments is a personal choice for the units, and hence they may not comply with the treatment assigned to them. Such uptake of treatment may be associated with the outcome of interest (someone may use a coupon only if they consider it worth to themselves, or only health-seeking people adhere to the uptake of the new drug), and hence does not allow identification of causal estimands without further assumption. However, an important technique for estimating a causal effect is the use of instrumental variables, as alluded to in Section 1. Formally, let $Z \in \mathcal{Z}$ be a variable (here treatment status assigned by the experimenter), A the true treatment status, and let Y denote the realized outcome. Let U be a potential unmeasured confounder that may affect both Y and A , and X as before denote measured covariates.

Assumption 5.1 (IV-assumptions). *For Z to be a valid IV, one must have (i) Exclusion restriction: $Z \perp\!\!\!\perp Y|(A, U, X)$. (ii) Independence: $Z \perp\!\!\!\perp U|X$. (iii) $Z \not\perp\!\!\!\perp A|X$.*

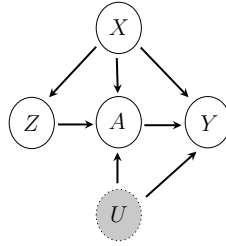


Figure 1: DAG to represent IV Assumption 5.1

Assumption 5.1, as encoded in Figure 5, allows us to define the potential outcomes $Y(a)$ based on the level of $A = a$, and $Y = Y(A)$ by the exclusion restriction (Wang and Tchetgen Tchetgen (2018)). In the context of Example 1 and 2, for instance, the group assignment the units were assigned to (ie coupon vs no coupon, treatment vs placebo), may be assumed to be a valid instrument satisfying Assumption 5.1. However, Assumption 5.1, even in conjunction with 4.1, is not adequate to identify a causal estimand. The classic way to deal with it is the monotonicity assumption (Angrist et al. (1996)), which in the case of binary treatment and binary instrument can be encoded by

Assumption 5.2 (IV-monotonicity). $A(Z = 1) \geq A(Z = 0)$.

Assumption 5.2 essentially means that there are no defiers, ie, for no unit is it the case that $A = 1$ when $Z = 0$. In Example 1 or 2, Assumption 5.2, as no unit can enroll itself into treatment if not assigned treatment. Thus, since non-compliance can occur only in a particular way, the use of treatment assignment as an instrument is justified.

Under Assumption 4.1, 5.1 and 5.2, one can identify the local average treatment effect (LATE) given by $\theta = \mathbb{E}[Y(1) - Y(0)|A(1) > A(0)]$, that is, the average treatment effect on the units that comply with the treatment (ie, those who take treatment if assigned so, and not if not), via the Wald estimand

$$\mathbb{E} \left[\frac{\mathbb{E}[Y|Z = 1, X] - \mathbb{E}[Y|Z = 0, X]}{\mathbb{E}[A|Z = 1, X] - \mathbb{E}[A|Z = 0, X]} \right].$$

A business-place caring about expenses about running an experiment, or a drug-trial concerned about medical ethics, may be interested to evaluate the effect of treatment on the outcome of interest, and hence would want to stop the experiment as soon as possible: to deploy the treatment if it's beneficial

conclusively, and to stop if not. In such settings, one may be interested in deploying anytime-valid inference to obtain confidence sequences for the LATE.

Consider the data $\{W_i\}_{i \geq 1}$ iid, with $W_i = (Y_i, A_i, Z_i, X_i)$, nuisance parameters $\eta = (g_t, g_c, m_t, m_c, e)$ and the functional based on [Tan \(2006\)](#):

$$\begin{aligned} \psi(W; \theta, \eta) = & g_t(X) - g_c(X) + \frac{Z(Y - g_t(X))}{e(X)} - \frac{(1 - Z)(Y - g_c(X))}{1 - e(X)} \\ & - \theta \left[m_t(X) - m_c(X) + \frac{Z(A - m_t(X))}{e(X)} - \frac{(1 - Z)(A - m_c(X))}{1 - e(X)} \right]. \end{aligned} \quad (20)$$

Here $g_t(X) = \mathbb{E}[Y|Z = 1, X]$, $g_c(X) = \mathbb{E}[Y|Z = 0, X]$, $m_t(X) = \mathbb{E}[A|Z = 1, X]$, $m_c(X) = \mathbb{E}[A|Z = 0, X]$, $e(X) = \mathbb{E}[Z|X]$ are the relevant nuisance parameters, which is estimated using ML methods from part of the sample as discussed in [Section 3](#), and θ , the parameter of interest that identifies the LATE, is obtained by equating the empirical expectation of ψ from (20) on the remaining sample with plugin estimates for $\hat{\eta}$, to zero. We assume the following conditions on the estimator for nuisance parameters $\hat{\eta}$, and the underlying law governing W .

Assumption 5.3. (a) (*Regularity Condition*) For $a = 0, 1$, $\mathbb{E}[Y(a)^q] \leq C_q$ for some $q \geq 4$.

(b) (*Boundedness Condition*) $\exists \varepsilon > 0$ such that $e_0(X) \in [\varepsilon, 1 - \varepsilon]$ a.s., $\|g_{a,0}\|_q = O(1)$, $a = 0, 1$.

(c) (*Identification Condition*) $\mathbb{E}[m_{t,0}(X) - m_{c,0}(X)] \geq c$.

(d) (*Strong-consistency Condition*) $\|\hat{\eta}(\cdot) - \eta_0(\cdot)\|_2 \xrightarrow{a.s.} 0$, $\hat{\eta} \rightarrow \eta_0$ almost surely and $\|\hat{\eta}(\cdot) - \eta_0(\cdot)\|_\infty = O(1)$.

(e) (*Rate Condition*)

$$\|\hat{e} - e_0\|_2 \left(\sum_{a \in \{t, c\}} \|\hat{g}_a(\cdot) - g_{a,0}(\cdot)\|_2 + \sum_{a \in \{t, c\}} \|\hat{m}_a(\cdot) - m_{a,0}(\cdot)\|_2 \right) = o \left(\left[\frac{\log \log n}{n} \right]^{\frac{1}{2}} \right).$$

[Assumption 5.3](#) (a) is essentially a regularity condition ensuring that the counterfactual laws are well behaved, while (b) and (c) solidifies conditions on positivity and identifiability based on the propensity score and the IV-strength respectively. On the other hand, (d) and (e) imposes restrictions on the estimators being used. However, m_t, m_c, g_t and g_c are all real valued regression estimators, and as discussed in the discourse ensuing [Assumption 4.3](#), such parameters can be strongly estimated at LIL rates using kernel based methods or partitioning techniques. One may also use such regression models for estimating the propensity scores \hat{e} , or use a GLM specification as has been considered in [Yang et al. \(2019\)](#). Note that, in contrast with [Assumption 4.3](#), where the L_2 error in each of the parameters needed to be reasonably small (although not at the parametric rate), here the error condition is of the form of a mixed bias, and thus the error in estimation in the regression functions can be compensated by that in the propensity score.

Theorem 5.1. Suppose the conditions of [Assumptions 5.3](#) are met. Then, with $\hat{\sigma}^2$ as in [Theorem 4.1](#), and for any $\rho > 0$,

$$\hat{\theta} \pm \hat{\sigma} \sqrt{\frac{2n\rho^2 + 1}{n^2\rho^2} \log \frac{n\rho^2 + 1}{\alpha}}$$

constitutes an $(1 - \alpha)$ AsympCS for θ_0 .

Again as before, [Theorem 5.1](#) is a simple consequence that may be derived easily by verification of the conditions of [Assumptions 3.1](#) and [3.2](#), as is evident from the proof in [Appendix D](#).

6 Experiments

In the following, we evaluate our approach on synthetic data, and illustrate its utility in real-world applications.

6.1 Synthetic Data Experiments

6.1.1 Partial Identification with Unmeasured Confounding

In this subsection, we demonstrate our findings applying to the formulations in Section 4. We follow a data generation setup similar to that in [Yadlowsky et al. \(2018\)](#), where we generate $X \sim \text{Uniform}[0, 1]^d$, $U|X \sim \mathcal{N}(0, (1 + \frac{1}{2} \sin(2.5X_1))^2)$ and $Y(0) = \beta^T X + 5U$, $Y(1) = Y(0) + \tau$, where d is the number of dimensions and τ the treatment effect. The treatment assignment A is drawn i.i.d. Bernoulli with

$$\mathbb{P}(A = 1|U, X) = \frac{\exp(\alpha_0 + X^T \mu + \log(\Gamma_{\text{data}}) \mathbb{1}(U > 0))}{1 + \exp(\alpha_0 + X^T \mu + \log(\Gamma_{\text{data}}) \mathbb{1}(U > 0))},$$

such that

$$\frac{\mathbb{P}(A = 1|X, U = u)/\mathbb{P}(A = 0|X, U = u')}{\mathbb{P}(A = 0|X, U = u)/\mathbb{P}(A = 1|X, U = u')} = \Gamma_{\text{data}}^{\mathbb{1}(u>0) - \mathbb{1}(u'>0)} \in \left[\frac{1}{\Gamma_{\text{data}}}, \Gamma_{\text{data}} \right]$$

satisfying Assumption 4.2 with parameter Γ_{data} . The α_0 controls the treatment assignment ratio. The confidence sequences produced via applying Theorem 4.1 hold true as long as $\Gamma \geq \Gamma_{\text{data}}$, and, in the subsequent analysis, we set them both equal to $\exp(0.6)$. τ is set to be -0.5 , and the hyperparameters are set as $\alpha_0 = 0$, $\mu \sim \mathcal{N}(0, I_d)$, $\beta \sim \mathcal{N}(0, I_d)$. We use a 4-fold cross-validation to generate the results, with an `xgboost` implementation to learn \hat{e} , \hat{g}_1 and \hat{v} , where \hat{g} uses the special loss function (18). d is set to 4, and the experiments are run with sample sizes from 1000 to 50000 with an increment of 1000. The ρ -parameter in Theorem 4.1 is chosen to optimize for Robbins' normal mixture at the maximum allowed sample size and α , as delineated in [Waudby-Smith et al. \(2024\)](#).

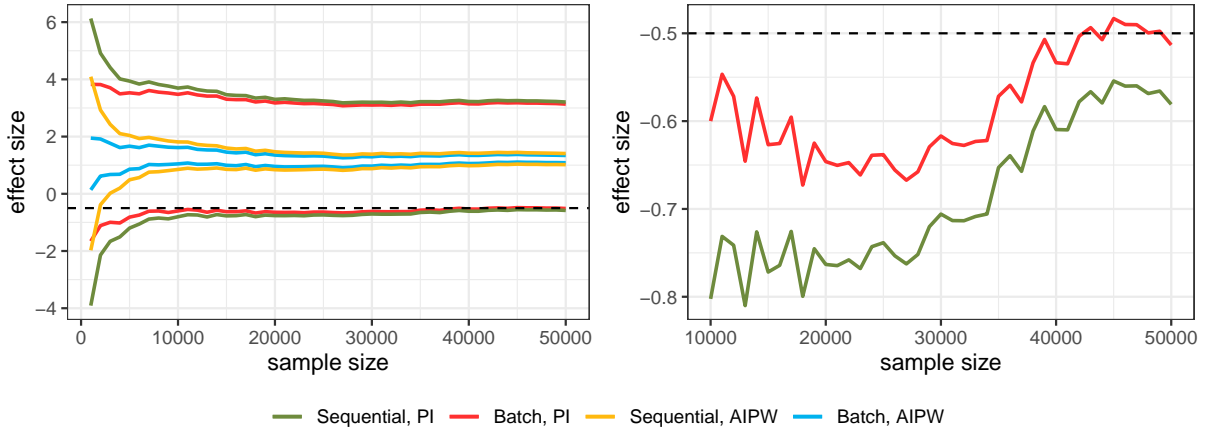


Figure 2: (a) The sequential and batch intervals on the partial identification (PI) AsympCS and CI, and their counterpart AIPW estimator that does not account for unmeasured confounding. (b) A zoomed in view of the sequential and batch lower confidence lines for the partial identification setup. The dashed line indicates the true treatment effect of -0.5 .

Figure 2(a) demonstrates the importance of PI-confidence regions to account for unmeasured confounding, since without it, even the AIPW estimator would infer an incorrect sign for the ATE. For an anytime valid

guarantee, however, just considering partial identification is not enough, as one also needs to account for protection against continuous monitoring. Figure 2(b) highlights the issue, zooming in on the lower ends of the AsympCS and the usual CI. Clearly, the true effect is not contained by the usual CIs uniformly over all sample sizes, while AsympCS holds up to its theoretical guarantees by always containing the true ATE.

6.1.2 LATE estimation via Instrumental Variables

Next, we illustrate the LATE estimation in a sequential setup. We generate $X \sim \mathcal{N}(0, I_d)$, and $U|X \sim \mathcal{N}(0, (0.5 + \sin X_1)^2)$. We generate a randomized experiment setup akin to [Farbmacher et al. \(2022a\)](#), where the instrument $Z \sim \text{Bern}(p)$, with $A = \mathbb{1}(\alpha_Z Z + U > 0)$ guaranteeing the monotonicity condition as well as the IV-relevance condition on A which is controlled via $\alpha_Z > 0$. The outcome is generated as $Y = \theta A + \cos(U)(\beta^T X + U)$. We use $p = 0.4$ and $d = 2$, and use an `xgboost` implementation to learn the relevance condition. The hyperparameters are generated as $\beta \sim \mathcal{N}(0, 0.5I_d)$, $\alpha_Z = 2$, $p = 0.4$, and the effect size $\theta = 3$, with a 4-fold cross-fitting to be used for estimation.

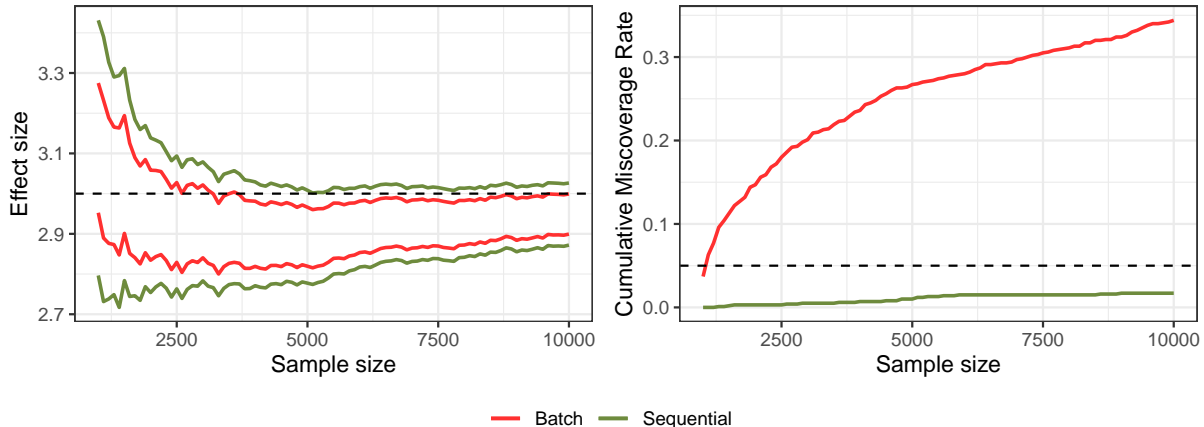


Figure 3: (a) The sequential and batch intervals on the estimation for LATE for one run of the experiment, with dashed line indicating a true LATE value of 3.0. (b) The cumulative miscoverage rate for 1000 repetitions of the experiment, with the dashed line showing the coverage level of 0.05.

Figure 3(a) demonstrates a typical miscoverage by the batch approach that can occur for the LATE when not controlled for continuous monitoring, where we see that the upper bound is below the effect, while the AsympCS correctly accounts for it. Figure 3(b) shows how the cumulative miscoverage rate grows rapidly for batch confidence intervals as the sample size increases, while the AsympCS controls the rate at the nominal level.

6.2 Real-world Applications

While the artificial data already showcases the advantages in ensuring the right CI of the treatment effects, we further evaluate it in real-world data.

6.2.1 Impact of Academic Support Services on College Achievement

In our first application, we consider the impact that academic support services provide on college achievement. We use the data from Angrist et al. (2009) that evaluates the impact of the STAR program (Student Achievement and Retention Project), which had been designed to improve academic performance among college freshmen. Incoming first-year undergraduates were randomly assigned to one of three treatment arms: SSP (Student Support Program that offered peer-advising and supplemental instruction), SFP (Student Fellowship Program being awarded the opportunity to gain merit-based fellowships), and SFSP (who were given both SFP and SSP opportunities). Not everyone assigned treatment ended up accepting it, and hence intention-to-treat does not necessarily match treatment status. The monotonicity Assumption 5.2 is automatically satisfied, and randomization of the treatment status makes it plausible that Assumption 5.1 is satisfied. The group assigned treatment (one of three treatment arms) consisted of 299 individuals out of 1255 in the entire dataset, of which 256 ended up taking treatment. We consider the sequential experiment in the order the individuals appear in the dataset, and also consider a sub-group analysis based on the sex of the individuals. We consider two outcomes: fall grades and GPA after the first year, in line with the original paper. The results are plotted in Figure 4. The analysis, in line with the original work, fails to find a significant result (ie, the confidence sequence contains zero throughout) in almost all categories, except for Fall Grades for females. Using a sequential approach, one could have thus terminated the experiment earlier (since the confidence sequences are relatively stable), or even could have recruited more female participants in the study to gain greater confidence about the impact of the program on their fall grades. However, this application also highlights that sequential inference comes at a cost, especially for moderate sample sizes as in this dataset. The sequential method fails to obtain significance even for female Fall Grades, which highlights the trade-off between continuous peeking into the data and getting significance at the maximum sample size.

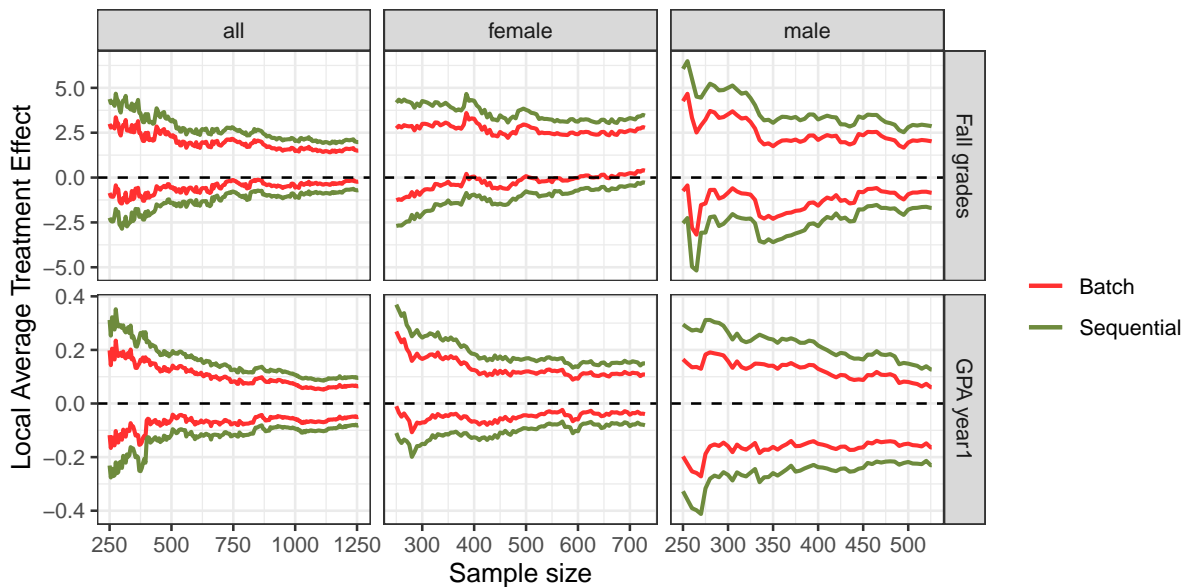


Figure 4: Local Average Treatment Effect for the STAR program for all students, and a gender-wise sub-group analysis.

6.2.2 Differentially Expressed Genes in Leukemia Cells from Microarray Analysis in Observational Study

In our second application, we apply anytime valid inference to obtain differentially expressed genes in leukemia cells from microarray analysis. The causal inference approach of obtaining differentially expressed genes after accounting for potential confounders of age, sex, etc. has been expressed in the work of [Heller et al. \(2008\)](#), but they did not account for potential unmeasured confounding. Sequential inference is particularly useful here, as gene-profiling is expensive, and hence it is important to reach inference as soon as possible. We use the dataset from [Chen et al. \(2022\)](#), which consists of gene profiling of 18 infants suffering from B-cell acute lymphoblastic Leukemia (B-ALL). We consider the B-cells as treatment and T-cells as control, and aim to obtain the difference in expressions for different genes across B and T cells. Since disease cells cannot be randomized, it is important to account for potential unmeasured confounding - a question that has been left open by [Heller et al. \(2008\)](#). The dataset consists of 20,043 genes, out of which 150 are reported to be significant by [Chen et al. \(2022\)](#). We report confidence intervals of the gene-expression difference of these 150 genes after accounting for unmeasured confounding under Assumption 4.2 at $\Gamma = 1.5$, to account for small to moderate levels of potential unmeasured confounding. 76 genes turn out to remain significant at least once after using a burn-in of 5 donors or 33,554 cells, thus illustrating that adding a potential for unmeasured confounding reduces the number of significant genes by half. The sequential approach also illustrates how the experiment could have been stopped earlier — setting a stopping time as the first time a gene is found to be significant, we obtain that the stopping time for different significant genes varies between 6 to 15 donors with a median of 6 donors, and thus collecting data for as many as 18 patients was relatively unnecessary. Figure 5 illustrates two genes: one which remains significant at $\Gamma = 1.5$, and one that fails to be resilient to the same.

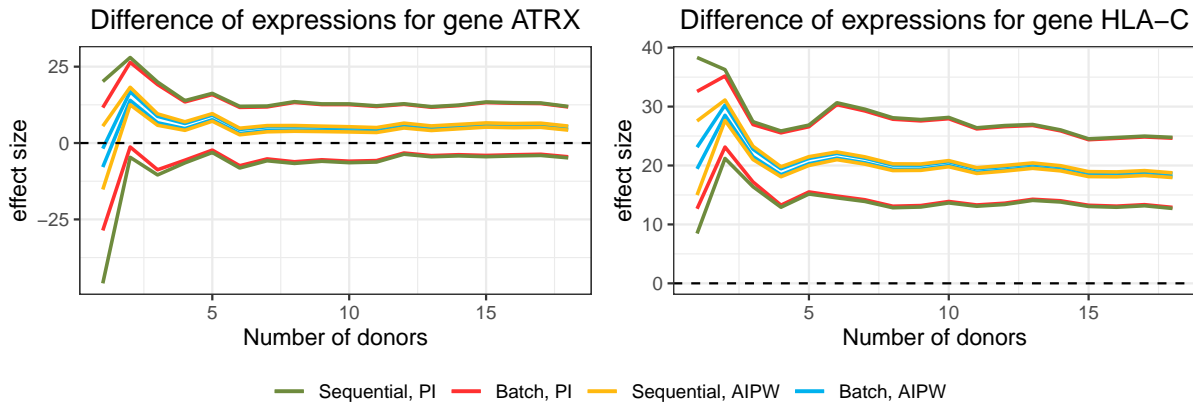


Figure 5: Average treatment effect of gene expression between T and B cells in B-ALL leukemia infant patients.

7 Discussion

In this article, we present a method to implement the double machine learning (DML) framework for estimating structural parameters in a sequential setting. Borrowing the concept of an asymptotic confidence sequence from [Waudby-Smith et al. \(2024\)](#), we derive the precise conditions sufficient to ensure the sequential validity of DML-based intervals, and hence allowing to stop collecting data when inference is ‘good-enough’. We also provide a method for producing Neyman-orthogonal functions from an identifying equation. Our conditions for valid asymptotic confidence sequences in DML estimators are natural extensions of those in [Chernozhukov et al. \(2018\)](#).

Constructing DML estimators can be challenging, but our method enhances DML by slightly modifying the confidence intervals for stronger validity and flexibility, with minimal additional assumptions. Beyond point identification, we particularly emphasize its utility in partial identification, where more data would not narrow down confidence intervals to zero. Our approach allows researchers to stop data collection when results are ‘good enough’ while maintaining coverage guarantees, making causal inference faster and more cost-effective across various scientific disciplines.

Acknowledgements

Part of this work was developed during A. Dalal’s Summer 2023 internship at Amazon Web Services. The authors thank William Bekerman and Anirban Chatterjee for helpful discussions.

References

- Donald WK Andrews. Asymptotics for semiparametric econometric models via stochastic equicontinuity. *Econometrica: Journal of the Econometric Society*, pages 43–72, 1994.
- Joshua Angrist, Daniel Lang, and Philip Oreopoulos. Incentives and services for college achievement: Evidence from a randomized trial. *American Economic Journal: Applied Economics*, 1(1):136–163, 2009.
- Joshua D Angrist, Guido W Imbens, and Donald B Rubin. Identification of causal effects using instrumental variables. *Journal of the American statistical Association*, 91(434):444–455, 1996.
- Peter Armitage, CK McPherson, and BC Rowe. Repeated significance tests on accumulating data. *Journal of the Royal Statistical Society: Series A (General)*, 132(2):235–244, 1969.
- Susan Athey. The impact of machine learning on economics. *The economics of artificial intelligence: An agenda*, pages 507–547, 2018.
- Susan Athey and Guido W Imbens. The state of applied econometrics: Causality and policy evaluation. *Journal of Economic perspectives*, 31(2):3–32, 2017.
- Akshay Balsubramani and Aaditya Ramdas. Sequential nonparametric testing with the law of the iterated logarithm. *arXiv preprint arXiv:1506.03486*, 2015.
- Alexandre Belloni, Victor Chernozhukov, and Christian Hansen. Lasso methods for gaussian instrumental variables models. *arXiv preprint arXiv:1012.1297*, 2010.
- Alexandre Belloni, Daniel Chen, Victor Chernozhukov, and Christian Hansen. Sparse models and methods for optimal instruments with an application to eminent domain. *Econometrica*, 80(6):2369–2429, 2012.
- Ron Berman, Leonid Pekelis, Aisling Scott, and Christophe Van den Bulte. p-hacking and false discovery in a/b testing. *SSRN Electronic Journal*, 01 2018.
- Peter J Bickel, Chris AJ Klaassen, Peter J Bickel, Ya’acov Ritov, J Klaassen, Jon A Wellner, and YA’Acov Ritov. *Efficient and adaptive estimation for semiparametric models*, volume 4 of *Johns Hopkins series in the mathematical sciences*. Springer New York, 1993.
- Changya Chen, Wenbao Yu, Fatemeh Alikarami, Qi Qiu, Chia-hui Chen, Jennifer Flournoy, Peng Gao, Yasin Uzun, Li Fang, James W Davenport, et al. Single-cell multiomics reveals increased plasticity, resistant populations, and stem-cell-like blasts in kmt2a-rearranged leukemia. *Blood, The Journal of the American Society of Hematology*, 139(14):2198–2211, 2022.

- Zhao-Guo Chen. An extension of lai and wei’s law of the iterated logarithm with applications to time series analysis and regression. *Journal of multivariate analysis*, 32(1):55–69, 1990.
- Jing Cheng, Dylan S Small, Zhiqiang Tan, and Thomas R Ten Have. Efficient nonparametric estimation of causal effects in randomized trials with noncompliance. *Biometrika*, 96(1):19–36, 2009.
- Victor Chernozhukov, Denis Chetverikov, Mert Demirer, Esther Duflo, Christian Hansen, Whitney Newey, and James Robins. Double/debiased machine learning for treatment and structural parameters. *The Econometrics Journal*, pages C1–C68, 01 2018.
- Victor Chernozhukov, Juan Carlos Escanciano, Hidehiko Ichimura, Whitney K Newey, and James M Robins. Locally robust semiparametric estimation. *Econometrica*, 90(4):1501–1535, 2022.
- Kai-Hendrik Cohrs, Gherardo Varando, Nuno Carvalhais, Markus Reichstein, and Gustau Camps-Valls. Double machine learning for causal hybrid modeling–applications in the earth sciences. *arXiv preprint arXiv:2402.13332*, 2024.
- Clyde H Coombs. *A theory of data*. Wiley, 1964.
- Cucker and Smale. Best choices for regularization parameters in learning theory: On the bias—variance problem. *Foundations of computational Mathematics*, 2:413–428, 2002.
- DA Darling and Herbert Robbins. Some further remarks on inequalities for sample sums. *Proceedings of the National Academy of Sciences*, 60(4):1175–1182, 1968.
- Donald A Darling and Herbert Robbins. Confidence sequences for mean, variance, and median. *Proceedings of the National Academy of Sciences*, 58(1):66–68, 1967.
- Luc Devroye. On the almost everywhere convergence of nonparametric regression function estimates. *The Annals of Statistics*, pages 1310–1319, 1981.
- Uwe Einmahl. Extensions of results of komlós, major, and tusnády to the multivariate case. *Journal of multivariate analysis*, 28(1):20–68, 1989.
- CloudWatch Evidently. Amazon CloudWatch user description. <https://docs.aws.amazon.com/AmazonCloudWatch/latest/monitoring/CloudWatch-Evidently-calculate-results.html>, 2024.
- Helmut Farbmacher, Raphael Guber, and Sven Klaassen. Instrument validity tests with causal forests. *Journal of Business & Economic Statistics*, 40(2):605–614, 2022a.
- Helmut Farbmacher, Martin Huber, Lukáš Lafférs, Henrika Langen, and Martin Spindler. Causal mediation analysis with double machine learning. *The Econometrics Journal*, 25(2):277–300, 2022b.
- Aaron Fisher and Edward H Kennedy. Visually communicating and teaching intuition for influence functions. *The American Statistician*, 75(2):162–172, 2021.
- Jonathan Fuhr, Philipp Berens, and Dominik Papies. Estimating causal effects with double machine learning—a method evaluation. *arXiv preprint arXiv:2403.14385*, 2024.
- Aurélien Garivier. Informational confidence bounds for self-normalized averages and applications. In *2013 IEEE Information Theory Workshop (ITW)*, pages 1–5. IEEE, 2013.
- Stuart Geman and Chii-Ruey Hwang. Nonparametric maximum likelihood estimation by the method of sieves. *The annals of Statistics*, pages 401–414, 1982.
- AmirEmad Ghassami, Andrew Ying, Ilya Shpitser, and Eric Tchetgen Tchetgen. Minimax kernel machine learning for a class of doubly robust functionals with application to proximal causal inference. In *International conference on artificial intelligence and statistics*, pages 7210–7239. PMLR, 2022.

- Louis Gordon and Richard A Olshen. Almost surely consistent nonparametric regression from recursive partitioning schemes. *Journal of Multivariate Analysis*, 15(2):147–163, 1984.
- Dae Woong Ham, Iavor Bojinov, Michael Lindon, and Martin Tingley. Design-based confidence sequences: A general approach to risk mitigation in online experimentation. *arXiv preprint arXiv:2210.08639*, 2022.
- Zayd Hammoudeh and Daniel Lowd. Training data influence analysis and estimation: A survey. *Machine Learning*, pages 1–53, 2024.
- Ruth Heller, Elisabetta Manduchi, and Dylan S. Small. Matching methods for observational microarray studies. *Bioinformatics*, 25(7):904–909, 12 2008.
- Miguel A Hernán and James M Robins. Instruments for causal inference: an epidemiologist’s dream? *Epidemiology*, 17(4):360–372, 2006.
- Oliver Hines, Oliver Dukes, Karla Diaz-Ordaz, and Stijn Vansteelandt. Demystifying statistical learning based on efficient influence functions. *The American Statistician*, 76(3):292–304, 2022.
- Steven R. Howard, Aaditya Ramdas, Jon McAuliffe, and Jasjeet Sekhon. Time-uniform Chernoff bounds via nonnegative supermartingales. *Probability Surveys*, 17(none):257 – 317, 2020.
- Steven R. Howard, Aaditya Ramdas, Jon McAuliffe, and Jasjeet Sekhon. Time-uniform, nonparametric, nonasymptotic confidence sequences. *The Annals of Statistics*, 49(2):1055 – 1080, 2021.
- Kevin Jamieson, Matthew Malloy, Robert Nowak, and Sébastien Bubeck. lil’ucb: An optimal exploration algorithm for multi-armed bandits. In *Conference on Learning Theory*, pages 423–439. PMLR, 2014.
- Ramesh Johari, Leo Pekelis, and David J Walsh. Always valid inference: Bringing sequential analysis to a/b testing. *arXiv preprint arXiv:1512.04922*, 2015.
- Ramesh Johari, Pete Koomen, Leonid Pekelis, and David Walsh. Peeking at a/b tests: Why it matters, and what to do about it. In *Proceedings of the 23rd ACM SIGKDD International Conference on Knowledge Discovery and Data Mining*, pages 1517–1525, 2017.
- Ramesh Johari, Pete Koomen, Leonid Pekelis, and David Walsh. Always valid inference: Continuous monitoring of a/b tests. *Operations Research*, 70(3):1806–1821, 2022.
- Emilie Kaufmann and Wouter M Koolen. Mixture martingales revisited with applications to sequential tests and confidence intervals. *Journal of Machine Learning Research*, 22(246):1–44, 2021.
- Emilie Kaufmann, Olivier Cappé, and Aurélien Garivier. On the complexity of best-arm identification in multi-armed bandit models. *The Journal of Machine Learning Research*, 17(1):1–42, 2016.
- Edward H Kennedy, Zongming Ma, Matthew D McHugh, and Dylan S Small. Non-parametric methods for doubly robust estimation of continuous treatment effects. *Journal of the Royal Statistical Society Series B: Statistical Methodology*, 79(4):1229–1245, 2017.
- Mark J Laan and James M Robins. *Unified methods for censored longitudinal data and causality*. Springer, 2003.
- TL Lai. Incorporating scientific, ethical and economic considerations into the design of clinical trials in the pharmaceutical industry: A sequential approach. *Communications in Statistics-Theory and Methods*, 13(19):2355–2368, 1984.
- B Ya Levit. On the efficiency of a class of non-parametric estimates. *Theory of Probability & Its Applications*, 20(4):723–740, 1976.
- Biyonka Liang and Iavor Bojinov. An experimental design for anytime-valid causal inference on multi-armed bandits. *arXiv preprint arXiv:2311.05794*, 2023.

- Michael Lindon and Alan Malek. Anytime-valid inference for multinomial count data. *Advances in Neural Information Processing Systems*, 35:2817–2831, 2022.
- Michael Lindon, Chris Sanden, and Vaché Shirikian. Rapid regression detection in software deployments through sequential testing. In *Proceedings of the 28th ACM SIGKDD Conference on Knowledge Discovery and Data Mining*, pages 3336–3346, 2022.
- Ilya Lipkovich, Bohdana Ratitch, and Craig H. Mallinckrodt. Causal inference and estimands in clinical trials. *Statistics in Biopharmaceutical Research*, 12(1):54–67, 2020.
- Michael A Lones. How to avoid machine learning pitfalls: a guide for academic researchers. *arXiv preprint arXiv:2108.02497*, 2021.
- Gábor Lugosi and Kenneth Zeger. Nonparametric estimation via empirical risk minimization. *IEEE Transactions on information theory*, 41(3):677–687, 1995.
- Yukun Ma. Identification-robust inference for the late with high-dimensional covariates. *arXiv preprint arXiv:2302.09756*, 2023.
- Akash Maharaj, Ritwik Sinha, David Arbour, Ian Waudby-Smith, Simon Z Liu, Moumita Sinha, Raghavendra Addanki, Aaditya Ramdas, Manas Garg, and Viswanathan Swaminathan. Anytime-valid confidence sequences in an enterprise a/b testing platform. In *Companion Proceedings of the ACM Web Conference 2023*, pages 396–400, 2023.
- Tudor Manole and Aaditya Ramdas. Martingale methods for sequential estimation of convex functionals and divergences. *IEEE Transactions on Information Theory*, 2023.
- J. Marcinkiewicz and Antoni Zygmund. Sur les fonctions indépendantes. *Fundamenta Mathematicae*, 29(1):60–90, 1937.
- KL Mehra and YS Rama Krishnaiah. On pointwise laws of iterated logarithm for estimators of certain conditional functionals. *Nonparametric Statistics*, 17(4):403–422, 2005.
- Magne Mogstad and Alexander Torgovitsky. Identification and extrapolation of causal effects with instrumental variables. *Annual Review of Economics*, 10:577–613, 2018.
- Igor Molybog, Peter Albert, Moya Chen, Zachary DeVito, David Esiobu, Naman Goyal, Punit Singh Koura, Sharan Narang, Andrew Poulton, Ruan Silva, et al. A theory on adam instability in large-scale machine learning. *arXiv preprint arXiv:2304.09871*, 2023.
- Sendhil Mullainathan and Jann Spiess. Machine learning: an applied econometric approach. *Journal of Economic Perspectives*, 31(2):87–106, 2017.
- Whitney Newey, Fushing Hsieh, and James Robins. Undersmoothing and bias corrected functional estimation. Working papers 98-17, Massachusetts Institute of Technology (MIT), Department of Economics, 1998.
- Whitney K. Newey. Semiparametric efficiency bounds. *Journal of Applied Econometrics*, 5(2):99–135, 1990.
- Whitney K Newey. The asymptotic variance of semiparametric estimators. *Econometrica: Journal of the Econometric Society*, pages 1349–1382, 1994.
- Whitney K Newey, Fushing Hsieh, and James M Robins. Twicing kernels and a small bias property of semiparametric estimators. *Econometrica*, 72(3):947–962, 2004.
- Jerzy Neyman. Optimal asymptotic tests of composite hypotheses. *Probability and statistics*, pages 213–234, 1959.

- Jerzy Neyman. $C(\alpha)$ tests and their use. *Sankhyā: The Indian Journal of Statistics, Series A*, pages 1–21, 1979.
- Herbert Robbins. Statistical methods related to the law of the iterated logarithm. *The Annals of Mathematical Statistics*, 41(5):1397–1409, 1970.
- Herbert Robbins and David Siegmund. The expected sample size of some tests of power one. *The Annals of Statistics*, 2(3):415–436, 1974.
- James Robins, Lingling Li, Eric Tchetgen, Aad van der Vaart, et al. Higher order influence functions and minimax estimation of nonlinear functionals. In *Probability and statistics: essays in honor of David A. Freedman*, volume 2, pages 335–422. Institute of Mathematical Statistics, 2008.
- James Robins, Peng Zhang, Rajeev Ayyagari, Roger Logan, Eric Tchetgen, Lingling Li, Thomas Lumley, and Aad Vaart. New statistical approaches to semiparametric regression with application to air pollution research. *Research report (Health Effects Institute)*, pages 3–129, 11 2013.
- James M. Robins, Lingling Li, Rajarshi Mukherjee, Eric Tchetgen Tchetgen, and Aad van der Vaart. Minimax estimation of a functional on a structured high-dimensional model. *The Annals of Statistics*, 45(5):1951 – 1987, 2017.
- Peter M Robinson. Root-n-consistent semiparametric regression. *Econometrica: Journal of the Econometric Society*, pages 931–954, 1988.
- Paul R Rosenbaum. *Observational Studies*. Springer Series in Statistics. Springer, 2002. ISBN 9780387989679.
- Paul R Rosenbaum. *Design of Observational Studies*. Springer, 2010.
- Peter E Rossi. Even the rich can make themselves poor: A critical examination of IV methods in marketing applications. *Marketing Science*, 33(5):655–672, 2014.
- Dan Rubin and Mark J. van der Laan. A general imputation methodology for nonparametric regression with censored data. Working Paper 194, U.C. Berkeley Division of Biostatistics Working Paper Series, November 2005.
- Daniel Rubin and J van der Laan Mark. A doubly robust censoring unbiased transformation. *The International Journal of Biostatistics*, 3(1):1–21, 2007.
- Brad J Sagarin, Stephen G West, Alexander Ratnikov, William K Homan, Timothy D Ritchie, and Edward J Hansen. Treatment noncompliance in randomized experiments: statistical approaches and design issues. *Psychological methods*, 19(3):317, 2014.
- Gerald Schermann, Jürgen Cito, Philipp Leitner, Uwe Zdun, and Harald C Gall. We’re doing it live: A multi-method empirical study on continuous experimentation. *Information and Software Technology*, 99:41–57, 2018.
- Nicolas Schreuder, Victor-Emmanuel Brunel, and Arnak Dalalyan. A nonasymptotic law of iterated logarithm for general m-estimators. In *International Conference on Artificial Intelligence and Statistics*, pages 1331–1341. PMLR, 2020.
- Vira Semenova, Matt Goldman, Victor Chernozhukov, and Matt Taddy. Orthogonal ml for demand estimation: high dimensional causal inference in dynamic panels. *arXiv preprint arXiv:1712.09988*, 2018.
- Leslie N Smith. Cyclical learning rates for training neural networks. In *2017 IEEE winter conference on applications of computer vision (WACV)*, pages 464–472. IEEE, 2017.

- Volker Strassen. An invariance principle for the law of the iterated logarithm. *Zeitschrift für Wahrscheinlichkeitstheorie und verwandte Gebiete*, 3(3):211–226, 1964.
- Volker Strassen et al. Almost sure behavior of sums of independent random variables and martingales. In *Proc. Fifth Berkeley Sympos. Math. Statist. and Probability (Berkeley, Calif., 1965/66)*, volume 2, pages 315–343, 1967.
- Elie Tamer. Partial identification in econometrics. *Annu. Rev. Econ.*, 2(1):167–195, 2010.
- Zhiqiang Tan. Regression and weighting methods for causal inference using instrumental variables. *Journal of the American Statistical Association*, 101(476):1607–1618, 2006.
- Clay Thompson and Michael Lamm. Causal effect estimands: Interpretation, identification, and computation. In *Proceedings of the SAS Global Forum 2020 Conference*. Cary, NC: SAS Institute Inc., 2020.
- Anastasios A Tsiatis. *Semiparametric theory and missing data*, volume 4. Springer, 2006.
- Rosanne J Turner and Peter D Grünwald. Exact anytime-valid confidence intervals for contingency tables and beyond. *Statistics & Probability Letters*, 198:109835, 2023.
- Rosanne J Turner, Alexander Ly, and Peter D Grünwald. Generic e-variables for exact sequential k-sample tests that allow for optional stopping. *Journal of Statistical Planning and Inference*, 230:106116, 2024.
- A. W. van der Vaart. *Asymptotic Statistics*. Cambridge University Press, 2000.
- Hal R Varian. Big data: New tricks for econometrics. *Journal of economic perspectives*, 28(2):3–28, 2014.
- Abraham Wald. *Sequential analysis*. Courier Corporation, 2004.
- Linbo Wang and Eric Tchetgen Tchetgen. Bounded, efficient and multiply robust estimation of average treatment effects using instrumental variables. *Journal of the Royal Statistical Society Series B: Statistical Methodology*, 80(3):531–550, 2018.
- Ian Waudby-Smith, David Arbour, Ritwik Sinha, Edward H Kennedy, and Aaditya Ramdas. Time-uniform central limit theory and asymptotic confidence sequences. *The Annals of Statistics (to appear)*, 2024.
- Steve Yadowsky, Hongseok Namkoong, Sanjay Basu, John Duchi, and Lu Tian. Bounds on the conditional and average treatment effect with unobserved confounding factors. *arXiv preprint arXiv:1808.09521*, 2018.
- Xiaowei Yang, Shuang Song, and Huiming Zhang. Law of the iterated logarithm and model selection consistency for glms with independent and dependent responses. *arXiv preprint arXiv:1908.03676*, 2019.
- Yachong Yang, Arun Kumar Kuchibhotla, and Eric Tchetgen Tchetgen. Forster-warmuth counterfactual regression: A unified learning approach. *arXiv preprint arXiv:2307.16798*, 2023.
- Shengjia Zhao, Enze Zhou, Ashish Sabharwal, and Stefano Ermon. Adaptive concentration inequalities for sequential decision problems. *Advances in Neural Information Processing Systems*, 29, 2016.

A Proof of Theorem 2.1

Theorem 2.1. Consider a parameter of interest $\theta \in \Theta$ that is identified by a function $\phi \in L^2$ satisfying $\mathbb{E}[\phi(W; \theta_0, \beta)|X] = 0$, where $\beta \in \mathcal{B}$ is some nuisance parameter (possibly infinite dimensional) and W is the observed data, and X is some observed random variable. Suppose that there exists a function $R(W; \theta, \eta) \in L^2$, with $\eta = (\beta, \gamma(\beta))$, such that for any regular parametric model P_r with parameter r such that $P_0 = P$ and likelihood score $S(\cdot)$, we have

$$\left. \frac{\partial \mathbb{E}[\phi(W; \theta_0, \beta_0 + r(\beta - \beta_0))|X]}{\partial r} \right|_{r=0} = \mathbb{E}[R(W; \theta_0, \underbrace{\beta_0, \gamma(\beta_0)}_{\eta_0})S(W)|X], \quad (10)$$

with $\mathbb{E}[R(W; \theta_0, \eta)|X] = 0$, then $\psi(W; \theta_0, \eta) = \phi(W; \theta_0, \beta) + R(W; \theta_0, \eta)$ satisfies the Neyman-orthogonality condition (9).

Proof. For simplicity, we shall use the notation $\partial r f := \partial f / \partial r|_{r=0}$. From the identification condition, we know that for

$$\mathbb{E}[\phi(W; \theta_0, \beta)|X] = 0.$$

Taking a regular parametric sub-model parametrized by the index $r \in [0, 1]$ and denoting $\beta_r = \beta_0 + r(\beta - \beta_0)$, we have,

$$\mathbb{E}_r[\phi(W; \theta_0, \beta_r)|X] = 0.$$

Taking the derivative with respect to r at $r = 0$, we obtain,

$$\begin{aligned} 0 &= \partial_r \mathbb{E}_r[\phi(W; \theta_0, \beta_r)|X] = \mathbb{E}_0[\phi(W; \theta_0, \beta_0)S(W|X)|X] + \partial_r \mathbb{E}[\phi(W; \theta_0, \beta_0 + r(\beta - \beta_0))|X] \\ &= \mathbb{E}_0[\phi(W; \theta_0, \beta_0)S(W|X)|X] + \mathbb{E}_0[R(W; \theta_0, \eta_0)S(W|X)|X] \\ &= \mathbb{E}_0[\psi(W; \theta_0, \eta_0)S(W|X)|X], \end{aligned}$$

where the third equality follows from (10). However, as $R(W; \theta_0, \eta)$ has a mean of 0, we also have that for any regular parametric submodel,

$$\mathbb{E}_r[\psi(W; \theta_0, \eta_0 + r(\eta - \eta_0))] = 0.$$

Denoting η_r analogously to β_r as above, and taking pathwise derivative, wrt to r at $r = 0$, we obtain,

$$0 = \partial_r \mathbb{E}_r[\psi(W; \theta_0, \eta_r)|X] = \mathbb{E}[\psi(W; \theta_0, \eta_0)S(W|X)|X] + \mathbb{E}[\partial_r \psi(W; \theta_0, \eta_r)|X].$$

Since the first term in the above equation is 0 as established, we have,

$$\frac{\partial}{\partial r} \mathbb{E}[\psi(W; \theta_0, \eta + r(\eta - \eta_0)|X] = 0.$$

as desired. □

B Proof of Results in Section 3

B.1 Proof of Theorem 3.1

Notation: We shall sometimes use $\hat{\psi}$ to denote $\psi(\cdot; \theta_0, \hat{\eta})$ and ψ for $\psi(\cdot; \theta_0, \eta_0)$ when clear from context.

Lemma 1 (Lemma A.4 of [Waudby-Smith et al. \(2024\)](#)). (*Decomposition of ψ*)

$$\mathbb{P}_T \hat{\psi} - \mathbb{P}\psi = \Gamma_n^{SA} + \Gamma_n^{EP} + \Gamma_n^B$$

where

$$\begin{aligned} \Gamma_n^{SA} &:= (\mathbb{P}_T - \mathbb{P})\psi && \text{is the sample average term,} \\ \Gamma_n^{EP} &:= (\mathbb{P}_T - \mathbb{P})(\hat{\psi} - \psi) && \text{is the empirical process term, and} \\ \Gamma_n^B &:= \mathbb{P}(\hat{\psi} - \psi) && \text{is the bias term.} \end{aligned}$$

Lemma 2. (*Almost sure controlling empirical process by difference in learnt and true functions*)

$$\Gamma_n^{EP} = O\left(\|\hat{\psi}_n - \psi\|_{L_2(\mathbb{P})} \sqrt{\frac{\log \log n}{n}}\right).$$

Proof. Using law of iterated logarithm, following Step 1 of Lemma A.4 of [Waudby-Smith et al. \(2024\)](#). \blacksquare

Remark: If $\hat{\eta} \in \mathcal{T}_n$, then $\|\hat{\psi}_n - \psi\| \leq r'_n$ as in Assumption 3.2, which thus controls Γ_n^{EP} at a pre-specified rate. \square

Lemma 3. (*Controlling the bias term*) Under Assumption 3.1 and 3.2,

$$\Gamma_n^B = O(\lambda_n + \lambda'_n)$$

Proof. We proceed as in [Chernozhukov et al. \(2018\)](#), using Taylor expansion and the Neyman orthogonality property of ψ . Define

$$g(r) = \mathbb{P}[\psi(W; \theta_0, \eta_0 + r(\hat{\eta} - \eta_0)) - \mathbb{P}\psi].$$

Then, it is easy to see that $\Gamma_n^B = g(1)$, and by Taylor expansion we obtain,

$$g(1) = g(0) + g'(0) + g''(\tilde{r})/2, \quad \text{for some } \tilde{r} \in (0, 1).$$

Clearly $g(0) = \mathbb{P}[\psi(W; \theta_0, \eta_0)] = 0$ and, on the event that $\hat{\eta} \in \mathcal{T}_n$ (which can not happen only finitely many times),

$$\|g'(0)\| = \left\| \frac{d}{dr} \mathbb{P}[\psi(W; \theta_0, \eta_0 + r(\hat{\eta} - \eta_0))] \Big|_{r=0} \right\| \leq \sup_{\eta \in \mathcal{T}_n} \left\| \frac{d}{dr} \mathbb{P}[\psi(W; \theta_0, \eta_0 + r(\eta - \eta_0))] \Big|_{r=0} \right\| \leq \lambda_n.$$

Also, when $\hat{\eta} \in \mathcal{T}_n$,

$$\|g''(\tilde{r})\| \leq \sup_{r \in (0, 1)} \|g''(r)\| \leq \lambda'_n.$$

Since $\hat{\eta} \in \mathcal{T}_n$ all but finitely many times, we have,

$$\Gamma_n^B = g(1) = O(\lambda_n + \lambda'_n).$$

\square

Theorem 3.1. (*Properties of the Sequential Sample Splitting Estimator*) Under Assumption 3.1 and 3.2 are valid,

$$\sigma^{-1}(\hat{\theta} - \theta_0) = -\frac{1}{T} \sum_{i=1}^T \sigma^{-1} J_0^{-1} \psi(W_i; \theta_0, \eta_0) + O\left((r_n + r'_n) \sqrt{\frac{\log \log n}{n}} + \lambda_n + \lambda'_n\right),$$

where $\sigma^2 = J_0^{-1} \mathbb{P}[\psi\psi^T] J_0^{-1}$.

By Assumption 3.1(d) and 3.2(c), the error term is of the order $O\left(\delta_n \sqrt{\frac{\log \log n}{n}}\right)$, and thus $o\left(\sqrt{\frac{\log \log n}{n}}\right)$ if $\delta_n \rightarrow 0$.

Proof. By definition, we know that

$$\hat{\theta} = -[\mathbb{P}_T \hat{\psi}_a]^{-1} \mathbb{P}_T \hat{\psi}_b,$$

and thus,

$$\hat{\theta}_0 - \theta_0 = -[\mathbb{P}_T \hat{\psi}_a]^{-1} (\mathbb{P}_T \hat{\psi}_a \theta_0 + \mathbb{P}_T \hat{\psi}_b) = -[J_0 + R_{n,1}]^{-1} \mathbb{P}_T \psi(W; \theta_0, \hat{\eta}),$$

using the linearity of ψ function in θ , and letting $J_0 = \mathbb{P}\psi_a$ and $R_{n,1} = \mathbb{P}_T \hat{\psi}^a - \mathbb{P}\psi^a$. Now,

$$(J_0 + R_{n,1})^{-1} - J_0^{-1} = (J_0 + R_{n,1})^{-1} (J_0 - (J_0 + R_{n,1})) J_0^{-1} = -(J_0 + R_{n,1})^{-1} R_{n,1} J_0^{-1}$$

Next, using the same decomposition as Lemma 1 on $\mathbb{P}_T \hat{\psi}^a - \mathbb{P}\psi^a$, and noting $(\mathbb{P}_T - \mathbb{P})\psi = O\left(\sqrt{\frac{\log \log n}{n}}\right)$, we have,

$$\begin{aligned} R_{n,1} &= O\left(\sqrt{\frac{\log \log n}{n}}\right) + O\left(\|\hat{\psi}^a - \psi^a\| \sqrt{\frac{\log \log n}{n}}\right) + O(r_n) \\ &= O\left((1 + \|\hat{\psi}^a - \psi^a\|) \sqrt{\frac{\log \log n}{n}} + r_n\right) \\ &= O\left(\sqrt{\frac{\log \log n}{n}} + r_n\right), \end{aligned}$$

noting that $\|\hat{\psi}^a - \psi^a\| \|\theta_0\| \leq \|\hat{\psi} - \psi\| = O(1)$. Also, J_0 has all eigen-values bounded below by c_0 , thus making $\|J_0^{-1}\| = O(1)$. Hence,

$$\|(J_0 + R_{n,1})^{-1} - J_0^{-1}\| \leq \|(J_0 + R_{n,1})^{-1}\| \|R_{n,1}\| \|J_0^{-1}\| = O\left(\sqrt{\frac{\log \log n}{n}} + r_n\right).$$

Next, by Lemma 1, Lemma 2 and Lemma 3,

$$\mathbb{P}_T \hat{\psi} = (\mathbb{P}_T - \mathbb{P})\psi + O\left(r'_n \sqrt{\frac{\log \log n}{n}}\right) + O(\lambda_n + \lambda'_n),$$

and is thus $o(1)$ by assumption. Finally,

$$\sigma^2 = J_0^{-1} \mathbb{P}[\psi\psi'] (J_0^{-1})^T$$

has all eigen values bounded from below by c_0/c_1^2 , making $\|\sigma^{-1}\| \leq c_1/\sqrt{c_0} = O(1)$. Combining everything, and noting that $\mathbb{P}\psi = 0$, we have,

$$\begin{aligned} \hat{\theta}_0 - \theta_0 &= -[J_0 + R_{n,1}]^{-1} \mathbb{P}_T \hat{\psi} \\ &= -J_0^{-1} \mathbb{P}_T \hat{\psi} - [(J_0 + R_{n,1})^{-1} - J_0^{-1}] \mathbb{P}_T \hat{\psi} \\ &= -J_0^{-1} \mathbb{P}_T \psi - \left\{ \Gamma_n^{EP} + \Gamma_n^B + [(J_0 + R_{n,1})^{-1} - J_0^{-1}] \mathbb{P}_T \hat{\psi} \right\} \\ &= -\frac{1}{T} \sum_{i=1}^T J_0^{-1} \psi(W_i; \theta_0, \eta_0) + O\left((r_n + r'_n) \sqrt{\frac{\log \log n}{n}} + \lambda_n + \lambda'_n\right) \end{aligned}$$

and left multiplying by σ^{-1} completes the proof. \square

B.2 Proof of Theorem 3.2

Theorem 3.2. (*Estimation of Variance*) Suppose Assumption 3.1 and 3.2 hold, then estimating σ^2 by $\hat{\sigma}^2 = \hat{J}_0^{-1} \mathbb{P}_T[\hat{\psi}\hat{\psi}'](\hat{J}_0^{-1})'$ we have

$$\hat{\sigma}^2 = \sigma^2 + O\left(n^{-(1-\frac{2}{q})} \vee \sqrt{\frac{\log \log n}{n}} + r_n + r'_n\right).$$

Proof. We proceed by decomposing $\mathbb{P}_T \hat{\psi} \hat{\psi}^T$ into three component terms in a similar but not the exact same flavor as in Lemma 1:

$$\begin{aligned} \mathbb{P}_T \hat{\psi} \hat{\psi}^T &= \mathbb{P}_T(\hat{\psi} - \psi + \psi)(\hat{\psi} - \psi + \psi)^T \\ &= \mathbb{P}_T(\hat{\psi} - \psi)(\hat{\psi} - \psi)^T + \mathbb{P}_T \psi \psi^T + \mathbb{P}_T(\hat{\psi} - \psi) \psi^T + \mathbb{P}_T \psi(\hat{\psi} - \psi)^T. \end{aligned}$$

The second term is expected to have a non-zero finite limit $\mathbb{P} \psi \psi^T$, while the other terms should be small. Subtracting of the potential limit $\mathbb{P} \psi \psi^T$ from the second term and applying triangle inequality, we obtain

$$\begin{aligned} \|\mathbb{P}_T \hat{\psi} \hat{\psi}^T - \mathbb{P} \psi \psi^T\| &\leq \|\mathbb{P}_T(\hat{\psi} - \psi)(\hat{\psi} - \psi)^T\| + \|(\mathbb{P}_T - \mathbb{P}) \psi \psi^T\| + \|\mathbb{P}_T(\hat{\psi} - \psi) \psi^T\| + \|\mathbb{P}_T \psi(\hat{\psi} - \psi)^T\| \\ &\leq \|\mathbb{P}_T(\hat{\psi} - \psi)(\hat{\psi} - \psi)^T\| + \|(\mathbb{P}_T - \mathbb{P}) \psi \psi^T\| + 2\|\mathbb{P}_T(\hat{\psi} - \psi)(\hat{\psi} - \psi)^T\|^{\frac{1}{2}} \|\mathbb{P}_T \psi \psi^T\|^{\frac{1}{2}} \end{aligned} \quad (21)$$

because $\|\mathbb{P}_T[uv^T]\| \leq \|\mathbb{P}_T[uu^T]\|^{\frac{1}{2}} \|\mathbb{P}_T[vv^T]\|^{\frac{1}{2}}$. Now, one can bound the first term in (21) as $\|\mathbb{P}_T(\hat{\psi} - \psi)(\hat{\psi} - \psi)^T\| \leq \mathbb{P}_T(\|\hat{\psi} - \psi\|_2^2)$. Also, conditional on the training set, $(\hat{\psi} - \psi)$ are iid, and hence $\mathbb{P}_T\|\hat{\psi} - \psi\|_2^2$ is a conditional reverse submartingale. By Manole and Ramdas (2023) Theorem 2, we have,

$$\lim_{M \rightarrow \infty} \mathbb{P}\left(\exists T \geq 1 : \mathbb{P}_T\|\hat{\psi} - \psi\|_2^2 \geq M\mathbb{P}\|\hat{\psi} - \psi\|_2^2\right) \leq \lim_{M \rightarrow \infty} \frac{1}{M} = 0$$

leading to $\mathbb{P}_T\|\hat{\psi} - \psi\|_2^2 = O(\mathbb{P}\|\hat{\psi} - \psi\|_2^2) = O(r_n'^2)$. Next, the second term in Equation (21) $(\mathbb{P}_T - \mathbb{P}) \psi \psi^T = O\left(\sqrt{\frac{\log \log n}{n}}\right)$ if $q \geq 4$ by Law of iterated logarithm, and $o(n^{-(1-\frac{2}{q})})$ if $2 \leq q < 4$ by Marcinkiewicz-Zygmund strong law of large numbers (Marcinkiewicz and Zygmund (1937)). Finally, noting that the third term in Equation (21) is a product of $O(r_n')$ and $O(1)$ terms, we can thus obtain,

$$\mathbb{P}_T \hat{\psi} \hat{\psi}^T = \mathbb{P} \psi \psi^T + O(r_n'^2) + O\left(n^{-(1-\frac{2}{q})} \vee \sqrt{\frac{\log \log n}{n}}\right) + O(r_n')O(1) = O\left(n^{-(1-\frac{2}{q})} \vee \sqrt{\frac{\log \log n}{n}} + r_n'\right). \quad (22)$$

Finally, we have already shown in the proof of theorem 3.1, that with $\hat{J}_0 = J_0 + R_{n,1}$, we have,

$$\|\hat{J}_0^{-1} - J_0^{-1}\| = O\left(\sqrt{\frac{\log \log n}{n}} + r_n\right). \quad (23)$$

Thus, using (23) and (22),

$$\begin{aligned} \hat{\sigma}^2 &= \hat{J}_0^{-1} \mathbb{P}_T \hat{\psi} \hat{\psi}^T (\hat{J}_0^{-1})' = J_0^{-1} \mathbb{P}_T \hat{\psi} \hat{\psi}^T (J_0^{-1})' + O\left(\sqrt{\frac{\log \log n}{n}} + r_n\right) \\ &= J_0^{-1} \mathbb{P} \psi \psi^T (J_0^{-1})' + J_0^{-1} (\mathbb{P}_T \hat{\psi} \hat{\psi}^T - \mathbb{P} \psi \psi^T) (J_0^{-1})' + O\left(\sqrt{\frac{\log \log n}{n}} + r_n\right) \\ &= \sigma^2 + O\left(n^{-(1-\frac{2}{q})} \vee \sqrt{\frac{\log \log n}{n}} + r_n + r_n'\right). \end{aligned}$$

□

B.3 Proof of Theorem 3.3

Lemma 4. (*Confidence set for multivariate Brownian motion*) If $\{B_t\}_{t \geq 1}$ is a p -dimensional Brownian motion, then with probability at least $1 - \alpha$,

$$\forall t \geq 1, \frac{\|B_t\|^2}{t^2} < \frac{2(t\rho^2 + 1)}{t^2\rho^2} \log \frac{(t\rho^2 + 1)^{\frac{p}{2}}}{\alpha}.$$

Proof. Let $\{B_t\}_{t \geq 0}$ be a p -dimensional Brownian motion, and consider

$$M_t(\lambda) = \exp \left(\lambda^T B_t - \frac{\|\lambda\|^2 t}{2} \right).$$

It is easy to see that it is a non-negative martingale with respect to the natural filtration with $M_0(\lambda) = 1$, and thus by Fubini's theorem, mixing $M_t(\lambda)$ with any distribution of λ on \mathbb{R}^p , would also result in a non-negative martingale with respect to the same filtration and initial value. In particular, we choose $f(\lambda; 0, \rho^2 I_p)$ to be the centered Gaussian distribution with variance $\rho^2 I_p$, resulting in

$$\begin{aligned} M_t &= \int_{\mathbb{R}^p} M_t(\lambda) f(\lambda; 0, \rho^2 I_p) d\lambda \\ &= \frac{1}{(2\pi\rho^2)^{\frac{p}{2}}} \int \exp \left(\lambda^T B_t - \frac{\|\lambda\|^2 t}{2} \right) \exp \left(-\frac{\|\lambda\|^2}{2\rho^2} \right) d\lambda = \frac{1}{(t\rho^2 + 1)^{\frac{p}{2}}} \exp \left(\frac{\rho^2 \|B_t\|^2}{2(t\rho^2 + 1)} \right). \end{aligned}$$

Now by Ville's inequality and expanding out the expression for M_t ,

$$1 - \alpha \leq \mathbb{P}(\forall t \geq 1, M_t < 1/\alpha) = \mathbb{P} \left(\forall t \geq 0, \frac{\|B_t\|^2}{t^2} < \frac{2(t\rho^2 + 1)}{t^2\rho^2} \log \frac{(t\rho^2 + 1)^{\frac{p}{2}}}{\alpha} \right).$$

□

Theorem 3.3. Suppose Assumptions 3.1 and 3.2 hold. Then, for any constant $\rho > 0$,

$$(a) \quad \forall n \geq 1, \left\{ \theta \in \mathbb{R}^d : \|\hat{\sigma}_{DML_j}^{-1}(\hat{\theta}_{DML_j} - \theta)\|^2 < \frac{2(n\rho^2 + 1)}{n^2\rho^2} \log \frac{(n\rho^2 + 1)^{\frac{d}{2}}}{\alpha} \right\}$$

constitutes a $(1 - \alpha)$ -Asymp CS region for θ_0 , for $j = 1, 2$, with approximation rate

$$O \left(n^{-(1-\frac{2}{q})} \vee \sqrt{\frac{\log \log n}{n}} + (r_n + r'_n) \sqrt{\frac{\log \log n}{n}} + \lambda_n + \lambda'_n \right)$$

.

(b) For any $l \in \mathbb{R}^d$ vector, a $(1 - \alpha)$ -Asymp CS for the scalar parameter $l^T \theta_0$ is given by

$$l^T \hat{\theta}_{DML_j} \pm \sqrt{l^T \hat{\sigma}_{DML_j}^{-2}} l \sqrt{\frac{2n\rho^2 + 1}{n^2\rho^2} \log \frac{(n\rho^2 + 1)}{\alpha}}$$

for $j = 1, 2$, with the same approximation rate as in (a).

Also, replacing ρ by $\rho_m := \rho(\hat{\sigma}^2 m \log(m \vee e)) = \sqrt{\frac{-2 \log \alpha + \log(-2 \log \alpha) + 1}{\hat{\sigma}_m^2 m \log(m \vee e)}}$, where m denotes the first 'peeking' time, provides asymptotic Type-I error coverage as in (4) at level α .

Proof. (b) follows trivially from Corollary 3.2, and Waudby-Smith et al. (2024) Theorem 2.2.

To prove (a), define $Y_i = \sigma^{-1} J_0^{-1} \psi(W_i; \theta_0, \eta_0)$, then by Assumption 3.1(a), has expectation 0, and variance I_d by definition of σ^2 . Thus, by strong approximation theorem in \mathbb{R}^d (Strassen (1964); Einmahl (1989); Strassen et al. (1967)), there exist iid Gaussian random variables $\{G_i\}_{i=1}^n$ such that

$$\frac{1}{n} \sum_{i=1}^n Y_i = \frac{1}{n} \sum_{i=1}^n G_i + \varepsilon_n,$$

where $\varepsilon_n = o(\sqrt{\log \log n/n})$. The right hand side can also be replaced by a Weiner process. Thus, by Lemma 4

$$\forall n \geq 1, \left\| \frac{1}{n} \sum_{i=1}^n Y_i \right\| \leq \underbrace{\sqrt{\frac{2(n\rho^2 + 1)}{n^2 \rho^2} \log \frac{(n\rho^2 + 1)^{\frac{d}{2}}}{\alpha}}}_{\bar{B}_n} + \|\varepsilon_n\| \quad \text{with probability} \geq 1 - \alpha.$$

The proof is finally completed noting that \bar{B}_n is $O\left(\sqrt{\frac{\log n}{n}}\right)$ and the error in approximation terms in Corollary 3.2 as well as $\|\varepsilon_n\|$ are all $o\left(\sqrt{\frac{\log n}{n}}\right)$, suppressing the dependence on d for the approximation errors. \square

C Proof of Theorem 4.1

Theorem 4.1. Suppose the conditions of Assumption 4.3 hold, and $\hat{\sigma}_{1-}^2 = \frac{1}{n} \sum_{k=1}^K \sum_{i \in I_k} \psi(W; \hat{\mu}_1^-, \hat{\eta})^2$. Then for any $\rho > 0$,

$$\hat{\mu}_1^- \pm \hat{\sigma}_{1-} \sqrt{\frac{2n\rho^2 + 1}{n^2 \rho^2} \log \frac{(n\rho^2 + 1)}{\alpha}}$$

constitutes a $(1 - \alpha)$ AsympCS for μ_1^- .

Proof. Let $\mathcal{T} := \{\eta = (g_1, e, \nu) : \eta \text{ is measurable and } 1 \leq \nu(x) \leq \Gamma, \varepsilon \leq e(x) \leq 1 - \varepsilon\}$, such that $\eta_1 \in \mathcal{T}$. Following Yadowlsky et al. (2018), the proof continues in two parts, via the verification of Assumptions 3.1 and 3.2. We closely follow the proof of Yadowlsky et al. (2018) throughout.

Verification of Assumption 3.1 (a) $\mathbb{E}[\psi(W; \mu_1^-, \eta_1) = 0$ holds by construction and the identification condition. (b) is evident, with $\psi^a \equiv -1$. (c) Yadowlsky et al. (2018) proves the twice Gauteax differentiability on \mathcal{T} in Section E.2.1. (d) Orthogonality follows from Section E.2.1 and Lemma 3 of Yadowlsky et al. (2018). (e) The identification condition holds as $J_0 = -1$.

Verification of Assumption 3.2 (a) By assumption 4.3(d) we can obtain a sequence $a_n \rightarrow 0$ such that for each n ,

$$\|\hat{g}(\cdot) - g_1(\cdot)\|_2 \leq a_n \left(\frac{\log \log n}{n} \right)^{\frac{1}{4}}, \|\hat{e}(\cdot) - e_1(\cdot)\|_2 \leq a_n \left(\frac{\log \log n}{n} \right)^{\frac{1}{4}}, \|\hat{\nu}(\cdot) - \nu_1(\cdot)\|_2 \leq a_n \left(\frac{\log \log n}{n} \right)^{\frac{1}{4}}$$

for all but finitely many n . In fact, a_n 's can be chosen so that the above holds when estimated from a subset of $n - T$ samples (instead of from n samples) where $T/n \rightarrow \frac{1}{K}$ a.s. Also, assumption 4.3(c) implies $\exists C_1$ such that $\|\hat{\eta}_1 - \eta_1\|_\infty \leq C_1$ for all but finitely many n .

Let

$$\mathcal{T}_n := \left\{ \eta = (g_1, e, \nu) : \|\eta - \eta_1\|_2 \leq a_n \left(\frac{\log \log n}{n} \right)^{\frac{1}{4}}, \|\eta - \eta_1\|_\infty \leq C_1, \varepsilon \leq e \leq 1 - \varepsilon, 1 \leq \nu \leq \Gamma \right\}.$$

By the strong consistency of $\hat{\eta}_1$ in Assumption 4.3(c), we thus obtain $\hat{\eta} \in \mathcal{T}_n$ for all but finitely many n , thus verifying Assumption 3.2(a).

For (b), $m'_n = 1$ trivially, and the bounds on m_n have been proved in [Yadlowsky et al. \(2018\)](#) Section E.2.2.

To verify Assumption 3.2(c), first note that $\psi^a \equiv -1 \implies r_n = 0$. Also, [Yadlowsky et al. \(2018\)](#) Section E.2.2 shows that

$$\sup_{\eta \in \mathcal{T}_n} \mathbb{E}[(\psi(W; \mu_1^-, \eta_1) - \psi(W; \mu^-, \eta))^2]^{\frac{1}{2}} \leq \sup_{\eta \in \mathcal{T}_n} \|g(\cdot) - g_1(\cdot)\|_2 + \frac{\Gamma(1 - \varepsilon)}{\varepsilon} \sup_{\eta \in \mathcal{T}_n} \|\nu - \nu_1\|_2 + \frac{2\Gamma^2(1 - \varepsilon)}{\varepsilon} \times (\|g(\cdot)\|_2 + \mathbb{E}[Y(1)^2]) (\|e(\cdot) - e_1(\cdot)\|_2 + \|\nu(\cdot) - \nu_1(\cdot)\|_2),$$

and thus $r'_n \leq \tilde{C}_2 a_n$ for large enough \tilde{C}_2 . Finally, to prove the double derivative constraint, following the proof of Lemma E.1 in [Yadlowsky et al. \(2018\)](#), Section E.2.3, for $r \in (0, 1)$ one can obtain,

$$\left| \frac{d}{dr^2} \mathbb{E}(W; \mu_1^-, \eta_1 + r(\eta - \eta_1)) \right| \leq C(\|e(\cdot) - e_1(\cdot)\|_2^2 + \|g(\cdot) - g_1(\cdot)\|_2^2 + \|\nu(\cdot) - \nu_1(\cdot)\|_2^2),$$

and thus by construction of \mathcal{T}_n , $\|\eta - \eta_1\| \leq a_n \left(\frac{\log \log n}{n} \right)^{\frac{1}{4}}$ we obtain $\lambda'_n \leq a_n \sqrt{\frac{\log \log n}{n}}$. Finally for Assumption 3.2(d), it can be seen easily that $\mathbb{E}[\psi(W; \mu_1^-, \eta_1)^2 | A = 1, X = x] \geq \text{Var}(Y(1) | A = 1, X = x)$ and taking expectations over X gives us the desired condition.

Thus by Theorem 3.3, we have our required result. \square

D Proof of Theorem 5.1

Theorem 5.1. *Suppose the conditions of Assumptions 5.3 are met. Then, with $\hat{\sigma}^2$ as in Theorem 4.1, and for any $\rho > 0$,*

$$\hat{\theta} \pm \hat{\sigma} \sqrt{\frac{2n\rho^2 + 1}{n^2\rho^2} \log \frac{n\rho^2 + 1}{\alpha}}$$

constitutes an $(1 - \alpha)$ AsympCS for θ_0 .

Proof. Let $\mathcal{T} := \{\eta = (g_t, g_c, m_t, m_c, e) : \eta \text{ is measurable and } \varepsilon \leq e(X), m_a(X) \leq 1 - \varepsilon, \|g_a\|_q = O(1) \forall a = 0, 1\}$ such that $\eta_0 \in \mathcal{T}$. We closely follow the steps in [Chernozhukov et al. \(2018\)](#) and [Ma \(2023\)](#). The proof follows by verification of Assumption 3.1 and 3.2, and thus applying Theorem 3.3.

Verification of Assumption 3.1: (a) $\mathbb{E}[\psi(W; \theta, \eta)] = 0$ follows by construction and the identification condition. (b) is evident from the form in (20). (c) The regularity and boundedness conditions in Assumption 5.3 ensure twice Gateaux differentiability. (d) Neyman-orthogonality has been shown in [Ma \(2023\)](#) Appendix B.2 Step 1. (e) The identification criteria follows by the identification conditions in Assumption 5.3.

Verification of Assumption 3.2: By Assumption 5.3(d), we can find a sequence a_n such that $\|\hat{\eta} - \eta_0\|_2 \leq a_n$ and $\|\hat{e} - e\|_2 \left(\sum_{a \in \{t, c\}} \|\hat{g}_a(\cdot) - g_{a,0}(\cdot)\|_2 + \sum_{a \in \{t, c\}} \|\hat{m}_a(\cdot) - m_{a,0}(\cdot)\|_2 \right) \leq a_n \sqrt{\frac{\log \log n}{n}}$ for all but finitely many n . In fact, a_n 's can be chosen so that the above holds when estimated from a subset of $n - T$ samples (as opposed to n) where $T/n \rightarrow 1/K$ a.s. Also, by the boundedness conditions on Theorem 5.3, $\|\hat{\eta}_1 - \eta\|_\infty \leq C$ for some $C < \infty$. Let

$$\mathcal{T}_n := \left\{ \eta = (g_t, g_c, m_t, m_c, e) : \|\eta - \eta_0\|_2 \leq a_n, \|\eta - \eta_0\|_\infty \leq C_1, \varepsilon \leq e \leq 1 - \varepsilon, \|\eta - \eta_0\|_q \leq C, \right. \\ \left. \|e - e_0\|_2 \left(\sum_{a \in \{t, c\}} \|g_a - g_{a,0}\| + \|m_a - m_{a,0}\| \right) \leq a_n \sqrt{\frac{\log \log n}{n}} \right\}.$$

Then $\eta_0 \in \mathcal{T}_n$ and $\hat{\eta} \in \mathcal{T}_n$ for all but finitely many n . This verifies Assumption 3.2(a).

Assumption 3.2(b) has been verified in Step 4 of Appendix B.2 of Ma (2023). To verify Assumption 3.2(c), $r_n \leq a_n$ follows by noting that $\sup_{\eta \in \mathcal{T}_n} \|m_t - m_{t,0}\|_1$, $\sup_{\eta \in \mathcal{T}_n} \|m_c - m_{c,0}\|_1$ and $\sup_{\eta \in \mathcal{T}_n} \|e - e_0\|_1$ are all $O(a_n)$. Also, Ma (2023) in Step 4 of Appendix B.2 show that

$$\sup_{\eta \in \mathcal{T}_n} (\mathbb{E}[\|\psi(W; \theta_0, \eta) - \psi(W; \theta_0, \eta_0)\|^2])^{\frac{1}{2}} \leq \sum_{a \in \{t, c\}} \|g_a(X) - g_{a,0}(X)\|_2 + |\theta_0| \sum_{a \in \{t, c\}} \|m_a(X) - m_{a,0}(X)\|_2 \\ + \frac{1}{\varepsilon^2} \left(\sum_{a \in \{t, c\}} \|g_a(X) - g_{a,0}(X)\|_2 + C_1 \|e(X) - e_0(X)\|_2 \right) \\ + \frac{|\theta_0|}{\varepsilon^2} \left(\sum_{a \in \{t, c\}} \|m_a(X) - m_{a,0}(X)\|_2 + C_2 \|e(X) - e_0(X)\|_2 \right),$$

for some constants C_1 and C_2 . Thus by the strong consistency assumptions, $r_n \leq a_n$. For the final step of verification of Assumption 3.2(c), it can be seen by twice Gateaux differentiation of the functional and taking the respective expectation that

$$\sup_{r \in (0,1); \eta \in \mathcal{T}_n} \left\| \frac{d}{dr^2} \mathbb{E}(W; \theta_0, \eta_0 + r(\eta - \eta_0)) \right\| \leq C' \left(\frac{1}{1 - \varepsilon} (\|g_t - g_{t,0}\|_2 + |\theta_0| \|m_t - m_{t,0}\|_2) \|e - e_0\|_2 \right. \\ \left. + \frac{1}{\varepsilon} (\|g_c - g_{c,0}\|_2 + |\theta_0| \|m_c - m_{c,0}\|_2) \|e - e_0\|_2 \right),$$

and hence $\lambda'_n \leq a_n \sqrt{\frac{\log \log n}{n}}$. Finally Assumption 3.2(d) follows from Step 2 in Appendix B.2 of Ma (2023). \square