

Coherent expansion of the motional state of a massive nanoparticle beyond its linear dimensions

R. Muffato,^{1,2} T.S. Georgescu,¹ M. Carlesso,^{3,4} M. Paternostro,^{5,6} and H. Ulbricht¹

¹*School of Physics and Astronomy, University of Southampton, SO17 1BJ, Southampton, England, UK*

²*Department of Physics, Pontifical Catholic University of Rio de Janeiro, Brazil*

³*Department of Physics, University of Trieste, Strada Costiera 11, 34151 Trieste, Italy*

⁴*Istituto Nazionale di Fisica Nucleare, Trieste Section, Via Valerio 2, 34127 Trieste, Italy*

⁵*Università degli Studi di Palermo, Dipartimento di Fisica e Chimica - Emilio Segrè, via Archirafi 36, I-90123 Palermo, Italy*

⁶*Centre for Quantum Materials and Technologies, School of Mathematics and Physics, Queen's University Belfast, BT7 1NN, United Kingdom*

(Dated: August 22, 2024)

Quantum mechanics predicts that massive particles exhibit wave-like behavior. Matterwave interferometry has been able to validate such predictions through ground-breaking experiments involving microscopic systems like atoms and molecules. The wavefunction of such systems coherently extends over a distance much larger than their size, an achievement that is incredibly challenging for massive and more complex objects. Yet, reaching similar level of coherent diffusion will enable tests of fundamental physics at the genuinely macroscopic scale, as well as the development of quantum sensing apparatus of great sensitivity. We report on experimentally achieving an unprecedented degree of position diffusion in a massive levitated optomechanical system through frequency modulation of the trapping potential. By starting with a pre-cooled state of motion and employing a train of sudden pulses yet of mild modulation depth, we surpass previously attained values of position diffusion in this class of systems to reach diffusion lengths that exceed the physical dimensions of the trapped nanoparticle.

Achieving large quantum coherence is a crucial step for revealing the wave-like nature of quantum states. Delocalised coherent wavepackets represent valuable resources for quantum sensing applications [1], quantum computation with continuous variables [2], and to perform tests of fundamental physics addressing the boundaries between classical and quantum mechanics [3–6].

Time-of-flight techniques [7, 8], which involves turning off the optical trap, remain the gold standard to achieve large degrees of coherent inflation of the wavefunction of massive nanoparticles. However, such technique is limited by gravitational effects, thus requiring microgravity conditions [9], and the need for careful time-gating of control operations, such as release and recapture mechanisms, so as to allow the nanoparticle's initial wavepacket to evolve and expand. Moreover, the natural evolution of the wavefunction for massive particles is very slow, as its speed scales with the inverse of the mass. A very promising alternative approach involves partially lowering the height of a confining potential well to facilitate state expansion of a particle, while maintaining a sufficient degree of spatial confinement. By dynamically adjusting the well depth, with accurate timing, the motional state of the quasi-trapped particle can be expanded by many orders of magnitude, and much faster than the inverse-of-mass rate typical of nanoparticle-based interferometers.

In this paper, we make a significant step forward towards the achievement of spatially extended quantum-coherent states of motion by using a simple yet very effective control strategy: we drive the dynamics of an initially cooled mechanical oscillator through a sequence of repeated pulses, achieving a coherently expanded state,

in phase space, associated with a degree of motional delocalisation of 28.4 dB. The spatial extent of the engineered motional state exceeds the physical dimensions of the particles itself, thus reaching a regime that, to the best of our knowledge, has so far been prevented in experiments involving controlled mechanical systems.

Our results open up – through technical improvements to our experimental setting – the possibility to engineer valuable resources, based on the physics of levitated massive nanoparticles, towards the achievement of a genuinely quantum-enhanced regime of sensing.

Experimental setting – The experimental setup is illustrated in Fig. 1A. We use a parabolic mirror to focus linearly x -polarized light at the wavelength of 1550 nm to a diffraction-limited spot of the diameter of 1 μ m. A nearly spherical silica particle with a diameter of 200 nm and a mass of $m = 4\pi r^3 \rho / 3 = 7.5 \times 10^{-18}$ kg, calculated using the density of silica $\rho = 1800$ kg/ m^3 , is trapped at the focal point of the light after being launched from a spray. An acusto-optical modulator is used to modulate the laser intensity and control the trapping potential dynamically. We monitor the centre-of-mass motion of the trapped particle by detecting a small fraction of Rayleigh back-scattered light from the trapping field with a single photodiode detector [10]. The vacuum chamber is evacuated to a pressure of 5 mbar, ensuring effective thermal coupling to the residual gas and resulting in the appearance of distinct spectral peaks corresponding to the translational degrees of freedom with frequencies of $\omega_z/2\pi = 77.6$ kHz, $\omega_y/2\pi = 106.4$ kHz and $\omega_x/2\pi = 137$ kHz. By fitting a Lorentzian profile to the spectrum of each harmonic trap frequency and applying

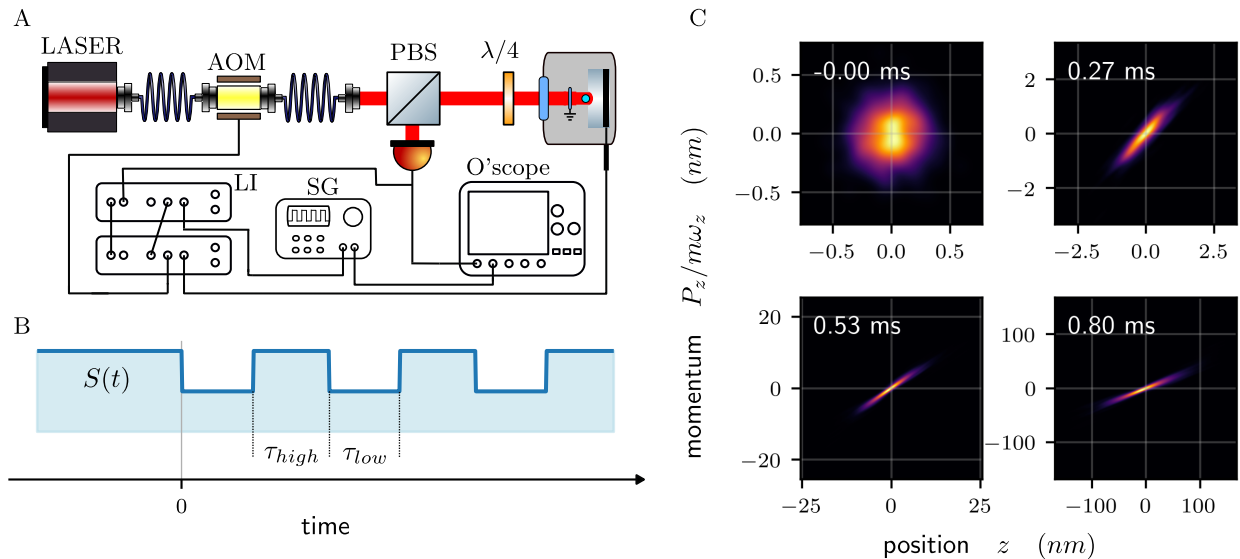


FIG. 1. **Experimental setup for pulse-driven coherent wakepacket expansion** *Panel A*: Schematic of experimental setup. A silica nanoparticle is trapped by an optical tweezers in vacuum. An acousto-optical modulator (AOM) controlled by a signal generator (SG) and lock-in amplifier (LI) modulates the power of the laser, which serves as the mechanism to modulate the intensity of the driving laser and thus control the trapping potential of the particle. The oscilloscope (O'scope), triggered by a synchronous signal from the SG, records the signal from the particle. The polarising beam splitter (PBS) and $\lambda/4$ waveplate routes the particle's movement signal towards a photo-detector. The particle displacement is detected to implement parametric and electric cooling mechanisms to lower the energy of the translational degrees of freedom of the system in three directions (only one direction shown in the figure). *Panel B*: Time sequence of laser modulation $S(t)$ for expanding the mechanical state with timings for lowering the power τ_{low} and rising it back up τ_{high} . *Panel C*: Phase-space distribution of position and momentum for the nanoparticle. From top-left subpanel we show the evolution of an isotropic initial state at 4.2 mK within a 0.8 ms timeframe.

the equipartition theorem at an assumed temperature of 300 K, we calibrate the system and subsequently calculate the position variance of the z translational mode as $\sigma_{300K}^2 = (2.30 \pm 0.03) \times 10^{-15} \text{ m}^2$. The detected signal of particle's displacement is used to cool its three translational degrees of freedom, while the pressure is brought down to 3×10^{-7} mbar. The transversal x and y modes are cooled by parametric feedback all the way down to a level ensuring that the translational degrees of freedom are mutually decoupled. We can thus focus on one mode only and treat the problem as quasi-one-dimensional for the z axis. Such mode is cooled electrically by cold damping using an electrode actuating on the charged particle with a uniform electric field proportional to the particle's z velocity. The cooled state has a position variance $\sigma_{cold}^2 = (3.21 \pm 0.11) \times 10^{-20} \text{ m}^2$, which corresponds to an effective centre-of-mass temperature of

$$T_{\text{eff}} = 300 \text{ K} \times \frac{\sigma_{\text{cold}}^2}{\sigma_{300K}^2} = (4.18 \pm 0.15) \text{ mK}, \quad (1)$$

and occupation number $\bar{n} = (e^{\hbar\omega_z/k_B T_{\text{eff}}} - 1)^{-1} = (1154.3 \pm 42.3)$ phonons, k_B standing for Boltzmann's constant.

The experiment setting described above is well captured by the one dimensional motion of an oscillator un-

dergoing dissipation and fluctuations. We model the dynamics of the position $z(t)$ of the oscillator along the relevant direction as

$$\ddot{z}(t) = -\Gamma_m \dot{z}(t) + S(t) \frac{F(z)}{m} + \frac{\mathcal{F}_{\text{fluct}}(t)}{m}, \quad (2)$$

where Γ_m is the damping rate induced by the effects of the residual background gas in the trap. Such rate can be quantified as [11]

$$\Gamma_m = \frac{64Pr^2}{m\bar{v}_{\text{gas}}} \quad (3)$$

with P , T , $\bar{v}_{\text{gas}} = \sqrt{k_B T/m_{\text{gas}}}$ being the pressure of the gas, its temperature, the root mean square velocity of its constituents and the particle mass, respectively. The second term in the right-hand-side of Eq. (2) describes the restoring force originating from the interaction with a Gaussian light beam in the Rayleigh regime. This can be computed from the profile of the intensity of the trapping laser beam I , namely one has

$$F(z) = \frac{2\pi n_m r^3}{c} \left(\frac{n_r^2 - 1}{n_r^2 + 2} \right) \frac{\partial I}{\partial z}, \quad (4)$$

with $n_r = n_p/n_m$, n_m and n_p being the refractive index of the medium and of the silica particle (here assumed

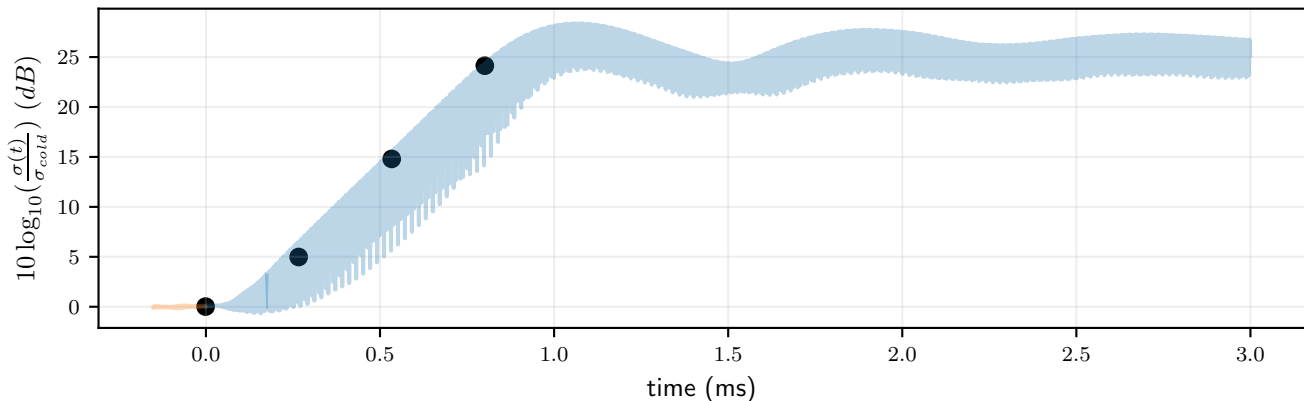


FIG. 2. **Dynamics of the position quadrature of the mechanical oscillator** in relation to the standard deviation of the initial cooled state. The oscillatory behaviour superimposed to the envelope behavior is due to the dynamics that rotates the ellipse in phase-space. The black dots identify the instances of phase-space evolution illustrated in Fig. 1C.

to take the nominal values of 1 and 1.44, respectively), and c the speed of light. While in the large oscillation-amplitude limit one needs to account for the non-linearities of the trapping potential and thus $F(z)$ takes a non-linear position dependence, for sufficiently small amplitudes of motion one can claim for the harmonic approximation $F(z) = -m\omega_z^2 z$. The control protocol is imprinted via the modulation function $S(t)$, which reflects the amplitude variation of the optical field. The last term in Eq. (2) accounts for the stochastic fluctuations due to the collisions between the nanoparticles and the residual gas. A standard statistical mechanics approach leads to the expression [12] $\mathcal{F}_{\text{fluct}}(t) = \sqrt{2\Gamma_m k_B T} \eta(t)$, where $\eta(t)$ is the zero-mean Gaussian white noise with two-time correlator $\langle \eta(t)\eta(t') \rangle = \delta(t - t')$. Additionally, one can add the following acceleration term

$$\frac{F_{fb}(z)}{m} = -\gamma_{fb} v_z, \quad (5)$$

to account for the feedback cooling of the particle. Importantly, the feedback acts on the particle only if the latter is sufficiently localised and if the feedback is locked to its motion.

Description and performance of the protocol - The initially cooled state is expanded by non-adiabatic switching between different trap frequencies [13], as proposed in Ref. [14, 15]. Gradual and steady expansion is achieved by concatenating 1000 pulses that first lower the laser power by 10% for $\tau_{low} = \pi/2\omega_z \sqrt{S} = 3.4 \mu\text{s}$ and then raise the power back up to its initial value for $\tau_{high} = \pi/2\omega_z = 3.22 \mu\text{s}$ as shown in Fig. 1B. Feedback cooling is kept on throughout the whole protocol but becomes ineffective after $t = 0$, when the pulses begin. A third order band pass filter with 14 kHz bandwidth around $\omega_z/2\pi$ is applied to the signal to eliminate contributions from the x and y directions as well as the modulation of control

signal $\omega_S/2\pi = 1/(\tau_{low} + \tau_{high}) = 1.95(\omega_z/2\pi)$. The particle's velocity is inferred from position time series by numerical differentiation. The protocol is repeated 671 times which provides statistics for estimating the state density distribution in the phase space, shown Fig. 1C.

The distribution associated with the initial cooled state of the particle is isotropic. A sudden decrease in trap stiffness reduces the potential energy while leaving the kinetic energy unchanged. During the subsequent quarter of the oscillator period, the different quadrants of the density function evolve distinctly. Points along the position axis, having lost potential energy, rotate toward the momentum axis as they convert into kinetic energy, reaching smaller momentum values. Conversely, points along the momentum axis retain their kinetic energy and evolve toward extended positions in the softer trap. This process effectively transforms the circular phase space distribution into an ellipsoidal shape.

The rising pulse returns the trap frequency to its original value and the ellipse is captured with its semi-major axis extended along the position axis. During the next quarter of the oscillator period, the dynamics in the stiffer trap project the ellipse's major axis further along the momentum axis, while the already small momentum values recede to even lower values in the position axis. Fig. 3 illustrates the growth of the semi major axis, during the initial pulses within the first 1 ms of the protocol. With the system remaining in the harmonic approximation of the potential the expansion is exponential. This rapid expansion stage is driven by the protocol's dynamics and is characterized by a time constant of $\tau_{\text{protocol}} = 10(\tau_{low} + \tau_{high}) = 68.6 \mu\text{s}$, which is much faster than the thermalization due to gas collisions, occurring on a timescale of seconds at the experimental pressure, as described by Eq. (3).

Having illustrated qualitatively the phase-space effects

of the control scheme that we have put in place, we now quantify the degree of state expansion. In Fig. 2 the standard deviation of the position quadrature at a generic time during the protocol is compared to its starting value. The (in general) elliptical phase-space distribution rotates due to the controlled dynamics of the particle as the distribution rotates in the phase space. This reflects in the broadening of the curve, as the single oscillations cannot be seen due to their timescale $\sim \pi/\omega_z = 6 \times 10^{-6}$ s. The initial exponential diffusion continues up to $t_{peak} = 1.07$ ms, when we reach the first peak of the curve. At such time, we have an expansion of 28.4 dB, which corresponds to $\sigma_z(t_{peak}) = 124$ nm. Remarkably, this is 24% larger than the nanoparticle dimension, and 158% larger than the corresponding thermal spread at 300 K, which is quantified by the expression [16]

$$\lambda_{th,T} = \sqrt{\frac{\hbar}{2m\omega_z} \coth\left(\frac{\hbar\omega_z}{2k_B T}\right)}. \quad (6)$$

After the initial exponential expansion, the non-linearity of the trap kicks in and the expansion starts a damped oscillatory behaviour and stabilize in an steady state non-equilibrium configuration, characterized by a non-Gaussian multi-modal distribution [17]. After 6.7 ms, the protocol stops to leave room for feedback, which causes the non-equilibrium state to relax toward the asymptotic, cold state with a typical time of $\tau_{feedback} = 44$ ms.

Conclusions – We have shown experimentally that a pre-cooled motional state of a levitated optomechanical system can be expanded achieving large degrees of coherent expansion. Our results show that the expanded motional state can exceed the physical dimensions of the nanoparticle itself, reaching a remarkable degree of spatial delocalization of nearly 30 dB. This represents a substantial leap forward in the quest for exploring the wave-like nature of massive quantum states. The ability to achieve such a high degree of state expansion opens up new possibilities for leveraging levitated nanoparticles in quantum sensing applications, where the enhanced spatial coherence will be crucial to achieve unprecedented degrees of sensitivity and precision.

Note added – During completion of this work, we became aware of the related results reported in Ref. [18].

Acknowledgements – We acknowledge discussions with Diana Chisholm, Elliot Simcox, Jack Homans, Chris Timberlake, Jakub Wardak and Qiongyuan Wu. We acknowledge funding from the EPSRC Network Grant Levinet (EP/W02683X/1). We further acknowledge financial support from the UK funding agency EPSRC (grants EP/W007444/1, EP/V035975/1, EP/V000624/1, EP/X009491/1 and EP/T028424/1), the Leverhulme Trust (RPG-2022-57), the Royal Society Wolfson Fellowship (RSWF/R3/183013), the Department for the Economy of Northern Ireland under the

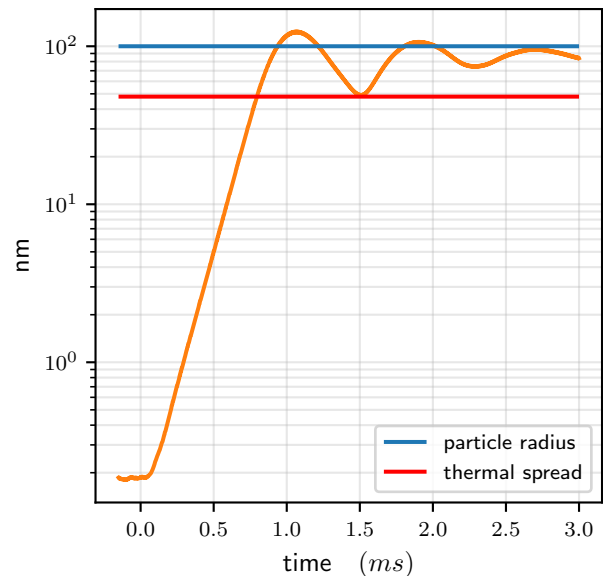


FIG. 3. **Time evolution of the standard deviation of the instantaneous position quadrature.** For comparison, we report the nanoparticle radius r and the thermal spread $\lambda_{th,300K}$ respectively as a blue and red straight line. Within the first 1 ms, at an exponential timescale of $\tau_{protocol} = 68.6 \mu\text{s}$, the controlled dynamics of the nanoparticle results in a (coherent) spatial diffusion that exceeds the physical size of the particle itself.

US-Ireland R&D Partnership Programme, the PNRR PE Italian National Quantum Science and Technology Institute (PE0000023), the University of Trieste (Microgrant LR 2/2011) and the EU Horizon Europe EIC Pathfinder project QuCoM (GA no. 10032223).

-
- [1] C. L. Degen, F. Reinhard, and P. Cappellaro, Quantum sensing, *Reviews of modern physics* **89**, 035002 (2017).
 - [2] S. Lloyd and S. L. Braunstein, Quantum computation over continuous variables, *Phys. Rev. Lett.* **82**, 1784 (1999).
 - [3] A. Bassi, K. Lochan, S. Satin, T. P. Singh, and H. Ulbricht, Models of wave-function collapse, underlying theories, and experimental tests, *Rev. Mod. Phys.* **85**, 471 (2013).
 - [4] M. Carlesso, S. Donadi, L. Ferialdi, M. Paternostro, H. Ulbricht, and A. Bassi, Present status and future challenges of non-interferometric tests of collapse models, *Nat. Phys.* **18**, 243 (2022).
 - [5] A. Belenchia, M. Carlesso, Ömer Bayraktar, D. Dequal, I. Derkach, G. Gasbarri, W. Herr, Y. L. Li, M. Rademacher, J. Sidhu, D. K. Oi, S. T. Seidel, R. Kaltenbaek, C. Marquardt, H. Ulbricht, V. C. Usenko, L. Wörner, A. Xuereb, M. Paternostro, and A. Bassi, Quantum physics in space, *Physics Reports* **951**, 1 (2022).
 - [6] K. Hornberger, S. Gerlich, P. Haslinger, S. Nimmrichter,

- and M. Arndt, Colloquium: Quantum interference of clusters and molecules, *Rev. Mod. Phys.* **84**, 157 (2012).
- [7] L. Neumeier, M. A. Ciampini, O. Romero-Isart, M. Aspelmeyer, and N. Kiesel, Fast quantum interference of a nanoparticle via optical potential control, *Proceedings of the National Academy of Sciences* **121**, e2306953121 (2024).
- [8] E. Bonvin, L. Devaud, M. Rossi, A. Militaru, L. Dania, D. S. Bykov, O. Romero-Isart, T. E. Northup, L. Novotny, and M. Frimmer, State expansion of a levitated nanoparticle in a dark harmonic potential, *Physical Review Letters* **132**, 253602 (2024).
- [9] R. Kaltenbaek, M. Arndt, M. Aspelmeyer, P. F. Barker, A. Bassi, J. Bateman, A. Belenchia, J. Bergé, C. Braxmaier, S. Bose, *et al.*, Research campaign: Macroscopic quantum resonators (MAQRO), *Quantum Science and Technology* **8**, 014006 (2023).
- [10] J. Vovrosh, M. Rashid, D. Hempston, J. Bateman, M. Paternostro, and H. Ulbricht, Parametric feedback cooling of levitated optomechanics in a parabolic mirror trap, *J. Opt. Soc. Am. B* **34**, 1421 (2017).
- [11] J. Gieseler, L. Novotny, and R. Quidant, Thermal nonlinearities in a nanomechanical oscillator, *Nature Physics* **9**, 806 (2013).
- [12] R. Kubo, The fluctuation-dissipation theorem, *Reports on Progress in Physics* **29**, 255 (1966).
- [13] M. Rashid, T. Tufarelli, J. Bateman, J. Vovrosh, D. Hempston, M. Kim, and H. Ulbricht, Experimental realization of a thermal squeezed state of levitated optomechanics, *Physical Review Letters* **117**, 273601 (2016).
- [14] J. Janszky and Y. Y. Yushin, Squeezing via frequency jump, *Optics Communications* **59**, 151 (1986).
- [15] Q. Wu, D. Chisholm, R. Muffato, T. Georgescu, J. Homans, H. Ulbricht, M. Carlesso, and M. Paternostro, Squeezing below the ground state of motion of a continuously monitored levitating nanoparticle, arXiv preprint arXiv:2403.18790 (2024).
- [16] R. P. Feynman, A. R. Hibbs, and D. F. Styer, *Quantum mechanics and path integrals* (Courier Corporation, 2010).
- [17] R. Muffato, T. Georgescu, J. Homans, T. Guerreiro, Q. Wu, D. Chisholm, M. Carlesso, M. Paternostro, and H. Ulbricht, Generation of classical non-gaussian distributions by squeezing a thermal state into nonlinear motion of levitated optomechanics, arXiv preprint arXiv:2401.04066 (2024).
- [18] M. Rossi, A. Militaru, N. C. Zambon, A. Riera-Campenya, O. Romero-Isart, M. Frimmer, and L. Novotny, Quantum delocalization of a levitated nanoparticle (2024), arXiv:2408.01264 [quant-ph].