

---

# On the age and metallicity of planet-hosting triple star systems

M. Cuntz<sup>1</sup> • S. D. Patel<sup>1</sup>

**Abstract** We present a statistical analysis of the ages and metallicities of triple stellar systems that are known to host exoplanets. With controversial cases disregarded, so far 27 of those systems have been identified. Our analysis, based on an exploratory approach, shows that those systems are on average notably younger than stars situated in the solar neighborhood. Though the statistical significance of this result is not fully established, the most plausible explanation is a possible double selection effect due to the relatively high mass of planet-hosting stars of those systems (which spend less time on the main-sequence than low-mass stars) and that planets in triple stellar systems may be long-term orbitally unstable. The stellar metallicities are on average solar-like; however, owing to the limited number of data, this result is not inconsistent with the previous finding that stars with planets tend to be metal-rich as the deduced metallicity distribution is relatively broad.

**Keywords** astrobiology – binaries: general – methods: statistical – planetary systems – stars: fundamental parameters – stars: late-type

## 1 Introduction

For more than a decade, the concept of habitable planets in binary and multiple stellar systems has been a topic of great interest, fueled by both significant observational and theoretical advances. Previous observations indicate that a large percentage of stellar

binary and higher order systems exist in our galactic neighborhood, including systems harboring planets (e.g., Duquennoy and Mayor 1991; Patience et al. 2002; Eggenberger et al. 2004; Raghavan et al. 2006, 2010; Roell et al. 2012). Those systems provide a unique set of candidates in the search for life beyond Earth.

Conforming cases include planet-hosting triple star systems, which are both profoundly interesting and highly challenging from both observational and theoretical perspectives, especially regarding aspects of planet formation (e.g., Domingos et al. 2015) and planetary orbital stability (e.g., Georgakarakos 2013; Correia et al. 2016; Busetto et al. 2018; Mylläri et al. 2018; Boyle & Cuntz 2021). A catalog of planet-harboring triple stellar systems has been published by Cuntz et al. (2022). They pointed out that planets in triple star systems exhibit a large variety, including sub-Earths, Earth-type planets, super-Earths, as well as Neptune and Jupiter-type planets; the latter are by far in the majority. Most of these objects have been discovered via the Radial Velocity or the Transit method.

In this work, we pursue a follow-up study, aimed at examining the age and metallicity distribution of stars that are members of planet-hosting triple star systems; this work is based on results available in the literature. For the determination of stellar ages, various methods have been adopted, including isochrone fitting, chromospheric and X-ray emission, and rotation and lithium depletion analyses, as, e.g., for HD 132563; see Desidera et al. (2011) and references therein.

Stellar metallicity determinations are based on high-quality spectroscopy. This also allows comparisons with previous work for single stars, which on average are found to be metal-rich (e.g., Gonzalez 1997, 1998; Fischer & Valenti 2005 and related work) Although the number of systems with reliable age and metallicity determinations is relatively small (26 each), a tentative statistical analysis for the current sample of stars can

---

M. Cuntz

S. D. Patel

<sup>1</sup>Department of Physics, University of Texas at Arlington, Box 19059, Arlington, TX 76019, USA.

email: cuntz@uta.edu

email: shaan.patel@uta.edu

be pursued, which however should be updated in the future when further observations have become available.

Our paper is structured as follows: Section 2 conveys examples of planet observations, especially for the listing of systems considered here. Comments on the acquisition of data are given in Section 3. In Section 4, we report on the statistical analysis for the age and metallicity distribution of planet-hosting triple star systems, the focus of this study. Section 5 and 6 convey our discussion, and the conclusions and outlook, respectively.

## 2 Exoplanet Observations

To date, 27 planet-hosting triple star systems have been identified not including controversial or retracted cases (see Table 1). All those systems are highly hierarchic, consisting of a binary complemented by a distant stellar component in orbit about the common center of mass; see Busetti et al. (2018) and Cuntz et al. (2022) for a summary and evaluation of previous results.

Regarding the binary, both S-type and P-type orbits are possible; see Dvorak (1982) as source of nomenclature. In case of S-type orbits, planets are in orbit about one of the binary components, whereas in case of P-type orbits, planets are found in orbit about both components; see Cuntz (2014) for a comprehensive approach. If the planet is hosted by the distant stellar component, another kind of S-type orbit is established.

The best studied case of planets hosted by triple star systems is that of Alpha Centauri. This system is closest to Earth, and any exoplanets hosted by that system are closest to Earth as well, regardless of any future planet discoveries. So far, three planets have been identified (with one planet still mildly controversial). They are all hosted by the outlying component also known as Proxima Centauri; see Anglada-Escudé et al. (2016), Damasso et al. (2020), and Faria et al. (2022) for further information.

Arguably, the first planet discovered harbored by a triple star system is 16 Cyg Bb. It is a Jupiter-mass planet found by Cochran et al. (1997). However, at that time the outlying stellar component, i.e., 16 Cyg C, a red dwarf, was still unknown; evidence on its existence has later been published by Hauser & Marcy (1999). This subsequent result elevated 16 Cyg to a triple stellar system with a planet.

Most planets in planet-hosting triple star systems have been discovered based on the Radial Velocity (RV) method, with the Transit method, largely associated with the *Kepler* mission, as a distant second. Key facilities of those planetary RV discoveries include the Lick,

Keck, La Silla, and McDonald observatories, which allowed for high-precision spectroscopy; see Cuntz et al. (2022) for detailed references and additional comments.

Most planets currently known to exist in triple star systems are Jupiter-mass planets, a well-understood selection effect. However, Neptune and Earth-mass planets as well as sub-Earths and super-Earths have been found as well. An intriguing example is Gliese 667C known to harbor two super-Earths; see Anglada-Escudé et al. (2012). Recently, Sloane et al. (2023) argued in favor of possible exolife in that system. Hence, the possible relevance of planets situated in multiple stellar systems to astrobiology is another motivation to explore aspects of metallicity and stellar age, as done here.

## 3 Data Acquisition

### 3.1 General Comments

Regarding the data acquisition and the associated statistics, the work follows a two-tier approach. For the stellar ages and metallicities, information is obtained from the literature. Hence, the authors are not engaged in any of those determinations but report existing information, if available. The two times 26 data, in reference to both the stellar ages and metallicities, have been subsequently subjected to a statistical analysis and discussion (see Section 4), the main focus of this work.

### 3.2 Stellar Ages

Table 2 and 3 list information on the ages of the stellar system components. If information is available for multiple stellar components (which is typically not the case), average values have been used for the subsequent analysis. The results for the various systems are depicted in Fig. 1. Figure 2 provides a histogram indicating the shape of the overall distribution. Data are available for all systems<sup>1</sup>, except for LTT 1445, resulting in data for 26 systems.

For stellar age determinations, a variety of methods has previously been used, including isochrone fitting, chromospheric and X-ray relationships, and lithium depletion analyses; the latter is applicable to young, low-mass stars. For example, Desidera et al. (2004) utilized all of these methods for HD 132563. Previously, Saffe et al. (2005) applied the chromospheric emission

---

<sup>1</sup>Both for the stellar ages and metallicities, data are available for 26 out of 27 objects (while considering combined data due to stellar multiplicity). This insufficiency is not expected to significantly affect the conclusions of this work.

**Table 1** Planet detections

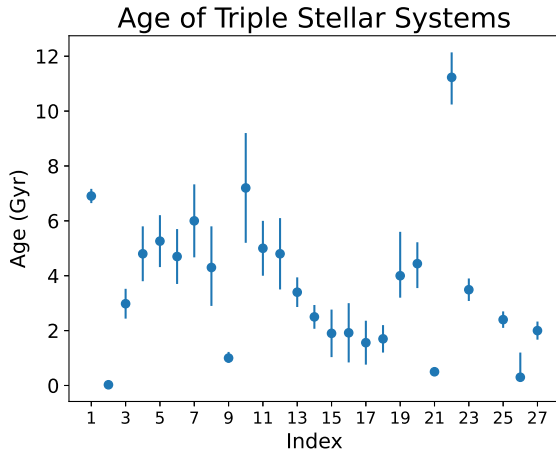
Index	Name	Planets	Reference
1	16 Cygni	1	Cochran et al. (1997)
2	51 Eridani	1	Macintosh et al. (2015)
3	91 Aquarii	1	Mitchell et al. (2003)
4	94 Ceti	1	Mayor et al. (2004)
5	Alpha Centauri	3 (2)	Anglada-Escudé et al. (2016); Damasso et al. (2020); Faria et al. (2022)
6	Epsilon Indi	1	Feng et al. (2019)
7	Gliese 667	2 (1)	Anglada-Escudé et al. (2012)
8	HAT-P-8	1	Latham et al. (2009)
9	HAT-P-57	1	Hartman et al. (2015)
10	HD 126614	1	Howard et al. (2010)
11	HD 132563	1	Desidera et al. (2011)
12	HD 178911	1	Zucker et al. (2002)
13	HD 185269	1	Moutou et al. (2006)
14	HD 196050	1	Jones et al. (2002)
15	HD 2638 / HD 2567	1	Moutou et al. (2005)
16	HD 40979	1	Fischer et al. (2003)
17	HD 41004	1	Zucker et al. (2004)
18	HD 65216	1	Mayor et al. (2004)
19	K2-290	2	Hjorth et al. (2019)
20	Kelt-4	1	Eastman et al. (2016)
21	Kepler-13	1	Shporer et al. (2011)
22	Kepler-444	5	Campante et al. (2015)
23	KOI-5 = TOI-1241	1	Hirsch et al. (2017)
24	LTT 1445	1	Winters et al. (2019)
25	Psi <sup>1</sup> Draconis	1	Endl et al. (2016)
26	WASP-8	2	Queloz et al. (2010); Knutson et al. (2014)
27	WASP-12	1	Hebb et al. (2009)

Note: See Cuntz et al. (2022) for additional information on the systems.

relationship regarding Ca II H+K for the age determination of a large number of exoplanet host stars, including HD 41004 considered here. Other studies targeting chromospheric emission — stellar age relationships have been given by, e.g., Noyes et al. (1984), Baliunas et al. (1995), Cuntz et al. (1999), and Engle (2024).

Regarding the pivotal planet-hosting Alpha Centauri system, a detailed age determination has been given by Joyce & Chaboyer (2018), which is based on classically and asteroseismically constrained stellar evolution models, including detailed fits with observations. They arrived at  $5.3 \pm 0.3$  Gyr, a value that is also consistent with other models, including those by Kervella et al. (2017) and Viani et al. (2018).

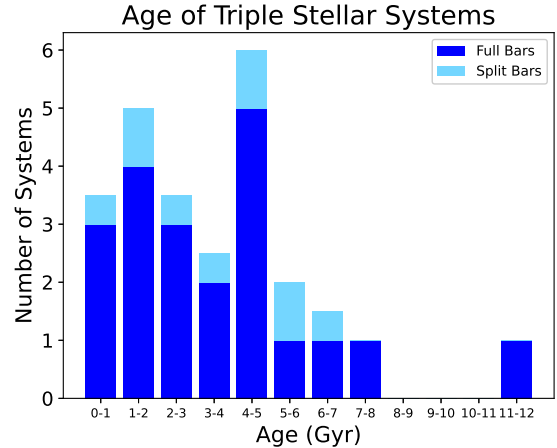
Note that the youngest system considered in our study is 51 Eri, for which  $26 \pm 3$  Myr is used (Nielsen et al. 2016). A very similar value, which is  $24 \pm 3$  Myr, has been given by Bell et al. (2015). As pointed out by those authors, 51 Eri belongs to a nearby moving group in the solar neighborhood, thus allowing reliable absolute isochronal age determinations.



**Fig. 1** Ages of triple stellar systems, with average values for the stellar components used if multiple determinations are available. All error bars are  $1\sigma$ .

### 3.3 Stellar Metallicities

Table 4 and 5 list information on the metallicity of the stellar system components. If information is available for multiple stellar components (which, again, is typically not the case), average values have again been used for the subsequent analysis. The results for the various systems are depicted in Fig. 3. Figure 4 provides a histogram indicating the shape of the overall distribution. Data are available for all systems, except for KOI-5, resulting in data for 26 systems.



**Fig. 2** Histogram for the age distribution of planet-hosting triple star systems based on the average values for the stellar components. Split bars are used to depict border values between bins.

Metallicity determinations ultimately require quality spectroscopy. In some cases, those values are given as part of the associated planet discovery publication. Examples include Gliese 667 (Anglada-Escudé et al. 2012), HD 185269 (Moutou et al. 2006), Kepler-13 (Shporer et al. 2011), and Kepler-444 (Campante et al. 2015).

For the Alpha Centauri system, information on the stellar metallicities have been given by Schlafman & Laughlin (2010) and Morel (2018); the results for the three stellar components agree well within the uncertainty bars. The latter authors studied Alpha Cen AB (whose masses bracket that of the Sun) regarding a large number of elements. Furthermore, Schlafman & Laughlin (2010) studied Alpha Cen C, the planet-hosting component of the system as part of a larger sample of M dwarfs. They found that its metallicity consistent with those of Alpha Cen AB.

16 Cyg A and B, with 16 Cyg B previously identified as the hub of the planet, see Cochran et al. (1997), has been studied by Tucci Maia et al. (2014). They concluded that 16 Cyg A has a metallicity ( $[Fe/H]$ ) higher by  $0.047 \pm 0.005$  dex than 16 Cyg B; this kind of difference has been identified for all elements under consideration. This result has been interpreted as a possible signature of the rocky accretion core of the giant planet 16 Cyg Bb.

Another example is the work by Desidera et al. (2004) who studied abundance differences between components of wide binaries, including HD 132563, based on a line-by-line differential analysis. HD 132563Bb, a Jupiter-type planet in an orbit of moderate eccentricity, was later discovered by a team led by the same author.

**Table 2** Age of stellar systems

Index	Name	Age (Gyr)	Reference
...	...		...
1	16 Cygni	$6.91 \pm 0.26$	<b>see Table 3</b>
2	51 Eridani	$0.026 \pm 0.003$	Nielsen et al. (2016)
3 <sup>a</sup>	91 Aquarii	$2.98 \pm 1.63$	Baines et al. (2018)
4 <sup>b</sup>	94 Ceti	$\sim 4.8$	Boyajian et al. (2013)
5	Alpha Centauri	$5.261 \pm 0.946$	Joyce & Chaboyer (2018)
6	Epsilon Indi	$4.7 \pm 1.0$	Feng et al. (2019)
7 <sup>a</sup>	Gliese 667	$6 \pm 4$	<b>see Table 3</b>
8	HAT-P-8	$4.3^{+1.5}_{-1.4}$	Mancini et al. (2013)
9 <sup>a</sup>	HAT-P-57	$1.0^{+0.67}_{-0.51}$	Hartman et al. (2015)
10	HD 126614	$7.2 \pm 2.0$	Valenti & Fischer (2005)
11 <sup>b</sup>	HD 132563	$\sim 5$	Desidera et al. (2011)
12	HD 178911	$4.8 \pm 1.3$	Bonfanti et al. (2016)
13	HD 185269	$3.40 \pm 0.54$	Jofré et al. (2015)
14 <sup>a</sup>	HD 196050	$2.5 \pm 1.3$	Chavero et al. (2019)
15 <sup>a</sup>	HD 2638 / HD 2567	$1.9 \pm 2.6$	Bonfanti et al. (2015)
16 <sup>a</sup>	HD 40979	$1.92 \pm 1.08$	Jofré et al. (2015)
17 <sup>a</sup>	HD 41004	$1.56 \pm 0.8$	Saffe et al. (2005)
18	HD 65216	$1.7 \pm 0.5$	Bonfanti et al. (2015)
19	K2-290	$4.0^{+1.6}_{-0.8}$	Hjorth et al. (2019)
20	Kelt-4 A	$4.44^{+0.78}_{-0.89}$	Eastman et al. (2016)
21 <sup>a</sup>	Kepler-13	$0.5 \pm 0.1$	Shporer et al. (2014)
22	Kepler-444	$11.23^{+0.91}_{-0.99}$	Campante et al. (2015)
23	KOI-5 = TOI-1241	$3.49 \pm 0.41$	Bellinger et al. (2019)
24	LTT 1445	...	...
25	Psi <sup>1</sup> Draconis	$2.4 \pm 0.3$	<b>see Table 3</b>
26	WASP-8	$0.3^{+0.9}_{-0.0}$	Southworth et al. (2020)
27 <sup>a</sup>	WASP-12	$2.0 \pm 1.0$	Hebb et al. (2009)

Note: Error bars assumed as  $1\sigma$  except if noted otherwise. <sup>a</sup>Error bar assumed as  $3\sigma$ . <sup>b</sup>Error bar estimated as  $\pm 1.0$ .

**Table 3** Age of stellar components

Index	Name	Age (Gyr)	Reference
...	...		...
1	16 Cygni A	$7.07 \pm 0.26$	Metcalfe et al. (2015)
1	16 Cygni B	$6.74 \pm 0.24$	Metcalfe et al. (2015)
7	Gliese 667 AB	2–10	Cayrel de Strobel et al. (1981)
7	Gliese 667 C	>2	Cayrel de Strobel et al. (1981)
25	Psi <sup>1</sup> Draconis A	$2.3 \pm 0.3$	Endl et al. (2016)
25	Psi <sup>1</sup> Draconis B	$2.5 \pm 0.3$	Endl et al. (2016)

Note: Error bars assumed as  $1\sigma$ .

**Table 4** Metallicity of stellar systems

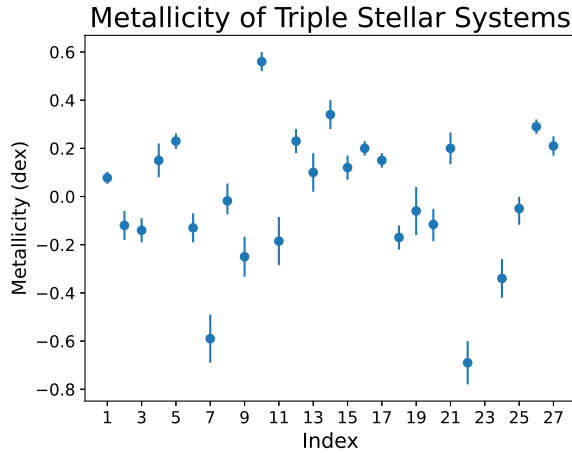
Index	Name	Metallicity (dex)	Reference
...	...		...
1	16 Cygni	$+0.078 \pm 0.025$	see Table 5
2	51 Eridani	$-0.12 \pm 0.06$	Rajan et al. (2017)
3 <sup>a</sup>	91 Aquarii	$-0.14 \pm 0.05$	Massarotti et al. (2008)
4	94 Ceti	$+0.15 \pm 0.07$	Fuhrmann (2008)
5	Alpha Centauri	$+0.23 \pm 0.03$	see Table 5
6	Epsilon Indi	$-0.13 \pm 0.06$	Delgado Mena et al. (2017)
7	Gliese 667	$-0.59 \pm 0.10$	Anglada-Escudé et al. (2012)
8	HAT-P-8	$-0.018^{+0.072}_{-0.056}$	Wang et al. (2021)
9 <sup>b</sup>	HAT-P-57	$-0.25 \pm 0.25$	Hartman et al. (2015)
10	HD 126614	$+0.56 \pm 0.04$	Valenti & Fischer (2005)
11	HD 132563	$-0.185 \pm 0.10$	see Table 5
12 <sup>a</sup>	HD 178911	$+0.23 \pm 0.05$	Luck (2017)
13	HD 185269	$+0.10 \pm 0.08$	Moutou et al. (2006)
14	HD 196050	$+0.34 \pm 0.06$	Chavero et al. (2019)
15	HD 2638 / HD 2567	$+0.12 \pm 0.05$	Tsantaki et al. (2013)
16	HD 40979	$+0.20 \pm 0.03$	Luck (2017)
17	HD 41004	$+0.15 \pm 0.03$	Sousa et al. (2018)
18 <sup>a</sup>	HD 65216	$-0.17 \pm 0.05$	Adibekyan et al. (2012)
19	K2-290	$-0.06 \pm 0.10$	Hjorth et al. (2019)
20	Kelt-4	$-0.116^{+0.065}_{-0.069}$	Eastman et al. (2016)
21 <sup>b</sup>	Kepler-13	$+0.2 \pm 0.2$	Shporer et al. (2014)
22	Kepler-444	$-0.69 \pm 0.09$	Campante et al. (2015)
23	KOI-5 = TOI-1241	...	...
24	LTT 1445	$-0.34 \pm 0.08$	Winters et al. (2019)
25	Psi <sup>1</sup> Draconis	$-0.05^{+0.05}_{-0.07}$	see Table 5
26	WASP-8	$+0.29 \pm 0.03$	Mortier et al. (2013)
27	WASP-12	$+0.21 \pm 0.04$	Mortier et al. (2013)

Note: Error bars assumed as  $1\sigma$  except if noted otherwise. <sup>a</sup>Error bar estimated as  $\pm 0.05$ . <sup>b</sup>Error bar assumed as  $3\sigma$ .

**Table 5** Metallicity of stellar components

Index	Name	Metallicity (dex)	Reference
...	...	...	...
1	16 Cygni A	$+0.101 \pm 0.008$	Tucci Maia et al. (2014)
1	16 Cygni B	$+0.054 \pm 0.008$	Tucci Maia et al. (2014)
5	Alpha Centauri A	$+0.22 \pm 0.02$	Morel (2018)
5	Alpha Centauri B	$+0.24 \pm 0.03$	Morel (2018)
5 <sup>a</sup>	Alpha Centauri C	$+0.21 \pm 0.05$	Schlaufman & Laughlin (2010)
11	HD 132563 A	$-0.18 \pm 0.10$	Desidera et al. (2004)
11	HD 132563 B	$-0.19 \pm 0.10$	Desidera et al. (2004)
25	Psi <sup>1</sup> Draconis A	$-0.10 \pm 0.04$	Endl et al. (2016)
25	Psi <sup>1</sup> Draconis B	$+0.00 \pm 0.01$	Endl et al. (2016)

Note: Error bars assumed as  $1\sigma$ . <sup>a</sup>Error bar estimated as  $\pm 0.05$ .

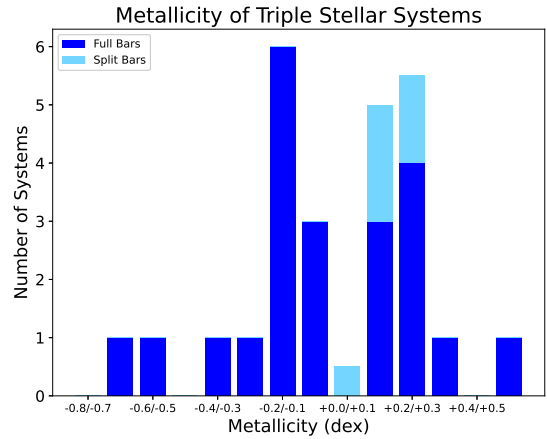


**Fig. 3** Metallicities of triple stellar systems, with average values for the stellar components used if multiple determinations are available. All error bars are  $1\sigma$ .

## 4 Statistical Analysis

### 4.1 Approach

A pivotal aspect of this study is the computation of the statistical properties for the age and metallicity distribution regarding the various stellar components of the systems. For the 27 planet-hosting triple star systems, information is available for stars of 26 systems (see Tables 2 to 5). The missing cases are LTT 1445 and KOI-5 concerning the stellar age and metallicity, respectively. Moreover, regarding the various systems, information has mostly not been obtained for all system components. If information is available for more than one stellar component (which is consistently found to



**Fig. 4** Histogram for the metallicity distribution of planet-hosting triple star systems based on the average values for the stellar components. Split bars are used to depict border values between bins.

be very similar, as expected), average values have been taken for the respective analyses.

The computation of the mean and median values for the distributions is highly straightforward, noting that all 26 useable systems are given the same weight. However, for our main analysis, we also consider the error bars for the data. In most cases, those have been given as part of the original analyses; however, in the small number of cases of unavailability good-faith estimates have been made. Clearly, the consideration of the various error bars requires a detailed numerical statistical approach; see Montgomery et al. (2006) for a description of the methods as used. This kind modeling assumes intrinsic Gaussian distributions for each data



point<sup>2</sup>; see Table 2 and 5, including information on the respective  $1\sigma$  uncertainties. On the other hand, the overall distributions for the stellar ages and metallicities are noticeably non-Gaussian.

## 4.2 Results

Table 2 and 4 list the data for the stellar ages and metallicities, respectively — noting that in some cases information on the stellar components other than the main component is available as well; see Table 3 and 5. The mean and median values for the stellar age distribution are given as  $\mathcal{A}_M = 4.48$  Gyr and  $\mathcal{A}_{Mdn} = 3.26$  Gyr, respectively. The results for the metallicity distribution read  $Z_M = +0.00$  dex and  $Z_{Mdn} = +0.04$  dex.

If the error bars of the data are disregarded (included here mostly for tutorial reasons), we find similar results for both the mean and median in terms of the metallicity distribution. However, for the stellar age distribution we obtain  $\mathcal{A}_M = 3.63$  Gyr and  $\mathcal{A}_{Mdn} = 3.45$  Gyr; these values somewhat deviate from the previous results (see Table 6).

Both the stellar age and metallicity distributions are notably non-Gaussian. The stellar age distribution is akin to a Poisson distribution, with an outlier at 11.23 Gyr (Kepler-444) added on. Moreover, the metallicity distribution is concentrated between  $[\text{Fe}/\text{H}] = -0.20$  dex and  $+0.20$  dex, thus consistent with the solar metallicity value of  $[\text{Fe}/\text{H}] = +0.00$  dex, even though there is a well-pronounced minimum at that data.

In order to obtain further insight into the shape and structure of those distribution, we also have calculated the LHS and RHS deviations from the respective medians with respect to different levels (akin to well-defined standard deviations for Gaussian distributions); see Table 7. These results confirm that in general (1) planet-hosting systems are relatively young and (2) the overall stellar metallicity values do not deviate much from the solar case. Section 5 provides further comments on these results, including some interpretation while also taking into account observational findings available in the literature.

<sup>2</sup>Note that although the error bar for the age of HD 2638 / HD 2567 (Bonfanti et al. 2015) is unusually large, it is still considered in the analysis, except that negative age values have been omitted (as also done in other cases if appearing as part of the statistical simulation).

**Table 6** General statistics

Parameter ...	Age (Gyr)	Metallicity (dex)
Mean	4.48	+0.00
Mean (NEB)	3.63	+0.00
Median	3.26	+0.04
Median (NEB)	3.45	+0.03
Minimum	0.026	-0.69
Maximum	11.23	+0.56

Note: NEB means that no error bars have been considered for the individual data points.

**Table 7** Distribution analysis

Parameter	Age (Gyr)	
Deviation	LHS	RHS
50% Level	1.71	5.08
75% Level	0.86	6.52
95% Level	...	10.59
Deviation	Metallicity (dex)	
50% Level	-0.16	+0.20
75% Level	-0.29	+0.27
95% Level	-0.69	+0.54



## 5 Discussion

We pursued a detailed statistical analysis of the ages and metallicities of stars known to be members of planet-hosting triple star systems. This is an exploratory follow-up study of the previous work by Cuntz et al. (2022), who presented a catalog of multiple-star systems known to host exoplanets. With controversial cases omitted, 27 star-planet systems have been identified. Observational studies indicate that all planet-hosting triple stellar systems are highly hierarchic, consisting of a binary accompanied by a distant stellar component, which is in orbit about the common center of mass; see also Busetti et al. (2018) for previous results. Regarding the binary, both S-type and P-type orbits are possible, whereas the distant binary may serve as a planetary hub as well.

Regarding the data acquisition and the associated statistics, our work followed a two-tier approach. For the stellar ages and metallicities, information is obtained from the literature. Hence, the authors are not engaged in any of those determinations but take note of existing information for further statistical analyses, the main focus of this work.

Out of the 27 systems, age and metallicity determinations exist for 26 systems. Error bars for both the stellar ages and metallicities are available as well, which have been considered accordingly. For stellar age determinations, a variety of methods has been used; see Section 3.2 for details. Metallicity determinations are consistently based on quality spectroscopy. These values are often given as part of the respective planet discovery article, which typically also provide detailed information about the planetary host star.

The mean value and the median value for the stellar age distribution are identified as 4.48 Gyr and 3.26 Gyr, respectively. Hence, planet-hosting triple star systems are typically notably younger than stars found in the solar neighborhood. For example, Lin et al. (2018) examined the stellar ages and masses of about 4000 stars in the solar neighborhood based on six well-studied literature samples using both *Hipparcos* and TGAS<sup>3</sup> parallaxes. They report age values of  $11.18 \pm 2.57$  Gyr and  $11.13 \pm 2.58$  Gyr (closely associated with low-mass stars) in agreement with the literature values. Similar results have been obtained by Binney et al. (2000). In contrast, the range of stellar ages for planet-hosting triple stellar systems, as identified in this study (see Table 6 and 7), reads  $\mathcal{A}[\pm 50\%] = 3.26^{+1.82}_{-1.55}$  Gyr and  $\mathcal{A}[\pm 75\%] = 3.26^{+3.26}_{-2.40}$  Gyr. These numbers are significantly lower than the typical ages of stars located in the solar neighborhood.

Though the statistical significance of this age difference might be moderately compromised owing to the limited number of systems available, the most plausible explanation is a double selection effect given as (1) planet-hosting stars of those systems are relatively massive, i.e., main-sequence stars of relatively early spectral types (F and G rather than K and M). As discussed by Cuntz et al. (2022) and references therein, a notable fraction of those stars is of spectral type F or G, compared the spectral type K and M, while the latter make up the vast majority of stars in the solar neighborhood and beyond (e.g., Kroupa 2001, 2002; Chabrier 2003). Consequently, planet-hosting stars in triple stellar systems spend a reduced amount of time on the main-sequence. (2) Planets situated in triple stellar systems often face a limited duration of orbital stability compared to planets hosted by binary systems or single stars. Many of those will be ejected eventually, thus entering the stage of free-floating planets previously observed in our galaxy (e.g., Lucas & Roche 2000; Zapatero Osorio et al. 2000; Miret-Roig et al. 2022).

Planetary orbital stability is quite often noticeably reduced in multiple stellar systems compared to planet-hosting single-star or binary systems as indicated by previous analyses; see, e.g., Verrier & Evans (2007), Georgakarakos (2013), Correia et al. (2016), Busetti et al. (2018), Mylläri et al. (2018), and related work. Depending on the system parameters, the multiplicity of stellar systems may adversely impact the temporal evolution of those systems — with an increased level of endurance to be expected for hierarchic systems, which may be the underlying reasons why to date no planet-hosting non-hierarchic triple systems have been found.

For the stellar metallicities of stars in planet-hosting triple star systems, the median value mostly agrees with the metallicity identified for the Sun. At first sight, this result appears to be inconsistent with the previous finding that planet-hosting single stars tend to be metal-rich (e.g., Gonzalez 1997, 1998; Fischer & Valenti 2005 and related work). For example, Fischer & Valenti (2005) carried out a spectral synthesis modeling program for 1040 FGK-type stars. Regarding 850 stars, they determined that fewer than 3% of stars with  $-0.5 < [\text{Fe}/\text{H}] < 0.0$  have Doppler-detected planets. Above solar metallicity, they identified a smooth and rapid rise in the fraction of stars with planets. However, at  $[\text{Fe}/\text{H}] > +0.3$  dex, 25% of observed stars gas giant planets were detected.

On the other hand, the range of metallicities for stars being part of planet-hosting triple star systems, based on this study (see Table 6 and 7), reads  $Z[\pm 50\%] = +0.04^{+0.16}_{-0.20}$  dex and  $Z[\pm 75\%] = +0.04^{+0.23}_{-0.33}$  dex. Thus,

<sup>3</sup>TGAS is an acronym for *Tycho-Gaia Astrometric Solution*.

for those stars the width of the stellar metallicity distribution is relatively large, thus disallowing a firm conclusion. In addition, the shape of the distribution is highly unstructured. Although the median value appears to indicate a solar-like metallicity, the overall data distribution, based on small number statistics, is not inconsistent with the previous finding that stars with planets tend to be metal-rich. For updated information on the physics of star–planet metallicity connections see, e.g., Wang & Fischer (2015), Zhu (2019), Laughlin (2000), Osborn et al. (2020), and Jiang et al. (2021).

## 6 Conclusions and Outlook

In conclusion, we obtained the following results: (1) For the various stellar components, the age and metallicity values agree within the error bars, as expected; (2) on average, the stellar ages as deduced are considerably smaller than expected from previous studies about the solar neighborhood; and (3) the stellar metallicities are on average solar-like; however, owing to the limited number of data, this result is not inconsistent with the previous finding that stars with planets tend to be metal-rich. In fact, the metallicity distribution as obtained has a relatively large width.

The findings of this study are relevant to both astrophysics and astrobiology. Important aspects deserving future attention include the study of scenarios of successful planet formation in triple star systems regarding different kinds of stellar hierarchies, assessments of planetary orbital stability for different types of systems, and studies of habitability, including the general possibility of exolife.

Due to the low number of planet-hosting triple star systems known to date, given as about one discovery per year so far, we are looking forward to future expansions of the existing data base. This will allow us to revisit the currently existing statistical analysis with the intent of making it more robust. It will also help us to target the various open astrophysical and astrobiological questions associated with the various star–planet configurations.

## Acknowledgments

This work has been supported by the Department of Physics, University of Texas at Arlington. In addition, the authors acknowledge assistance by Gregory E. Luke and Lindsey Boyle about data collection, and input by Gumseng Lamau regarding literature review.

## References

- Adibekyan, V.Zh., Sousa, S.G., Santos, N.C., et al.: *Astron. Astrophys.*, **545**, A32 (2012)
- Anglada-Escudé, G., Arriagada, P., Vogt, S.S., et al.: *Astrophys. J. Lett.*, **751**, L16 (2012)
- Anglada-Escudé, G., Amado, P.J., Barnes, J., et al.: *Nature*, **536**, 437 (2016)
- Baines, E.K., Armstrong, J.T., Schmitt, H.R., et al.: *Astron. J.*, **155**, 30 (2018)
- Baliunas, S.L., Donahue, R.A., Soon, W.H., et al.: *Astrophys. J.* **438**, 269 (1995)
- Bell, C.P.M., Mamajek, E.E., Naylor, T.: *Mon. Not. R. Astron. Soc.*, **454**, 593 (2015)
- Bellinger, E.P., Hekker, S., Angelou, G.C., Stokholm, A., Basu, S.: *Astron. Astrophys.*, **622**, A130 (2019)
- Binney, J., Dehnen, W., Bertelli, G.: *Mon. Not. R. Astron. Soc.*, **318**, 658 (2000)
- Bonfanti, A., Ortolani, S., Piotto, G., Nascimbeni, V.: *Astron. Astrophys.*, **575**, A18 (2015)
- Bonfanti, A., Ortolani, S., Nascimbeni, V.: *Astron. Astrophys.*, **585**, A5 (2016)
- Boyajian, T.S., von Braun, K., van Belle, G., et al.: *Astrophys. J.*, **771**, 40 (2013)
- Boyle, L., Cuntz, M.: *RNAAS*, **5**, 285 (2021)
- Busetti, F., Beust, H., Harley, C.: *Astron. Astrophys.*, **619**, A91 (2018)
- Campante, T.L., Barclay, T., Swift, J.J.: *Astrophys. J.*, **799**, 170 (2015)
- Cayrel de Strobel, G., Bentolila, C., Hauck, B., Lovy, D.: *Astron. Astrophys. Suppl. Ser.*, **45**, 97 (1981)
- Chabrier, G.: *Publ. Astron. Soc. Pac.*, **115**, 763 (2003)
- Chavero, C., de la Reza, R., Ghezzi, L., et al.: *Mon. Not. R. Astron. Soc.*, **487**, 3162 (2019)
- Cochran, W.D., Hatzes, A.P., Butler, R.P., Marcy, G.W.: *Astrophys. J.*, **483**, 457 (1997)
- Correia, A.C.M., Boué, G., Laskar, J.: *CeMDA*, **126**, 189 (2016)
- Cuntz, M.: *Astrophys. J.*, **780**, 14 (2014)
- Cuntz, M., Rammacher, W., Ulmschneider, P., Musielak, Z.E., Saar, S.H.: *Astrophys. J.* **522**, 1053 (1999)
- Cuntz, M., Luke, G.E., Millard, M.J., Boyle, L., Patel, S.D.: *Astrophys. J. Suppl. Ser.*, **263**, 33 (2022)
- Damasso, M., Del Sordo, F., Anglada-Escudé, G., et al.: *Science Adv.*, **6**, 7467 (2020)
- Delgado Mena, E., Tsantaki, M., Adibekyan, V. Zh., et al.: *Astron. Astrophys.*, **606**, A94 (2017)
- Desidera, S., Gratton, R. G., Scuderi, S., et al.: *Astron. Astrophys.*, **420**, 683 (2004)
- Desidera, S., Carolo, E., Gratton, R., et al.: *Astron. Astrophys.*, **533**, A90 (2011)
- Domingos, R.C., Winter, O.C., Izidoro, A.: *IJAsB*, **14**, 153 (2015)
- Duquenois, A., Mayor, M.: *Astron. Astrophys.* **248**, 485 (1991)
- Dvorak, R.: *OAWMN*, **191**, 423 (1982)
- Eastman, J.D., Beatty, T.G., Siverd, R.J., et al.: *Astron. J.*, **151**, 45 (2016)
- EGgenberger, A., Udry, S., Mayor, M.: *Astron. Astrophys.* **417**, 353 (2004)
- Endl, M., Brugamyer, E.J., Cochran, W.D., et al.: *Astrophys. J.*, **818**, 34 (2016)
- Engle, S.G.: *Astrophys. J.*, **960**, 62 (2024)
- Faria, J.P., Suárez Mascareño, A., Figueira, P., et al.: *Astron. Astrophys.*, **658**, A115 (2022)
- Feng, F., Anglada-Escudé, G., Tuomi, M., et al.: *Mon. Not. R. Astron. Soc.*, **490**, 5002 (2019)
- Fischer, D.A., Valenti, J.: *Astrophys. J.*, **622**, 1102 (2005)
- Fischer, D.A., Marcy, G.W., Butler, R.P., et al.: *Astrophys. J.*, **586**, 1394 (2003)
- Fuhrmann, F.: *Mon. Not. R. Astron. Soc.*, **384**, 173 (2008)
- Georgakarakos, N.: *New Astronomy*, **23-24**, 41 (2013)
- Gonzalez, G.: *Mon. Not. R. Astron. Soc.*, **285**, 403 (1997)
- Gonzalez, G.: *Astron. Astrophys.*, **334**, 221 (1998)
- Guillout, P., Klutsch, A., Frasca, A., et al.: *Astron. Astrophys.*, **504**, 829 (2009)
- Hartman, J.D., Bakos, G.Á., Buchhave, L.A.: *Astron. J.*, **150**, 197 (2015)
- Hauser, H.M., Marcy, G.W.: *Publ. Astron. Soc. Pac.*, **111**, 321 (1999)
- Hebb, L., Collier Cameron, A., Loeillet, B., et al.: *Astrophys. J.*, **693**, 1920 (2009)
- Hirsch, L.A., Ciardi, D.R., Howard, A.W., et al.: *Astron. J.*, **153**, 117 (2017)
- Hjorth, M., Justesen, A.B., Hirano, T., et al.: *Mon. Not. R. Astron. Soc.*, **484**, 3522 (2019)
- Howard, A.W., Johnson, J.A., Marcy, G.W., et al.: *Astrophys. J.*, **721**, 1467 (2010)
- Jiang, J., Zhao, D., Ji, X., Xie, B., Fahy, K.A.: *Universe*, **7**, 88 (2021)
- Jofré, E., Petrucci, R., Saffe, C., et al.: *Astron. Astrophys.*, **574**, A50 (2015)
- Jones, H.R.A., Butler, R.P., Marcy, G.W., et al.: *Mon. Not. R. Astron. Soc.*, **337**, 1170 (2002)
- Joyce, M., Chaboyer, B.: *Astrophys. J.*, **864**, 99 (2018)
- Kervella, P., Bigot, L., Gallene, A., Thévenin, F.: *Astron. Astrophys.*, **597**, A137 (2017)
- Knutson, H.A., Fulton, B.J., Montet, B.T., et al.: *Astrophys. J.*, **785**, 126 (2014)
- Kroupa, P.: *Mon. Not. R. Astron. Soc.*, **322**, 231 (2001)
- Kroupa, P.: *Science*, **295**, 82 (2002)
- Latham, D.W., Bakos, G.Á., Torres, G., et al.: *Astrophys. J.*, **704**, 1107 (2009)
- Laughlin, G.: *Astrophys. J. Lett.*, **545**, L1064 (2000)
- Lin, J., Dotter, A., Ting, Y.-S., Asplund, M.: *Mon. Not. R. Astron. Soc.*, **477**, 2966 (2018)
- Lucas, P.W., Roche, P.F.: *Mon. Not. R. Astron. Soc.*, **314**, 858 (2000)
- Luck, R.E.: *Astron. J.*, **153**, 21 (2017)
- Mamajek, E.E., Hillenbrand, L.A.: *Astrophys. J.*, **687**, 1264 (2008)
- Mancini, L., Southworth, J., Ciceri, S., et al.: *Astron. Astrophys.*, **551**, A11 (2013)
- Massarotti, A., Latham, D.W., Stefanik, R.P., Fogel, J.: *Astron. J.*, **135**, 209 (2008)
- Mayor, M., Udry, S., Naef, D., et al.: *Astron. Astrophys.*, **415**, 391 (2004)
- Macintosh, B., Graham, J.R., Barman, T., et al.: *Science*, **350**, 64 (2015)
- Metcalfe, T.S., Creevey, O.L., Davies, G.R.: *Astrophys. J. Lett.*, **811**, L37 (2015)

- Miret-Roig, N., Bouy, H., Raymond, S.N., et al.: *Nature Astronomy*, **6**, 89 (2022)
- Mitchell, D.S., Frink, S., Quirrenbach, A., et al.: *Bull. Am. Astron. Soc.*, **35**, 1234 (2003)
- Montgomery, D.C., Peck, E.A., Vining, G.G.: *Introduction to Linear Regression Analysis*, 4th edn., Wiley Interscience, Hoboken, NJ (2006)
- Morel, T.: *Astron. Astrophys.*, **615**, A172 (2018)
- Mortier, A., Santos, N.C., Sousa, S.G., et al.: *Astron. Astrophys.*, **558**, A106 (2013)
- Moutou, C., Mayor, M., Bouchy, F., et al.: *Astron. Astrophys.*, **439**, 367 (2005)
- Moutou, C., Loeillet, B., Bouchy, F., et al.: *Astron. Astrophys.*, **458**, 327 (2006)
- Mugrauer, M., Seifahrt, A., Neuhäuser, R.: *Mon. Not. R. Astron. Soc.*, **378**, 1328 (2007)
- Mylläri, A., Valtonen, M., Pasechnik, A., Mikkola, S.: *Mon. Not. R. Astron. Soc.*, **476**, 830 (2018)
- Narang, M., Manoj, P., Ishwara Chandra, C.H., et al.: *Mon. Not. R. Astron. Soc.*, **500**, 4818 (2021)
- Nielsen, E.L., De Rosa, R.J., Wang, J., et al.: *Astron. J.*, **152**, 175 (2016)
- Noyes, R.W., Hartmann, L.W., Baliunas, S.L., Duncan, D.K., Vaughan, A.H.: *Astrophys. J.* **279**, 763 (1984)
- Osborn, A., Bayliss, D.: *Mon. Not. R. Astron. Soc.*, **491**, 4481 (2020)
- Pace, G., Pasquini, L., Ortolani, S.: *Astron. Astrophys.*, **401**, 997 (2003)
- Patience, J., White, R.J., Ghez, A.M., et al.: *Astrophys. J.* **581**, 654 (2002)
- Raghavan, D., Henry, T.J., Mason, B.D., et al.: *Astrophys. J.* **646**, 523 (2006)
- Raghavan, D., McAlister, H.A., Henry, T.J., et al.: *Astrophys. J. Suppl. Ser.* **190**, 1 (2010)
- Rajan, A., Rameau, J., De Rosa, R.J., et al.: *Astron. J.*, **154**, 10 (2017)
- Roell, T., Neuhäuser, R., Seifahrt, A., Mugrauer, M.: *Astron. Astrophys.* **542**, A92 (2012)
- Saffe, C., Gómez, M., Chavero, C.: *Astron. Astrophys.*, **443**, 609 (2005)
- Schlaufman, K.C., Laughlin, G.: *Astron. Astrophys.*, **519**, A105 (2010)
- Shporer, A., Jenkins, J.M., Rowe, J.F., et al.: *Astron. J.*, **142**, 195 (2011)
- Shporer, A., O'Rourke, J.G., Knutson, H.A., et al.: *Astrophys. J.*, **788**, 92 (2014)
- Sloane, S.A., Guinan, E.F., Engle, S.G.: *RNAAS*, **7**, 135 (2023)
- Sousa, S.G., Adibekyan, V., Delgado-Mena, E., et al.: *Astron. Astrophys.*, **620**, 58 (2018)
- Southworth, J., Bohn, A.J., Kenworthy, M.A., Ginski, C., Mancini, L.: *Astron. Astrophys.*, **635**, A74 (2020)
- Thévenin, F., Provost, J., Morel, P., et al.: *Astron. Astrophys.*, **392**, L9 (2002)
- Tsantaki, M., Sousa, S.G., Adibekyan, V.Zh., et al.: *Astron. Astrophys.*, **555**, A150 (2013)
- Tucci Maia, M., Meléndez, J., Ramírez, I.: *Astrophys. J. Lett.*, **790**, L25 (2014)
- Queloz, D., Anderson, D.R., Collier Cameron, A., et al.: *Astron. Astrophys.*, **517**, L1 (2010)
- Valenti, J.A., Fischer, D.A.: *Astrophys. J. Suppl. Ser.*, **159**, 141 (2005)
- Verrier, P.E., Evans, N.W.: *Mon. Not. R. Astron. Soc.*, **382**, 1432 (2007)
- Viani, L.S., Basu, S., Joel Ong, J.M., Bonaca, A., Chaplin, W.J.: *Astrophys. J.*, **858**, 28 (2018)
- Wang, J., Fischer, D.A.: *Astron. J.*, **149**, 14 (2015)
- Wang, X.-Y., Wang, Y.-H., Wang, S., et al.: *Astrophys. J. Suppl. Ser.*, **255**, 15 (2021)
- Winters, J.G., Medina, A.A., Irwin, J.M., et al.: *Astron. J.*, **158**, 152 (2019)
- Zapatero Osorio, M.R., Béjar, V.J.S. ; Martín, E.L., et al.: *Science*, **290**, 103 (2000)
- Zhu, W.: *Astrophys. J.*, **873**, 8 (2019)
- Zucker, S., Naef, D., Latham, D.W., et al.: *Astrophys. J.*, **568**, 363 (2002)
- Zucker, S., Mazeh, T., Santos, N.C., Udry, S., Mayor, M.: *Astron. Astrophys.*, **426**, 695 (2004)