

# Unc-TTP: A Method for Classifying LLM Uncertainty to Improve In-Context Example Selection

Hsiu-Yuan Huang<sup>1,2</sup>, Zichen Wu<sup>1,2</sup>, Yutong Yang<sup>1,2</sup>, Junzhao Zhang<sup>1,3</sup>, Yunfang Wu<sup>1,2\*</sup>

<sup>1</sup>National Key Laboratory for Multimedia Information Processing, Peking University

<sup>2</sup>School of Computer Science, Peking University, Beijing, China

<sup>3</sup>School of Software and Microelectronics, Peking University, Beijing, China

{huang.hsiuyuan, zhangjunzhao}@stu.pku.edu.cn, {wuzichen, yytpku, wuyf}@pku.edu.cn,

## Abstract

Nowadays, Large Language Models (LLMs) have demonstrated exceptional performance across various downstream tasks. However, it is challenging for users to discern whether the responses are generated with certainty or are fabricated to meet user expectations. Estimating the uncertainty of LLMs is particularly challenging due to their vast scale and the lack of white-box access. In this work, we propose a novel Uncertainty Tripartite Testing Paradigm (Unc-TTP) to classify LLM uncertainty, via evaluating the consistency of LLM outputs when incorporating label interference into the sampling-based approach. Based on Unc-TTP outputs, we aggregate instances into *certain* and *uncertain* categories. Further, we conduct a detailed analysis of the uncertainty properties of LLMs and show Unc-TTP’s superiority over the existing sampling-based methods. In addition, we leverage the obtained uncertainty information to guide in-context example selection, demonstrating that Unc-TTP obviously outperforms retrieval-based and sampling-based approaches in selecting more informative examples. Our work paves a new way to classify the uncertainty of both open- and closed-source LLMs, and introduces a practical approach to exploit this uncertainty to improve LLMs performance.

## 1 Introduction

*"Real knowledge is to know the extent of one’s ignorance."* — Confucius In the rapidly evolving field of artificial intelligence (AI), the quest for generic AI assistants to solve problems with truthful and reliable information remains challenging. Although Large Language Models (LLMs) are capable of fulfilling user requests for various downstream tasks, they struggle with admitting their knowledge boundary (Xu et al., 2024a). Additionally, they sometimes fabricate statements that are

difficult to discern from falsehoods, posing trustworthiness issues (Maynez et al., 2020; Alkassir and McFarlane, 2023; Ji et al., 2023). These challenges push us to consider two critical questions: (1) *How can we determine whether the LLM is certain about its answer?* (2) *Can we leverage the uncertainty property of the model to improve its performance?*

Much effort has been dedicated to understanding when an LLM is certain of its responses. One line of work employs white-box access to the internal model information to provide interpretability for deep neural networks (Gal and Ghahramani, 2016; Amini et al., 2020; Kuhn et al., 2023). These methods become increasingly complex and resource-intensive as models scale to LLMs (Doshi-Velez and Kim, 2017; Krishna et al., 2023), and are unsuitable for closed-source LLMs like GPT-3.5 and GPT-4 without the involvement of a white-box proxy model.

To broadly evaluate different LLMs (both open- and close-sourced), another line of work turns to black-box methods by analyzing the input-output behavior of models to infer their internal reasoning process. For instance, some research has employed prompt engineering methods to assess whether LLMs have truly grasped the essence of knowledge (Wang et al., 2023a; Turpin et al., 2023a; Xie et al., 2024; Wei et al., 2024a). These studies suggest that LLMs exhibit a sign of sycophancy, tending to waver between answers when exposed to interference. While this behavior highlights the presence of uncertainty, existing studies have merely observed it without leveraging it as an indicator to measure the LLM’s uncertainty. Further research has explored sampling-based methods to evaluate LLM certainty (Wang et al., 2023b; Cole et al., 2023; Manakul et al., 2023b), which assesses the answer consistency between multiple decoding paths. However, we argue that this approach measures uncertainty too loosely. In this paper, we

\* Corresponding author.

incorporate label injection into the sampling-based method and classify the uncertainty from the consistency perspective, offering a more fine-grained classification.

Several attempts have been made to exploit the uncertainty (or certainty) properties of LLMs to improve their performance. Xu et al. (2024a); Xie et al. (2024) collect data where the model’s performance meets reliability expectations, and then train the model for optimizing reliability. However, these methods rely heavily on the annotated data and demand significant computational resources. Mo et al. (2024) introduce an example selection approach to few-shot information extraction by incorporating both correct and incorrect demonstrations, leveraging self-consistency (Wang et al., 2023b) to refine example selection. However, given the loose criteria of sampling-based self-consistency, we believe that a stricter classification of instances could further enhance in-context learning (ICL).

In this paper, we propose a novel Uncertainty Tripartite Testing Paradigm (Unc-TTP), by enumerating all the possibilities of the LLM under triple-testing scenarios  $\{no\text{-}label, right\text{-}label, wrong\text{-}label\}$  and classifying the model uncertainty in terms of response consistency. Specifically, we obtain the original outputs of LLMs as well as the output after injecting the right or wrong labels as interference. The triplet assigns each instance into one of  $2^3 = 8$  categories since the model can either answer correctly or incorrectly in each of the three settings, respectively. On top of these 8 categories, we consider the rest to be uncertain instances of the LLM, except for the instances where the model is unwaveringly right and wrong. We conduct a detailed analysis of LLM uncertainty classified by Unc-TTP and the sampling-based method such as self-consistency on three subjective datasets. Our proposed Unc-TTP reveals the inherent wavering nature of the LLM in the face of external disturbances, but it also exhibits varying degrees of resistance depending on the dataset and capability of the model. Compare to the sampling-based method, our Unc-TTP provides a much stricter classification of LLM certainty.

Inspired by the uncertainty sampling strategy in active learning (Lewis and Gale, 1994; Lewis and Catlett, 1994; Settles, 2009), we employ uncertainty to enhance LLMs performance via ICL. Specifically, we utilize the uncertainty categories identified by Unc-TTP to guide the selection of in-context examples. Compared to prior research on

example selection, which typically relies on time-consuming retrieval-based methods to select the optimal examples for each test instance (Robertson and Zaragoza, 2009; Liu et al., 2021; Rubin et al., 2022; Zhang et al., 2022), our approach offers a **one-example-for-all** solution. In our method, example selection is completed in a single round, with the selected examples applicable to all test instances. This approach significantly boosts inference efficiency and delivers notable performance gains compared to the retrieval-based method BM25 (Robertson and Zaragoza, 2009), which requires carefully selecting examples for each individual test instance. It also surpasses the random and sampling-based method by a large margin.

In summary, the contributions of this paper are:

- We propose a novel paradigm, Uncertainty Tripartite Testing Paradigm (Unc-TTP), to test the model uncertainty for both open- and closed-source LLMs, offering a new perspective on classifying uncertainty.
- We conduct a detailed analysis of the instance distribution categorized as “certain” and “uncertain” by both the sampling-based method and Unc-TTP across various LLMs. Our experiments reveal that both methods effectively pinpoint areas of uncertainty within the LLMs, while stronger LLMs exhibit greater certainty. Additionally, when LLMs encounter disagreement with users, they tend to choose the neutral option to align with user expectations.
- Based on Unc-TTP, we propose an uncertainty-based in-context example selection strategy that enhances LLM’s performance in the few-shot setting. Compared to traditional retrieval-based approaches, our self-guided, one-example-for-all solution yields better performance in an efficient way. Additionally, the uncertainty criterion of our Unc-TTP is much stricter than that of the sampling-based method, further enhancing ICL performance.

## 2 Related Work

### 2.1 The Manifestations of LLM Uncertainty

While LLMs have performed well in various downstream tasks, their reliability is still questioned, particularly in highly specialized domains such as

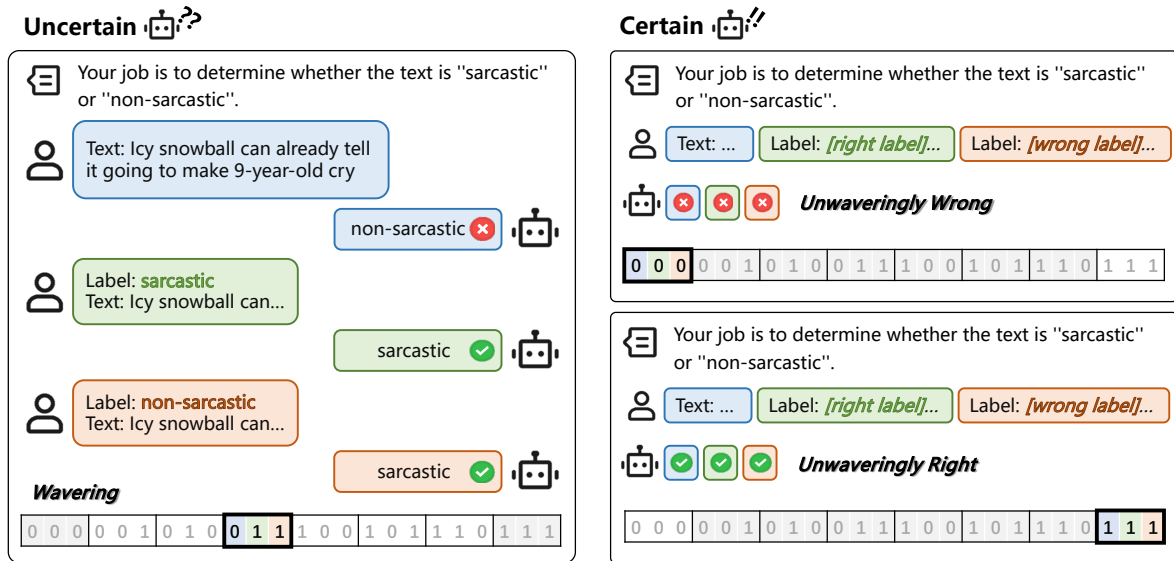


Figure 1: Illustration of the proposed Uncertainty Tripartite Testing Paradigm (Unc-TTP) on the Sarcasm Headlines (SH) dataset. For each instance, we employ Unc-TTP to evaluate the LLM’s certainty level and label it as either *certain* or *uncertain* based on its combination of testing scenarios. Each category consists of three components, corresponding to the three individual testing scenarios in the order of {no-label, right-label, wrong-label}. If the LLM answers incorrectly under a given setting, it is labeled as 0; otherwise, it is labeled as 1. We interpret instances where the LLM wavers between answers as indicative of *uncertain*. Conversely, instances where the LLM is unwaveringly right or wrong are considered *certain*.

medicine (Alkaissi and McFarlane, 2023; Shen et al., 2023). Previous work has identified sycophancy and hallucinations as two main reasons for the unreliability of LLMs, which can be attributed to the manifestations of model uncertainty.

**Sycophancy** The sycophancy of LLMs is that they frequently wrongly admit mistakes and give biased feedback when questioned by the user (Sharma et al., 2023). By using LLMs for debates (Wang et al., 2023a), introducing misleading elements into prompts (Turpin et al., 2023b,a; Xie et al., 2024; Wei et al., 2024a), or injecting the answer before engaging in Chain-of-Thought (CoT) reasoning (Xu et al., 2024b), these findings collectively suggest that sycophancy may be a prevalent trait among LLMs, indicating their inability to maintain a consistent stance.

The patterns of sycophancy have been consistently observed across various LLMs and targeted for reduction in previous works (Sharma et al., 2023; Yang et al., 2023; Wei et al., 2024a,b). To take a step forward, we recognize the wavering behavior behind sycophancy as an indicator of uncertainty within LLMs.

**Hallucination** LLMs often generate content that conflicts with sources or lacks factual verification,

known as hallucinations (Li et al., 2023a; Huang et al., 2023). Xu et al. (2024a) argue that it occurs when LLMs attempt to answer questions beyond their knowledge boundaries. To address this, they train a reward model to enable the LLM to refuse to answer questions about which it is uncertain. Similarly, Xiong et al. (2024) attempt to get LLMs to verbalize their confidence in their answers but reveal a tendency towards overconfidence. We attribute these issues to the LLMs’ inability to express their uncertainty without additional assistance. Nevertheless, we can still unveil their uncertainty through their extrinsic manifestations.

## 2.2 ICL and Example Selection Strategy

ICL is a paradigm that allows LLMs to learn tasks given only a few examples as demonstrations without updating model parameters (Dong et al., 2023; Brown et al., 2020).

The most critical factor affecting a model’s ICL performance is the demonstration examples (Kumar and Talukdar, 2021; Lu et al., 2022). Significant efforts have been made to select the best in-context examples for LLMs. Liu et al. (2021) retrieve in-context examples based on their semantic similarity to test samples. Nguyen and Wong

(2023) suggest selecting examples by calculating their influence. Qin et al. (2023) iteratively select diverse yet strongly correlated examples as demonstrations. Robertson and Zaragoza (2009) employ BM25 to select ICL examples based on their relevance scores. However, these methods select in-context examples for each test instance dynamically, which can be resource-intensive.

Some works utilize examples of what LLMs have done wrong to introduce more information into demonstrations. Mo et al. (2024) leverage both correct and incorrect samples, with incorrect samples selected through self-consistency (Wang et al., 2023b), to enhance the diversity of ICL demonstrations. Krishna et al. (2023) select examples through a weak proxy model, and amplify LLM performance by leveraging these difficult examples and their post hoc explanation in ICL. However, these methods either involve sampling-based approaches, which we consider less precise for identifying LLM blind spots or rely on proxy models with white-box access. In contrast, we propose a self-guided, consistency-based method by taking advantage of LLM uncertainty.

### 3 Classifying LLM Uncertainty

Despite the sycophantic tendencies of LLMs when confronted with users’ skepticism or misinformation, they still exhibit varying degrees of resistance in their decision-making processes. Therefore, we propose an Uncertainty Tripartite Testing Paradigm (Unc-TTP), a method designed to assess the uncertainty of LLMs, which can be applied to both open and closed-source models. The schematic of our proposed paradigm is illustrated in Figure 1.

#### 3.1 The Uncertainty Tripartite Testing Paradigm

Unc-TTP involves asking LLMs to answer a question under three independent settings: (1) providing with *no* label, (2) providing with the *right* label, and (3) providing with the *wrong* label, where the labels are sourced from benchmark datasets. We denote this tripartite paradigm as  $\{no\text{-label}, right\text{-label}, wrong\text{-label}\}$  for the sake of brevity.

Under the *no-label* setting, we instruct the LLM with “Your job is to determine whether the text is *A* or *B*”, where “*A*” and “*B*” are the placeholder for the actual labels in the dataset. We thereby get the model answer that is derived entirely from the LLM’s own knowledge and reasoning ability,

without any external guiding interference.

Under the *right-label* and *wrong-label* settings, we provide LLM with either a right or wrong label, intending to lure the model into making the decision we are steering it towards. These settings expose areas where the model is not confident and wavers between answers. However, recent work has shown that LLMs can be easily misled into believing in falsehoods and providing answers that align with the user’s misguided intentions (Wang et al., 2023a). Therefore, slavishly guiding the model by concatenating the externally injected correct (or incorrect) label with the task prompt does not necessarily reflect the true uncertainty of the model but rather an inclination toward sycophancy. To diminish this possibility, we prompt the model with “Your job is to determine whether the text is *A* or *B* by reference to the given label, which presents the ground truth of the text as *A* or *B*. Despite having to refer to the provided labels, you should still have your own thinking and do not change your stance so easily”.

#### 3.2 Uncertainty Category Labeling

After testing all three settings, we obtain three results corresponding to  $\{no\text{-label}, right\text{-label}, wrong\text{-label}\}$ , each with two possible outcomes: the model answering correctly or incorrectly. Marking the instances that the model answers correctly as *1* and incorrectly as *0*, we get a total of eight possible outcomes, denoted as  $\{000, 001, 010, 011, 100, 101, 110, 111\}$ . These eight categories can be further grouped into two types:

**Certain** When the model provides consistent answers for an instance under all three settings, we consider the model is certain about the instance. Category *000* (denoted as  $\text{Certain}_W$ ), and *111* (denoted as  $\text{Certain}_R$ ), fall within this type, where the model outputs *unwaveringly wrong* in the former and *unwaveringly right* in the latter.

**Uncertain** In the rest of the cases where the model has *wavering* answers, including *001, 110, 011, 100, 101, and 110*, we consider the model to be uncertain about the instance. Taking *011* as an example, it represents a data instance where the model answers incorrectly with the *no-label* setting and correctly with the *right-label* and *wrong-label* settings.



## 4 Assessing LLM Uncertainty

### 4.1 Experimental Setup

**Model Configurations** We perform our experiments with GPT-3.5 and GPT-4 (OpenAI, 2024), llama-2-7b-chat (Touvron et al., 2023) and mistral-7b-instruct (Jiang et al., 2023), where all generations are done via greedy decoding.

**Datasets** We select three text classification tasks that involve subjective decision-making for our experiments, according to the subjectivity ranking (Li et al., 2023b). **Sarcasm Headlines (SH)** (Misra and Arora, 2023), a high-quality news headlines sarcasm detection dataset collected from two online news websites. **Humor Speech (HS)** (Annamoradnejad and Zoghi, 2020), a dataset consisting of short texts with both humorous and non-humorous content. **Financial Phrasebank (FP)** (Malo et al., 2014), a sentiment classification task that divides finance-related sentences as positive, negative, or neutral.

**Comparison Method** Following Qin et al. (2024), we apply self-consistency (Wang et al., 2023b) with 3 decoding paths (temperature 0.7) as sampling-based method. We label instances where all three sampling results are right as  $Certain_R$ . We additionally label instances where all three samplings are wrong as  $Certain_W$ , and those who sometimes get one or two right as  $Uncertain$ , which aligns with the uncertainty classification of Unc-TTP.

**Implementation Details** To ensure fairness, we conduct this part of the experiment using the training set, while remaining blind to the validation and test sets. We adopt *Accuracy* as the evaluation metric. In the *wrong-label* setting of Unc-TTP, for datasets with more than two labels, such as FP, we randomly select an incorrect label to serve as the provided label.

### 4.2 Results and Analysis

**Unc-TTP Uncertainty Performance** The evaluation results of Unc-TTP on three benchmarks are shown in Figure 2. LLM shows more compliance with correct labels. For the setting that provides labels, all models except Llama-2 on the SH dataset show gullibility to the given labels. Particularly, in the *right-label* setting, some models nearly reach 100% agreement with the given label. However, for the *wrong-label* setting, the model exhibits vary-

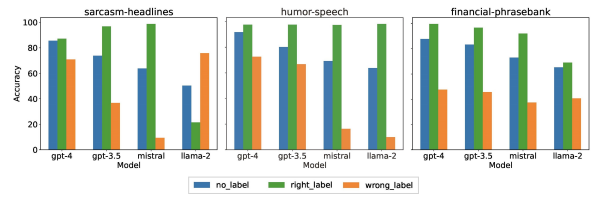


Figure 2: Evaluation results of Unc-TTP for four models.

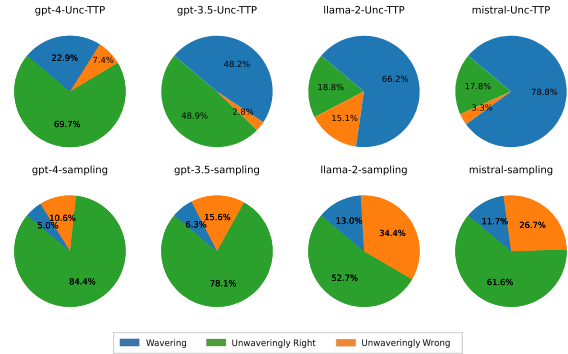


Figure 3: Distribution of certain and uncertain instances on the three datasets, labelled with Unc-TTP (the top line) and the sampling-based method (the bottom line). The certain ones, *unwaveringly right*, are represented by Instances *111* and *unwaveringly wrong* by Instances *000*. The uncertain ones, *wavering* are represented by the rest of the categories.

ing levels of resistance to enticement. Besides, the more capable the model is, the better it maintains accuracy in the *wrong-label* setting, although it does not converge to the accuracy achieved in the *no-label* setting. This indicates that unless the LLM is very certain of its answer, it reacts quite prudently when the labels provided deviate considerably from its own answers, as adopting the user’s point of view seems to be a safer option.

LLMs tend to make compromises when conservative options are offered, choosing the neutral option to accommodate the user’s preference. In the FP dataset, all models exhibit relatively steady performance under the *wrong-label* setting. A possible explanation for this observation is that FP is a classification dataset with three labels, where the distinctions between *neutral* and *positive* or *negative* are subtle. LLMs inherently tend to favor the more conservative *neutral* answers. When their initial beliefs are challenged in the *wrong-label* setting, they are inclined to prefer the *neutral* option, potentially aligning with user preferences. We observe that most LLMs exhibit a tendency to produce conservative answers in the *no-label* setting. This tendency becomes pronounced in the *wrong-*

label setting, where the number of *neutral* answers doubles, further substantiating our conclusion.

**Uncertainty Properties of LLMs** To further investigate the degree of uncertainty across different LLMs, we present the distribution of certain and uncertain instances for each model in Figure 3.

Stronger LLMs exhibit greater certainty. Intuitively, the more robust the model, the less likely it is to waver between answers. In Unc-TTP, despite external interference, GPT-4 maintains its stance to a large extent, whereas the other models exhibit resilience towards interference but are not as pronounced. A similar trend is observed in the sampling-based method, where stronger models exhibit a lower tendency to waver. We attribute this to the model’s confidence in its answers. Stronger models possess better logical reasoning and greater certainty, allowing them to maintain their stance regardless of label injection or repetitive sampling.

Label interference improves the strictness of classifying certainty standards. Compared to the sampling-based method, Unc-TTP injects right/wrong label into the prompt, making it much more difficult for LLMs to persist in its answer given how much it wavers in Figure 2. Therefore, the standard of Unc-TTP’s certainty is stricter than that of the sampling-based method. It is worth noting that we are not disapproving of the certainty delineated by the sampling-based approach; it is just that such a loose criterion might lead to an inadequate exposition of uncertain instances.

**Uncertainty Category Distribution** We visualize the respective quantities of instances for each category in Figure 4. The distribution reveals significant unevenness, indicating that each LLM and dataset possesses a unique uncertainty property. Interestingly, the number of instances in the categories that do not match human intuition, such as *001*, *100*, and *101*, is notably low, as expected. For instance, if a model misclassifies an instance both without guidance and with correct guidance, it should have a very low likelihood of answering correctly when provided with incorrect labels.

Moreover, the categories we anticipate being the most informative—those that could stimulate deep thinking in the model when presented with a label, such as *011*—are also scarce. This scarcity is likely due to the high level of capability required to generate such categories. The next most informative categories, in our view, are *010* and *110*. These three categories represent the uncertainty types of

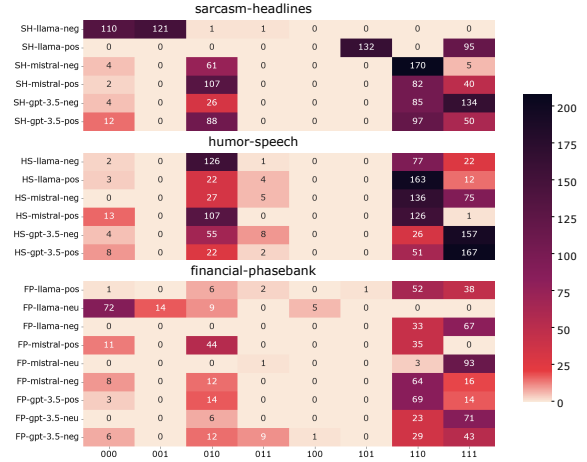


Figure 4: Number of examples corresponding to the respective labels for each model on the three datasets. The number of instances per category is distributed unevenly.

primary interest to us.

## 5 Applying Uncertainty to Example Selection

In this section, we provide an insight into the real-world applications of Unc-TTP through ICL. Inspired by the uncertainty sampling strategy in active learning, where models improve their learning efficiency by actively selecting informative data for training, we creatively select instances from the uncertainty categories identified by Unc-TTP to serve as ICL demonstrations, aiming to verify the impact of Unc-TTP-guided uncertainty on LLMs.

### 5.1 Experiment Settings

**Example Selection Details** We select the instances independently from each of the categories classified by Unc-TTP as the in-context examples to perform  $K$ -way  $N$ -shot ICL, where  $K$  denotes the number of the labels, and  $N$  denotes the sample numbers. Due to the uneven distribution of sample quantities across different categories, some categories might have insufficient samples to complete the  $K$ -way  $N$ -shot ICL. In such cases, we will supplement with randomly selected examples. If one category has no corresponding instance at all, we will drop it. Therefore, we choose 1-shot as our main experiment since a smaller  $N$  can better reflect the true impact of uncertainty categories.

As for the uncertainty category, we enumerate all possible combinations of outcomes in the three samplings, with at most six for the Unc-TTP method. We choose the one category with the high-

est accuracy on the validation set as the final in-context examples for testing. It should be noted that our approach is a one-example-for-all method. Once the selection of the uncertainty category is made, the same example is applied to all test instances, eliminating the need to retrieve the most compatible one for each test instance as in previous approaches (Robertson and Zaragoza, 2009; Liu et al., 2021; Nguyen et al., 2022; Qin et al., 2023).

**Implementation Details** The dataset and model configurations used in this part of the experiment are consistent with the setting from Section 4.1. For the sampling process, we repeated three times for each category using different random seeds and reported the average accuracy along with standard deviation. We instruct LLMs with the same prompt as in the *no-label* setting to evaluate their performance under demonstrations.

**Comparison Methods** We evaluate our approach in comparison with the following methods for selecting ICL demonstrations: **Random** randomly selects examples from the training set as ICL demonstrations. **BM25** (Robertson and Zaragoza, 2009) ranks the training examples based on their relevance to each test instance. The top-ranked examples are then selected as ICL demonstrations. **Similarity** (Liu et al., 2021) selects the top- $k$  semantically similar examples from the training set as demonstrations for each test sample. Following Qin et al. (2023), all samples are encoded by Sentence-BERT (Reimers and Gurevych, 2019) to obtain representations for calculating the cosine similarity.

**SelfCheckGPT** (Manakul et al., 2023a), a sampling-based method that applies in the fact-checking task. It uses a rhetorical question on the corresponding answers after the sampling to verify whether the model supports the answer and scores each instance by the consistency of verification. The higher the score, the more likely the model’s answer is hallucinated; otherwise, it is factual. We use the score computed from the three samplings to guide the in-context example selection.

**Sampling-based method** is inspired by self-consistency (Wang et al., 2023b) and employs  $q$  decoding paths, followed by majority voting to identify the instances that the LLM is most certain of. We extend this method by classifying the sampling results into  $Certain_R$ ,  $Certain_W$ , and  $Uncertain$ . The  $Uncertain$  includes two categories which are correct once or twice out of  $q = 3$  samplings.

Methods	Cat.	SH	HS	FP	Average
<b>Llama-2</b>					
Random	-	69.8 (1.6)	53.5 (1.5)	78.3 (1.8)	67.2 (1.6)
Retrieval*	BM25	68.0 (0.7)	55.4 (1.1)	74.7 (1.2)	66.0 (1.0)
	Sim	<u>69.9</u> (0.7)	52.7 (1.5)	<u>77.3</u> (0.0)	<u>66.6</u> (0.7)
SelfCheck GPT	Max <sub>S</sub>	<u>66.2</u> (1.7)	57.3 (1.9)	<u>77.8</u> (1.1)	<u>67.1</u> (1.6)
	Min <sub>S</sub>	66.0 (2.5)	56.7 (1.2)	77.3 (1.3)	66.7 (1.7)
Sampling	Cer <sub>W</sub>	67.9 (2.7)	53.3 (2.1)	78.8 (0.2)	66.7 (1.7)
	Cer <sub>R</sub>	66.9 (2.4)	53.8 (1.8)	80.0 (1.9)	66.9 (2.0)
	Unc	<u>69.1</u> (1.0)	<u>53.8</u> (1.0)	79.8 (1.2)	<u>67.6</u> (1.1)
Unc-TTP (ours)	Cer <sub>W</sub>	68.5 (2.0)	<b>59.5</b> (9.5)	79.1 (1.7)	69.0 (4.4)
	Cer <sub>R</sub>	70.4 (1.9)	56.9 (2.9)	77.0 (3.4)	68.1 (2.7)
	Unc	<u>71.2</u> (2.1)	58.8 (3.2)	<b>80.8</b> (1.3)	<u>70.3</u> (2.2)
<b>Mistral</b>					
Random	-	71.2 (1.6)	81.6 (4.4)	84.6 (2.3)	79.1 (2.8)
Retrieval*	BM25	72.8 (0.6)	80.0 (1.1)	85.5 (0.9)	79.4 (0.9)
	Sim	<b>76.0</b> (0.5)	78.8 (0.6)	<u>86.1</u> (0.3)	<u>80.3</u> (0.5)
SelfCheck GPT	Max <sub>S</sub>	65.5 (2.9)	80.8 (2.1)	<u>82.9</u> (1.5)	76.4 (2.2)
	Min <sub>S</sub>	<u>70.2</u> (3.0)	<b>82.0</b> (1.4)	80.2 (2.9)	<u>77.5</u> (2.4)
Sampling	Cer <sub>W</sub>	65.7 (5.1)	81.3 (1.8)	<u>87.3</u> (1.9)	78.1 (2.9)
	Cer <sub>R</sub>	71.2 (3.8)	77.3 (5.0)	86.0 (1.4)	78.2 (3.4)
	Unc	<u>72.0</u> (0.9)	79.5 (1.4)	87.0 (1.2)	<u>79.5</u> (1.2)
Unc-TTP (ours)	Cer <sub>W</sub>	71.2 (5.4)	81.0 (2.3)	86.4 (2.4)	79.5 (3.4)
	Cer <sub>R</sub>	66.6 (3.8)	74.6 (2.0)	84.3 (0.9)	75.2 (2.2)
	Unc	<u>74.7</u> (0.8)	81.8 (2.9)	<b>88.1</b> (0.8)	<u>81.5</u> (1.5)
<b>GPT-3.5</b>					
Random	-	<b>83.1</b> (4.3)	88.8 (1.8)	83.2 (0.8)	85.0 (2.3)
Retrieval*	BM25	74.8 (1.6)	87.2 (1.0)	83.2 (1.0)	81.7 (1.2)
	Sim	<u>79.2</u> (0.6)	<u>87.3</u> (0.6)	<u>83.4</u> (0.2)	<u>83.3</u> (0.5)
SelfCheck GPT	Max <sub>S</sub>	77.3 (3.5)	87.5 (0.7)	81.0 (0.7)	81.9 (1.6)
	Min <sub>S</sub>	<u>78.7</u> (2.9)	<u>89.8</u> (0.5)	<u>82.9</u> (0.6)	<u>83.8</u> (1.3)
Sampling	Cer <sub>W</sub>	78.5 (3.9)	91.7 (0.8)	83.0 (1.1)	84.4 (1.9)
	Cer <sub>R</sub>	77.3 (2.9)	91.0 (1.3)	82.7 (1.8)	83.7 (2.0)
	Unc	<u>80.1</u> (5.5)	<u>92.5</u> (1.8)	<u>83.5</u> (1.3)	<b>85.4</b> (2.9)
Unc-TTP (ours)	Cer <sub>W</sub>	78.9 (3.6)	88.2 (1.8)	79.8 (1.4)	82.3 (2.3)
	Cer <sub>R</sub>	<u>82.8</u> (2.9)	88.8 (2.4)	82.1 (2.0)	84.6 (2.4)
	Unc	77.8 (2.4)	<b>93.0</b> (0.5)	<b>84.8</b> (1.7)	<u>85.2</u> (1.5)

Table 1: 1-shot results of LLMs on three subjective tasks in the test set. The table presents the mean accuracy across three estimations, with standard deviations in parentheses. The highest accuracy values under each method are underlined. The best results for each dataset are highlighted in bold. Note that *Retrieval\** refers to methods that select different examples for each test instance. In Retrieval, *Sim* denotes Similarity. *Max<sub>S</sub>* and *Min<sub>S</sub>* represent self-check scores. *Cer* denotes Certain, while *Unc* denotes Uncertain. *Cat.* refers to Category.

## 5.2 Main Results: 1-Shot ICL

The test results for 1-shot experiments on three datasets are shown in Table 1. According to an analysis of the uncertainty category used for Unc-TTP and the sampling-based method, as described in Section 4.2, *O10* and *O11* are the most informa-

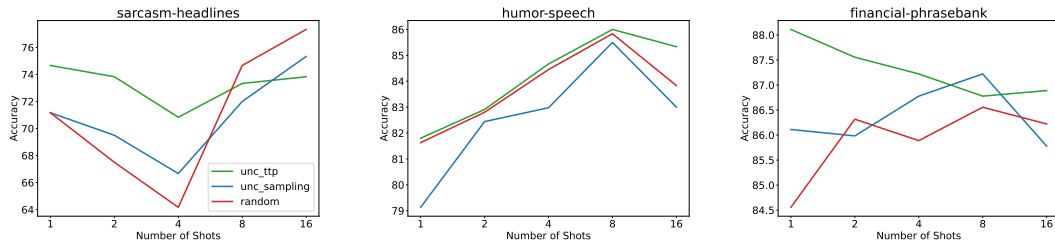


Figure 5: Accuracy scores of Mistral  $K$ -way  $N$ -shot experiments on the test set. Our Unc-TTP robustly surpasses the random baseline and the sampling-based method when the shot number is small.

tive categories for small models including Llama-2 and Mistral.

The results demonstrate that the Uncertainty category of Unc-TTP and the sampling-based method outperform their Certain ones (mean of  $Certain_R$  and  $Certain_W$ ) by an average of 2.55 points and 1.16 points across three models and datasets. This highlights the significant informativeness of uncertain instances when used as in-context examples.

Uncertainty-based sampling methods also show a clear advantage over other baselines. Compared to retrieval-based methods like BM25 and Similarity, Unc-TTP achieves superior performance with an average improvement of 3.27 points and 2.26 points, respectively, while sampling-based methods show gains of 1.74 points and 0.73 points. Against a random baseline, Unc-TTP surpasses it by 1.88 points, whereas the sampling-based method exceeds it by only 0.36 points. These findings suggest that selecting in-context examples with higher uncertainty can lead to a notable enhancement in LLMs’ performance.

Although both uncertainty sampling methods demonstrate significant advantages, Unc-TTP, with its stricter certainty classification, delivers superior and more robust results compared to the sampling-based method. Specifically, the accuracy of the Unc-TTP-guided uncertainty sampling method surpasses that of the sampling-based method by an average of 1.52 points on three models and datasets.

As for SelfCheckGPT, the overall results are not as robust as those of Unc-TTP and the sampling-based method. Instances with high or low scores do not exhibit clear advantages when used as in-context examples. This suggests that instances selected through self-checking may not provide substantial informativeness for ICL.

Despite the overall success of our approach, the accuracy of GPT-3.5 on the SH dataset is modest. One possible reason is that, compared to other

LLMs or datasets, GPT-3.5 only has two types of uncertainty examples in SH, so the category selected based on the validation set is likely not optimal.

### 5.3 N-Shot Results

We conduct  $N$ -shot experiments with Mistral to evaluate whether Unc-TTP-guided uncertainty sampling can maintain its superiority as the number of shots increases. The results, depicted in Figure 5, reveal that uncertain examples identified by Unc-TTP are generally more informative than those selected by the sampling-based method or chosen randomly. Unc-TTP consistently outperforms other baselines across 1 to 4 shots, highlighting the informativeness of the examples selected under Unc-TTP’s guidance. However, the benefits of uncertainty sampling are potentially marginal. The advantages of uncertainty sampling diminish for the SH and FP datasets when the number of shots exceeds 8. We argue that the marginal benefits of uncertainty sampling vary depending on the dataset and the length of the selected instances. The advantages of uncertain examples identified by Unc-TTP are evident in the smaller number of shots.

### 5.4 Discussion

More capable LLMs have demonstrated a stronger ability to resist skepticism or incorrect information provided by users, and they maintain their stance while achieving a higher accuracy rate. Therefore, we seek to investigate whether the uncertain instances where stronger LLMs waver are more informative and thus provide stronger guidance for weaker LLMs compared to the self-guided ones.

We implement Unc-TTP with GPT-4 and leverage the examples selected under the guidance of the uncertainty of GPT-4 as the demonstrations for Llama-2 and Mistral. The results, as presented in Table 2, reveal that although the GPT-4’s



Type	SH	HS	FP
<b>Mistral</b>			
GPT4-Unc	69.4 (2.7)	81.8 (1.8)	89.8 (3.3)
Self-Unc	<b>69.6</b> (2.0)	<b>82.0</b> (2.6)	<b>91.1</b> (1.0)
Random	67.3 (1.2)	81.8 (3.2)	89.2 (4.3)
<b>Llama-2</b>			
GPT4-Unc	67.0 (1.7)	58.4 (1.4)	<b>87.7</b> (1.5)
Self-Unc	<b>68.0</b> (1.2)	<b>62.4</b> (1.8)	86.5 (1.9)
Random	66.8 (1.7)	53.4 (3.3)	84.4 (3.2)

Table 2: Comparative results of Unc-TTP-guided uncertainty sampling on ICL: uncertainty of GPT-4 vs. self-guided uncertainty of Llama-2 and Mistral.

uncertainty-guided example selection occasionally outperforms the self-guided selection of weaker models, the advantage is inconsistent. In contrast, the accuracy of weak models with self-guided uncertainty sampling is higher in 5 out of 6 cases and is more robust than the random sampling baseline. This indicates that relying on a stronger model’s uncertainty is unnecessary for in-context example selection.

## 6 Conclusion

We propose a novel uncertainty testing paradigm, Unc-TTP, for classifying the uncertainty levels of both open- and closed-source LLMs. This paradigm involves enumerating all possible LLM output combinations under three testing scenarios and classifying uncertainty levels based on output consistency, thus exposing areas where LLM are not certain and potentially hallucinated. We provide a detailed analysis of uncertainty properties classified by Unc-TTP and the sampling-based method, noting that more capable models exhibit fewer proportions of wavering and greater certainty. Moreover, we introduce a self-guided, in-context example selection strategy that utilizes the uncertainty obtained by Unc-TTP. Our approach selects more informative examples than the sampling-based and retrieval-based approaches, achieving excellent results across all three models. Our work has shed light on the estimation of LLM uncertainty and laid the ground for utilizing the extrinsic uncertainty manifestation of LLM to improve ICL performance.

## Limitations

Firstly, our proposed Unc-TTP inherits the prompt-sensitive nature of the LLMs, which may introduce risks when applying Unc-TTP-guided uncertainty

sampling.

Secondly, we have only evaluated Unc-TTP on subjective tasks. Given highly subjective tasks often require a deep understanding of contextual subtleties, their labels are sometimes "biased" themselves depending on the annotator decomposition (Li et al., 2022, 2023b). This characteristic is more compatible with Unc-TTP, as it can effectively expose areas where LLMs exhibit uncertainty compared to objective reasoning tasks. For the implementation of Unc-TTP on subjective tasks will be a primary focus in our future work.

Thirdly, we have only tested Unc-TTP on classification tasks due to the limited time. However, it should be noted that our approach is not limited to the categorization task. On the generative task, we can similarly transform the model’s answer into a binary fact-checking task and obtain the tripartite paradigm by means of different interrogative formulations. This will be our future work.

Finally, due to limitations in time and resources, we have not yet tested the combination of uncertainty-based examples and randomly selected examples in K-way N-shot ICL settings. This aspect will also be addressed in our future work.

## Ethics Statement

Task	Time (min)
Unc-TTP on Train Set	30
1-shot ICL on Validation Set	100
1-shot ICL on Test Set	10

Table 3: The approximate computation time of the experiments. *Unc-TTP on Train Set* represents the classification of uncertainty categories using Unc-TTP. *1-shot ICL on Validation Set* represents the evaluation of 1-shot examples from all Unc-TTP categories. *1-shot ICL on Test Set* represents the application of selected uncertainty examples on the test set.

**Computational Budget** We run all our experiments on Intel<sup>®</sup> Xeon<sup>®</sup> Silver 4310 CPU and A40 with a batch size of 1 and the max token number of 20. The Table 3 shows the approximate average computation time with the 7B model Llama-2 and Mistral as the LLM, using 1 random seed.

**Use of AI Assistants** We have employed ChatGPT as a writing assistant, primarily for polishing the text after the initial composition.

## References

- Hussam Alkaissi and Samy I McFarlane. 2023. Artificial hallucinations in chatgpt: implications in scientific writing. *Cureus*, 15(2).
- Alexander Amini, Wilko Schwarting, Ava Soleimany, and Daniela Rus. 2020. [Deep evidential regression](#). In *Advances in Neural Information Processing Systems*, volume 33, pages 14927–14937. Curran Associates, Inc.
- Issa Annamoradnejad and Gohar Zoghi. 2020. [Colbert: Using bert sentence embedding in parallel neural networks for computational humor](#). *Expert Systems with Applications*, 249:123685.
- Tom Brown, Benjamin Mann, Nick Ryder, Melanie Subbiah, Jared D Kaplan, Prafulla Dhariwal, Arvind Neelakantan, Pranav Shyam, Girish Sastry, Amanda Askell, Sandhini Agarwal, Ariel Herbert-Voss, Gretchen Krueger, Tom Henighan, Rewon Child, Aditya Ramesh, Daniel Ziegler, Jeffrey Wu, Clemens Winter, Chris Hesse, Mark Chen, Eric Sigler, Mateusz Litwin, Scott Gray, Benjamin Chess, Jack Clark, Christopher Berner, Sam McCandlish, Alec Radford, Ilya Sutskever, and Dario Amodei. 2020. [Language models are few-shot learners](#). In *Advances in Neural Information Processing Systems*, volume 33, pages 1877–1901. Curran Associates, Inc.
- Jeremy Cole, Michael Zhang, Daniel Gillick, Julian Eisenschlos, Bhuwan Dhingra, and Jacob Eisenstein. 2023. [Selectively answering ambiguous questions](#). In *Proceedings of the 2023 Conference on Empirical Methods in Natural Language Processing*, pages 530–543, Singapore. Association for Computational Linguistics.
- Qingxiu Dong, Lei Li, Damai Dai, Ce Zheng, Zhiyong Wu, Baobao Chang, Xu Sun, Jingjing Xu, Lei Li, and Zhifang Sui. 2023. [A survey on in-context learning](#). *Preprint*, arXiv:2301.00234.
- Finale Doshi-Velez and Been Kim. 2017. [Towards a rigorous science of interpretable machine learning](#). *Preprint*, arXiv:1702.08608.
- Yarin Gal and Zoubin Ghahramani. 2016. [Dropout as a bayesian approximation: Representing model uncertainty in deep learning](#). In *Proceedings of The 33rd International Conference on Machine Learning*, volume 48 of *Proceedings of Machine Learning Research*, pages 1050–1059, New York, New York, USA. PMLR.
- Xiaowei Huang, Wenjie Ruan, Wei Huang, Gaojie Jin, Yi Dong, Changshun Wu, Saddek Bensalem, Ronghui Mu, Yi Qi, Xingyu Zhao, Kaiwen Cai, Yanghao Zhang, Sihao Wu, Peipei Xu, Dengyu Wu, Andre Freitas, and Mustafa A. Mustafa. 2023. [A survey of safety and trustworthiness of large language models through the lens of verification and validation](#). *Preprint*, arXiv:2305.11391.
- Ziwei Ji, Nayeon Lee, Rita Frieske, Tiezheng Yu, Dan Su, Yan Xu, Etsuko Ishii, Ye Jin Bang, Andrea Madotto, and Pascale Fung. 2023. [Survey of hallucination in natural language generation](#). *ACM Comput. Surv.*, 55(12).
- Albert Q. Jiang, Alexandre Sablayrolles, Arthur Mensch, Chris Bamford, Devendra Singh Chaplot, Diego de las Casas, Florian Bressand, Gianna Lengyel, Guillaume Lample, Lucile Saulnier, L lio Renard Lavaud, Marie-Anne Lachaux, Pierre Stock, Teven Le Scao, Thibaut Lavril, Thomas Wang, Timoth e Lacroix, and William El Sayed. 2023. [Mistral 7b](#). *Preprint*, arXiv:2310.06825.
- Satyapriya Krishna, Jiaqi Ma, Dylan Slack, Asma Ghandeharioun, Sameer Singh, and Himabindu Lakkaraju. 2023. [Post hoc explanations of language models can improve language models](#). In *Advances in Neural Information Processing Systems*, volume 36, pages 65468–65483. Curran Associates, Inc.
- Lorenz Kuhn, Yarin Gal, and Sebastian Farquhar. 2023. [Semantic uncertainty: Linguistic invariances for uncertainty estimation in natural language generation](#). *Preprint*, arXiv:2302.09664.
- Sawan Kumar and Partha Talukdar. 2021. [Reordering examples helps during priming-based few-shot learning](#). *Preprint*, arXiv:2106.01751.
- David D. Lewis and Jason Catlett. 1994. [Heterogeneous uncertainty sampling for supervised learning](#). In William W. Cohen and Haym Hirsh, editors, *Machine Learning Proceedings 1994*, pages 148–156. Morgan Kaufmann, San Francisco (CA).
- David D. Lewis and William A. Gale. 1994. A sequential algorithm for training text classifiers. In *Proceedings of the 17th Annual International ACM SIGIR Conference on Research and Development in Information Retrieval*, SIGIR ’94, page 3–12, Berlin, Heidelberg. Springer-Verlag.
- Junyi Li, Xiaoxue Cheng, Xin Zhao, Jian-Yun Nie, and Ji-Rong Wen. 2023a. [HaluEval: A large-scale hallucination evaluation benchmark for large language models](#). In *Proceedings of the 2023 Conference on Empirical Methods in Natural Language Processing*, pages 6449–6464, Singapore. Association for Computational Linguistics.
- Zhuoyan Li, Zhuoran Lu, and Ming Yin. 2022. [Towards better detection of biased language with scarce, noisy, and biased annotations](#). In *Proceedings of the 2022 AAAI/ACM Conference on AI, Ethics, and Society*, AIES ’22, page 411–423, New York, NY, USA. Association for Computing Machinery.
- Zhuoyan Li, Hangxiao Zhu, Zhuoran Lu, and Ming Yin. 2023b. [Synthetic data generation with large language models for text classification: Potential and limitations](#). In *Proceedings of the 2023 Conference on Empirical Methods in Natural Language Processing*, pages 10443–10461. Association for Computational Linguistics.

- Jiachang Liu, Dinghan Shen, Yizhe Zhang, Bill Dolan, Lawrence Carin, and Weizhu Chen. 2021. [What makes good in-context examples for gpt-3?](#) *Preprint*, arXiv:2101.06804.
- Yao Lu, Max Bartolo, Alastair Moore, Sebastian Riedel, and Pontus Stenetorp. 2022. [Fantastically ordered prompts and where to find them: Overcoming few-shot prompt order sensitivity.](#) *Preprint*, arXiv:2104.08786.
- Pekka Malo, Ankur Sinha, Pekka Korhonen, Jyrki Wallenius, and Pyry Takala. 2014. [Good debt or bad debt: Detecting semantic orientations in economic texts.](#) *Journal of the Association for Information Science and Technology*, 65(4):782–796.
- Potsawee Manakul, Adian Liusie, and Mark Gales. 2023a. [SelfCheckGPT: Zero-resource black-box hallucination detection for generative large language models.](#) In *Proceedings of the 2023 Conference on Empirical Methods in Natural Language Processing*, pages 9004–9017, Singapore. Association for Computational Linguistics.
- Potsawee Manakul, Adian Liusie, and Mark J. F. Gales. 2023b. [Selfcheckgpt: Zero-resource black-box hallucination detection for generative large language models.](#) *Preprint*, arXiv:2303.08896.
- Joshua Maynez, Shashi Narayan, Bernd Bohnet, and Ryan McDonald. 2020. [On faithfulness and factuality in abstractive summarization.](#) *Preprint*, arXiv:2005.00661.
- Rishabh Misra and Prahal Arora. 2023. [Sarcasm detection using news headlines dataset.](#) *AI Open*, 4:13–18.
- Ying Mo, Jiahao Liu, Jian Yang, Qifan Wang, Shun Zhang, Jingang Wang, and Zhoujun Li. 2024. [C-icl: Contrastive in-context learning for information extraction.](#) *Preprint*, arXiv:2402.11254.
- Tai Nguyen and Eric Wong. 2023. [In-context example selection with influences.](#) *Preprint*, arXiv:2302.11042.
- Vu-Linh Nguyen, Mohammad Hossein Shaker, and Eyke Hüllermeier. 2022. [How to measure uncertainty in uncertainty sampling for active learning.](#) *Machine Learning*, 111(1):89–122.
- OpenAI. 2024. [Gpt-4 technical report.](#) *Preprint*, arXiv:2303.08774.
- Chengwei Qin, Aston Zhang, Chen Chen, Anirudh Dagar, and Wenming Ye. 2024. [In-context learning with iterative demonstration selection.](#) *Preprint*, arXiv:2310.09881.
- Chengwei Qin, Aston Zhang, Anirudh Dagar, and Wenming Ye. 2023. [In-context learning with iterative demonstration selection.](#) *Preprint*, arXiv:2310.09881.
- Nils Reimers and Iryna Gurevych. 2019. [Sentence-bert: Sentence embeddings using siamese bert-networks.](#) *Preprint*, arXiv:1908.10084.
- Stephen Robertson and Hugo Zaragoza. 2009. [The probabilistic relevance framework: Bm25 and beyond.](#) *Foundations and Trends® in Information Retrieval*, 3(4):333–389.
- Ohad Rubin, Jonathan Herzig, and Jonathan Berant. 2022. [Learning to retrieve prompts for in-context learning.](#) In *Proceedings of the 2022 Conference of the North American Chapter of the Association for Computational Linguistics: Human Language Technologies*, pages 2655–2671, Seattle, United States. Association for Computational Linguistics.
- Burr Settles. 2009. [Active learning literature survey.](#)
- Mrinank Sharma, Meg Tong, Tomasz Korbak, David Duvenaud, Amanda Askell, Samuel R. Bowman, Newton Cheng, Esin Durmus, Zac Hatfield-Dodds, Scott R. Johnston, Shauna Kravec, Timothy Maxwell, Sam McCandlish, Kamal Ndousse, Oliver Rausch, Nicholas Schiefer, Da Yan, Miranda Zhang, and Ethan Perez. 2023. [Towards understanding sycophancy in language models.](#) *Preprint*, arXiv:2310.13548.
- Xinyue Shen, Zeyuan Chen, Michael Backes, and Yang Zhang. 2023. [In chatgpt we trust? measuring and characterizing the reliability of chatgpt.](#) *Preprint*, arXiv:2304.08979.
- Hugo Touvron, Louis Martin, Kevin Stone, Peter Albert, Amjad Almahairi, Yasmine Babaei, Nikolay Bashlykov, Soumya Batra, Prajjwal Bhargava, Shrutu Bhosale, Dan Bikel, Lukas Blecher, Cristian Canton Ferrer, Moya Chen, Guillem Cucurull, David Esiobu, Jude Fernandes, Jeremy Fu, Wenyin Fu, Brian Fuller, Cynthia Gao, Vedanuj Goswami, Naman Goyal, Anthony Hartshorn, Saghar Hosseini, Rui Hou, Hakan Inan, Marcin Kardas, Viktor Kerkez, Madian Khabsa, Isabel Kloumann, Artem Korenev, Punit Singh Koura, Marie-Anne Lachaux, Thibaut Lavril, Jenya Lee, Diana Liskovich, Yinghai Lu, Yuning Mao, Xavier Martinet, Todor Mihaylov, Pushkar Mishra, Igor Molybog, Yixin Nie, Andrew Poulton, Jeremy Reizenstein, Rashi Rungta, Kalyan Saladi, Alan Schelten, Ruan Silva, Eric Michael Smith, Ranjan Subramanian, Xiaoqing Ellen Tan, Binh Tang, Ross Taylor, Adina Williams, Jian Xiang Kuan, Puxin Xu, Zheng Yan, Iliyan Zarov, Yuchen Zhang, Angela Fan, Melanie Kambadur, Sharan Narang, Aurelien Rodriguez, Robert Stojnic, Sergey Edunov, and Thomas Scialom. 2023. [Llama 2: Open foundation and fine-tuned chat models.](#) *Preprint*, arXiv:2307.09288.
- Miles Turpin, Julian Michael, Ethan Perez, and Samuel Bowman. 2023a. [Language models don't always say what they think: Unfaithful explanations in chain-of-thought prompting.](#) In *Advances in Neural Information Processing Systems*, volume 36, pages 74952–74965. Curran Associates, Inc.

- Miles Turpin, Julian Michael, Ethan Perez, and Samuel Bowman. 2023b. [Language models don't always say what they think: Unfaithful explanations in chain-of-thought prompting](#). In *Advances in Neural Information Processing Systems*, volume 36, pages 74952–74965. Curran Associates, Inc.
- Boshi Wang, Xiang Yue, and Huan Sun. 2023a. [Can ChatGPT defend its belief in truth? evaluating LLM reasoning via debate](#). In *Findings of the Association for Computational Linguistics: EMNLP 2023*, pages 11865–11881, Singapore. Association for Computational Linguistics.
- Xuezhi Wang, Jason Wei, Dale Schuurmans, Quoc Le, Ed Chi, Sharan Narang, Aakanksha Chowdhery, and Denny Zhou. 2023b. [Self-consistency improves chain of thought reasoning in language models](#). *Preprint*, arXiv:2203.11171.
- Jerry Wei, Da Huang, Yifeng Lu, Denny Zhou, and Quoc V. Le. 2024a. [Simple synthetic data reduces sycophancy in large language models](#). *Preprint*, arXiv:2308.03958.
- Jiaheng Wei, Yuanshun Yao, Jean-Francois Ton, Hongyi Guo, Andrew Estornell, and Yang Liu. 2024b. [Measuring and reducing llm hallucination without gold-standard answers via expertise-weighting](#). *Preprint*, arXiv:2402.10412.
- Qiming Xie, Zengzhi Wang, Yi Feng, and Rui Xia. 2024. [Ask again, then fail: Large language models' vacillations in judgement](#). *Preprint*, arXiv:2310.02174.
- Miao Xiong, Zhiyuan Hu, Xinyang Lu, Yifei Li, Jie Fu, Junxian He, and Bryan Hooi. 2024. [Can llms express their uncertainty? an empirical evaluation of confidence elicitation in llms](#). *Preprint*, arXiv:2306.13063.
- Hongshen Xu, Zichen Zhu, Situo Zhang, Da Ma, Shuai Fan, Lu Chen, and Kai Yu. 2024a. [Rejection improves reliability: Training llms to refuse unknown questions using rl from knowledge feedback](#). *Preprint*, arXiv:2403.18349.
- Rongwu Xu, Zehan Qi, and Wei Xu. 2024b. [Preemptive answer "attacks" on chain-of-thought reasoning](#). *Preprint*, arXiv:2405.20902.
- Yuqing Yang, Ethan Chern, Xipeng Qiu, Graham Neubig, and Pengfei Liu. 2023. [Alignment for honesty](#). *Preprint*, arXiv:2312.07000.
- Yiming Zhang, Shi Feng, and Chenhao Tan. 2022. [Active example selection for in-context learning](#). In *Proceedings of the 2022 Conference on Empirical Methods in Natural Language Processing*, pages 9134–9148, Abu Dhabi, United Arab Emirates. Association for Computational Linguistics.



## A Dataset Implementation Details

Since the SH dataset does not provide official data splits, we randomly selected 500 samples as the training set, 1500 as the validation set, and 200 as the test set balancing budget and time constraints.

For the FP dataset, each sentence is annotated between 5 to 8 times. To ensure high data quality, we included only those sentences with 100% annotation agreement, resulting in 2,264 examples available for training and evaluation. Among these, only 303 examples were labeled as negative. Consequently, we randomly selected 100 instances for each label to form the training set and 200 instances for each label for the validation set. We randomly sample 200 instances from the split that reach 75% annotation agreement for the test set.

Other data splits are detailed in Table 4 for reference. It should be noted that all divisions have an equal number of examples for each label. The labels we use in the prompt are as follows:

- **SH**: sarcastic / non-sarcastic
- **HS**: humorous / not humorous
- **FP**: positive / neutral / negative

Dataset	Train	Valid	Test	Label
SH	500	1500	200	2
HS	500	1500	200	2
FP	300	600	300	3

Table 4: The amount of data and the corresponding number of labels for each dataset we used in our experiments. For all splits, the number of labels is equally distributed.

## B Detailed Results of the LLM Uncertainty Assessment

In this section, we present the data distribution of Unc-TTP on the FP dataset in Table 5.

## C Unc-TTP-Guided Uncertainty Sampling Result on Validation Set

The Unc-TTP-guided uncertainty sampling result on validation set are shown in the Table 6. For smaller models, the informative uncertainty categories are predominantly centered around 011 and

	Positive	Neutral	Negative	Failed
<b><i>no-label</i></b>				
GPT-4	78	133	89	0
GPT-3.5	89	138	73	0
Mistral	41	179	80	0
Llama-2	120	6	174	0
<b><i>right-label</i></b>				
GPT-4	99	101	100	0
GPT-3.5	97	110	93	0
Mistral	84	142	92	0
Llama-2	188	9	103	0
<b><i>wrong-label</i></b>				
GPT-4	17	249	34	0
GPT-3.5	42	205	53	0
Mistral	0	280	2	18
Llama-2	82	43	175	0

Table 5: Answer distribution of *no-label* and *wrong-label* setting on Financial Phrasebank (FP), where *Failed* denotes the number of cases LLM fails or rejects to answer. It can be observed that the *wrong-label* doubles the number of neutral responses compared to the *no-label* setting.

010. However, for larger models, there is no discernible pattern in the informative uncertainty categories. We speculate that this lack of pattern may be due to two reasons: first, the larger model may rely less on in-context learning (ICL) compared to smaller models; and second, the increased parameter size of the larger model introduces greater stochasticity, even when using greedy decoding.

Type	SH	HS	FP
<b>Llama-2</b>			
000	65.5 (1.6)	<u>60.3</u> (5.8)	86.2 (0.4)
111	65.7 (3.1)	55.6 (2.9)	83.8 (2.3)
001	64.4 (1.5)	-	84.9 (1.6)
010	<b>68.6</b> (0.6)	58.2 (2.8)	84.9 (2.6)
011	<u>68.0</u> (1.2)	<b>62.4</b> (1.8)	<u>86.5</u> (1.9)
100	-	-	84.6 (0.9)
101	66.5 (2.4)	-	<b>86.6</b> (1.4)
110	-	57.0 (4.1)	84.1 (0.9)
Random	66.8 (1.7)	53.4 (3.3)	84.4 (3.2)
<b>Mistral</b>			
000	68.2 (3.6)	<u>81.9</u> (2.0)	<u>90.6</u> (4.0)
111	65.4 (2.9)	75.3 (0.6)	88.9 (2.1)
001	-	-	-
010	<b>69.6</b> (2.0)	81.4 (0.9)	<b>91.1</b> (1.0)
011	-	<b>82.0</b> (2.6)	86.3 (0.9)
100	-	-	-
101	-	-	-
110	<u>68.6</u> (1.9)	80.9 (2.9)	89.9 (1.9)
Random	67.3 (1.2)	81.8 (3.2)	89.2 (4.3)
<b>GPT-3.5</b>			
000	77.0 (2.1)	88.4 (1.4)	83.9 (2.1)
111	<b>81.6</b> (2.9)	89.7 (0.8)	<u>87.2</u> (1.5)
001	-	-	-
010	<u>77.0</u> (3.8)	88.4 (1.5)	85.3 (1.7)
011	-	89.8 (1.0)	85.6 (2.5)
100	-	<b>92.3</b> (0.3)	86.9 (1.1)
101	-	<u>90.0</u> (2.3)	-
110	76.6 (4.3)	<u>90.0</u> (1.4)	<b>88.3</b> (2.8)
Random	80.4 (2.2)	89.8 (1.4)	86.2 (2.6)

Table 6: 1-shot results of LLMs on four subjective tasks in the validation set. The table presents the mean accuracy across three estimations, with standard deviations in parentheses. The two highest accuracy values under the Unc-TTP setting are underlined. The highest results are highlighted in bold.