
Zero-Shot Object-Centric Representation Learning

Aniket Didolkar^{1,*} Andrii Zadaianchuk² Anirudh Goyal¹ Mike C. Mozer³
Yoshua Bengio¹ Georg Martius⁴ Maximilian Seitzer^{4,*}

¹MILA & University of Montreal ²University of Amsterdam

³CU Boulder ⁴MPI for Intelligent Systems & University of Tübingen

Abstract

The goal of object-centric representation learning is to decompose visual scenes into a structured representation that isolates the entities. Recent successes have shown that object-centric representation learning can be scaled to real-world scenes by utilizing pre-trained self-supervised features. However, so far, object-centric methods have mostly been applied in-distribution, with models trained and evaluated on the same dataset. This is in contrast to the wider trend in machine learning towards general-purpose models directly applicable to unseen data and tasks. Thus, in this work, we study current object-centric methods through the lens of zero-shot generalization by introducing a benchmark comprising eight different synthetic and real-world datasets. We analyze the factors influencing zero-shot performance and find that training on diverse real-world images improves transferability to unseen scenarios. Furthermore, inspired by the success of task-specific fine-tuning in foundation models, we introduce a novel fine-tuning strategy to adapt pre-trained vision encoders for the task of object discovery. We find that the proposed approach results in state-of-the-art performance for unsupervised object discovery, exhibiting strong zero-shot transfer to unseen datasets.

1 Introduction

In the past decade, deep learning-based approaches have become ever more general, culminating in models that exhibit broad and flexible vision [1, 2] and language understanding [3, 4]. These so-called foundation models can be applied to a variety of tasks, either in a zero-shot manner [3], or via task-specific finetuning [5]. An open challenge is how to equip these models with the ability to robustly reason about visual inputs, that is, in a manner that supports compositional generalization and causal inference [6, 7]. Evidence suggests that human cognition deals with these problems by dynamically binding raw perceptual features into symbol-like entities that can be flexibly composed together and reasoned over [8–10]. Inspired by these findings, the field of *object-centric representation learning* aims to replicate these abilities in deep learning models [11]. By mirroring the compositional generative process of the world [12], these methods learn to decompose visual scenes into structured representations capturing the objects in the scene in a fully unsupervised way. Not only can object-centric representations provably exhibit compositional generalization [13], they also support a diverse set of downstream tasks such as world modeling [14, 15], robotic control [16–19], visual question answering [20, 21], and compositional generation in 2D [22–24] and 3D [25, 26].

While long confined to simplistic synthetic datasets [27–30], recent progress has scaled object-centric representations to complex real-world image [23, 24, 31–33], and video datasets [34, 35]. This opens the door to evaluate these methods in terms of their zero-shot transferability to new data, i.e. their

*equal contribution. Correspondence: maximilian.seitzer@tue.mpg.de, adidolkar123@gmail.com.
Website: rw-ocrl.github.io/ftdinosaur-paper

ability to discover objects in unseen scenarios. While this is common practice in other areas of deep learning [3, 4, 36], object-centric models have so far not been studied under this lens. To close this gap, in this work, we focus on *zero-shot object-centric representation learning*.

In particular, we introduce a benchmark consisting of 8 datasets comprising a diverse range of synthetic and real-world scenes. Using this benchmark, we 1) seek to understand the zero-shot transfer capabilities of existing models, and 2) study the properties of training datasets that influence generalization. The general conclusion we draw from this benchmark is that object-centric models which are trained on naturalistic datasets consisting a variety of objects — such as COCO [37] — usually exhibit decent zero-shot generalization.

Equipped with this knowledge, we aim to build a strong general-purpose object-centric model. To achieve this, we first make the observation that current approaches for real-world object-centric learning [23, 24, 31, 34, 35] use *fixed* pre-trained encoders (e.g. with the DINO method [38]) to encode the input. This may be limiting as, while the pre-trained encoders offer good general-purpose features, they may not be optimal for the task of object discovery. Instead, we propose to finetune the encoder parameters for the target task; to this end, we introduce a suitable training recipe as well as a novel decoder that reduces the increased computational costs from finetuning. Building on the DINOSAUR model [31], our proposed finetuning approach sets a new state-of-the-art for real-world object-centric learning on the COCO dataset, as well as in the zero-shot setting. Our method shows zero-shot transfer across a multitude of diverse datasets, often achieving and even surpassing the in-distribution performance on these datasets.

Our contributions are as follows:

- We introduce a benchmark to evaluate the zero-shot generalization of object discovery methods (Sec. 3.1).
- Using the benchmark, we analyze the zero-shot capabilities of object-centric models (Sec. 3.2) and investigate dataset properties for training generalizable models (Sec. 3.3).
- We propose a finetuning approach applied to DINOSAUR, which allows to stably adapt the parameters of the pre-trained encoder for the task of object discovery (Sec. 4).
- Our method achieves state-of-the-art results across various in-distribution and out-of-distribution scenarios (Sec. 5).

2 Related Work

Object-Centric Learning on Real-World Datasets Originally, object-centric methods were mostly applied to synthetic data with limited complexity [39–41] and trained from scratch [27, 30, 42–44]. Recently, there has been considerable interest [19, 23, 31–34, 45, 46] in scaling those methods to complex and unconstrained real-world image and video datasets like COCO [37] or YouTube-VIS [47]. Current state-of-the-art techniques [23, 24, 31–35] rely on applying slot attention [30] to frozen vision transformers (ViT) [48] pre-trained with contemporary self-supervised representation learning methods [38, 49–51]. Approaches differ by their learning objective; one line of models is based on DINOSAUR [31] and utilizes a feature reconstruction objective [31, 32, 34, 35], whereas others apply diffusion objectives [23, 24]. Although these techniques confirm that object-centric representation learning *is* possible for complex real-world inputs, they are also limited by the quality of self-supervised encoders, as those encoders remain frozen during object-centric training. In contrast, our method, while starting from self-supervised features, adapts them through object-centric finetuning, making them more suitable for the task of object-centric scene decomposition.

Task-Specific Finetuning The idea of finetuning a pretrained model for a specific task or dataset has been around for quite some time. Early works in deep learning demonstrated that finetuning a pretrained model on a specific task often leads to better performance as compared to training the model from scratch [52–54]. The advent of large pre-trained (foundation) models has further popularized this approach in recent years [1, 2, 38, 49, 55–58]. The central idea is that a large model is first pre-trained on a large and diverse dataset to obtain strong general-purpose features. This large model is then adapted to specific tasks by finetuning the entire model [55, 59, 60] or parts of the model [61, 62]. Specifically for self-supervised vision representations [38], adapting features was studied for the tasks of unsupervised semantic segmentation [63–65] and multi-object tracking in videos [66, 67]. To our knowledge, the only work which applies finetuning in the context of

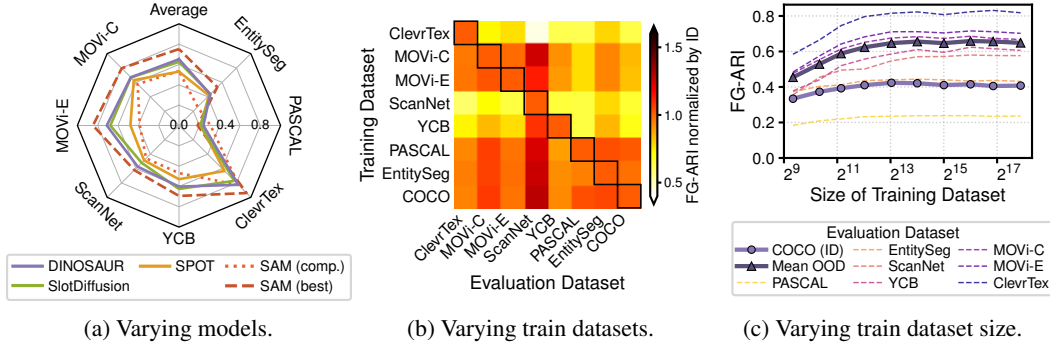


Figure 1: Evaluating zero-shot transfer of object-centric representations. Performance given in FG-ARI, see Fig. A.1 for corresponding plots with mBO. (a): performance of current object-centric models trained on the COCO dataset. (b): performance of the DINO SAUR method [31] with different training datasets. (c): scaling behavior of DINO SAUR training on differently sized subsets of COCO.

object-centric models is SPOT [32], using a two-stage procedure that enables finetuning the final four layers of a pre-trained encoder during the second stage. In comparison, we introduce a finetuning approach that adapts the full encoder to the task of object discovery, and empirically show that this leads to significantly stronger object discovery performance compared to SPOT.

Zero-shot Generalization A paradigm first introduced and formalized by Larochelle et al. [68], zero-shot generalization enables models to perform well on tasks or datasets not seen during training. Recently, zero-shot generalization has become more prevalent in deep learning due to the availability of large foundation models [2, 4, 58]; these models utilize large-scale pre-training to develop robust general-purpose abilities that can be applied zero-shot to various tasks and datasets. In the context of object-centric learning, Dittadi et al. [69] conducted a systematic study of object-centric models under various types of distribution shifts, such as color changes, texture changes, and occlusions. In our work, we adopt a slightly different definition of zero-shot generalization for object-centric models, aligning more closely with the literature on foundation models. Specifically, we aim to obtain general-purpose object-centric features through finetuning, which can then be applied zero-shot to any new and unseen dataset.

3 What Matters for Zero-Shot Transfer of Object-Centric Representations?

In this section, our goal is to understand factors influencing zero-shot performance of current object-centric models. We first introduce a benchmark for measuring zero-shot performance in Sec. 3.1 and compare different models in Sec. 3.2. In Sec. 3.3, we investigate the role of the training data.

3.1 Benchmark

Datasets We argue that object-centric models should be able to discover and capture objects in a variety of conditions. Conveniently, the object-centric community has proposed many datasets of increasing complexity to challenge their models. Thus, to obtain a test bed that robustly measures zero-shot performance, we take the evaluation splits of CLEVRTEXT [40], MOVi-C and MOVi-E [41], SCANNET and YCB as used in Yang and Yang [70], PASCAL VOC [71], and COCO 2017 [37]. Additionally, we add the challenging ENTITYSEG dataset [72], consisting of open-world real-world images with high-quality mask annotations. In total, we gathered 8 datasets with a total of 25 323 images. For further details on the datasets, we refer to App. E.

Importantly, we do not specify the *training data*; as a consequence, we can also evaluate the zero-shot behavior of supervised models such as Segment Anything (Sec. 3.2). Furthermore, this allows us to study the impact of different kinds of datasets for training (Sec. 3.3). Note that current object-centric models are sensitive to the *number of objects*. As a concession to that, we evaluate the models with the number-of-slots parameter matching the expected complexity of the target dataset (mostly following prior work, see Tab. E.6). We leave it to future work to remove this limitation of the models.

Metrics We evaluate the quality of the object representation in terms of the masks associated with each object, using the instance mask annotations as reference. To do so, we compute the commonly used *foreground ARI* (FG-ARI) [73, 74], measuring how well the discovered objects follow the separation prescribed by the reference masks. While previous work has argued against the use of FG-ARI [23, 32, 40], we think that it is still useful as the primary measure of the quality of object splitting. In addition, we compute the *mean best overlap* (mBO) [75], measuring how well the discovered masks fit to objects.

On the COCO dataset, which has a *panoptic* labeling (object “things” and background “stuff”), we additionally evaluate *scene decomposition*. This is sensible because on real-world images, there is no clear distinction between objects and background from the model’s point-of-view. To this end, we compute *panoptic ARI* (P-ARI) and *class-agnostic panoptic quality* (PQ), where the latter measures both mask quality and precision/recall [76]. We refer to App. F for more information about metrics. To aggregate results over different datasets, we compute the *per-sample average*, normalizing by the dataset size (see Tab. E.6).

Finally, we remark that there are other ways to evaluate the quality of object-centric representations, for instance inspecting the content of the learned representation or their use for downstream tasks. We consider these as orthogonal to our mask-based evaluation and defer them to future work.

3.2 Evaluating Models

We evaluate three recent state-of-the-art object methods capable of real-world object-centric learning: DINOSAUR [31], using pre-trained self-supervised features as inputs and targets; SPOT [32], which builds upon DINOSAUR by improving the decoder; and SlotDiffusion [23], which also utilizes pre-trained features, but uses a diffusion decoder. We limit ourselves to pre-trained feature-based methods as other approaches have not shown scalability to real-world data. All models are trained on the COCO dataset. In addition, we evaluate the Segment Anything model (SAM) [58], a supervised segmentation foundation model. To showcase the gap between state-of-the-art supervised and unsupervised methods for object discovery, we use the largest available model (ViT-Huge), and pick the mask confidence threshold resulting in the best performance per-dataset (SAM (best)); in contrast to current object-centric methods, this results in a variable number of masks per-image. For better comparability, we also evaluate a baseline SAM (comp.), using a ViT-Base encoder and a fixed number of masks. Please refer to App. D for details about the models.

We present the results in Fig. 1a. We find that SlotDiffusion and DINOSAUR exhibit similar zero-shot FG-ARI performance while outperforming SPOT on all datasets. SAM (best) achieves the best FG-ARI performance on all but one dataset (PASCAL VOC). In terms of mBO (Fig. A.1), we observe that SlotDiffusion and SPOT both outperform DINOSAUR with SlotDiffusion achieving the best performance. Again we find that SAM (best) achieves the highest performance with the difference being even more pronounced than that for FG-ARI. We note that the superiority of SAM (best) is expected and stems from being trained with extensive supervision, as well as its ability to output a variable number of masks; this allows SAM to discover smaller objects not captured by methods with a fixed number of slots. If we remove that privilege, the SAM (comp.) baseline is on many datasets inferior to the unsupervised models, with the exception of CLEVRTEX and PASCAL VOC. Thus, we conclude that object-centric models already exhibit decent zero-shot generalization to unseen datasets. Moreover, even though all the methods are trained with a fixed number of 7 slots on COCO, they are evaluated with a different number of slots on each target dataset (see Tab. E.6). This further speaks to the zero-shot transferability of existing unsupervised slot-based methods.

3.3 Evaluating Training Data

So far, we used the same training data for comparing the models — a natural question is how the *training data* affects zero-shot behavior. To answer it, we train DINOSAUR on different training datasets and evaluate the zero-shot performance on our benchmark. We organize our experiments into two groups: 1) varying the data distribution, and 2) varying the amount of samples from a particular data distribution. The former allows us to identify properties of the data that influence zero-shot behavior, whereas the latter investigates how models scale with data.

Properties of the Data Distribution To obtain training datasets with different properties, we utilize the training splits belonging to the benchmark datasets listed in Sec. 3.1. We characterize the training datasets along three dimensions: **realism** — in terms of the three categories synthetic (CLEVRTEX), hybrid (MOVi, SCANNET, YCB) and natural (PASCAL VOC, COCO, ENTITYSEG); **diversity** — on a spectrum from narrow to broad (roughly CLEVRTEX \ll SCANNET, YCB, PASCAL VOC \ll MOVi \ll COCO \ll ENTITYSEG); and the **amount of objects** — ranging from few (PASCAL VOC) to moderate (up to 6; CLEVRTEX, SCANNET, YCB) to many (MOVi, COCO, ENTITYSEG). The results are shown in Fig. 1b.

First, we find that training and evaluating in-distribution, i.e. on matching datasets, unsurprisingly performs best in general. Training on *synthetic* and *hybrid* datasets transfers well to datasets in those categories, but not to natural data; conversely, *natural* data transfers well to synthetic and hybrid data. Next, we find that the zero-shot performance is fairly similar when trained on COCO and ENTITYSEG (high diversity, many objects), or PASCAL VOC (less diversity, few objects). This shows that having complex natural data is more important for zero-shot performance compared to data diversity. Moreover, even when trained on natural data with few objects (e.g. PASCAL VOC), the model transfers well to datasets with more objects such as MOVi, COCO, and ENTITYSEG. Overall, we can conclude that training on natural data leads to strong zero-shot performance of current object-centric models. We pick COCO as the main training dataset for zero-shot object-centric models for the remainder of this work.

Effect of Data Scale We now investigate the effect of the number of training data points. To do so, we train DINOSAUR on differently sized subsets of the COCO dataset (up to 240k samples when including the “unlabeled” split). From the results in Fig. 1c, we find that in-distribution performance plateaus around 8 192 (2^{13}) samples, and zero-shot performance around 16 182 (2^{14}) samples. Intriguingly, this shows that current object-centric models can be very sample efficient in obtaining decent in-distribution and competitive zero-shot generalization. However, we do not find evidence of favorable data scaling laws.

3.4 Summary

In summary, we find that existing object-centric models (DINOSAUR, SPOT, SlotDiffusion) already exhibit decent zero-shot transfer to unseen domains. Their success can potentially be attributed to using pre-trained general-purpose encoders as a base for object discovery. Furthermore, our experiments show that training on complex natural data is an important component for zero-shot transfer which can be attributed to the inherent complexities associated with such data. In addition, real-world datasets offer a significantly larger catalog of objects and instances to train on compared to synthetic or hybrid datasets.

Equipped with this knowledge, we shift our focus to enhancing the performance of unsupervised object-centric models. Specifically, the question we ask is: *Can we improve object discovery by finetuning pre-trained encoders specifically for the task of object discovery?*

4 Object-Centric Finetuning

Current methods for real-world object-centric learning [23, 24, 31–35] are all based on pre-trained self-supervised features [2, 38, 49]. While those features offer good performance for many downstream tasks out of the box, they are not explicitly designed for the *task of object discovery*. We conjecture that this gap between training and downstream objective leads to sub-optimal transfer performance. Thus, we propose to adapt the pre-trained features by *task-specific finetuning* — Fig. 2 shows our approach.

4.1 Finetuned DINOSAUR

Finetuning We first describe how we adapt the DINOSAUR architecture [31] for finetuning. DINOSAUR uses a pre-trained ViT as the encoder that is kept fixed during training. The original work reported that unfreezing the encoder leads to a collapse; this is because the encoder features are simultaneously used as the model’s prediction targets. To sidestep this problem, we add a *target encoder* that is initialized to be a copy of the original encoder, but kept fixed throughout training. This allows us train the full model end-to-end without collapse.

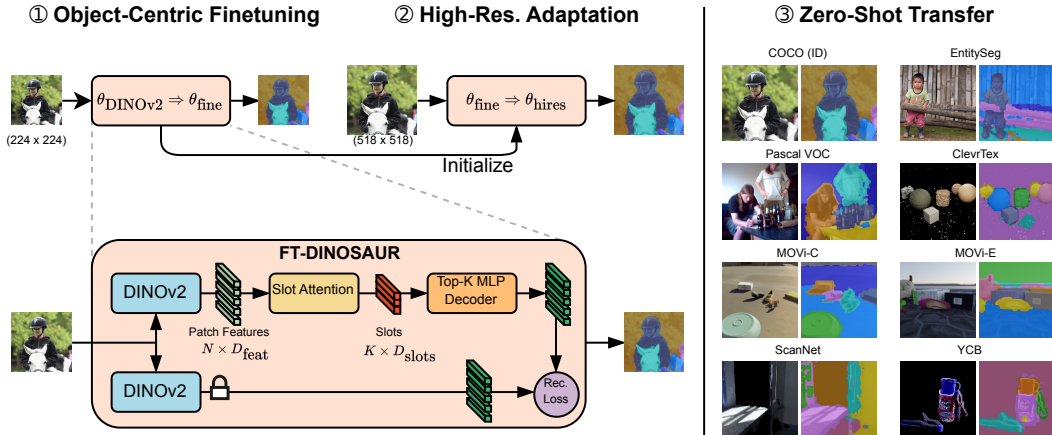


Figure 2: Overview of our method “FT-DINOSAUR”. ① **Object-Centric Finetuning:** starting from DINOv2, the encoder is finetuned for the task of object discovery on the COCO dataset. ② **High-Res Adaptation:** the model is further adapted to high-resolution images. ③ **Zero-Shot Transfer:** at test time, we apply the trained model to 8 datasets from our proposed zero-shot benchmark (Sec. 3.1).

We found that the encoder would initially drift away from its pre-trained initialization, likely induced by the noisy gradients from the randomly initialized slot attention module. To reduce the effect of this, we introduce blockwise exponentially decaying learning rates [59] for the encoder. Furthermore, we found an improved set of hyperparameters, namely a lower learning rate, switching to a cosine learning rate schedule [77], lower gradient clipping, weight decay on the encoder and a higher batch size. Showing the efficacy of this improved setup, we find that we can now also train the ViT encoder from a *random initialization* (42.3 FG-ARI, 27.3 mBO), a scenario which was previously reported as leading to collapse by Seitzer et al. [31]. We detail the exact settings in App. C.1. We also experimented with an EMA student-teacher setup to continuously adapt the targets throughout training, but found that this leads to worse results (see App. A.2).

High Resolution Adaptation A further way to make more effective usage of data is to increase the image resolution. Standard ViTs use a relatively low resolution of 224×224 pixels, leading to a patch resolution of 16×16 when trained with patch size 14. This hides details, inhibits capturing smaller objects, and leads to coarser objects masks. Thus, after training at 224×224 resolution, we add a short second stage of training, in which the model is adapted to image resolution to 518×518 (i.e. 37×37 patches) over 10 000 steps. This is similar DINOv2’s training strategy [2], and adds significant improvements (Sec. 4.3) without a high computational burden.

Efficient Top-K Decoding Finetuning the encoder and high resolution adaptation both significantly increase the costs in terms of computation and memory. To mitigate this, we introduce a novel efficient decoding approach based on the MLP decoder introduced by Seitzer et al. [31], which we call *top-k decoding*. For each of N patches, the MLP decoder produces an output by combining the predictions over C slots using a slot-wise weighted average, resulting in a computational cost of $\mathcal{O}(N \cdot C)$. Our insight is that *most of this computation is wasted*, as slots are localized and mostly sparsely distributed across the image — instead, it suffices to decode the k *most likely slots* occupying a patch, reducing the costs to $\mathcal{O}(N)$ for constant k . While we do not have access to the true occupation probabilities apriori, empirically we found that the masks from slot attention can serve as a good proxy. We refer to App. C.2 for more details.

4.2 Analysis

Object-centric finetuning adapts the pre-trained encoder such that the original DINOv2 features can be predicted better, with the slot representations acting as a bottleneck. To better understand the effect of this procedure, we study how the encoder representations change after finetuning. In Fig. 3 and Fig. A.3, we show the first PCA components obtained from DINOv2 features (used by DINOSAUR) and features after object-centric finetuning. DINOv2 features mainly exhibit semantic




Figure 3: Visualization of encoder features in DINO SAUR (frozen DINOv2 features) and for features adapted with object-centric finetuning. We show the 1st to 3rd PCA components visualized by different RGB channels (second column). The last column shows scene decomposition masks by each method. More examples and additional PCA components are shown in Fig. A.3.

Table 1: Ablation study on COCO. Starting from DINO SAUR [31] (first row), we ablate the impact of switching to DINOv2, finetuning the encoder (FT), improving general (G-HP) and encoder hyperparameters (E-HP), adding top-k decoding and high-resolution adaptation. Results averaged over 3 random seeds besides last two rows, which use 5 seeds.

| Model | FT | G-HP | E-HP | FG-ARI | mBO | P-ARI | PQ | DINO | +DINOv2 | +FT | +Hi-Res |
|-----------------|----|------|------|--------|------|-------|------|------|---------|-----|---------|
| DINO ViT-B/16 | ✗ | ✗ | ✗ | 40.3 | 27.2 | 37.1 | 14.4 | | | | |
| DINOv2 ViT-S/14 | ✗ | ✗ | ✗ | 42.5 | 28.8 | 39.5 | 16.3 | | | | |
| | ✗ | ✓ | ✗ | 42.9 | 29.1 | 39.8 | 16.8 | | | | |
| | ✓ | ✗ | ✗ | 46.5 | 29.8 | 42.2 | 17.9 | | | | |
| | ✓ | ✓ | ✗ | 48.0 | 30.6 | 42.8 | 18.8 | | | | |
| +Top-k | ✓ | ✓ | ✓ | 48.5 | 30.7 | 42.6 | 19.0 | | | | |
| +Top-k, +Hi-Res | ✓ | ✓ | ✓ | 46.4 | 32.0 | 43.5 | 19.5 | | | | |
| +Top-k, +Hi-Res | ✓ | ✓ | ✓ | 46.6 | 35.6 | 49.6 | 23.6 | | | | |

similarity, i.e. one component often corresponds to several different objects or parts of the same category (such as human heads). In contrast, after object-centric finetuning, PCA components are noticeably object-centric, splitting instances of the same category and grouping together different object parts into one component. To confirm this observation quantitatively, we apply per-image k-means clustering to the two types of features. On COCO, we find that the clustering of features from object-centric finetuning corresponds better to object instances, reaching 34.0 FG-ARI and 28.7 mBO in contrast to 27.4 FG-ARI and 24.7 mBO for the original DINOv2 features.

4.3 Ablations

In Tab. 1, we analyze the contribution of different components of our model on the COCO dataset, starting from the original DINO SAUR model and ending with our final model. First, we find that *switching from DINO to DINOv2* leads to moderate improvements (+2.2 FG-ARI and +1.6 mBO). Adding *finetuning* results in a strong improvement of FG-ARI (+4.0), demonstrating the importance of task-specific adaptation. To evaluate our *hyperparameter changes*, we split them into two groups: general hyperparameters (cosine schedule, lower learning rate, lower gradient clipping), and encoder hyperparameters (blockwise learning rates, lower encoder learning rate, encoder weight decay). The changes to the general hyperparameters result in moderate improvements (+1.5 FG-ARI, +0.8 mBO, +0.9 PQ), with the changed encoder hyperparameters contributing further small improvements. Introducing *top-k decoding* reduces FG-ARI (-2.1), but increases the other metrics (e.g. +1.3 mBO). Finally, *high-resolution adaptation* results in further strong boosts (+3.6 mBO, +6.1 P-ARI, +4.1 PQ).

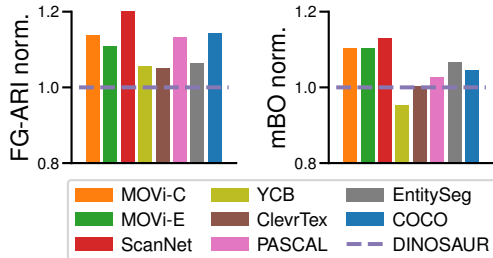


Figure 4: Normalized performance when adding *finetuning* to DINO SAUR for *in-distribution* training, using a ViT-S/14 DINOv2 encoder. Finetuning shows strong gains on all datasets. Numerical results in Tab. A.2.

| Model | FG-ARI | mBO | P-ARI | PQ |
|--|-------------|-------------|-------------|-------------|
| DINO SAUR [31] | 40.5 | 27.7 | 37.1 | 14.4 |
| SlotDiffusion [†] [23] | 37.3 | 31.4 | 47.6 | 21.0 |
| SPOT [†] [32] | 37.0 | 34.8 | 52.4 | 21.3 |
| FT-DINO SAUR | 48.8 | 36.3 | 49.4 | 23.9 |
| SAM (<i>comp.</i>) [†] [58] | 12.1 | 19.0 | 10.8 | 9.4 |
| SAM (<i>best.</i>) [†] [58] | 44.9 | 56.9 | 54.4 | 10.9 |

Table 2: Comparison to prior work on COCO. We use a ViT-B/14 encoder with top-k decoding and hi-res. adaptation. Results for (FT-)DINO SAUR averaged over 3 seeds. Results marked [†] evaluate official checkpoints, supervised models in gray. We compare to more baselines in Tab. A.3.

5 Evaluation

To evaluate our approach, we use our benchmark to answer the following three questions:

- How does our proposed finetuning methodology work on diverse datasets (Sec. 5.1)?
- How does our method compare to prior methods for real-world object-centric learning (Sec. 5.2)?
- How does our method perform on the introduced zero-shot benchmark (Sec. 5.3)?

5.1 Evaluation of Object-Centric Finetuning

We first validate our proposed finetuning approach as a general methodology by training on diverse datasets. In particular, we train a DINO SAUR model using a DINOv2 backbone with and without finetuning on the training splits of all 8 datasets included in our zero-shot benchmark, and evaluate *in-distribution*. The results are listed in Fig. 4. We find that adding finetuning results in strong improvements on both FG-ARI (up to 11 points) and mBO (up to 5 points) across all 8 datasets. First, this demonstrates that finetuning, when using our training recipe, is a general strategy to improve performance of slot attention-based object-centric models with pre-trained backbones. This is in contrast to Seitzer et al. [31]’s findings, who reported collapsing slots when finetuning the pre-trained ViT encoder. Second, this shows that while pre-trained features obtained from self-supervised methods like DINOv2 are powerful, it is possible to improve upon them with task-specific finetuning. Interestingly, even though the model’s objective is to *predict* DINOv2 features, the optimal input to slot attention are *not* those exact features. Following our analysis in Sec. 4.2, we conjecture that finetuning adapts the features to simplify grouping under the inductive biases of the model.

5.2 Comparison to Prior Work on Real-World Object-Centric Learning

Second, in Tab. 2, we compare our full approach with prior work on the COCO dataset. See Fig. G.5 for example predictions. We find that our method sets a new state-of-the-art on COCO, achieving better results than all previous unsupervised object-centric methods, except being slightly worse than SPOT on the panoptic ARI metric. Moreover, our method also outperforms the SAM (*comp.*) baseline (ViT-Base encoder, same number of masks) on all metrics. In particular, our method has strongly improved FG-ARI (+9), indicating much better object discovery capabilities — it even achieves higher FG-ARI than the SAM (*best.*) baseline (ViT-Huge encoder, variable number of masks). However, there is still a large gap to SAM’s mBO, which we attribute to 1) SAM’s generally higher mask quality, and 2) its ability to capture a variable number of objects, which in particular leads to finding more small objects.

5.3 Zero-Shot Evaluation

Finally, we evaluate our method in terms of its zero-shot performance. First, in Fig. 5, we compare the zero-shot performance of our model finetuned *on* COCO (without top-k decoding or high-

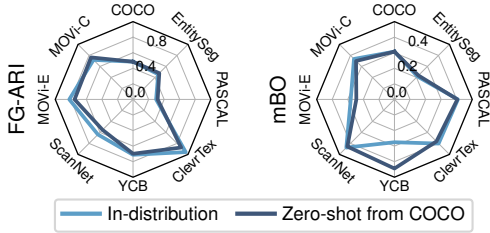


Figure 5: Comparing *in-distribution* training vs. *zero-shot* transfer from COCO for our fine-tuning approach. Overall, performance is similar. Numerical results in Tab. A.2.

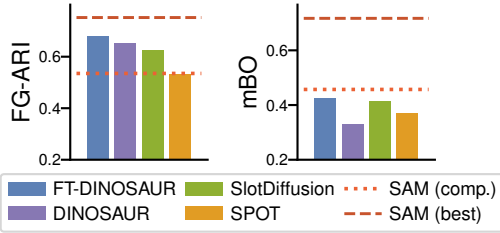


Figure 6: Zero-shot performance averaged over datasets. FT-DINOSAUR performs best both in FG-ARI and mBO. Results per datasets available in Tab. A.4.

res. adaptation) to the performance of our model finetuned *in-distribution*. We find that transferring from COCO yields comparable results to training *in-distribution* on most datasets (SCANNET, PASCAL VOC, ENTITYSEG), and even surpasses *in-distribution* training on some datasets (MOVIE-C, YCB) — surprisingly, object-centric finetuning does not hurt generalization (e.g. by overfitting), indicating that it adapts the model to the *task* rather than the *data*. Overall, this shows that task-specific finetuning on diverse real-world data is a viable path to obtain zero-shot object-centric models.

Second, in Fig. 6, we compare the zero-shot performance of our full model (including top-k decoding and high-resolution adaptation) to prior work. Averaged over all datasets, our approach achieves both the highest FG-ARI and mBO, while previous work generally trades off high FG-ARI with low mBO (DINOSAUR), or high mBO with low FG-ARI (SlotDiffusion, SPOT). On top of finetuning, we ascribe this to our usage of the MLP decoder (higher FG-ARI) in combination with high-resolution training (higher mBO).

Last, we compare our model to SAM. SAM (*comp.*) generally performs *worse than our model*, showing the difficulty of unsupervised scene decomposition in the absence of task-specific information. SAM (*best.*) achieves an FG-ARI of 76.1, compared to 67.8 for our approach. In terms of mBO, there is still a large difference between SAM and our approach (42.5 vs. 73.2). Taken together, these results show that unsupervised object-centric models are *closing the gap to supervised methods in terms of zero-shot object discovery*. This is astonishing, given that SAM was trained on 10 million images with over 1 billion mask annotations. Moreover, a principal advantage of object-centric models over SAM is that they come equipped with explicit object representations. While mask quality as measured by mBO is lacking behind SAM, we are hopeful that this gap is addressable by training on even higher resolution images and introducing innovations for variable number of slots. We present a comparison of the masks obtained from the proposed approach and all baselines in App. G.

6 Conclusion

In this work, we have introduced a benchmark of diverse real-world and synthetic datasets to study the zero-shot capabilities of object-centric representation learning models. Our findings indicate that object-centric models using pre-trained encoders already exhibit notable zero-shot capabilities when trained on real-world data. We then presented a finetuning procedure for adapting pre-trained encoders to the task of object discovery, demonstrating that this approach achieves state-of-the-art results across 8 datasets in both in-distribution and out-of-distribution scenarios. We believe that our contributed tools — the zero-shot benchmark and stable finetuning — are important stepping stones towards an object-centric foundation model.

Our benchmark showed the importance of the type of training data for zero-shot transfer. Our experiments indicate that training on complex natural data is important, suggesting an exciting direction to design curated datasets for zero-shot object-centric learning. Moreover, our benchmark revealed that current object-centric models are highly sample-efficient but fail to leverage larger datasets to improve performance at current model sizes. This result is significant because it suggests that, unlike other deep learning domains, stronger object-centric models cannot be achieved simply by scaling up data alone. We hope our findings will encourage the community to develop object-centric models that scale effectively with both data and model size.

For general-purpose object-centric models, an important property is the usefulness of the learned object-centric representation for downstream tasks. While downstream applicability has been explored in various forms [15, 20, 21, 23, 78], the zero-shot scenario has not been comprehensively studied so far. An exciting direction for future work is to extend our benchmark to include zero-shot downstream tasks and to consider other dimensions of scaling.

Acknowledgments and Disclosure of Funding

This work was supported by the ERC - 101045454 REAL-RL and funded by EXC number 2064/1 – Project number 390727645. We acknowledge the support from the German Federal Ministry of Education and Research (BMBF) through the Tübingen AI Center (FKZ: 01IS18039B). Andrii Zadaianchuk is funded by the European Union (ERC, EVA, 950086). Views and opinions expressed are, however, those of the author only and do not necessarily reflect those of the European Union or the European Research Council Executive Agency. Neither the European Union nor the granting authority can be held responsible for them. The authors thank the International Max Planck Research School for Intelligent Systems (IMPRS-IS) for supporting Maximilian Seitzer. Aniket Didolkar would like to thank Mila for providing part of the compute resources used in this work.

Contributions

This project was initiated by AD and MS, and MS had the role of project lead. AD and MS contributed equally. AZ joined the project from the start and had critical input at all stages. AD, AZ, and MS shaped the project direction, with advise from AG, MM, YB, and GM. MS implemented most of the code, with contributions from AD. AD and MS performed the exploratory experiments. AD performed most of the final experiments and evaluations, with some experiments ran by MS. AZ performed the analysis of encoder features and created the corresponding figures (Fig. 3, Fig. A.3), AD created the model figure (Fig. 2), and MS created the remaining figures. The first draft was written by AD, AZ and MS, with AG and GM contributing to the final version.

References

- [1] Mostafa Dehghani, Josp Djolonga, Basil Mustafa, Piotr Padlewski, Jonathan Heek, Justin Gilmer, Andreas Steiner, Mathilde Caron, Robert Geirhos, Ibrahim M. Alabdulmohsin, Rodolphe Jenatton, Lucas Beyer, Michael Tschannen, Anurag Arnab, Xiao Wang, Carlos Riquelme, Matthias Minderer, Joan Puigcerver, Utku Evci, Manoj Kumar, Sjoerd van Steenkiste, Gamaleldin F. Elsayed, Aravindh Mahendran, Fisher Yu, Avital Oliver, Fantine Huot, Jasmijn Bastings, Mark Collier, Alexey A. Gritsenko, Vighnesh Birodkar, Cristina Nader Vasconcelos, Yi Tay, Thomas Mensink, Alexander Kolesnikov, Filip Pavetić, Dustin Tran, Thomas Kipf, Mario Lučić, Xiaohua Zhai, Daniel Keysers, Jeremiah Harmsen, and Neil Houlsby. Scaling vision transformers to 22 billion parameters. In *ICML*, 2023. URL <https://arxiv.org/abs/2302.05442>.
- [2] Maxime Oquab, Timothée Darcet, Theo Moutakanni, Huy V. Vo, Marc Szafraniec, Vasil Khalidov, Pierre Fernandez, Daniel Haziza, Francisco Massa, Alaaeldin El-Nouby, Russell Howes, Po-Yao Huang, Hu Xu, Vasu Sharma, Shang-Wen Li, Wojciech Galuba, Mike Rabbat, Mido Assran, Nicolas Ballas, Gabriel Synnaeve, Ishan Misra, Herve Jegou, Julien Mairal, Patrick Labatut, Armand Joulin, and Piotr Bojanowski. DINOv2: Learning robust visual features without supervision. *TMLR*, 2023. URL <https://arxiv.org/abs/2304.07193>.
- [3] Tom Brown, Benjamin Mann, Nick Ryder, Melanie Subbiah, Jared D Kaplan, Prafulla Dhariwal, Arvind Neelakantan, Pranav Shyam, Girish Sastry, Amanda Askell, et al. Language models are few-shot learners. *NeurIPS*, 2020. URL <https://arxiv.org/abs/2005.14165>.
- [4] OpenAI Team. GPT-4 technical report. *arXiv:2303.08774*, 2024. URL <https://arxiv.org/abs/2303.08774>.
- [5] Daniel M. Ziegler, Nisan Stiennon, Jeff Wu, Tom B. Brown, Alec Radford, Dario Amodei, Paul Christiano, and Geoffrey Irving. Fine-tuning language models from human preferences. *arXiv:1909.08593*, 2019. URL <https://arxiv.org/abs/1909.08593>.
- [6] Bernhard Schölkopf, Francesco Locatello, Stefan Bauer, Nan Rosemary Ke, Nal Kalchbrenner, Anirudh Goyal, and Yoshua Bengio. Towards Causal Representation Learning. *IEEE - Advances in Machine Learning and Deep Neural Networks*, 2021. URL <https://arxiv.org/abs/2102.11107>.

- [7] Anirudh Goyal and Yoshua Bengio. Inductive biases for deep learning of higher-level cognition. *Proceedings of the Royal Society A*, 478(2266):20210068, 2022. URL <https://royalsocietypublishing.org/doi/10.1098/rspa.2021.0068>.
- [8] Steven Pinker. Visual cognition: An introduction. *Cognition*, 1984. URL [https://doi.org/10.1016/0010-0277\(84\)90021-0](https://doi.org/10.1016/0010-0277(84)90021-0).
- [9] Elizabeth S. Spelke. Principles of object perception. *Cognitive Science*, 1990. URL https://onlinelibrary.wiley.com/doi/abs/10.1207/s15516709cog1401_3.
- [10] Elizabeth S. Spelke. Core knowledge. *The American psychologist*, 2000. URL <https://doi.org/10.1037/0003-066X.55.11.1233>.
- [11] Klaus Greff, Sjoerd Van Steenkiste, and Jürgen Schmidhuber. On the Binding Problem in Artificial Neural Networks. *arXiv:2012.05208*, 2020. URL <https://arxiv.org/abs/2012.05208>.
- [12] Jack Brady, Roland S. Zimmermann, Yash Sharma, Bernhard Schölkopf, Julius Von Kügelgen, and Wieland Brendel. Provably learning object-centric representations. In *ICML*, 2023. URL <https://proceedings.mlr.press/v202/brady23a.html>.
- [13] Thaddäus Wiedemer, Jack Brady, Alexander Panfilov, Attila Juhos, Matthias Bethge, and Wieland Brendel. Provable compositional generalization for object-centric learning. In *ICLR*, 2024. URL <https://openreview.net/forum?id=7VPTUWkiDQ>.
- [14] Nan Rosemary Ke, Aniket Didolkar, Sarthak Mittal, Anirudh Goyal, Guillaume Lajoie, Stefan Bauer, Danilo Rezende, Yoshua Bengio, Michael Mozer, and Christopher Pal. Systematic evaluation of causal discovery in visual model based reinforcement learning. *arXiv:2107.00848*, 2021. URL <https://arxiv.org/abs/2107.00848>.
- [15] Ziyi Wu, Nikita Dvornik, Klaus Greff, Thomas Kipf, and Animesh Garg. SlotFormer: Un-supervised visual dynamics simulation with object-centric models. In *ICLR*, 2023. URL <https://openreview.net/forum?id=TFbwV6IOVLg>.
- [16] Andrii Zadaianchuk, Maximilian Seitzer, and Georg Martius. Self-supervised Visual Reinforcement Learning with Object-centric Representations. In *ICLR*, 2020. URL <https://openreview.net/forum?id=xppLmXCb0w1>.
- [17] Dan Haramati, Tal Daniel, and Aviv Tamar. Entity-centric reinforcement learning for object manipulation from pixels. In *ICLR*, 2024. URL <https://openreview.net/forum?id=uDxeSZ1wdI>.
- [18] Danny Driess, Fei Xia, Mehdi S. M. Sajjadi, Corey Lynch, Aakanksha Chowdhery, Brian Ichter, Ayzaan Wahid, Jonathan Tompson, Quan Vuong, Tianhe Yu, Wenlong Huang, Yevgen Chebotar, Pierre Sermanet, Daniel Duckworth, Sergey Levine, Vincent Vanhoucke, Karol Hausman, Marc Toussaint, Klaus Greff, Andy Zeng, Igor Mordatch, and Pete Florence. PaLM-E: An embodied multimodal language model. In *ICML*, 2023. URL <https://arxiv.org/abs/2303.03378>.
- [19] Aniket Rajiv Didolkar, Anirudh Goyal, and Yoshua Bengio. Cycle consistency driven object discovery. In *ICLR*, 2024. URL <https://openreview.net/forum?id=f1xnBr4WD6>.
- [20] Jiaqi Xu, Cuiling Lan, Wenxuan Xie, Xuejin Chen, and Yan Lu. Slot-VLM: Slowfast slots for video-language modeling. *arXiv:2402.1308*, 2024. URL <https://arxiv.org/abs/2402.13088>.
- [21] Amir Mohammad Karimi Mamaghan, Samuele Papa, Karl Henrik Johansson, Stefan Bauer, and Andrea Dittadi. Exploring the effectiveness of object-centric representations in visual question answering: Comparative insights with foundation models. *arXiv:2407.15589*, 2024. URL <https://arxiv.org/abs/2407.15589>.
- [22] Gautam Singh, Fei Deng, and Sungjin Ahn. Illiterate DALL-E Learns to Compose. In *ICLR*, 2022. URL <https://openreview.net/forum?id=h00YV0We3oh>.

- [23] Ziyi Wu, Jingyu Hu, Wuyue Lu, Igor Gilitschenski, and Animesh Garg. Slotdiffusion: Object-centric generative modeling with diffusion models. In *NeurIPS*, 2023. URL <https://arxiv.org/abs/2305.11281>.
- [24] Jindong Jiang, Fei Deng, Gautam Singh, and Sungjin Ahn. Object-centric slot diffusion. In *NeurIPS*, 2023. URL <https://arxiv.org/abs/2303.10834>.
- [25] Mehdi SM Sajjadi, Daniel Duckworth, Aravindh Mahendran, Sjoerd van Steenkiste, Filip Pavetic, Mario Lucic, Leonidas J Guibas, Klaus Greff, and Thomas Kipf. Object scene representation transformer. In *NeurIPS*, 2022. URL <https://arxiv.org/abs/2206.06922>.
- [26] A. Jabri, Sjoerd van Steenkiste, Emiel Hoogeboom, Mehdi S. M. Sajjadi, and Thomas Kipf. DORSal: Diffusion for object-centric representations of scenes et al. In *ICLR*, 2023. URL <https://arxiv.org/abs/2306.08068>.
- [27] S. M. Ali Eslami, Nicolas Heess, Theophane Weber, Yuval Tassa, David Szepesvari, Koray Kavukcuoglu, and Geoffrey E. Hinton. Attend, Infer, Repeat: Fast Scene Understanding with Generative Models. In *NeurIPS*, 2016. URL <https://proceedings.neurips.cc/paper/2016/hash/52947e0ade57a09e4a1386d08f17b656-Abstract.html>.
- [28] Klaus Greff, Raphaël Lopez Kaufman, Rishabh Kabra, Nick Watters, Christopher Burgess, Daniel Zoran, Loic Matthey, Matthew Botvinick, and Alexander Lerchner. Multi-Object Representation Learning with Iterative Variational Inference. In *ICML*, 2019. URL <https://arxiv.org/abs/1903.00450>.
- [29] Martin Engelcke, Adam R. Kosiorek, Oiwi Parker Jones, and Ingmar Posner. GENESIS: Generative Scene Inference and Sampling with Object-Centric Latent Representations. In *ICLR*, 2020. URL <https://openreview.net/forum?id=BkxfaTVFwH>.
- [30] Francesco Locatello, Dirk Weissenborn, Thomas Unterthiner, Aravindh Mahendran, Georg Heigold, Jakob Uszkoreit, Alexey Dosovitskiy, and Thomas Kipf. Object-Centric Learning with Slot Attention. In *NeurIPS*, 2020. URL <https://proceedings.neurips.cc/paper/2020/file/8511df98c02ab60aea1b2356c013bc0f-Paper.pdf>.
- [31] Maximilian Seitzer, Max Horn, Andrii Zadaianchuk, Dominik Zietlow, Tianjun Xiao, Carl-Johann Simon-Gabriel, Tong He, Zheng Zhang, Bernhard Schölkopf, Thomas Brox, and Francesco Locatello. Bridging the gap to real-world object-centric learning. In *ICLR*, 2023. URL https://openreview.net/forum?id=b9tUk-f_aG.
- [32] Ioannis Kakogeorgiou, Spyros Gidaris, Konstantinos Karantzas, and Nikos Komodakis. SPOT: Self-training with patch-order permutation for object-centric learning with autoregressive transformers. *CVPR*, 2024. URL <https://arxiv.org/abs/2312.00648>.
- [33] Sindy Löwe, Phillip Lippe, Francesco Locatello, and Max Welling. Rotating features for object discovery. *NeurIPS*, 36, 2024. URL <https://arxiv.org/abs/2306.00600>.
- [34] Andrii Zadaianchuk, Maximilian Seitzer, and Georg Martius. Object-centric learning for real-world videos by predicting temporal feature similarities. In *NeurIPS*, 2023. URL <https://arxiv.org/abs/2306.04829>.
- [35] Görkay Aydemir, Weidi Xie, and Fatma Güney. Self-supervised object-centric learning for videos. In *NeurIPS*, 2023. URL <https://arxiv.org/abs/2310.06907>.
- [36] Sébastien Bubeck, Varun Chandrasekaran, Ronen Eldan, Johannes Gehrke, Eric Horvitz, Ece Kamar, Peter Lee, Yin Tat Lee, Yuanzhi Li, Scott Lundberg, et al. Sparks of artificial general intelligence: Early experiments with GPT-4. *arXiv:2303.12712*, 2023. URL <https://arxiv.org/abs/2303.12712>.
- [37] Tsung-Yi Lin, Michael Maire, Serge J. Belongie, James Hays, Pietro Perona, Deva Ramanan, Piotr Dollár, and C. Lawrence Zitnick. Microsoft COCO: Common Objects in Context. In *ECCV*, 2014. URL <https://arxiv.org/abs/1405.0312>.

- [38] Mathilde Caron, Hugo Touvron, Ishan Misra, Hervé Jégou, Julien Mairal, Piotr Bojanowski, and Armand Joulin. Emerging Properties in Self-Supervised Vision Transformers. *ICCV*, 2021. URL <https://arxiv.org/abs/2104.14294>.
- [39] Justin Johnson, Bharath Hariharan, Laurens Van Der Maaten, Li Fei-Fei, C Lawrence Zitnick, and Ross Girshick. Clevr: A diagnostic dataset for compositional language and elementary visual reasoning. In *CVPR*, 2017. URL <https://arxiv.org/abs/1612.06890>.
- [40] Laurynas Karazija, Iro Laina, and Christian Rupprecht. ClevrTex: A Texture-Rich Benchmark for Unsupervised Multi-Object Segmentation. In *NeurIPS Track on Datasets and Benchmarks*, 2021. URL <https://arxiv.org/abs/2111.10265>.
- [41] Klaus Greff, Francois Belletti, Lucas Beyer, Carl Doersch, Yilun Du, Daniel Duckworth, David J. Fleet, Dan Gnanapragasam, Florian Golemo, Charles Herrmann, Thomas Kipf, Abhijit Kundu, Dmitry Lagun, Issam Laradji, Hsueh-Ti (Derek) Liu, Henning Meyer, Yishu Miao, Derek Nowrouzezahrai, Cengiz Oztireli, Etienne Pot, Noha Radwan, Daniel Rebain, Sara Sabour, Mehdi S. M. Sajjadi, Matan Sela, Vincent Sitzmann, Austin Stone, Deqing Sun, Suhani Vora, Ziyu Wang, Tianhao Wu, Kwang Moo Yi, Fangcheng Zhong, and Andrea Tagliasacchi. Kubric: A Scalable Dataset Generator. In *CVPR*, 2022. URL <https://arxiv.org/abs/2203.03570>.
- [42] Christopher P Burgess, Loic Matthey, Nicholas Watters, Rishabh Kabra, Irina Higgins, Matt Botvinick, and Alexander Lerchner. Monet: Unsupervised scene decomposition and representation. *arXiv:1901.11390*, 2019. URL <https://arxiv.org/abs/1901.11390>.
- [43] Zhixuan Lin, Yi-Fu Wu, Skand Vishwanath Peri, Weihao Sun, Gautam Singh, Fei Deng, Jindong Jiang, and Sungjin Ahn. SPACE: Unsupervised object-oriented scene representation via spatial attention and decomposition. *ICLR*, 2020. URL <https://arxiv.org/abs/2001.02407>.
- [44] Manuel Traub, Sebastian Otte, Tobias Menge, Matthias Karlbauer, Jannik Thuemmel, and Martin V. Butz. Learning what and where: Disentangling location and identity tracking without supervision. In *ICLR*, 2023. URL https://openreview.net/forum?id=NeDc-Ak-H_.
- [45] Gamaleldin Fathy Elsayed, Aravindh Mahendran, Sjoerd van Steenkiste, Klaus Greff, Michael Curtis Mozer, and Thomas Kipf. SAVi++: Towards End-to-End Object-Centric Learning from Real-World Videos. In *NeurIPS*, 2022. URL <https://openreview.net/forum?id=fT9W53LxNS>.
- [46] Gautam Singh, Yi-Fu Wu, and Sungjin Ahn. Simple Unsupervised Object-Centric Learning for Complex and Naturalistic Videos. In *NeurIPS*, 2022. URL <https://openreview.net/forum?id=eYfIM88MTUE>.
- [47] Linjie Yang, Yuchen Fan, and Ning Xu. Video instance segmentation. In *ICCV*, 2019. URL <https://arxiv.org/abs/1905.04804>.
- [48] Alexey Dosovitskiy, Lucas Beyer, Alexander Kolesnikov, Dirk Weissenborn, Xiaohua Zhai, Thomas Unterthiner, Mostafa Dehghani, Matthias Minderer, Georg Heigold, Sylvain Gelly, Jakob Uszkoreit, and Neil Houlsby. An Image is Worth 16x16 Words: Transformers for Image Recognition at Scale. In *ICLR*, 2021. URL <https://openreview.net/forum?id=YicbFdNTTy>.
- [49] Kaiming He, Xinlei Chen, Saining Xie, Yanghao Li, Piotr Dollár, and Ross Girshick. Masked Autoencoders are Scalable Vision Learners. In *CVPR*, 2022. URL <https://arxiv.org/abs/2111.06377>.
- [50] Xinlei Chen, Saining Xie, and Kaiming He. An Empirical Study of Training Self-Supervised Vision Transformers. *ICCV*, 2021. URL <https://arxiv.org/abs/2104.02057>.
- [51] Mahmoud Assran, Mathilde Caron, Ishan Misra, Piotr Bojanowski, Florian Bordes, Pascal Vincent, Armand Joulin, Michael G. Rabbat, and Nicolas Ballas. Masked Siamese Networks for Label-Efficient Learning. In *ECCV*, 2022. URL <https://arxiv.org/abs/2204.07141>.
- [52] Minyoung Huh, Pulkit Agrawal, and Alexei A Efron. What makes imagenet good for transfer learning? *arXiv:1608.08614*, 2016. URL <https://arxiv.org/abs/1608.08614>.

- [53] Jason Yosinski, Jeff Clune, Yoshua Bengio, and Hod Lipson. How transferable are features in deep neural networks? *NeurIPS*, 2014. URL <https://arxiv.org/abs/1411.1792>.
- [54] Andrew M Dai and Quoc V Le. Semi-supervised sequence learning. In *NeurIPS*, 2015. URL <http://arxiv.org/abs/1511.01432>.
- [55] Jacob Devlin, Ming-Wei Chang, Kenton Lee, and Kristina Toutanova. BERT: Pre-training of deep bidirectional transformers for language understanding. *arXiv:1810.04805*, 2019. URL <https://arxiv.org/abs/1810.04805>.
- [56] Alec Radford, Karthik Narasimhan, Tim Salimans, and Ilya Sutskever. Improving language understanding by generative pre-training. OpenAI Blog, 2018. URL https://cdn.openai.com/research-covers/language-unsupervised/language_understanding_paper.pdf.
- [57] Ting Chen, Simon Kornblith, Kevin Swersky, Mohammad Norouzi, and Geoffrey E Hinton. Big self-supervised models are strong semi-supervised learners. *NeurIPS*, 33, 2020. URL <https://arxiv.org/abs/2006.10029>.
- [58] Alexander Kirillov, Eric Mintun, Nikhila Ravi, Hanzi Mao, Chloe Rolland, Laura Gustafson, Tete Xiao, Spencer Whitehead, Alexander C. Berg, Wan-Yen Lo, Piotr Dollár, and Ross Girshick. Segment anything. In *ICCV*, 2023. URL <https://arxiv.org/abs/2304.02643>.
- [59] Jeremy Howard and Sebastian Ruder. Universal language model fine-tuning for text classification. In *Annual Meeting of the Association for Computational Linguistics (ACL)*, 2018. URL <https://arxiv.org/abs/1801.06146>.
- [60] Chi Sun, Xipeng Qiu, Yige Xu, and Xuanjing Huang. How to fine-tune BERT for text classification? In *Chinese computational linguistics: 18th China national conference, CCL 2019*, 2019. URL <https://arxiv.org/abs/1905.05583>.
- [61] Yichu Zhou and Vivek Srikumar. A closer look at how fine-tuning changes BERT. *arXiv:2106.14282*, 2021. URL <https://arxiv.org/abs/2106.14282>.
- [62] Zhiqiang Shen, Zechun Liu, Jie Qin, Marios Savvides, and Kwang-Ting Cheng. Partial is better than all: Revisiting fine-tuning strategy for few-shot learning. In *AAAI*, 2021. URL <https://arxiv.org/abs/2102.03983>.
- [63] Adrian Ziegler and Yuki M. Asano. Self-supervised learning of object parts for semantic segmentation. *CVPR*, 2022. URL <https://arxiv.org/abs/2204.13101>.
- [64] Andrii Zadaianchuk, Matthaeus Kleindessner, Yi Zhu, Francesco Locatello, and Thomas Brox. Unsupervised Semantic Segmentation with Self-supervised Object-centric Representations. In *ICLR*, 2023. URL https://openreview.net/forum?id=1_jFneF07YC.
- [65] Mark Hamilton, Zhoutong Zhang, Bharath Hariharan, Noah Snavely, and William T. Freeman. Unsupervised Semantic Segmentation by Distilling Feature Correspondences. In *ICLR*, 2022. URL <https://openreview.net/forum?id=SaK06z6Hl0c>.
- [66] Mohammadreza Salehi, Efstratios Gavves, Cees G.M. Snoek, and Yuki M. Asano. Time does tell: Self-supervised time-tuning of dense image representations. In *ICCV*, 2023. URL <https://arxiv.org/abs/2308.11796>.
- [67] Narek Tumanyan, Assaf Singer, Shai Bagon, and Tali Dekel. Dino-tracker: Taming dino for self-supervised point tracking in a single video. *arXiv:2403.14548*, 2024. URL <https://arxiv.org/abs/2403.14548>.
- [68] Hugo Larochelle, Dumitru Erhan, and Yoshua Bengio. Zero-data learning of new tasks. In *AAAI*, 2008. URL <https://dl.acm.org/doi/10.5555/1620163.1620172>.
- [69] Andrea Dittadi, Samuele S Papa, Michele De Vita, Bernhard Schölkopf, Ole Winther, and Francesco Locatello. Generalization and robustness implications in object-centric learning. In *ICML*, 2022. URL <https://arxiv.org/abs/2107.00637>.

- [70] Yafei Yang and Bo Yang. Promising or Elusive? Unsupervised Object Segmentation from Real-world Single Images. In *NeurIPS*, 2022. URL <https://openreview.net/forum?id=DzPWTwfbY5d>.
- [71] M. Everingham, L. Van Gool, C. K. I. Williams, J. Winn, and A. Zisserman. The PASCAL Visual Object Classes Challenge 2012 (VOC2012), 2012. URL <http://www.pascal-network.org/challenges/VOC/voc2012/workshop/index.html>.
- [72] Qi Lu, Jason Kuen, Shen Tiancheng, Gu Jiuxiang, Guo Weidong, Jia Jiaya, Lin Zhe, and Yang Ming-Hsuan. High-quality entity segmentation. In *ICCV*, 2023. URL <https://arxiv.org/abs/2211.05776>.
- [73] William M Rand. Objective criteria for the evaluation of clustering methods. *Journal of the American Statistical association*, 1971. URL <https://www.jstor.org/stable/2284239>.
- [74] Lawrence Hubert and Phipps Arabie. Comparing partitions. *Journal of classification*, 1985. URL <https://link.springer.com/article/10.1007/BF01908075>.
- [75] Jordi Pont-Tuset, Pablo Arbeláez, Jonathan T. Barron, Ferran Marques, and Jitendra Malik. Multiscale Combinatorial Grouping for Image Segmentation and Object Proposal Generation. *IEEE Transactions on Pattern Analysis and Machine Intelligence*, 2017. URL <https://ieeexplore.ieee.org/document/7423791>.
- [76] Alexander Kirillov, Kaiming He, Ross Girshick, Carsten Rother, and Piotr Dollár. Panoptic segmentation. In *CVPR*, 2019. URL <https://arxiv.org/abs/1801.00868>.
- [77] Ilya Loshchilov and Frank Hutter. Sgdr: Stochastic gradient descent with warm restarts. In *ICLR*, 2017. URL <https://arxiv.org/abs/1608.03983>.
- [78] Jaesik Yoon, Yi-Fu Wu, Heechul Bae, and Sungjin Ahn. An investigation into pre-training object-centric representations for reinforcement learning. In *ICML*, 2023. URL <https://arxiv.org/abs/2302.04419>.
- [79] Jean-Bastien Grill, Florian Strub, Florent Altch'e, Corentin Tallec, Pierre H. Richemond, Elena Buchatskaya, Carl Doersch, Bernardo Ávila Pires, Zhaohan Daniel Guo, Mohammad Gheshlaghi Azar, Bilal Piot, Koray Kavukcuoglu, Rémi Munos, and Michal Valko. Bootstrap your own latent: A new approach to self-supervised learning. In *NeurIPS*, 2020. URL <https://arxiv.org/abs/2006.07733>.
- [80] Bharath Hariharan, Pablo Arbeláez, Lubomir Bourdev, Subhransu Maji, and Jitendra Malik. Semantic contours from inverse detectors. In *ICCV*, 2011. URL <https://ieeexplore.ieee.org/document/6126343>.
- [81] Angela Dai, Angel X. Chang, Manolis Savva, Maciej Halber, Thomas Funkhouser, and Matthias Nießner. ScanNet: Richly-annotated 3d reconstructions of indoor scenes. In *CVPR*, 2017. URL <https://arxiv.org/abs/1702.04405>.
- [82] Berk Calli, Aaron Walsman, Arjun Singh, Siddhartha Srinivasa, Pieter Abbeel, and Aaron M. Dollar. Benchmarking in manipulation research: Using the Yale-CMU-Berkeley object and model set. *IEEE Robotics & Automation Magazine*, 2015. URL <https://ieeexplore.ieee.org/document/7254318>.

APPENDIX

A Additional Experiments

A.1 Zero-Shot Benchmark

We show additional results complementary to the results in the main part. Figure A.1 shows benchmark results in terms of varying models, training data distribution, and training dataset size, but with the mBO metric instead of the FG-ARI metric. The results largely mirror those in Fig. 1; it can be seen that DINOSAUR generally has worse mBO than SPOT and SlotDiffusion, whereas with FG-ARI, this trend is reversed.

Figure A.2 shows the data scaling behavior of our FT-DINOSAUR method trained on different subsets of the COCO dataset, showing performance on the individual datasets in Fig. A.2a, and comparing the aggregated performance to DINOSAUR in Fig. A.2b. While DINOSAUR is better in the very-low sample regime (less than 5 000 samples), FT-DINOSAUR overall shows better scaling behavior. In particular, FT-DINOSAUR exhibits a slightly upward trending scaling curve for OOD evaluation with FG-ARI; while the effect is too weak to conclude that FT-DINOSAUR scales well with data, it would be interesting to extend this experiment to include 1–2 magnitudes more data.

A.2 Object-Centric Finetuning

Targets from EMA teacher We can also frame our setup as a variant of the student-teacher framework common in self-supervised methods [2, 38, 79]. There, the weights of the teacher model are continuously updated from the student’s weights through an exponential moving average (EMA), with a momentum parameter $\tau \in [0, 1]$ controlling the speed of adaptation. Through this lens, our approach uses $\tau = 1$, corresponding to not updating the teacher. This view suggests to use $\tau < 1$ to improve the targets throughout training.

Table A.1: Analysis of targets. τ is the momentum for teacher updates.

| τ | FG-ARI | mBO |
|--------|--------|------|
| 0 | 0.09 | 13.6 |
| 0.999 | 23.6 | 16.4 |
| 0.9999 | 37.8 | 21.0 |
| 1 | 48.5 | 30.7 |

In Tab. A.1, we analyze the effect of introducing student-teacher style EMA updates. Directly using the features of the student as the targets ($\tau = 0$) leads to collapse, as reported previously [31]. With momentum updates, we still find a high value for τ to be necessary to stabilize training. Using fixed targets ($\tau = 1$) gives the best results. We speculate this is because there is no missing information in the auto-encoder setup, leading to a gradual loss of information.

Analysis of Finetuned Features In Fig. A.3, we show additional examples for visualizing the PCA on the finetuned features compared to DINOv2 features (similar to Fig. 3). Similar to the discussion in Sec. 4.2, we find that after finetuning, the encoder features are noticeably more object-centric. For example, in the first and last examples, DINOv2 features show a part-based split of the shown persons in the dominant PCA components; the finetuned features highlight the whole persons better.

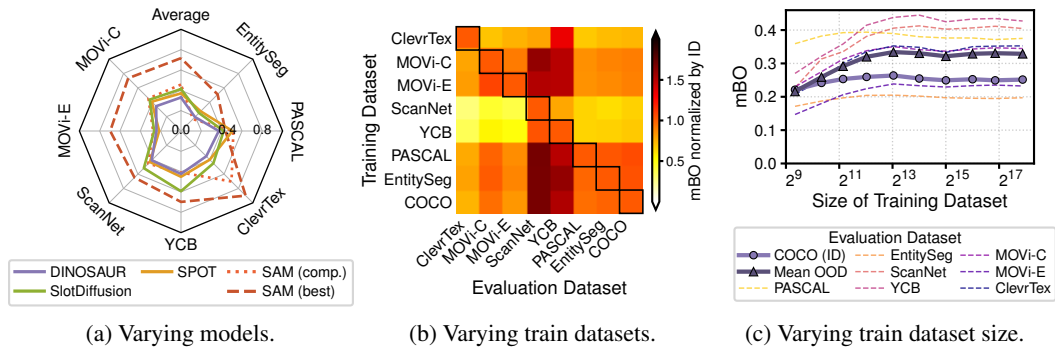
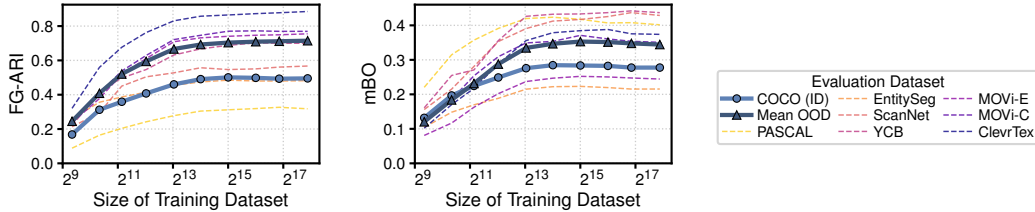
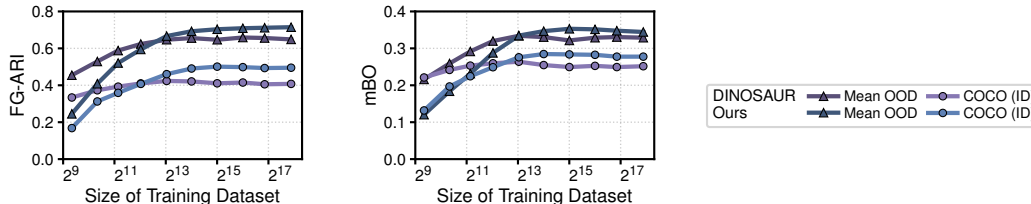


Figure A.1: Evaluating zero-shot transfer of object-centric representations. Corresponds to Fig. 1, but shows mBO instead of FG-ARI.



(a) Scaling behavior of FT-DINOSAUR, showing OOD performance on individual datasets.



(b) Scaling behavior of FT-DINOSAUR vs. DINOSAUR.

Figure A.2: Scaling behaviour of FT-DINOSAUR on trained on differently sized subsets of COCO. Our method uses a ViT-S/14 with DINOv2 with finetuning, but no top-k decoding and hi-res adaptation.

In the second example, DINOv2 features group semantic instances (human) together in the dominant components; after finetuning, the features clearly split the persons. However, note that is not necessary that the features highlight the instances in the dominant components to derived an instance-based grouping; in all examples, the masks discovered by DINOSAUR (last column) feature a correct instance split (while also splitting further into parts in the last two examples). This may be because the necessary information for the correct split is contained in the less dominant components of the features (e.g. in PCA dimensions 4–6). However, we conjecture that the finetuned features simplify the grouping task for slot attention, leading to better and more consistent object discovery.

A.3 Evaluation

We include the following additional results for the evaluation of FT-DINOSAUR conducted in [Sec. 5](#) of the main paper:

- **Finetuning In-Distribution ([Sec. 5.1](#)):** we show the numeric values corresponding to [Fig. 4](#) in the main part in [Tab. A.2](#). This table also shows the results for the in-distribution vs. zero-shot comparison in [Fig. 5](#).
- **Extended Comparison To Prior Work on Real-World Object-Centric Learning ([Sec. 5.2](#)):** we conduct an extended comparison to prior work for real-world object-centric learning on the COCO dataset in [Tab. A.3](#).
- **Zero-Shot Evaluation ([Sec. 5.3](#)):** we show the full results over all datasets of the zero-shot benchmark, corresponding to [Fig. 1a](#) and [Fig. 6](#) in the main part in [Tab. A.4](#).

B Limitations

The proposed zero-shot benchmark and FT-DINOSAUR model have several limitations that we cover in this section.

B.1 Benchmark Limitations

While our benchmark focuses on a broad range of datasets, including fully OOD images from synthetic data like CLEVRTEX, and open-world natural images from the ENTITYSEG dataset, object-centric representation could also be extracted from non-natural domains such as medical, microscopy, or satellite imagery. Thus, extending our benchmark to include such domains to evaluate zero-shot transfer performance is an interesting future direction. Furthermore, in our current benchmark,

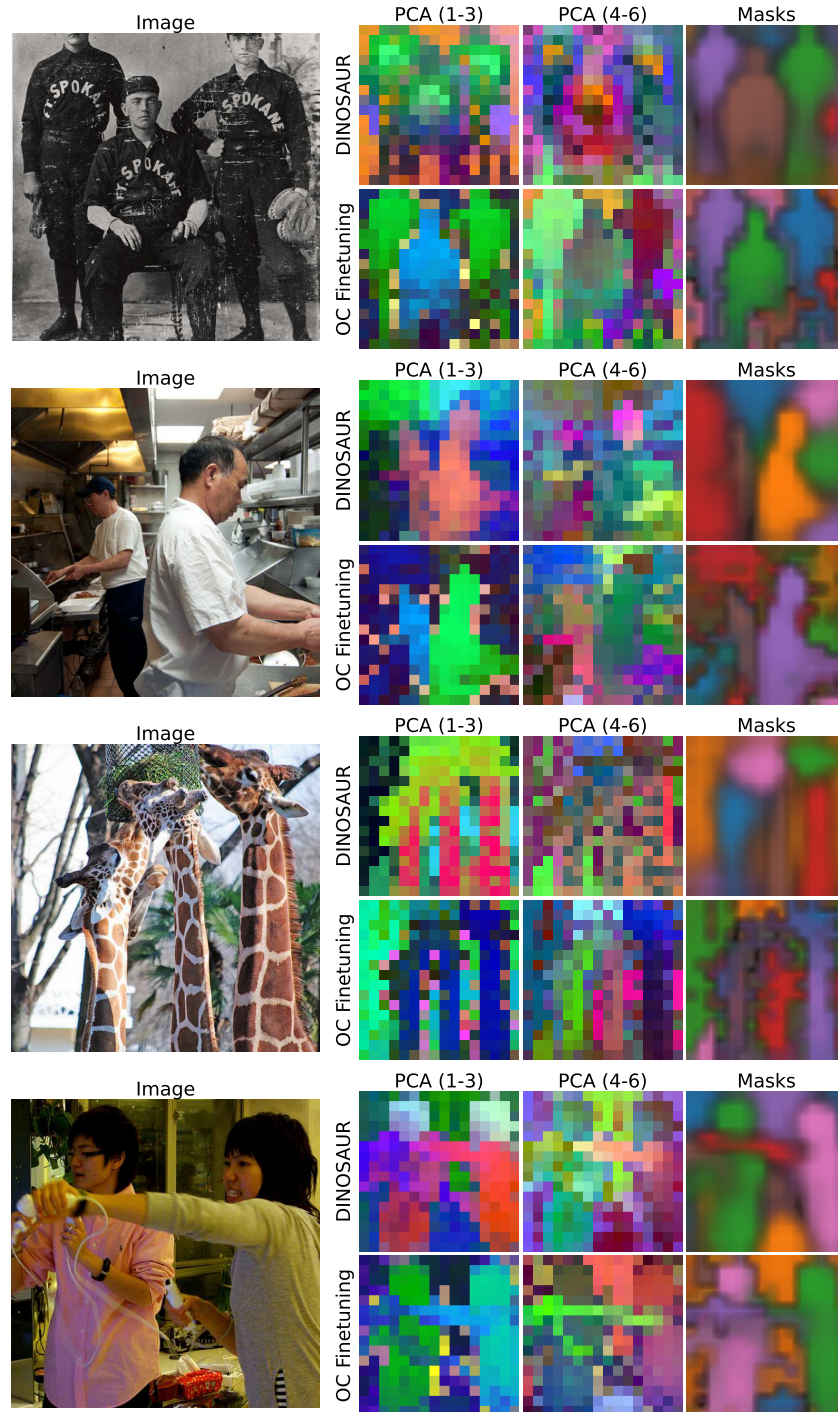


Figure A.3: Visualization of encoder features in DINOSAUR (frozen DINOv2 features) and for encoder features adapted with object-centric finetuning, similar to Fig. 3 in the main paper. The second column shows 1st to 3rd PCA components, and the third column shows 4th to 6th PCA components grouped in one image by using different RGB channels. The last column shows object discovery masks by each method.

Table A.2: Evaluation of adding *finetuning* to DINOSAUR when training *in-distribution*, using a ViT-S/14 DINOv2 backbone. Finetuning shows strong performance improvements on all eight datasets. We also show zero-shot transfer when finetuning on COCO, which performs comparable or better to training in-distribution on 5 out of 7 datasets. Results corresponding to experiment in Fig. 4 in the main paper.

| | Movi-C | | Movi-E | | SCANNET | | YCB | |
|------------------|--------|------|--------|------|---------|------|--------|------|
| | FG-ARI | mBO | FG-ARI | mBO | FG-ARI | mBO | FG-ARI | mBO |
| DINOSAUR | 63.1 | 33.3 | 74.0 | 25.5 | 52.8 | 38.8 | 67.5 | 28.9 |
| +Finetuning | 71.9 | 36.8 | 82.0 | 28.1 | 63.8 | 43.8 | 71.1 | 27.5 |
| Zero-shot (COCO) | 76.4 | 34.9 | 75.1 | 24.5 | 55.4 | 42.8 | 69.9 | 44.4 |

| | CLEVRTEX | | PASCAL VOC | | ENTITYSEG | | COCO | |
|------------------|----------|------|------------|------|-----------|------|--------|------|
| | FG-ARI | mBO | FG-ARI | mBO | FG-ARI | mBO | FG-ARI | mBO |
| DINOSAUR | 91.3 | 40.1 | 26.2 | 40.1 | 43.0 | 19.6 | 42.4 | 29.4 |
| +Finetuning | 95.8 | 40.1 | 29.7 | 40.8 | 45.7 | 20.9 | 48.5 | 30.7 |
| Zero-shot (COCO) | 87.5 | 38.2 | 31.7 | 40.4 | 47.7 | 21.8 | 48.5 | 30.7 |

Table A.3: Extended comparison of our method (FT-DINOSAUR) to prior work on the COCO dataset, corresponding to Tab. 2 in the main paper. For our proposed approach, we average results across 5 seeds for FT-DINOSAUR, ViT-S/14 and across 3 seeds for FT-DINOSAUR, ViT-B/14. Results marked with † are from evaluating official checkpoints; results marked with * are taken from the respective papers. Supervised models (SAM) colored in gray.

| Model | FG-ARI | mBO | P-ARI | PQ |
|----------------------------|-------------|-------------|-------------|-------------|
| Slot Attention [30], [23]* | 21.4 | 17.2 | | |
| SLATE [22], [23]* | 32.5 | 29.1 | | |
| DINOSAUR (MLP Dec.) [31] | 40.5 | 27.7 | 37.1 | 14.4 |
| DINOSAUR (TF. Dec.)* [31] | 34.1 | 31.6 | | |
| Stable-LSD* [24] | 35.0 | 30.4 | | |
| SlotDiffusion† [23] | 37.3 | 31.4 | 47.6 | 21.0 |
| SPOT † [32] | 37.0 | 34.8 | 52.4 | 21.3 |
| FT-DINOSAUR, ViT-S/14 | 46.6 | 35.6 | 49.7 | 23.5 |
| FT-DINOSAUR, ViT-B/14 | 48.8 | 36.3 | 49.4 | 23.9 |
| SAM (comp.)† [58] | 12.1 | 19.0 | 10.8 | 9.4 |
| SAM (best.)† [58] | 44.9 | 56.9 | 54.4 | 10.9 |

we focus only on unsupervised scene decomposition and object discovery. Although this provides valuable insights into the models’ localization abilities, it does not fully evaluate the content of the learned representations. Hence, the benchmark could be extended by incorporating additional downstream tasks, such as object category and attribute prediction.

B.2 Model Limitations

Even though FT-DINOSAUR brings large improvements over DINOSAUR, the model still exhibits problems with certain types of scenes. In Fig. B.4, we show several examples of such failure cases, grouped into modes of failure. Two typical categories of failure are the overgrouping of semantically-related objects (Fig. B.4a), and the split of objects into parts (Fig. B.4b). Both problems are primarily caused by the model using the wrong number of slots. But note that even having access to the “correct” number of slots per image can not resolve all problems, as the model may still allocate the slots in undesirable ways. Consider the last example in Fig. B.4a: here, the model could correctly split the two persons into individual slots if the motorbike is grouped as one object instead of as parts. A third category of failure broadly stems from difficult or unusual images (Fig. B.4c): for example, grouping tiny objects together with the background (cars on bridge); incorrect 3D inference due to unusual

Table A.4: Per-dataset zero-shot performance, corresponding to Fig. 6 in the main paper. All unsupervised object-centric methods (DINOSAUR, SlotDiffusion, SPOT, FT-DINOSAUR) are trained on the COCO dataset. Furthermore, we compare with the supervised Segment Anything model (SAM). Average is computed as a weighted average normalizing using the size of the evaluation datasets (cf. Tab. E.6). Results marked † are from evaluating official checkpoints. Supervised models (SAM) colored in gray.

| | Movi-C | | Movi-E | | SCANNET | | YCB | |
|----------------------------|-------------|-------------|-------------|-------------|-------------|-------------|-------------|-------------|
| | FG-ARI | mBO | FG-ARI | mBO | FG-ARI | mBO | FG-ARI | mBO |
| DINOSAUR [31] | 67.0 | 34.5 | 71.1 | 24.2 | 57.4 | 40.8 | 60.2 | 42.2 |
| SlotDiffusion† [23] | 66.9 | 43.6 | 67.6 | 26.4 | 52.0 | 51.7 | 62.5 | 59.2 |
| SPOT † [32] | 63.0 | 40.8 | 47.8 | 21.5 | 48.6 | 43.2 | 52.9 | 45.1 |
| FT-DINOSAUR (ViT-S/14) | 71.3 | 44.2 | 71.1 | 29.9 | 54.8 | 48.4 | 67.4 | 54.5 |
| FT-DINOSAUR (ViT-B/14) | 73.3 | 42.9 | 69.7 | 27.9 | 55.8 | 48.6 | 70.1 | 54.1 |
| SAM (<i>comp.</i>)† [58] | 57.6 | 45.3 | 38.5 | 27.4 | 45.8 | 45.5 | 46.9 | 40.9 |
| SAM (<i>best.</i>)† [58] | 79.7 | 73.5 | 84.7 | 69.7 | 62.2 | 64.7 | 69.4 | 69.8 |

| | CLEVRTEX | | PASCAL VOC | | ENTITYSEG | | Average | |
|----------------------------|-------------|-------------|-------------|-------------|-------------|-------------|-------------|-------------|
| | FG-ARI | mBO | FG-ARI | mBO | FG-ARI | mBO | FG-ARI | mBO |
| DINOSAUR [31] | 82.5 | 35.2 | 24.0 | 37.2 | 43.5 | 19.4 | 65.2 | 33.0 |
| SlotDiffusion† [23] | 77.0 | 45.0 | 21.1 | 42.0 | 43.7 | 25.1 | 62.6 | 41.3 |
| SPOT † [32] | 63.3 | 40.0 | 21.2 | 50.6 | 41.7 | 27.4 | 53.0 | 37.0 |
| FT-DINOSAUR (ViT-S/14) | 86.0 | 50.1 | 24 | 37.6 | 48.1 | 28.4 | 67.8 | 42.5 |
| FT-DINOSAUR (ViT-B/14) | 83.9 | 45.9 | 25.9 | 37.8 | 49.7 | 29.0 | 68.0 | 40.8 |
| SAM (<i>comp.</i>)† [58] | 82.9 | 70.3 | 31.0 | 51.5 | 25.9 | 16.5 | 53.5 | 45.7 |
| SAM (<i>best.</i>)† [58] | 94.0 | 90.0 | 31.1 | 64.2 | 53.4 | 51.0 | 76.1 | 73.2 |

camera perspective (rail and light post); sub-optimal decompositions in OOD scenes (grass stalk in forest, sand patterns).

How could the failure modes regarding overgrouping and oversplitting be resolved? First, like all slot attention/DINOSAUR-based methods, FT-DINOSAUR decomposes the scene into a fixed number of regions/objects. However, especially on real-world images, the number of objects varies significantly from image to image. Therefore, it is important to develop methods that infer a suitable number of objects for an image; however, further innovations are needed to deal with the slot allocation problem we have alluded to before. Second, unsupervised scene decomposition is inherently an ill-defined task on real-world data as scenes can be split in numerous ways (cf. Figs. B.4a and B.4b). Thus, predicting only a single set of masks might ultimately be insufficient. Instead, it may be beneficial to model the full *part-whole hierarchy*, producing various decompositions of different granularity. Such models could further allow *control* over the level of granularity through external conditioning variables or text. However, the examples in Figs. B.4a and B.4b also demonstrate the limitations of current evaluation techniques. Arguably, these are not failures of the model, but are treated as such by the evaluation metrics. This is because current datasets have annotations that prescribe a single ground truth labeling for each image. Instead, datasets should be annotated with multi-level labelings, e.g. by including parts of objects, or further splitting the background into specific elements (e.g. splitting the background "tree" class into particular trees). To evaluate methods that model the full part-whole hierarchy, such annotations even become a necessity.


C Method Details

C.1 Improved Hyperparameters


As discussed in Sec. 4.1 in the main paper, we found an improved set of hyperparameters that work well for finetuning the pre-trained ViT encoder. We split these into general hyperparameters (G-HPs), affecting all modules of the model, and encoder hyperparameters (E-HPs), only affecting the



(a) Joining semantically-related objects together.



(b) Splitting objects into parts.



(c) Complex or unusual images: (1) tiny objects, (2) incorrect 3D inference, (3, 4) OOD scenes.

Figure B.4: Failure modes of FT-DINOSAUR. We show typical failure cases grouped into three categories: (a) joining semantically related objects into a single object; (b) splitting objects into parts; and (c) incorrect decomposition of complex or unusual scenes. Note that the model’s decompositions in (a) and (b) arguably are correct but do not correspond to the labeling prescribed by the ground truth annotations; without knowledge of the intended downstream task, the “correct” grouping is ambiguous. We use the model from Tab. 2; it uses a ViT-B/14 encoder with hi-res adaptation and is trained on the COCO dataset. All images show zero-shot predictions on the ENTITYSEG dataset.

finetuning of the encoder (see also Tab. C.5). We ablate the effect of these groups of hyperparameters in Tab. 1 in the main paper.

The general hyperparameter changes are as follows:

- Increasing *batch size* from 64 to 128.
- Decreasing *base learning rate* from 0.0004 to 0.0003.
- Switching from an exponential decay *learning rate schedule* to a cosine schedule.
- Lowering *gradient clipping* from 1.0 to 0.1.

The hyperparameter for encoder finetuning are as follows:

- Lowering the *base learning rate* for the encoder by a factor of 0.5 from 0.0003 to 0.00015.
- Introducing *blockwise learning rate decay* with a decay rate of 0.85.
- Adding *weight decay* of 0.01 to the encoder parameters in conjunction with the AdamW optimizer.

Note that these changes resulted from a joined hyperparameter search over all individual hyperparameters and it is highly likely that (1) not all of these parameters changes are necessary, and (2) an even better set of hyperparameters can be found.

C.2 Top-K Decoding

We first describe the MLP decoder from Seitzer et al. [31]. For N patches and K slots, the MLP decoder produces a reconstruction $\hat{\mathbf{y}} \in \mathbb{R}^{N \times K \times D}$, as well as an alpha mask $\alpha \in \mathbb{R}^{N \times K}$ that shows how active each slot is at each patch. The final reconstruction $\mathbf{y} \in \mathbb{R}^{N \times D}$ is then given by taking a weighted average over the slots, that is, the reconstruction \mathbf{y}_i for patch i is given by

$$\mathbf{y}_i = \sum_{\kappa=1}^K \hat{\mathbf{y}}_{i,\kappa} \odot \mathbf{m}_{i,\kappa}, \quad \mathbf{m}_{i,\kappa} = \left(\underset{j}{\text{softmax}} \alpha_{i,j} \right)_{\kappa}. \quad (1)$$

With **top-k decoding**, we only take the $k \in \mathcal{K}_i$ most active slots into account for each patch i , as determined by the slot attention mask $\mathbf{a} \in [0, 1]^{N \times K}$:

$$\mathbf{y}_i = \sum_{\kappa \in \mathcal{K}_i} \hat{\mathbf{y}}_{i,\kappa} \odot \mathbf{m}_{i,\kappa}, \quad \mathbf{m}_{i,\kappa} = \left(\underset{j \in \mathcal{K}_i}{\text{softmax}} \alpha_{i,j} \right)_{\kappa}, \quad \mathcal{K}_i = \text{topk}(\mathbf{a}_i, k), \quad (2)$$

where $\text{topk}(\mathbf{x}, k) = \arg \max_{I \subseteq \{1, \dots, n\}; |I|=k} \sum_{i \in I} \mathbf{x}_i$ is the function that selects the indices of the k highest values of the vector $\mathbf{x} \in \mathbb{R}^n$. In practice, we can efficiently implement the decoding step by first broadcasting slots to patches and adding the positional encoding, then packing the top-k slots for each position together using a gather operation, directly resulting in reconstructions $\hat{\mathbf{y}} \in \mathbb{R}^{N \times k}$ and alpha masks $\alpha \in \mathbb{R}^{N \times k}$.

D Methods & Hyperparameters

DINOSAUR [31] DINOSAUR introduced the idea of applying slot attention on a pre-trained encoder and training the model by reconstructing the features of this pre-trained encoder. This also forms the base of our proposed approach. In DINOSAUR, the encoder is kept fixed while the slot attention and the decoder modules are trainable. While the original paper considers two kinds of decoders — (1) Transformer Decoder and (2) MLP decoder — in this work we mainly compare against DINOSAUR with the MLP decoder. We consider two variants of DINOSAUR, using DINO [38] and DINOv2 [2] pre-trained backbones respectively. We list the hyperparameters used for DINOSAUR in Table C.5 (first column).

FT-DINOSAUR Our method is implemented upon DINOSAUR and thus shares low-level implementation details. In Table C.5, we list the hyperparameters for the following models mentioned in Sec. 4 and listed in Table 1: (1) DINOSAUR + Training from Random Init., (2) DINOSAUR + FT w/G-HP’s, (3) DINOSAUR + FT w/G-HP’s & E-HP’s, (4) DINOSAUR + FT, + Top-k, + High-Res. Finetuning.

Table C.5: Hyperparameters for the DINO SAUR and FT-DINO SAUR models displayed in Tab. 1. The second column (DINO SAUR +Enc. Train (random init.)) also lists hyperparameters for training with random encoder initialization, as discussed in Sec. 4.1. Results in Fig. 4 use the settings in the fourth column (DINO SAUR +FT w/G-HP’s w/E-HP’s). Results in Tab. 2 and Fig. 6 use the settings in the last column, but with a ViT-B/14 encoder. See also App. C.1 for a concise description of the improved hyperparameters for finetuning (G-HP’s and E-HP’s).

| Models | | DINO SAUR | DINO SAUR +Enc. Train (random init.) | DINO SAUR +FT. w/G-HP’s | DINO SAUR +FT w/G-HP’s w/E-HP’s | DINO SAUR +FT +Top-k +High-Res. |
|-------------------|--|---------------------|--|-------------------------------|--|--|
| Training Steps | | 300k | 300k | 300k | 300k | 10k |
| Batch Size | | 64 | 128 | 128 | 128 | 64 |
| Image/Crop Size | | 224 | 224 | 224 | 224 | 518 |
| Cropping Strategy | | Random | Random | Random | Random | Random |
| Augmentations | | – | – | – | – | – |
| Image Tokens | | 784/256 | 256 | 256 | 256 | 1369 |
| LR | LR Warmup Steps | 10000 | 10000 | 10000 | 10000 | 333 |
| | Base LR (Total LR = Base LR · $\sqrt{\frac{\text{Batch Size}}{64}}$) | 0.0004 | 0.0003 | 0.0003 | 0.0003 | 0.0001 |
| | Exp. Decay Half-Life | 100k | 100k | 100k | 100k | 10k |
| | Schedule | Exponential | Cosine | Cosine | Cosine | Cosine |
| Encoder LR | Blockwise LR | ✗ | ✓ | ✗ | ✓ | ✓ |
| | LR Factor (Total LR = $\frac{\text{Base LR}}{\text{Encoder LR Factor}} \cdot \sqrt{\frac{\text{Batch Size}}{64}}$) | ✗ | 0.5 | ✗ | 0.5 | 0.5 |
| | Layerwise LR Decay Factor (η) ($\text{LR}_{\text{layer } 1} = \eta \cdot \text{LR}_{\text{layer } 1+1}$) | ✗ | 0.85 | ✗ | 0.85 | 0.85 |
| | Weight Decay | ✗ | 0.01 | ✗ | 0.01 | 0.01 |
| Encoder | Type | ViT-B/16 / ViT-S/14 | ViT-S/14 | ViT-S/14 | ViT-S/14 | ViT-S/14 |
| | Pre-training | DINO/DINOv2 | – | DINOv2 | DINOv2 | DINOv2 |
| | Patch Size | 16/14 | 14 | 14 | 14 | 14 |
| | Feature Dim. D_{feat} | 768/384 | 384 | 384 | 384 | 384 |
| | Gradient Norm Clipping | 1.0 | 0.1 | 0.1 | 0.1 | 0.1 |
| Target Encoder | Type | ViT-B/16 / ViT-S/14 | ViT-S/14 | ViT-S/14 | ViT-S/14 | ViT-S/14 |
| | Pre-training | DINO/DINOv2 | DINOv2 | DINOv2 | DINOv2 | DINOv2 |
| Slot Attention | Slots | 7 | 7 | 7 | 7 | 7 |
| | Iterations | 3 | 3 | 3 | 3 | 3 |
| | Slot Dim. D_{slots} | 256 | 256 | 256 | 256 | 256 |
| | MLP Hidden Dim. | 1024 | 1024 | 1024 | 1024 | 1024 |
| Decoder | Type | MLP | MLP | MLP | MLP | MLP |
| | Layers | 4 | 4 | 4 | 4 | 4 |
| | MLP Hidden Dim. | 2048 | 2048 | 2048 | 2048 | 2048 |
| | Top-k | ✗ | ✗ | ✗ | ✗ | 3 |

While the models listed in Table Tab. C.5 all use DINOv2 with the ViT-S/14 backbone, the same hyperparameters are applicable for models using ViT-B/16 and ViT-B/14 backbones as well. For training our model, we use a single A100 GPU per run. Each training run of the proposed finetuning approach requires 2–3 days of training.

SlotDiffusion [23] SlotDiffusion utilizes a latent diffusion model as the decoder. The specific variant of the SlotDiffusion model which we consider here is the one which uses a pretrained DINO encoder (ViT-B/16) to encode the images similar to DINOSAUR. We use the pre-trained checkpoint released by the authors² for all the comparisons in this work.

SPOT [32] SPOT uses a two-stage training procedure. In the first stage, a DINOSAUR model is trained similar to Seitzer et al. [31]. In the second stage, a student-teacher setup is employed, where the model trained from the first stage acts as a teacher and the student is a new model. During this stage, the model is trained with two objectives: (1) a feature reconstruction loss, where the targets come from the teacher, and (2) an attention distillation loss, where the teacher’s attention masks from slot attention are distilled into the student. Moreover, SPOT uses a Transformer encoder as opposed to an MLP decoder. Similar to SlotDiffusion, for SPOT, also we use a pre-trained checkpoint released by the authors³ for the evaluations in this work. The pre-trained checkpoint uses a ViT-B/16 encoder initialized with DINO weights.

Segment Anything [58] The Segment Anything model (SAM) is a large foundation model for object detection and segmentation trained supervised. It has three stages of training: (1) a manual stage, where the model is trained using 120k images annotated with 4.3M masks obtained from human labelers; (2) a semi-automatic stage, where the model is trained on 180k annotated with 5.9M masks partly annotated by human labelers and partly annotated by itself; and (3) a fully automatic stage, where the model is trained on 11M images with 1.1B masks annotated by the model itself. We consider 2 variants of SAM: *comp.* (Comparable) and *best.* Note that SAM includes an IoU prediction MLP which outputs an estimated IoU for each predicted mask. For the *comp.* variant, we use the ViT-Base model considering the top K masks by predicted IoU, where the value of K is based on the optimal number of objects for each dataset as listed in Tab. E.6. For the *best* variant, we use the ViT-Huge model keeping all masks above a IoU threshold τ . We evaluated values for $\tau \in \{0.9, 0.95, 0.99\}$ and found that $\tau = 0.9$ works best across all datasets.

For inference, we use a single A100 GPU for each of the baselines and the proposed approach.

E Datasets

This section gives a detailed description of the datasets that comprise the introduced zero-shot benchmark for object-centric representation learning (Sec. 3.1). The benchmark consists of 8 different datasets, ranging from synthetic to real-world scenes. See also Tab. E.6 for an overview over the number of images per dataset.

COCO [37] This dataset contains complex images containing real-world objects in their natural context. For training, we use the COCO 2017 dataset which consists of 118 287 images. For evaluation, we use 5 000 images from the validation sets. Similar to Seitzer et al. [31], we use instance masks to evaluate object discovery. Additionally, we also add the task of panoptic segmentation to our evaluation suite for the COCO dataset, using the panoptic labeling provided by Kirillov et al. [76]. Panoptic segmentation combines the task of instance segmentation, which requires the model to segment each object/foreground/thing instance, and semantic segmentation, which requires the model to segment each background/stuff class. The metrics we use for measuring panoptic segmentation are panoptic ARI and panoptic quality (see App. F). Following Seitzer et al. [31], we evaluate square center crops, where the input images are resized to 224×224 pixels, and the target masks are resized to 320×320 pixels.

ENTITYSEG [72] This dataset consists of complex real world images spanning a diverse range of entities. In contrast to COCO, ENTITYSEG is an open-world dataset and does not have a pre-defined

²<https://github.com/Wuziyi616/SlotDiffusion>

³<https://github.com/gkakogeorgiou/spot>

Table E.6: Number of images per dataset and the used number of slots for training and evaluating on each dataset.

| Dataset | Num. Images | Num. Slots |
|----------------------------|-------------|------------|
| COCO 2017 train | 118 287 | 7 |
| COCO 2017 validation | 5 000 | 7 |
| ENTITYSEG train | 31 789 | 7 |
| ENTITYSEG validation | 1 498 | 7 |
| PASCAL VOC 2012 train | 10 582 | 7 |
| PASCAL VOC 2012 validation | 1 449 | 7 |
| MOVi-C train | 87 633 | 11 |
| MOVi-C validation | 4 200 | 11 |
| MOVi-E train | 87 633 | 11 |
| MOVi-E validation | 4 176 | 11 |
| SCANNET train | 10 000 | 6 |
| SCANNET validation | 2 000 | 6 |
| YCB train | 10 000 | 6 |
| YCB validation | 2 000 | 6 |
| CLEVRTEX train | 40 000 | 11 |
| CLEVRTEX validation | 5 000 | 11 |

set of object classes. It consists of a large number of high-resolution images (71.25% and 86.23% of the images are of high resolution with at least 2 000px for the width and 1 000px for the height). Each image is annotated with high-quality fine-grained mask annotations. The version of the dataset utilized in this work consists of 31 789 images for training and 1 498 images for evaluation. We evaluate the instance segmentation masks for object discovery. As in COCO, we evaluate square center crops, where the input images are resized to 224×224 pixels, and the targets masks are resized to 320×320 pixels.

PASCAL VOC [71] Similar to Seitzer et al. [31], we use the “trainaug” variant of the PASCAL VOC dataset for training. It consists of a total of 10 582 images for training, where 1 464 are from the segmentation train set and 9 118 are from the SBD dataset [80]. For evaluating object discovery, we use the official instance segmentation validation split with 1 449 images. Following Seitzer et al. [31], we evaluate square center crops, where the input images are resized to 224×224 pixels, and the targets masks are resized to 320×320 pixels.

MOVi-C and MOVi-E [41] The MOVi datasets are synthetically generated video datasets consisting of multiple objects per video. Each video is generated by placing 3D scanned objects on real-world backgrounds. MOVi-C contains up to 11 objects per video and MOVi-E contains up to 23 objects per video. Additionally, MOVi-E also features the camera moving in random directions. For our case, we treat these datasets as image datasets. We sample 9 frames per video which yields a total of 87 633 training images for MOVi-C and 87 741 images on MOVi-E. For evaluation, we use 4 200 frames for MOVi-C and 4 176 frames for MOVi-E from the validation sets in each case. We use a resolution of 128×128 for both input images and target masks.

SCANNET and YCB [70] These datasets consist of real-world objects on black backgrounds and were originally introduced to test limitations of object-centric learning methods [70]. SCANNET (originally from Dai et al. [81]) consists of objects that can be typically be found in indoor scenes (e.g. furniture) and YCB (originally from Calli et al. [82]) consists of 21 different classes of everyday objects (e.g. food items, kitchen items, tools, etc.). Each of these dataset consist of 10 000 training images and 2 000 evaluation images. Both datasets consist of 2–6 objects per scene. We use a resolution of 128×128 for both input images and target masks.

CLEVRTEX [40] This is a synthetically constructed dataset where each scene consists of 3–10 simple geometric 3D shapes arranged in a background sampled from a catalogue of 60 different materials. The materials of the objects are also sampled from the same catalogue. This dataset contains 40 000 images for training and 10 000 for validation and test each. We use the 5 000 images

from the validation set for our evaluation. CLEVRTEXT also offers various OOD splits which utilize materials not seen during training. We do not use these splits; for our zero-shot generalization evaluation, we can directly use the main split since it usually is not a part of the training set we use to train the object-centric model. We use a resolution of 240×240 for both input images and target masks.

F Metrics

FG-ARI The *adjusted rand index* (ARI) measures the similarity between two clusterings [74]. We use the instance/object masks as the targets. We only compute this metric for pixels in the foreground (hence, FG-ARI). Unlabeled pixels are treated as background.

mBO To compute the mBO [75], each predicted mask is assigned to the ground truth mask with highest overlap in terms of IoU. The mBO is computed as the average IoU of these mask pairs.

Panoptic ARI Panoptic ARI is computed as ARI, but uses panoptic mask annotations as ground truth targets. Panoptic masks [76] provide more detailed mask annotations for an image by assigning a different mask for separate instances of the same object (“things”) and also segmenting background regions (“stuff”). We only compute the Panoptic ARI for those images which have at least two masks.

Panoptic Quality The Panoptic Quality (PQ) [76] is computed by first assigning each predicted mask to the ground truth mask with the highest overlap in terms of IoU, removing all matches that do not have an IoU overlap of at least 0.5; this results in a unique matching [76]. These mask pairs form the set of true positives (TP). Ground truth masks that were not assigned a predicted mask form the set of false negatives (FN). Similarly, predicted masks that were not assigned to a ground truth mask form the set of false positives (FP). Predicted masks that have an IoU overlap of more than 0.5 with pixels labeled as “void” or “crowd” are removed from the set of false positives. The panoptic quality is then computed as:

$$PQ = \frac{\sum_{(p,g) \in TP} \text{IoU}(p, g)}{|\text{TP}| + 0.5|\text{FP}| + 0.5|\text{FN}|} \quad (3)$$

G Examples

In this section, we show example predictions for DINOSAUR, SPOT, Slot Diffusion, FT-DINOSAUR, and SAM, where all methods besides SAM were trained on the COCO dataset. FT-DINOSAUR uses a ViT-B/14 encoder with top-k and hi-res adaptation, i.e. the model evaluated in Tab. 2 and Fig. 6.

- Fig. G.5: in-distribution predictions on COCO.
- Fig. G.6: zero-shot predictions on ENTITYSEG.
- Fig. G.7: zero-shot predictions on PASCAL VOC.
- Fig. G.8: zero-shot predictions on CLEVRTEXT.
- Fig. G.9: zero-shot predictions on MOVIE-C.
- Fig. G.10: zero-shot predictions on MOVIE-E.
- Fig. G.11: zero-shot predictions on SCANNET.



Figure G.5: In-distribution examples on COCO.




Figure G.6: Zero-shot examples on ENTITYSEG.




Figure G.7: Zero-shot examples on PASCAL VOC.




Figure G.8: Zero-shot examples on CLEVRTEX.




Figure G.9: Zero-shot examples on MOVi-C.




Figure G.10: Zero-shot examples on MOVi-E.




Figure G.11: Zero-shot examples on SCANNET.