

Effects of Collaboration on the Performance of Interactive Theme Discovery Systems

Alvin Po-Chun Chen* Rohan Das* Dananjay Srinivas*
Alexandra Barry Maksim Seniw Maria Leonor Pacheco

University of Colorado Boulder

{alvin.chen, rohan.das, dananjay.srinivas}@colorado.edu

Abstract

NLP-assisted solutions have gained considerable traction to support qualitative data analysis. However, no unified evaluation framework exists which can account for the many different settings in which qualitative researchers may employ them. In this paper, we propose an evaluation framework to study the way collaboration settings may produce different outcomes across a variety of interactive systems. Specifically, we study the impact of synchronous vs. asynchronous collaboration using three different NLP-assisted qualitative research tools and present a comprehensive analysis of significant differences in the consistency, cohesiveness, and correctness of their outputs.

1 Introduction

Making sense of large textual datasets is a common challenge across academic disciplines and is traditionally addressed through qualitative methods such as Thematic Analysis (Braun and Clarke, 2006) and Grounded Theory (Glaser et al., 1968). These approaches rely on manual *inductive coding*, in which researchers identify abstract themes by closely reading the data. However, as datasets grow in size, manual coding becomes impractical, motivating the use of Natural Language Processing (NLP) techniques to automate parts of the analysis process (Brady, 2019; Hilbert et al., 2019).

In recent years, a range of NLP-based systems have been developed to support qualitative research. These systems assist researchers by uncovering latent semantic structures through topic modeling (Smith et al., 2018; Fang et al., 2023), clustering documents and propagating limited human annotations across datasets (Pacheco et al., 2023; Chew et al., 2023), or offering real-time coding recommendations (Dai et al., 2023; Gao et al., 2024). To maintain researcher agency, such systems typically

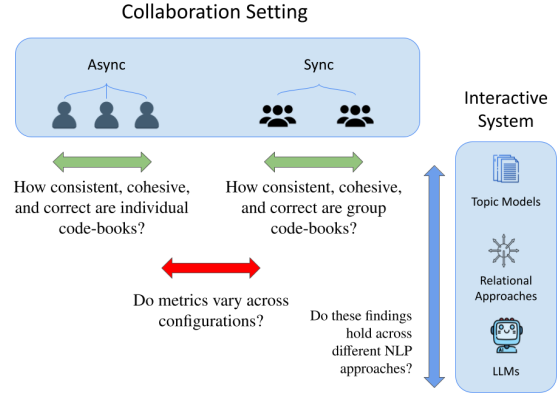


Figure 1: In this study, we measure the quality of coded themes using different interactive systems under different coding configurations.

adopt human-in-the-loop (HitL) strategies that balance automation with manual interpretation.

Previous work typically evaluates HiTL qualitative analysis tools in isolation, focusing on specific technical strengths and weaknesses. For example, by comparing topic coherence with and without human input (Fang et al., 2023) or contrasting machine-assisted and manual code-book generation (Dai et al., 2023). However, qualitative analysis in practice is often collaborative, with teams of researchers jointly coding and interpreting data (Flick, 2014), and supported by tools built on diverse methodologies that are applied to datasets with vastly differing characteristics (Baden et al., 2022). By abstracting away collaboration settings, methodological variation, and dataset diversity, existing evaluations risk misrepresenting how HitL systems operate in real-world settings and how broadly their findings apply. In this work, we seek to answer the following questions: (1) Does the collaboration setting measurably affect the quality of resulting code-books? (2) Do these findings hold across different NLP approaches? (3) How do dataset characteristics influence the outcomes

*Equal Contribution

of NLP-assisted inductive coding tools?

We focus on two common but contrasting collaboration settings: asynchronous coding, where individuals code independently before consolidating results, and synchronous coding, where teams identify themes through live discussion. These settings offer complementary strengths, with asynchronous coding supporting flexibility across time and location, and synchronous coding facilitating shared understanding and efficient coordination. To compare outcomes across these settings, we introduce an evaluation framework that measures consistency between synchronous and asynchronous coding, as well as the cohesiveness and correctness of themes produced within each setting.

We evaluate three NLP-assisted inductive coding tools built on distinct methodological foundations: a human-in-the-loop topic modeling system (Fang et al., 2023), a concept-driven thematic modeling approach (Pacheco et al., 2023), and an LLM-based system for evaluating and propagating code definitions (Chew et al., 2023). To assess generalizability across data characteristics, we test all tools and collaboration settings on two markedly different datasets: a corpus of short social media posts and a collection of advertising texts. We further complement our quantitative analysis with a small-scale user study to capture coder experiences and derive design recommendations.

Our contributions are twofold: (1) we demonstrate that the collaboration setting affects the results of NLP-assisted inductive coding tools across diverse methodologies and datasets, and (2) we provide an evaluation strategy that captures multiple dimensions of analysis quality. Together, these findings aim to inform the design and evaluation of language technologies that better align with real-world qualitative research workflows.

2 Related Work

The overarching goal of the systems we investigate is to partially automate the qualitative coding process either by inducing topics in an interactive, semi-supervised manner (Fang et al., 2023; Smith et al., 2018), by learning user-defined themes interactively (Pacheco et al., 2023; Gao et al., 2023), or by prompting LLMs with natural language definitions of the observed themes (Chew et al., 2023; Dai et al., 2023). A separate but related line of work exemplified by Gao et al. (2024) uses LLMs to generate label recommendations as users perform the

coding process. While this system is explicitly designed for asynchronous collaboration, the systems we study differ in their ability to annotate large portions of the dataset without extensive supervision.

Our research addresses a real-world use case for qualitative researchers using HiTL systems and is informed by the Human-Computer Interaction (HCI) literature (Jiang et al., 2021; Feuston and Brubaker, 2021; Chen et al., 2018). Prior HCI work shows that coders place particular emphasis on identifying and resolving ambiguity. In traditional settings, this is supported by an independent close reading of the data. However, in large-scale, NLP-assisted analysis, coders have limited visibility into where such ambiguities arise. Solutions have been proposed to either visualize codes (Drouhard et al., 2017) or rank document disagreement (Zade et al., 2018) regardless of dataset size. In contrast, we look at different output qualities of the resulting themes and their assignments, combining signal from group overlaps and relationships in the semantic embedding space, and perform manual post-hoc evaluations. This method of evaluation highlights areas where the coders diverge both with each other and with the model, providing another perspective on the ambiguity question.

Previous evaluation methods introduced with HiTL systems for qualitative coding have generally been ad hoc, with experiments conducted in various group settings (Choo et al., 2013; Hoque and Carenini, 2016; Smith et al., 2018), on individual participants (Rietz et al., 2020), and through platforms such as MTurk (Zade et al., 2018). Our contribution provides a standardized framework for performing experiments regardless of the collaboration modality, using a suite of metrics for evaluating consistency, cohesiveness, and correctness in experimental results.

3 Interactive Systems

We identify three categories of NLP techniques used in interactive systems for qualitative coding with large datasets: topic models, relational approaches, and LLMs. These techniques may be applied in a variety of ways in interactive systems, but we put special focus on their ability to help code large datasets. To maximize coverage across systems, we select a representative system from each category to use in our experiments. In this section, we briefly describe the unique aspects of each category and introduce the selected system.

3.1 Topic Models

This category includes systems that use some variation of topic modeling to find emerging themes and facilitate document assignment. These systems benefit from the relative speed of the topic model, which allow users to quickly visualize and explore the dataset. Early exploration incorporated visualizations to help users adjust parameters (Chuang and McFarland, 2013), while later works implemented refinement operations that allow users to directly edit topic words and remove documents (Smith et al., 2018). However, topic modeling systems are limited by their lack of malleability and predictability. Refinement operations mostly edit topic words, which can have limited impact in the final results.

We select the HitL query-driven topic model (QDTM) system introduced by Fang et al. (2023). The topic model is initialized by providing input queries (i.e., words that represent concepts of interest for the user) which the model uses to generate the initial topics. In our experiments, users begin by iterating through each topic and naming them based on identified themes. Users then use a set of *refinement operations* to edit the topic model. They can merge and split topics based on topic words, add, remove, or reorder topic words, and remove documents from topics. The next iteration of the model is only produced when the users choose to apply refinements and the prior model is saved, allowing users to return to prior iterations to test different operations. Once satisfied with the state of the topic model, the user downloads the document distribution for that iteration.

To ensure comparable results, we use the same starting distribution of 13 topics for all our experiments using the same hyperparameters as Fang et al. (2021), which are $\alpha = 1.0$, $\beta = 0.5$, $\gamma = 1.5$. The QDTM also allows queries to be input prior to topic model initialization to produce partitions that follow prior knowledge, but we do not take advantage of this capability. The same initial topic model is provided for all experiments.

3.2 Relational Approaches

Relational approaches combine vector semantics and structured inference to model relationships between high-level concepts. Instead of treating themes as distributions over words (as topic models do), these frameworks define themes as distributions over generalized concepts. This reflects the

inductive coding process, where researchers identify patterns and concepts that are then synthesized into more abstract themes. However, their computational complexity grows with the number of dependencies considered, which hinders their ability to quickly adapt during coding sessions. Further, they rely on users to define informative concepts, making them less suited for inexperienced researchers.

We select the system introduced by Pacheco et al. (2023), which uses a two-stage relational framework. In the first stage, the system automatically partitions the dataset based on semantic similarity. The users explore each partition to identify themes, assign "good" and "bad" example documents for each theme, and input or correct supporting concepts for each example. In the second stage, the system uses the provided examples and concept relations to map the remaining dataset, only leaving documents unmapped if no theme is a sufficiently good match. The assignment procedure follows as a structured inference approach, where dependencies between concepts and themes are explicitly modeled. The unmapped documents are repartitioned as in the first stage and users are prompted to review unmapped partitions again. The process is iterated until all documents are mapped. More details about the framework and our experimental configuration can be found in App. C

3.3 Large Language Models

LLMs are ideal candidates for interactive systems, especially for tasks such as qualitative coding where the model can be prompted to produce themes or explanations without ad-hoc training (Kojima et al., 2024). They have been used for theme recommendation (Gao et al., 2023), for code conflict resolution (Gao et al., 2024), and for automated document assignment (Xiao et al., 2023). However, the flexibility of LLM outputs also leads to hallucinations, which are only partially addressed by prompt engineering. Models further suffer from biases in training which are difficult to identify and impact their ability to produce quality labels or recommendations (Chen et al., 2018). Additionally, their massive size is prohibitive when working with large datasets due to the high cost of inference.

We select the framework introduced by Chew et al. (2023). In their protocol, the human coder first manually codes a representative subset of the data and drafts definitions for each code. The

LLM is then prompted to label the data sample with the provided definitions. Agreement is calculated between human and model annotations using GWET’s AC_1 (Gwet, 2008). The prompt is then tweaked iteratively to achieve a satisfactory level of agreement, and the best-performing version is used to prompt the model to code the rest of the dataset. For our experiment, we select Llama 3.2 3B-Instruct as the base LLM for automated labeling. Additional details about our experimental settings can be found in App. E.

4 Study Design

To study the effects of different collaboration settings on the performance of the three selected systems, we design a protocol that can be used for both synchronous and asynchronous settings. For each system, we conduct three asynchronous experiments with one coder each and two synchronous experiments with three coders each for a total of 15 experiments. Evaluation metrics are calculated by comparing the resulting code-books within each experimental setting (e.g. the two code-books independently created by the two synchronous groups using the topic model). The rest of this section lays out the dataset, participant demographics and experimental protocol.

4.1 Datasets

We perform our experiments using two distinct datasets. The first consists of roughly 85,000 tweets about COVID-19 vaccines posted by users located in the US, uniformly distributed between Jan.-Oct. 2021 (Pacheco et al., 2022). The corpus also contains labels for vaccination stance (e.g. pro-vax, anti-vax) and morality frames (e.g. fairness/cheating and their actor/targets) (Roy et al., 2021), which are used as auxiliary concepts for the relational model. The second dataset consists of 5,471 climate related English language ads from the Facebook Ad Library (Islam et al., 2023). The ads focus on the US, were shown between Jan. 2021-Jan. 2022, and contain labels for climate change stance. The two datasets differ on a number of dimensions such as domain and purpose; a detailed analysis can be found in Appendix A.

4.2 Participants

We recruited a group of 33 researchers in NLP and Computational Social Science, 9 female and 24 male, between the ages of 20 and 45. This group

included professors at different levels of seniority, postdoctoral researchers, and graduate and undergraduate students from two different universities. This group covers the range of researchers likely to use interactive coding systems. All participants were either well-versed in qualitative data analysis, or were explicitly trained by senior researchers to perform the task. Due to the large number of experiments in our study, some participants took part in multiple experiments. These participants always performed the asynchronous experiment first to prevent external influence and took part in one synchronous experiment at most.

4.3 Coding Protocol

At the start of each experiment, participants were provided with a demonstration of all the operations in their respective systems. Every system starts with an initial partition of the data, so participants were instructed to read the first 25 samples in each partition, and manually create/name any themes they identified before freely exploring the rest of the dataset and start performing operations to find more themes.

In the topic model experiments, we suggested that participants merge and split topics based on their identified themes before making fine-grained refinements. They were then asked to refine the topic model based on their identified themes such that every topic corresponds to a unique theme. They kept re-running the model and making refinements until they were satisfied with the results, or until they failed to effect any meaningful changes.

In the relational system experiments, participants were tasked with selecting example documents for each identified theme, as well as determining concept relations for them. Following Pacheco et al. (2023), the supporting concepts considered were vaccination stances and morality frames (e.g., the identified theme “natural immunity” has an “anti-vax” stance, and is tied to the “purity” frame). Once participants were satisfied with their themes and selections, the system automatically coded the rest of the dataset. Unmapped examples were repartitioned and returned to the participants for a second (and last) round of coding.

In the experiments for the LLM-based system, participants produced natural-language definitions for each identified theme and selected a set of good examples for them. We then prompted the LLM with different task-prompt templates to find the

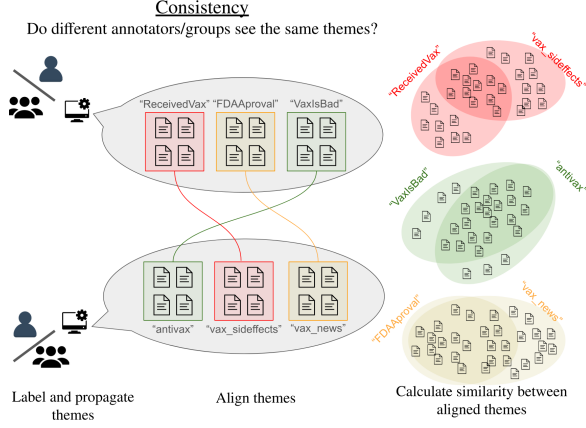


Figure 2: Two sets of coders use a particular HiTL system to find themes. Since the same theme can be named differently by different coders, we find the best match. In this example, the coder 1’s theme “VaxIsBad” has been matched with coder 2’s theme “antivax”. After aligning, we calculate the similarity between these two themes using methods like Jaccard Similarity or Centroid Distance.

best prompt for each set of participant-generated definitions, which was then used to code the rest of the dataset. Details of the templates, as well as the human-model agreement for the best template can be found in Appendix E.

5 Evaluation

We use both descriptive metrics and a user study to provide a comprehensive analysis on the differences when coding in synchronous and asynchronous settings. Our evaluation framework is comprised of three dimensions; **consistency**, **cohesiveness & distinctiveness**, and **correctness**, each of which uses metrics that are well-established in the literature (Ben-David and Ackerman, 2008; Hoyle et al., 2021; Pacheco et al., 2023).

5.1 Consistency

Coders risk overgeneralizing or overlooking key themes, leading to unsystematic results (Cornish et al., 2014). We address this by measuring consistency, defined as the extent to which different coders elicit the same themes from the same texts (Fig. 2). In semi-automated coding, consistency is nontrivial to assess: similarly named themes may cover different documents, while differently named themes may overlap substantially. We therefore measure consistency based on document overlap between themes. Specifically, we compute the maximum Jaccard similarity between each theme and

all themes produced by another coder, treating this maximum as the theme’s best alignment. Consistency is then calculated as the average similarity across all aligned theme pairs.

To account for semantically similar themes with differing document assignments, we also measure semantic consistency using S-BERT document embeddings (Reimers and Gurevych, 2019). We compute (1) centroid similarity, based on the cosine similarity between theme centroids, and (2) group average similarity, based on the average pairwise similarity across documents in two themes. As with Jaccard, we report maximum similarities per theme and average them for comparison across settings.

Table 1 reports average maximum Jaccard and embedding similarities across experiments. The high variance in Jaccard similarity across datasets, systems, and collaboration settings underscores the importance of semantics-based metrics. For the Covid dataset, synchronous groups produced more consistent themes for the topic modeling and relational systems, while the LLM-based system showed no statistically significant difference across collaboration settings. Results for the Climate dataset were less conclusive, likely due to greater semantic diversity and longer documents, which may encourage synchronous coders to surface more varied themes through discussion; as shown in the next section, these themes are also more cohesive.

Notably, the LLM-based system afforded the fewest opportunities for user intervention during coding. Unlike the other systems, which supported operations such as splitting and merging topics or defining relations between concepts, the LLM system only allowed users to edit theme definitions. We hypothesize that richer intervention mechanisms better enable coders to leverage the deliberation inherent to synchronous collaboration.

5.2 Cohesiveness and Distinctiveness

Another dimension for determining the systematicity and clarity of coding outcomes is by evaluating the similarities and differences between themes within the same code-book. We propose two metrics to measure this: cohesiveness and distinctiveness. A theme is said to be cohesive if its documents are similar to each other (measured by *intra*-theme similarity) and distinctive if it is dissimilar from documents in other themes within the same code-book (measured by *inter*-theme similarity). Intuitively, the purpose of grouping docu-

		Jaccard	Topic Model Centroid	Group Avg.	Jaccard	Relational Centroid	Group Avg.	Jaccard	LLM-Based Centroid	Group Avg.
Covid	Sync	0.56(0.23)	0.98(0.05)**	0.52(0.10)	0.36(0.19)	0.98(0.01)*	0.52(0.07)*	0.14(0.08)	0.98(0.03)	0.44(0.03)
	Async	0.30(0.17)	0.96(0.05)**	0.51(0.09)	0.30(0.22)	0.94(0.07)*	0.44(0.10)*	0.17(0.11)	0.98(0.02)	0.45(0.03)
Climate	Sync	0.37(0.31)*	0.89(0.14)	0.43(0.14)	0.27(0.17)	0.95(0.05)**	0.43(0.08)	0.09(0.07)*	0.95(0.04)	0.37(0.07)
	Async	0.58(0.29)*	0.93(0.12)	0.46(0.16)	0.33(0.22)	0.94(0.09)**	0.42(0.08)	0.13(0.07)*	0.94(0.06)	0.36(0.06)

Table 1: **Avg. Consistency** between Best Theme Matches *across* Coder Groups. *Statistically significant using a two-sample unpaired t-test with $p < 0.05$. ** Near statistically significant with $p \approx 0.05$.

			Topic Model		Relational		LLM-based	
			Intra-Theme	Inter-Theme	Intra-Theme	Inter-Theme	Intra-Theme	Inter-Theme
Covid	All	Sync	0.52(0.10)	0.40(0.04)	0.51(0.08)*	0.42(0.05)*	0.44(0.06)	0.40(0.04)
		Async	0.52(0.10)	0.40(0.04)	0.45(0.10)*	0.34(0.11)*	0.43(0.05)	0.39(0.04)
	Top 25%	Sync	0.56(0.11)	0.39(0.05)	0.70(0.09)*	0.52(0.07)*	0.63(0.07)	0.55(0.05)
		Async	0.56(0.11)	0.39(0.05)	0.64(0.09)*	0.46(0.13)*	0.63(0.05)	0.54(0.05)
Climate	All	Sync	0.57(0.23)*	0.25(0.08)*	0.44(0.10)*	0.30(0.07)*	0.39(0.11)*	0.29(0.05)*
		Async	0.50(0.19)*	0.24(0.07)*	0.43(0.09)*	0.29(0.07)*	0.38(0.08)*	0.28(0.05)*
	Top 25%	Sync	0.72(0.21)*	0.26(0.09)*	0.66(0.11)*	0.39(0.10)*	0.63(0.11)*	0.40(0.09)*
		Async	0.65(0.20)*	0.26(0.08)*	0.65(0.10)*	0.39(0.11)*	0.62(0.12)*	0.40(0.09)*

Table 2: Group Avg. Similarity *within* Coder Groups. Themes are considered to be more **cohesive** if intra-theme similarity is high and more **distinctive** if inter-theme similarity is low. *Statistically significant using a two-sample unpaired t-test with $p < 0.05$.

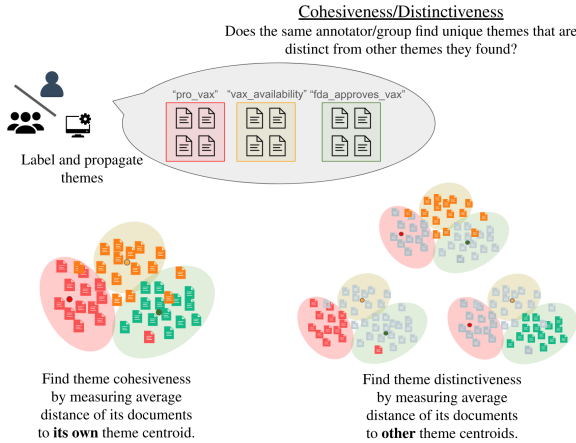


Figure 3: Once a coder has identified themes and they have been propagated the full dataset, we calculate *intra-theme similarity* by measuring the avg. of the pairwise distances between each document within a theme (left). We calculate *inter-theme similarity* by measuring the avg. of pairwise distances between each document in a theme and documents assigned to all other themes (right)

ments by theme is to create abstract representations of a dataset, where each theme represents a distinct facet of the data. If themes are not cohesive and distinctive, then it becomes hard to tell which theme a given document should belong to and the code-book falls apart.

Figure 3 shows how to evaluate these metrics for a single coder (or coder group). We calculate

both the intra-theme similarity and the inter-theme similarity for all the themes in the code-book. *Intra-theme similarity* is calculated by taking the average of pair-wise similarity between all documents of the same theme. *Inter-theme similarity* for a given theme is calculated by taking the average pair-wise similarity of documents in that theme with documents in all other themes.

A confounding factor in these measures is that all systems provide broad coverage of documents such that even distantly related documents may be assigned to a theme. To more accurately represent the cohesiveness and distinctiveness of the themes in each experiment, we perform the same calculations on a subset comprised of only the top 25% of documents most closely related to each theme. For the relational and LLM-based systems, this top quartile is selected using the distance from the centroid. For the interactive topic model, we use the weights assigned by the model.

Table 2 shows results for both the whole dataset as well as the subset of the documents closest to each theme. Overall, we find that the intra-theme similarities are always higher than inter-theme similarities, which means that themes are at least moderately cohesive and distinctive across the board. For the Covid dataset, we find that themes may be more cohesive but not more distinctive in the synchronous setting especially for the relational system. This may be due to the homogeneity of the

dataset, which further explains the uniformity of results in the topic model and LLM experiments.

The results from the Climate dataset present a more compelling finding, where the synchronous experiments uniformly produce much more cohesive themes. When only the top 25% of documents are considered, the increase in cohesiveness is not correlated with a decrease in distinctiveness, unlike in the Covid case. Our results strongly suggest that synchronous collaboration facilitates deeper analysis to uncover clearer themes in the data. This is further supported by the greater distinctiveness in the Climate data experiments: we expect coders to find more distinct themes in a more complex and heterogeneous dataset.

5.3 Correctness

Interactive systems allow users to automate large portions of the coding process at the risk of producing inaccurate theme assignments. To estimate how correct the outputs of each system are, we conduct a post-hoc analysis by manually checking a randomly selected sample of 1,200 document-theme pairs (200 per experimental setting). To ensure that our sample is representative of the overall dataset for each experimental setting, we split the data into quartiles based on document relatedness to each theme and select a uniform sample of themes and relatedness scores. As before, relatedness is calculated using the theme weight distribution for the interactive topic model and distance from the centroid for the other two systems. To assess reliability, each assignment is evaluated by two annotators, with a third weighing in for tie breaks. We also find that human evaluators have moderate-to-high agreement when assessing system outputs (with an overall Krippendorff’s α of 0.632), suggesting that we can trust these estimations.

Figure 4 shows the correctness results for each quartile sample per experiment in the Covid dataset. First, we observe that the relational system is not only the most accurate, but it shows negligible correctness differences in synchronous vs. asynchronous configurations. This is an encouraging result, given that this system took the most advantage of synchronous deliberation based on our other metrics of quality. The other two systems showed marked differences, with the topic modeling approach producing more accurate assignments in asynchronous operation, and the LLM producing more accurate assignment in a synchronous

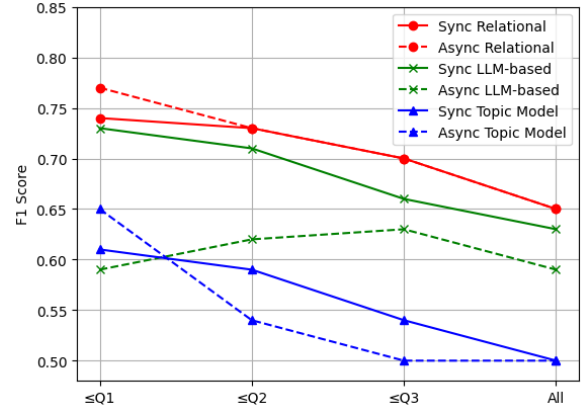


Figure 4: Correctness w.r.t. distance from theme in Covid data experiments.

paradigm. This observation leads us to believe that interactive systems that introduce less and weaker inductive biases from interaction are more sensitive to choices of configuration – and researchers should be aware of these possibilities when designing experiments. Second, we find that the correctness of different approaches tapers differently, based on the distance of the example from the theme. In other words, as the data samples resemble less like the human labeled ones, some models handle it more robustly than others. In our observation, relational approaches and LLM methods outperform topic models when it comes to assigning themes to distant examples.

5.4 Dataset Differences

To what extent do structural and semantic characteristics of a dataset affect the coding process? We carried out a comprehensive analysis across multiple dimensions, including readability, templatic or formulaic patterns, semantic theme ambiguity, and semantic similarity distribution (details in App. A). The higher formulaic content in climate ads (20.1%) may facilitate easy pattern recognition, but could also induce coder fatigue through repetitive content. The greater linguistic complexity (lower Flesch scores, longer sentences) and semantic diversity (lower pairwise similarity) of climate ads suggest higher cognitive load per coding decision.

Conversely, the semantic homogeneity of COVID tweets, evidenced by higher pairwise similarity and centroid proximity, may enable more efficient real-time discussion in synchronous coding settings, as coders share common semantic reference points. The less formulaic nature of the COVID discourse may also sustain coder engage-

ment through content variety. This may explain why the average consistency scores tends to favor synchronous groups for COVID discourse, while for Climate data, asynchronous coders tend to either slightly outperform or are at par with synchronous groups.

These findings suggest that coding protocol selection (synchronous vs. asynchronous) should account for corpus-specific characteristics: semantically diverse, linguistically complex corpora may benefit from asynchronous approaches allowing extended reflection, while homogeneous corpora may be efficiently processed through synchronous collaborative coding.

6 User Study and Recommendations

We conducted semi-structured interviews to understand the participant experiences with the task and tools, with a focus on synchronous versus asynchronous coding (see App. D for interview script). Several themes emerged.

Synchronous teamwork eased coding and improved outcomes. Participants reported that working synchronously helped them contextualize data, resolve disagreements quickly, and “break ties” through discussion. These experiences align with our quantitative findings showing higher consistency and cohesiveness in synchronous settings, suggesting the value of systems that explicitly support real-time deliberation.

Asynchronous coders were more sensitive to tool limitations. Because they worked largely in isolation, asynchronous participants focused more on usability issues and tool constraints, highlighting the need to improve support for independent coding workflows.

Limited control reduced user trust, particularly in topic modeling. Participants reported a loss of agency when using the topic modeling system, citing insufficient control over operations and difficulty tracking theme evolution – *“the merge process did not offer the ideal amount of control and made it difficult to keep track of the theme groups”*. Initial topics also sometimes conflated opposing themes due to lexical similarity, frustrating users’ attempts to refine results. One participant commented – *“Many Anti-Vax and Pro-Vax standpoints use the same words/phrases in their tweets, which the Fang et al. (2023) model groups together despite the stark difference in message between the two.”* While some appreciated the model’s initial

theme induction, participants desired greater control and clearer explanations of cluster structure. These findings highlight the need for systems to maximize the degree of control afforded to users.

LLM-based coding was costly and unreliable at scale. Despite strong reasoning capabilities, LLMs proved inefficient for large-scale annotation due to high computational costs and inconsistent classification performance. This opens an opportunity for NLP researchers to make LLMs more reliable inductive reasoners and to come up with prompting strategies that can allow LLMs to reliably classify documents in bulk, especially when working at scale.

Overall, our findings suggest that interactive systems should balance automation with user control and provide tailored workflows that support both real-time collaborative deliberation and independent coding at scale.

7 Conclusion and Future Work

We examined three categories of NLP-assisted qualitative research tools in different collaboration modalities, and conducted inductive and deductive coding on two very different datasets of English texts. We designed an evaluation framework that describes the quality of the induced themes and their resulting document assignments under synchronous and asynchronous collaboration. We find that the collaboration modality is a significant factor in determining if the quality of a system’s output. This is particularly true for systems where users have a wider range of interaction that can benefit from group consensus. We also observe that solutions based on topic modeling, although popular in the data analysis literature, can struggle with inducing cohesive themes and accurate code assignments. Finally, we show that while LLM-based solutions show promise, they pose significant challenges when it comes to coding at scale.

While this study focuses on collaboration modalities, there are numerous other variables that can affect a tool’s efficacy for qualitative coding. We believe that our proposed evaluation framework can be repurposed and expanded to evaluate a wide range of interventions, such as the underlying NLP technology, the interactive interface, the expertise of the coders, and the type of data being annotated. We hope to inform the development of more robust evaluations of NLP tools for qualitative research in realistic settings.

Limitations

The study presented in this paper has two main limitations.

(1) While we selected three distinct, representative tools to perform our analysis of synchronous vs. asynchronous settings, as well as two datasets with distinct characteristics, the list is of course non-exhaustive. A larger study incorporating more tools and datasets could yield additional insights.

(2) While we look at an important variable in qualitative research settings (collaboration modality), there are several other variables that can influence the outcome of NLP-assisted solutions (e.g., choice of tool, expertise and live experience of annotators, type of data being annotated, etc.). In addition to this, we did not explore the many different consolidation strategies that are often used to bring together the perspectives of asynchronous coders. We leave the explorations of these questions for future work.

Ethical Considerations

To the best of our knowledge, no code of ethics was violated during the development of this project. We used publicly available tools and datasets according to their licensing agreements. For our annotation experiments, we followed IRB protocol and did not retain any personally identifiable information.

All information needed to replicate our experiments is presented in the paper. We reported all experimental settings, as well as any pre-processing steps, learning configurations, hyper-parameters, and additional technical details. Due to space constraints, some of this information was relegated to the Appendix. In addition to this, we will make the results of the annotation experiment available to the community, as well as the code to produce all of our reported results..

References

- Christian Baden, Christian Pipal, Martijn Schoonvelde, and Mariken A. C. G van der Velden. 2022. [Three gaps in computational text analysis methods for social sciences: A research agenda](#). *Communication Methods and Measures*, 16(1):1–18.
- Shai Ben-David and Margareta Ackerman. 2008. [Measures of clustering quality: A working set of axioms for clustering](#). In *Advances in Neural Information Processing Systems*, volume 21. Curran Associates, Inc.
- Henry E. Brady. 2019. [The challenge of big data and data science](#). *Annual Review of Political Science*, 22(1):297–323.
- Virginia Braun and Victoria Clarke. 2006. [Using thematic analysis in psychology](#). *Qualitative Research in Psychology*, 3:77–101.
- Nan-Chen Chen, Margaret Drouhard, Rafal Kocielnik, Jina Suh, and Cecilia R. Aragon. 2018. [Using machine learning to support qualitative coding in social science: Shifting the focus to ambiguity](#). *ACM Trans. Interact. Intell. Syst.*, 8(2).
- Robert Chew, John Bollenbacher, Michael Wenger, Jessica Speer, and Annice Kim. 2023. [Llm-assisted content analysis: Using large language models to support deductive coding](#). *Preprint*, arXiv:2306.14924.
- Jaegul Choo, Changhyun Lee, Chandan K. Reddy, and Haesun Park. 2013. [Utopian: User-driven topic modeling based on interactive nonnegative matrix factorization](#). *IEEE Transactions on Visualization and Computer Graphics*, 19(12):1992–2001.
- Jason Chuang and Daniel A. McFarland. 2013. [Document exploration with topic modeling : Designing interactive visualizations to support effective analysis workflows](#).
- Flora Cornish, Alex Gillespie, and Tania Zittoun. 2014. *The SAGE Handbook of Qualitative Data Analysis*. SAGE Publications Ltd, London; London.
- Shih-Chieh Dai, Aiping Xiong, and Lun-Wei Ku. 2023. [LLM-in-the-loop: Leveraging large language model for thematic analysis](#). In *Findings of the Association for Computational Linguistics: EMNLP 2023*, pages 9993–10001, Singapore. Association for Computational Linguistics.
- Margaret Drouhard, Nan-Chen Chen, Jina Suh, Rafal Kocielnik, Vanessa Peña-Araya, Keting Cen, Xiangyi Zheng, and Cecilia R. Aragon. 2017. [Aeonium: Visual analytics to support collaborative qualitative coding](#). In *2017 IEEE Pacific Visualization Symposium (PacificVis)*, pages 220–229.
- Zheng Fang, Lama Alqazlan, Du Liu, Yulan He, and Rob Procter. 2023. [A user-centered, interactive, human-in-the-loop topic modelling system](#). In *Proceedings of the 17th Conference of the European Chapter of the Association for Computational Linguistics*, pages 505–522, Dubrovnik, Croatia. Association for Computational Linguistics.
- Zheng Fang, Yulan He, and Rob Procter. 2021. [A query-driven topic model](#). In *Findings of the Association for Computational Linguistics: ACL-IJCNLP 2021*, pages 1764–1777, Online. Association for Computational Linguistics.
- Jessica L. Feuston and Jed R. Brubaker. 2021. [Putting tools in their place: The role of time and perspective in human-ai collaboration for qualitative analysis](#). *Proc. ACM Hum.-Comput. Interact.*, 5(CSCW2).

- Uwe Flick. 2014. [The sage handbook of qualitative data analysis](#).
- Jie Gao, Kenny Tsu Wei Choo, Junming Cao, Roy Ka-Wei Lee, and Simon Perrault. 2023. [Coaicoder: Examining the effectiveness of ai-assisted human-to-human collaboration in qualitative analysis](#). *ACM Trans. Comput.-Hum. Interact.*, 31(1).
- Jie Gao, Yuchen Guo, Gionnieve Lim, Tianqin Zhang, Zheng Zhang, Toby Jia-Jun Li, and Simon Tangi Perrault. 2024. [Collabcoder: A lower-barrier, rigorous workflow for inductive collaborative qualitative analysis with large language models](#). *Preprint*, arXiv:2304.07366.
- Barney G Glaser, Anselm L Strauss, and Elizabeth Strutzel. 1968. The discovery of grounded theory; strategies for qualitative research. *Nursing research*, 17(4):364.
- Aaron Grattafiori, Abhimanyu Dubey, Abhinav Jauhri, Abhinav Pandey, Abhishek Kadian, Ahmad Al-Dahle, Aiesha Letman, Akhil Mathur, Alan Schelten, Alex Vaughan, Amy Yang, Angela Fan, Anirudh Goyal, Anthony Hartshorn, Aobo Yang, Archi Mitra, Archie Sravankumar, Artem Korenev, Arthur Hinsvark, and 542 others. 2024. [The llama 3 herd of models](#). *Preprint*, arXiv:2407.21783.
- Kilem Li Gwet. 2008. Computing inter-rater reliability and its variance in the presence of high agreement. *British Journal of Mathematical and Statistical Psychology*, 61(1):29–48.
- Martin Hilbert, George Barnett, Joshua Blumenstock, Noshir Contractor, Jana Diesner, Seth Frey, Sandra González-Bailón, PJ Lamberson, Jennifer Pan, Tai-Quan Peng, Cuihua (Cindy) Shen, Paul E. Smaldino, Wouter van Atteveldt, Annie Waldherr, Jingwen Zhang, and Jonathan J. H. Zhu. 2019. [Computational communication science: A methodological catalyzer for a maturing discipline](#). *International Journal of Communication*, 13(0).
- Enamul Hoque and Giuseppe Carenini. 2016. [Interactive topic modeling for exploring asynchronous online conversations: Design and evaluation of convisit](#). *ACM Trans. Interact. Intell. Syst.*, 6(1).
- Alexander Hoyle, Pranav Goel, Denis Peskov, Andrew Hian-Cheong, Jordan Boyd-Graber, and Philip Resnik. 2021. Is automated topic model evaluation broken? the incoherence of coherence. In *Proceedings of the 35th International Conference on Neural Information Processing Systems*, NIPS '21, Red Hook, NY, USA. Curran Associates Inc.
- Tunazzina Islam, Ruqi Zhang, and Dan Goldwasser. 2023. [Analysis of climate campaigns on social media using bayesian model averaging](#). In *Proceedings of the 2023 AAAI/ACM Conference on AI, Ethics, and Society*, AIES '23, page 15–25, New York, NY, USA. Association for Computing Machinery.
- Jialun Aaron Jiang, Kandrea Wade, Casey Fiesler, and Jed R. Brubaker. 2021. [Supporting serendipity: Opportunities and challenges for human-ai collaboration in qualitative analysis](#). *Proc. ACM Hum.-Comput. Interact.*, 5(CSCW1).
- Xin Jin and Jiawei Han. 2010. *K-Means Clustering*, pages 563–564. Springer US, Boston, MA.
- Takeshi Kojima, Shixiang Shane Gu, Machel Reid, Yutaka Matsuo, and Yusuke Iwasawa. 2024. Large language models are zero-shot reasoners. In *Proceedings of the 36th International Conference on Neural Information Processing Systems*, NIPS '22, Red Hook, NY, USA. Curran Associates Inc.
- Julia Mendelsohn, Ceren Budak, and David Jurgens. 2021. [Modeling framing in immigration discourse on social media](#). In *Proceedings of the 2021 Conference of the North American Chapter of the Association for Computational Linguistics: Human Language Technologies*, pages 2219–2263, Online. Association for Computational Linguistics.
- Maria Leonor Pacheco, Tunazzina Islam, Monal Mahajan, Andrey Shor, Ming Yin, Lyle Ungar, and Dan Goldwasser. 2022. [A holistic framework for analyzing the COVID-19 vaccine debate](#). In *Proceedings of the 2022 Conference of the North American Chapter of the Association for Computational Linguistics: Human Language Technologies*, pages 5821–5839, Seattle, United States. Association for Computational Linguistics.
- Maria Leonor Pacheco, Tunazzina Islam, Lyle Ungar, Ming Yin, and Dan Goldwasser. 2023. [Interactive concept learning for uncovering latent themes in large text collections](#). In *Findings of the Association for Computational Linguistics: ACL 2023*, pages 5059–5080, Toronto, Canada. Association for Computational Linguistics.
- Nils Reimers and Iryna Gurevych. 2019. [Sentence-BERT: Sentence embeddings using Siamese BERT-networks](#). In *Proceedings of the 2019 Conference on Empirical Methods in Natural Language Processing and the 9th International Joint Conference on Natural Language Processing (EMNLP-IJCNLP)*, pages 3982–3992, Hong Kong, China. Association for Computational Linguistics.
- Tim Rietz, Peyman Toreini, and Alexander Maedche. 2020. [Cody: An interactive machine learning system for qualitative coding](#). In *Adjunct Proceedings of the 33rd Annual ACM Symposium on User Interface Software and Technology*, UIST '20 Adjunct, page 90–92, New York, NY, USA. Association for Computing Machinery.
- Shamik Roy, Maria Leonor Pacheco, and Dan Goldwasser. 2021. [Identifying morality frames in political tweets using relational learning](#). In *Proceedings of the 2021 Conference on Empirical Methods in Natural Language Processing*, pages 9939–9958, Online and Punta Cana, Dominican Republic. Association for Computational Linguistics.

Alison Smith, Varun Kumar, Jordan Boyd-Graber, Kevin Seppi, and Leah Findlater. 2018. [Closing the loop: User-centered design and evaluation of a human-in-the-loop topic modeling system](#). In *Proceedings of the 23rd International Conference on Intelligent User Interfaces*, IUI '18, page 293–304, New York, NY, USA. Association for Computing Machinery.

Laurens van der Maaten and Geoffrey Hinton. 2008. [Visualizing data using t-sne](#). *Journal of Machine Learning Research*, 9(86):2579–2605.

Ziang Xiao, Xingdi Yuan, Q. Vera Liao, Rania Abdelghani, and Pierre-Yves Oudeyer. 2023. [Supporting qualitative analysis with large language models: Combining codebook with gpt-3 for deductive coding](#). In *Companion Proceedings of the 28th International Conference on Intelligent User Interfaces*, IUI '23 Companion, page 75–78, New York, NY, USA. Association for Computing Machinery.

Himanshu Zade, Margaret Drouhard, Bonnie Chinh, Lu Gan, and Cecilia Aragon. 2018. [Conceptualizing disagreement in qualitative coding](#). In *Proceedings of the 2018 CHI Conference on Human Factors in Computing Systems*, CHI '18, page 1–11, New York, NY, USA. Association for Computing Machinery.

A Dataset Analysis

The two corpora exhibit substantial structural differences as seen in Table 3. The climate dataset comprises 5,471 documents with a mean length of 53.1 words, while the COVID dataset contains 85,799 documents averaging 27.5 words. This approximately two-fold difference in document length is statistically significant (Mann-Whitney U, $p < 0.001$, effect size $r = -0.353$). Climate advertisements also demonstrate greater variability in length ($CV = 1.47$) compared to the more constrained COVID tweets ($CV = 0.50$). Lexical diversity metrics reveal nuanced differences. While type-token ratios are comparable (0.060 vs. 0.051), the Measure of Textual Lexical Diversity (MTLD) indicates higher lexical sophistication in COVID tweets (119.6 vs. 95.6).

Readability analyses indicate that climate advertisements present greater cognitive demands. The Flesch Reading Ease score for climate ads ($M = 47.4$) falls within the “difficult” range, whereas COVID tweets score higher ($M = 54.9$), indicating moderately easier comprehension ($p < 0.001$, $r = 0.211$). Correspondingly, climate ads require higher grade-level reading ability (Flesch-Kincaid Grade: 10.7 vs. 9.2; Gunning Fog Index: 13.2 vs. 11.2). See Table 4.

We also performed an analysis over a sample of 5000 documents from both datasets to identify

Metric	Covid	Climate
Number of Documents	85799	5471
Words per Document	27.50	53.10
Sentences per Document	2.50	3.40
Type-Token Ratio	0.051	0.060
Measure of Textual		
Lexical Diversity (threshold = 0.72)	119.65	95.58

Table 3: Corpus-level statistics for the Covid and Climate datasets.

Metric	Covid	Climate
Flesch Reading Ease Score	54.85	47.38
Flesch Kincaid Grade	9.18	10.68
Gunning Fog Index	11.20	13.22
Automated Readability Index	12.34	11.85

Table 4: Measures of Linguistic Complexity of the Covid and Climate datasets.

the extent of formulaic or template centric content. DBSCAN clustering on TF-IDF similarity matrices (threshold=0.8) identified 137 template clusters in climate ads, encompassing 20.1% of documents, compared to only 31 clusters (3.7%) in COVID tweets. The proportion of high-similarity document pairs (≥ 0.8 cosine similarity) is an order of magnitude greater in climate ads (0.059% vs. 0.006%). See Table 5.

Characteristic n-grams reflect domain-specific discourse patterns. Climate ads prominently feature phrases such as “oil natural gas”, “clean energy jobs”, and “fight climate change”, while COVID tweets center on vaccine-related language (“covid 19 vaccine”, “getting covid vaccine”). These patterns suggest that climate advertising employs stan-

Metric	Covid	Climate
Template Clusters	31	137
Percentage of Documents in Template Clusters	3.70	20.10
Percentage of High Similarity Document Pairs	0.006	0.059
Average Cluster Size	5.96	7.34
Largest Cluster Size	31	75

Table 5: Template patterns across Covid and Climate datasets.

Covid	Climate
'covid 19 vaccine', 'getting covid vaccine', 'covid vaccine https', 'got covid vaccine', 'covid 19 vaccines'	'https bit ly', 'oil natural gas', 'clean energy jobs', 'fight climate change', 'oil gas industry'

Table 6: Top n-gram phrases in Covid and Climate datasets.

Metric	Covid	Climate
Average Entropy across Documents	0.042	0.023
Average Confidence in Primary Cluster Assignment	0.989	0.994
Percentage of Documents Where Top 2 Clusters are within 0.2 Probability	0.660	0.280
Silhouette Score	0.022	0.018

Table 7: Semantic theme ambiguity for Covid and Climate datasets.

standardized messaging templates, whereas COVID discourse largely centers around vaccines. See Table 6.

Gaussian Mixture Model analysis with SBERT embeddings (Reimers and Gurevych, 2019) reveals that both corpora exhibit high thematic clarity, with mean maximum cluster probabilities exceeding 0.98. However, COVID tweets demonstrate marginally higher semantic entropy ($M=0.042$ vs. 0.023), indicating slightly greater theme ambiguity. The proportion of documents spanning multiple clusters (probability difference < 0.2 between top-2 clusters) is higher for COVID tweets (0.66% vs. 0.28%). Silhouette scores are low for both corpora (0.022 vs. 0.018), suggesting that while documents cluster clearly into dominant themes, inter-cluster boundaries are not sharply defined. See Table 7.

Mean pairwise cosine similarity in the SBERT embedding space is substantially higher for COVID tweets (0.429 vs. 0.261), indicating greater semantic homogeneity. The inter-quartile range confirms this pattern: COVID tweets exhibit similarity scores between 0.365 – 0.518, while climate ads range from 0.167 – 0.348. Notably, 62.6% of climate ad pairs fall below 0.3 similarity, compared to only 14.1% of COVID tweet pairs. Document-to-centroid similarity further corroborates this finding (0.654 vs. 0.510), demonstrating that COVID tweets cluster more tightly around their corpus centroid. See Table 8.

Metric	Covid	Climate
Average Pairwise Similarity between documents	0.43	0.26
25th Percentile Pairwise Similarity Score	0.37	0.17
75th Percentile Pairwise Similarity Score	0.52	0.35
Average Similarity of documents with the centroid	0.65	0.51
Percentage of Pairs with Similarity > 0.7	0.70	0.20
Percentage of Pairs with Similarity > 0.3	14.14	62.55

Table 8: Semantic Similarity Distribution for Covid and Climate datasets.

B Topic Model Experimental Settings

To ensure comparable results, we use the same starting distribution of 13 topics for all our experiments using the same hyperparameters as Fang et al. (2021), which are $\alpha = 1.0$, $\beta = 0.5$, $\gamma = 1.5$. The QDTM also allows queries to be input prior to topic model initialization to produce partitions that follow prior knowledge, but we do not take advantage of this capability. The same initial topic model is provided for all experiments.

C Experimental Settings and Interactive System Details

During the interactive coding process, researchers are provided initial clusters to identify themes. We use $K = 10$ means clustering to generate initial partitions and the same partitions are provided for all experiments. Users select positive and negative examples for each theme, which are used to create a distributional representations to calculate semantic similarity with unlabeled documents. Simultaneously, supporting concepts are defined using logical rules which researchers can use to label example documents. The relationship between themes and concepts are then used as a structured inference task to predict label assignments. By using multiple sources of information, the model can much more efficiently extrapolate from a small set of manually labeled data.

Operations	Description
Finding Partitions	Experts can find partitions in the space of unassigned instances. We currently support the K-means (Jin and Han, 2010) and Hierarchical Density-Based Clustering (Mendelsohn et al., 2021) algorithms.
Text-based Queries	Experts can type any query in natural language and find instances that are close to the query in the embedding space.
Finding Similar Instances	Experts have the ability to select each instance and find other examples that are close in the embedding space.
Listing Themes and Instances	Experts can browse the current list of themes and their mapped instances. Instances are ranked in order of “goodness”, corresponding to the similarity in the embedding space to the theme representation. They can be listed from closest to most distant, or from most distant to closest.
Visualizing Local Explanations	Experts can visualize aggregated statistics and explanations for each of the themes. To obtain these explanations, we aggregate all instances that have been identified as being associated with a theme. Explanations include wordclouds, frequent entities and their sentiments, and graphs of concept distributions.
Visualizing Global Explanations	Experts can visualize aggregated statistics and explanations for the global state of the system. To do this, we aggregate all instances in the database. Explanations include theme distribution, coverage statistics, and t-sne plots (van der Maaten and Hinton, 2008).

(a) Exploratory Operations

Operations	Description
Adding, Editing and Removing Themes	Experts can create, edit, and remove themes. The only requirement for creating a new theme is to give it a unique name. Similarly, themes can be edited or removed at any point. If any instances are assigned to a theme being removed, they will be moved to the space of unassigned instances.
Adding and Removing Examples	Experts can assign “good” and “bad” examples to existing themes. Good examples are instances that characterize the named theme. Bad examples are instances that could have similar wording to a good example, but that have different meaning. Experts can add examples in two ways: they can mark mapped instances as “good” or “bad”, or they can directly contribute example phrases.
Adding or Correcting Concepts	We allow users to upload additional observed or predicted concepts for each textual instance. For instances and phrases added as “good” and “bad” examples, we allow users to add or edit the values of these concepts. The intuition behind this operation is to collect additional information for learning to map instances to themes.

(b) Intervention Operations

Table 9: Interactive Operations for the Pacheco et al. (2023) System

C.1 Relational Approach Operational Details

D Semi-Structured Interview

D.1 Interviewing

We administered interviews after annotation sessions. Asynchronous annotators were asked questions individually about their experience, whereas synchronous annotator groups were asked questions with their fellow annotators.

D.2 Script

1. Have you worked on annotation projects before? Did these annotation projects use qualitative coding strategies (ex: grounded theory)? How experienced are you as an annotator?
2. How was your experience on the COVID-19 vaccine annotation session we conducted on

Sunday? Particularly, we are interested in your thoughts and feelings over the session.

3. You annotated in a group, working together as a team. Did you find this setup to be beneficial? What were some of the limitations you faced, both individually and as a group, when working synchronously?
4. On a similar line, what would you consider to be the pros and cons if you were to annotate alone?

The last questions would be flipped based on if we are posing it to synchronous or asynchronous annotators.

E LLM-based Experimental Configuration and Prompt Details

For this study, we use the same starting partitions as used in the relational approach experiment in App. C. The original work uses existing codes from a theoretical framework whereas we use codes defined by the user during this step, but this does not affect the overall process.

code-book	Gwet’s AC_1	# Unlabeled Docs
Sync 1	0.42	5,548(6.5%)
Sync 2	0.49	9,766(11.4%)
Async 1	0.61	611(0.7%)
Async 2	0.62	2,506(2.9%)
Async 3	0.46	13,816(16.1%)

Table 10: Results for the selected prompt for each coding session using the LLM-based system. Gwet’s AC_1 is used to select the best prompt for running the full dataset. The number of unlabeled documents represent documents where the LLM produced a label not created by human annotators after running the full dataset (percentage of the dataset unlabeled).

Using the LLM, we generate 3 additional templates based on a prompt structure provided in the original work. We used the Llama 3.2 3B-Instruct (Grattafiori et al., 2024) model for all generation tasks:

E.1 LLM Hyperparameters

```
Batch size: 32
Model: Llama 3.2 3B-Instruct
GPU: A100 40GB VRAM
Average Compute Time: 24hrs per job
Number of jobs: 5
```

E.2 LLM Prompts

```
To code this tweet, do the following:
- First, read the codebook and the tweet.
- Next, decide which code is most applicable and explain your reasoning for the coding decision.
- Finally, generate json with your code and your reason for the coding decision. The response MUST be formatted as JSON.
Codes:
-
<codes>
-
Codebook:
-
<codebook>
-
Tweet:
-
<tweet>
-
JSON Output:
-
"code" : "",
"reason" : ""
-
```

```
To code this tweet, do the following:

First, read the codebook and the tweet.
Next, decide which code is most applicable based on the tweet's content and explain your reasoning for the coding decision.
Finally, generate a JSON object with the selected code and provide a brief explanation for your coding decision.
The response MUST be formatted as JSON.
Codebook: Themes: <"theme": "definition">
Tweet: < "text": "<text>" >
JSON Output: < "code": "", "reason": "" >
```

To generate code for this tweet, provide a step-by-step explanation of how to approach the task.

First, analyze the tweet's content and identify key concepts, such as the type of object or class being described, any specific behaviors or requirements, and relevant keywords.

Next, evaluate the codebook options and determine which one is most applicable. Explain your reasoning for your decision, including any similarities between the tweet and the code definitions, or any specific requirements mentioned in the tweet that align with a particular code. Finally, generate a JSON object with the selected code and provide additional context, including:

A clear explanation of how you arrived at your chosen code

Any relevant notes or comments about the code's functionality and requirements

A brief comparison to other codes in the book, if applicable

The response MUST be formatted as JSON.

Codebook: <codebook>

Tweet: <tweet>

JSON Output: < "code": "",
"reasoning": "", "context": ""
>

To analyze this tweet and select a relevant theme, follow these steps:

First, read the tweet and identify key concepts, such as emotions, objects, or ideas mentioned in the text.

Next, evaluate the theme options and determine which one is most applicable. Explain your reasoning for your decision, including any connections you see between the tweet's content and the theme definitions.

Then, generate a JSON object with the selected theme and provide additional insight into your analysis. Include:

A clear explanation of how you arrived at your chosen theme

Any specific characteristics or keywords from the tweet that support your decision

A brief comparison to other themes, if applicable

The response MUST be formatted as JSON.

Themes: <Codebook>

Tweet: <tweet>

JSON Output: <"theme": "", "insight": "">

F Use of Pre-Existing Artifacts

All pre-existing artifacts utilized in this study, including datasets, software libraries, models, and computational tools, are publicly available under open-source and open-access licenses. This academic work adheres to all intended use guidelines and terms of service for the respective resources.